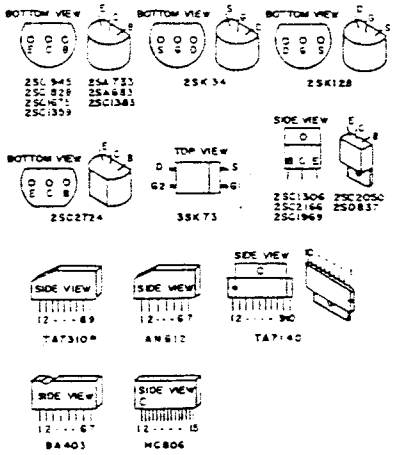
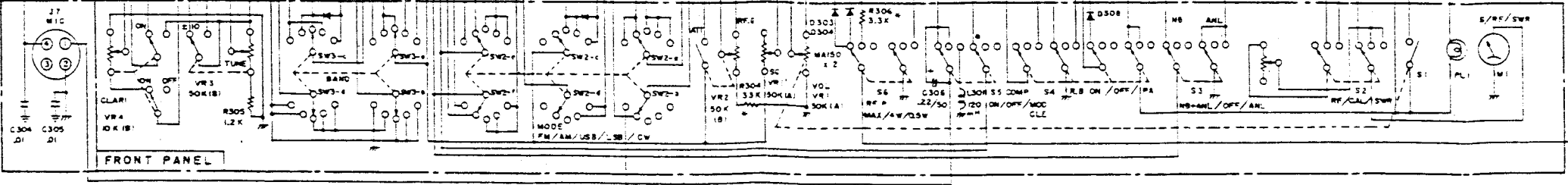
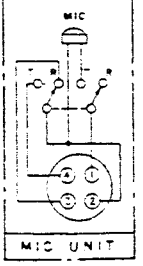


TRANSISTOR BASE INFORMATION

E: EMITTER S: SOURCE
 C: COLLECTOR G: GATE
 B: BASE D: DRAIN



NOTE
 ALL VOLTAGES MEASURED FROM PC BOARD GROUND WITH D.C. VTVM AT NO SIGNAL AT 13.8V POWER SUPPLY. IF MEASUREMENT VALUES OBTAINED ARE IN EXCESS OF ±20% OF VALUES SHOWN, THEN REASON FOR DIFFERENCE SHOULD BE CORRECTED.
 TX: TX LBS 1.1AM TX
 CHASSIS GND PC BOARD GND
 *ADJUSTED TYPICAL VALUE SHOWN



SCHEMATIC D.A.
 15CONC-3 EX-03
 SCHEMATIC DIAGRAM MODEL

1982.3.3
 NO. 16109 16110
 16201 16476 2000
 1981.9.7 1981.11.19
 9-17 1982.3.3