

Please do not upload this copyright pdf document to any other website. Breach of copyright may result in a criminal conviction.

This pdf document was generated by me Colin Hinson from a Crown copyright document held at R.A.F. Henlow Signals Museum. It is presented here (for free) under the Open Government Licence (O.G.L.) and this pdf version of the document is my copyright (along with the Crown Copyright) in much the same way as a photograph would be.

The document should have been downloaded from my website <https://blunham.com/Radar>, or any mirror site named on that site. If you downloaded it from elsewhere, please let me know (particularly if you were charged for it). You can contact me via my Genuki email page: <https://www.genuki.org.uk/big/eng/YKS/various?recipient=colin>

You may not copy the file for onward transmission of the data nor attempt to make monetary gain by the use of these files. If you want someone else to have a copy of the file, point them at the website. (<https://blunham.com/Radar>). Please do not point them at the file itself as it may move or the site may be updated.

It should be noted that most of the pages are identifiable as having been processed by me.

I put a lot of time into producing these files which is why you are met with this page when you open the file.

In order to generate this file, I need to scan the pages, split the double pages and remove any edge marks such as punch holes, clean up the pages, set the relevant pages to be all the same size and alignment. I then run Omnipage (OCR) to generate the searchable text and then generate the pdf file.

Hopefully after all that, I end up with a presentable file. If you find missing pages, pages in the wrong order, anything else wrong with the file or simply want to make a comment, please drop me a line (see above).

It is my hope that you find the file of use to you personally – I know that I would have liked to have found some of these files years ago – they would have saved me a lot of time !

Colin Hinson

In the village of Blunham, Bedfordshire.

VOCABULARY OF ROYAL AIR FORCE EQUIPMENT

BOOK 15 WORKSHOP, GROUND, HANGAR, MARINE AND COMPRESSED GAS EQUIPMENT

SECTIONS	NATURE OF STORES
4A	Workshop Equipment
4B	Flags and Visual Signalling Equipment
4C	Airfield Equipment
4D	Storage Equipment
4F	Aircraft Standard Ground Servicing Trolleys and Air Compressors
4FZ	Air Compressor Spares
4G	Aircraft Standard Ground Servicing Equipment
4GA	Winches Bomb, and Spares
4GB	Aircraft Standard Ground Handling Equipment
4GC	Aircraft Component Slinging Equipment
4K	General Ground Equipment (including Refuelling Equipment)
4L	Lifting and Haulage Tackle
4N	Sparking Plug Testing and Servicing Equipment
4Q	Aircraft Jacks and Lifting Tackle
4R	Mobile Laundry and Bathing Apparatus <i>A239.</i>
4S	Mobile Air Conditioning Equipment
4T	Prefabricated Construction Equipment (Basix)
16F	Marine Craft
16G	Mooring Spares
16H	Marine Craft General Stores
16P	Marine Salvage Equipment
39B	Hangars—Bessonneau
39E	Hangars—Merton
39G	Hangars—Brook and Dorland <i>A239</i>
40B	Aircraft Engine, Engine Change Unit and Power Plant Cases and Stands
40J	Aerofoil Cases
40K	Marine Engine Cases and Stands
40L	Cases and Crates M.T. Engines and Main Components
71A	Cylinders, Spares and Accessories, Gases, etc.
71B	Plant, Gas Producing and Compressing, Mobile and Transportable, Plant Accessories and Materials

Attention is called to the penalties attaching to any infraction of the Official Secrets Acts.
Promulgated by Command of the Air Council.

L. J. Dean.

Issued with A/L.168.

**A.P. 1086—BOOK 15, SECOND EDITION
INFORMATION AND INSTRUCTIONS**

- 1 General Information and index of the Vocabulary of R.A.F. Equipment is contained in Book 1.
- 2 Equipment Accounting Instructions are contained in A.P.830, Vol. 1. 5th Edition Parts 1 and 4 and current A.M.O's.
- 3 Packing and Storage Instructions are contained in A.P.830, Vol. 2.
- 4 It may be found convenient at P.S.C.O's., large stock-holding M.U's. and similar units to break the book down into individual sections. Guide Cards are provided between sections to facilitate this. Amendment Lists will be published to cover the book as a whole and will be noted in the front amendment certificate and record as they are actioned. Holders of individual sections, will, therefore, obtain and action only the portion of any amendment lists which may affect their particular sections.
- 5 The " No.-Off " column in this Book gives the number of subsidiary items which go to a main assembly.
- 6 It is essential that users of this Book at once notify A.M., E. 15 Harrogate, through the usual channels, of errors, omissions, or any lack of detail which causes difficulties in identification of equipment.

RESTRICTED

Issued with A/L. 213.

**AIR PUBLICATION 1086
BOOK 15
SECOND EDITION**

**SECTION 16F
MARINE CRAFT**

**Items under Section 16F
are covered by
VOTE 7.E.2.**

RESTRICTED

VOCABULARY OF ROYAL AIR FORCE EQUIPMENT
MARINE CRAFT
(For technical details of Marine Craft, see A.P. 2865A, Vol. 1)
SECTION 16F

(22nd January, 1963)

Note:— No separate columns denoting class of store and denomination of quantity will be shown as all items listed are class "A" stores and denomination of quantity "each" . .

RESTRICTED

1

RESTRICTED

Ref No.	MARINE CRAFT		ENGINE		DETAIL
	Nomenclature	Spares	Nomenclature	Spares	
1	2	3	4	5	6
	CRAFT:—				
186	Inshore rescue		Evinrude		
	Landing:—				
184	General purpose, Mark 1 ..		Rolls-Royce C6S, FLM(2)	} See A.P. 4542, Vol. 3, Pt. 1.	
185	General purpose, Mark 2 ..		Rolls-Royce C6S, FLM(2), 118 Port and 119 Star.		
183	Vehicles		Perkins S6M, 130 h.p.(2)		See A.P.1812, Vol. 3
	DINGHIES:—				
	Non-powered:—				
156	14 ft.				
37	15 ft.				
153	16 ft.				
151	Flat bottomed				
175	Re-inforced glass fibre, 12 ft.				
	Powered:—				
122	18 ft.	See A.P.2790A, Vol. 3.	Meadows 8/28 h.p.(1)		See A.P.1836, Vol. 3
160	20 ft. 6 ins. Salvage				

MARINE CRAFT
SECTION 16F—cont.

1	2	3	4	5	6
	LAUNCHES:—				
	Range safety:—				
158	43 ft.	See A.P.4554, Vol. 3.	Rolls-Royce C6S, FLM(2)	See A.P.4542A, Vol. 3.	
108	41½ ft. Mark 1A	See A.P.2200A, Vol. 3.	Perkins S6M		
	Rescue/Target towing:—				
182	68 ft. Mark 1B	See A.P.4522 A & B., Vol. 3.	Rolls-Royce Sea Griffon (2)	See A.P.4561A, Vol. 3, Pt. 1.	
163	68 ft. Mark 2				
	PINNACES:—				
109	60 ft., Mark 1	See A.P.1853, Vol. 3.	Perkins S6M, 130 h.p. (3) Direct drive	See A.P.1812, Vol. 3	
55	60 ft., Mark 2	See A.P.1853, Vol. 3.	Perkins S6M, 130 h.p. (3) Reduction gear	See A.P.1812, Vol. 3	
157	63 ft.	See A.P.4521, Vol. 3.	Rolls-Royce C6S, FLM(2)	See A.P.4542A, Vol. 3.	
	REFUELLERS:—				
149	Mark 2	See A.P.2791A, Vol. 3.	Perkins S6M (2)	See A.P.1812, Vol. 3	
188	SAMPAN				
	TENDERS:—				
	Marine:—				
164	23 ft., Mark 2	See A.P.2505A, Vol. 3.	Ford V.8/Parsons, Mark 2, 65 h.p. (1) or Perkins 4/107.	See A.P.2510A, Vol. 3.	
82	24 ft., Mark 2				
	TROLLEYS:—				
	Universal, beaching:—				
166	Mark 2A, pneumatic tyres n			Suitable for all other craft. Modified from original Mark 2.
168	Mark 3, iron wheels n			Suitable for all types of craft.

RESTRICTED

RESTRICTED

MARINE CRAFT
SECTION 16F—cont.

1	2	3	4	5	6
<p>169 170</p>	<p>TROLLEYS—cont. Universal, beaching—cont. Mark 3A, pneumatic tyres Mark 3B, solid rubber tyres</p> <p align="right">CC</p>		<p align="center">..</p>		<p align="center">} Suitable for all types of craft. Modified or designed from original Mark 3.</p>

FORM NO. 200-011 11-1960 PREVIOUS EDITIONS OBSOLETE GPO: 1960 O - 708-113

RESTRICTED

RESTRICTED
3

RESTRICTED

Issued with A/L 201 to A.P. 1086, Book 15, Second Edition

**PERIODICAL INSPECTION OF EQUIPMENT
STORAGE CATEGORIES**

For details of different storage categories, see A.P. 1086, Book 1, Second Edition, Memorandum of Instructions, Part 3.

**MARINE CRAFT
SECTION 16F**

Unless specifically shown below, all items in this sub-section have an indefinite shelf life under normal storage conditions and are therefore in category 4.

Generic Heading	Category	Periodicity of Inspection in *Temperate Climates	
		Packaged	Unpackaged
DINGHIES	1		
LANDING-CRAFT	1		(a) Stored slipped —to be inspected monthly. (b) Stored afloat :— (i) Wooden hulls —to be slipped and inspected monthly. (ii) Metal hulls —to be slipped and inspected every three months.
LAUNCHES, range safety	1		
LAUNCHES, rescue/target towing	1		
PINNACES	1		
REFUELLERS	1		
TENDERS	1		
WHALERS .. .	1		

NOTES—(i) Subject to pre-issue inspection.
 (ii) See leaflets A.P. 830, Vol. 2/K6 and A.P. 3197/J.8.

*For method of calculating periodicity of inspection in tropical climates, see A.P. 1086, Book 1, Second Edition, Memorandum of Instructions, Part 3.

RESTRICTED

Issued with A/L 216.

**AIR PUBLICATION 1086
BOOK 15,
SECOND EDITION**

SECTION 16G

MOORING SPARES

**Items under Section 16G
are covered by
VOTE 7 E. 2**

RESTRICTED

VOCABULARY OF ROYAL AIR FORCE EQUIPMENT

MOORING SPARES

SECTION 16G

(23rd May, 1963)

Ref. No.	NOMENCLATURE	DETAIL	Part or Drawing No.	No. of	Class of Store	Denom. of Qty.
1	2	3	4	5	6	7
	ANCHORS:—					
	Cope:—					
666	200 lbs.		—	A	each
669	300 lbs.	C/w Shackle, Ref. 16G/814	R.D.M.C. 1004	—	A	"
670	500 lbs.	C/w Shackle, Ref. 16G/815	R.D.M.C. 1004	—	A	"
667	750 lbs.	C/w Shackle, Ref. 16G/815	R.D.M.C. 1006		A	"
	Danforth:—					
607	1,000 lbs.	For special requirements		—	A	"
608	1,500 lbs.	For special requirements		—	A	"
609	2,000 lbs.	For special requirements		—	A	"
631	2,500 lbs.	For special requirements		—	A	"
	Stockless:—					
496	7-14 cwt.		—	A	"
516	15-25 cwt.		—	A	"
520	26-34 cwt.		—	A	"
521	35-45 cwt.			A	"
686	BEACON, aerial acetylene gas	Quick flashing for high altitude marine targets (Supply controlled by M.O.D. (Air).	Z.9733	-	A	"
	Consisting of:—					
706	Clamp, gas cylinder	AV.2712/FJ200	16	C	"
760	Gauge, pressure, 3 in. C/w adaptor	G.6000	1	A	"

RESTRICTED

1

RESTRICTED

MOORING SPARES
SECTION 16G—cont.

1	2	3	4	5	6	7
	BEACON, aerial acetylene gas—cont.					
	Consisting of—cont.					
688	Lantern, main, LBAR, 500	AGA Type KME flasher	Z.9928	1	A	each
	Spares:—					
689	Burner, 20 litre	ZBFA.20	—	C	"
690	Burner, 25 litre	ZBFA.25	—	C	"
440	Burner, pilot, large	EB.31	—	C	"
817	Flasher unit, multi-burner	KMEG.240	—	A	"
692	Glazing main, lantern	Y.10753	—	C	"
693	Reflector, main lantern	Y.9751	—	B	"
694	Lantern, subsidiary, LBAR. 200	AGA Type KB. 80 flashers	Z.9923	4	A	"
	Spares:—					
—	Burner, 25 litre	Ref. No. 690		—	—	—
—	Burner, pilot, large	Ref. No. 440		—	—	—
697	Glass, white cylinder	W.9787	—	C	each
696	Glazing dome	Y.9810	—	C	"
698	Reflector, subsidiary lantern	X.9619	—	C	"
707	Pad, wood	Y.6713	8	C	"
687	Pedestal, framework	C/w 12 way junction box, coupling blocks and low pressure piping.	X.9749	1	A	"
	Pipes, coil:—	Coupling block to gas cylinder				
702	Type A	Y.318	2	B	"
703	Type B	Y.318	2	B	"
704	Type G	Y.318	2	B	"
705	Type H	Y.318	2	B	"
701	Pipc, connecting	Coupling block to Coupling block	Y.10101	1	B	"
700	Pipe, main supply	Coupling block to Main lantern	Y.10101	1	B	"
699	Switch, clockwork, Venner	35 day. C/w gas operated valve	X.10922	1	A	"
	Accessories:—					
423	Cylinder, gas, large	C/w Ref. Nos. 405 and 422	AK.50	8	A	"
	Spares:—					
405	Cap, cylinder	KB.10	—	B	"
422	Cover, coir, large	V.2633	—	B	"
671	BUOY, inflatable, Burjac, 48 in. Dhan	For special requirements		—	A	"

RESTRICTED

RESTRICTED

MOORING SPARES
SECTION 16G—cont.

1	2	3	4	5	6	7
	BUOYS, mark, conical:—					
442	Large, Mark 2	For marking danger zones	RDMC/1234/3	—	A	each
471	Medium	For marking danger zones	RDMC/1233/3	—	A	"
332	Small	For marking danger zones	E9/546/1	—	A	"
257	Wreck	For marking danger zones	E9/115/1	—	A	"
308	BUOY, mark, float, elliptical	14 in. < 10 in.	RDMC/1325/2	—	B	"
353	BUOY, mark, gas, large	Buoy body only. Complete with Ref. Nos. 610, 612, and 643.	E6/647/2	—	A	"
	Accessories:—					
—	Cylinder, gas, large	Ref. No. 423		3	—	—
	Spares:—					
—	Cap, cylinder	Ref. No. 405		—	—	—
—	Cover, coir, large	Ref. No. 422		—	—	—
	Lanterns, gas, large:—					
393	Mark 1	Agas Type K130 flashers	LBFZ/140 MM	—	A	each
644	Mark 2, Type A	Agas Type K80 flashers, variable flashes 1–5 seconds, LBFP/140 m.m.	W.7164	—	A	"
645	Mark 2, Type B	Agas Type K80 flashers, variable flashes 5–10 seconds, LBFP/140 mm..	W.7164	—	A	"
	Spares:—					
677	Bolt and nut, brass, 3 in. × ¾ in. diam.		—	C	"
439	Burner, 15 litres	ZBFA.15	—	C	"
—	Burner, pilot, large	Ref. No. 440		—	—	—
762	Glass, green, large, C/w frame	X.9056 AL.1280	—	C	each
395	Glass, red, large, C/w frame	X.9056 AL.1281	—	C	"
805	Glazing, outer	L.3717	—	—	—
761	Lens, moulded, 140 mm.	C/w end rings	AL.3953	—	C	each
611	Pipe, coil, large	5265 RRB.7026	—	B	"
394	Pipe, external, supply, large		—	B	"
625	Superstructure, can	RDMC/2668/2	—	A	"
361	Superstructure, conical	E6/648/1	—	A	"
679	Superstructure, radar	M.C.3/111/58	—	A	"

RESTRICTED

3

RESTRICTED

MOORING SPARES
SECTION 16G—cont.

1	2	3	4	5	6	7
	BUOY, mark, gas, large—cont.					
	Spares:—					
643	Adaptor/Nipple W304	P.4657	3	B	each
612	Box, junction (4-way)	C/w $\frac{3}{8}$ in. \times $3\frac{3}{4}$ in. long bolts and lead washer. X.5440	DEK.40	1	B	"
	Spares:—					
421	Plug, blind, screwed V.10073	P.4593	—	C	"
425	Joint, gas cylinder pocket, large	SM21/224/1	—	C	"
409	Joint, manhole	For use with large and small gas buoys	SM21/223/2	—	C	"
610	Pipe, inside supply, large	1 set of 3 per buoy	5265	—	B	set
764	Clip, pipe No. 6	For fitting outside supply pipes 7930	P.4685	1	C	each
765	Screw, clip, pipe, No. 6	For fitting outside supply pipes 7930	B.5115	1	C	"
773	BUOY, mark, gas, plastic, 7 ft. diam.	Buoy body only	Z.12255	—	A	"
	Accessories:—					
774	Block, coupling, two-way	For use with Ref. Nos. 782 and 783	X.10025	—	B	"
—	Cylinder, gas, large	Ref. No. 423		—	—	—
—	Lanterns, gas, large, Mark 2:—					
—	Type A	Ref. No. 644		—	—	—
—	Type B	Ref. No. 645		—	—	—
775	Pipe, inside supply, spider assy.	Connecting cylinder to buoy body	X.11263	—	B	each
	Pipes, external supply, main:—					
776	A	Buoy to coupling block trestle superstructure	Y.11931	—	B	"
777	B	Coupling block to lantern trestle superstructure	Y.11931	—	B	"
778	E	Buoy to coupling block, conical superstructure	X.12051	—	B	"
779	G	Coupling block to lantern conical superstructure.	X.12052	—	B	"
808	Reflector assembly, radar, pentagonal	W.13236	—	A	—
780	Reflector, radar, dipole	For use with Ref. No. 783	X.11919	—	A	each
781	Shackle, trunnion eye, 1 in.	For use with Ref. No. 773 only	1527	—	A	"
782	Superstructure, conical plastic	X.11772/A	—	A	"
783	Superstructure, trestle, Mark 1	Y.10426/A	—	A	"
806	Superstructure, trestle, Mark 3	Z.13544	—	A	"
807	Superstructure, wing type can.	Y.12648	—	A	"

MOORING SPARES
SECTION 16G—cont.

1	2	3	4	5	6	7
	BUOYS, mark, gas, small:—					
359	Mark 1	Buoy body only, complete with Ref. No. 612; 641 and 643.	RDCM/1794/1	—	A	each
673	Mark 2	Buoy body only, complete with Ref. Nos. 612 and 641 (Modified from Ref. No. 543).	M689.	—	A	„
	Accessories:					
407	Cylinders, gas, small	C/w Ref. Nos. 405 and 406	AK.25	3	A	„
	Spares:—					
—	Caps, cylinder	Ref No 405		—	—	—
406	Covers, coir, small	V.2634	—	B	each
396	Lanterns, gas, small	LBBZ.100	—	A	„
	Spares:—					
676	Bolts, and nuts, brass 2½ in. × ½ diam.	3920	—	C	„
412	Burners, 5 litres	ZBLC.5	—	C	„
413	Burners, pilot, small	EB20.	—	C	„
	Glasses, small:—					
490	Green X.5959	L 3712	—	C	„
642	Orange	—	C	„
398	Red X.5959	L.3713	—	C	„
569	White X.5959	L.3711	—	C	„
	Pentagonal radar-reflector assys:—					
772	Can	For use with Ref. No. 360	Y.11976	—	A	„
771	Conical	For use with Ref No 363	Y.11975	—	A	„
	Consisting of:—	For Ref. Nos. 771 and 772 except where indicated.				
—	Pedestals, lantern	Y.8873/A	1	—	—
—	Plates, adaptor, can superstructure	For Ref. No. 772 only	X.11978	1	—	—
—	Plates, adaptor, conical superstructure	For Ref. No. 771 only	X 11977	1	—	—
—	Plates, adaptor, lantern	X.9551	1	—	—
—	Reflectors, corner	AW.4000	5	—	—
—	Support-castings, reflector	Y.8872/A	1	—	—
613	Pipes, coil, small	For Mark 1 only X.300	RRB.7020	—	B	each
397	Pipes, external supply, small X.5607	RRB 7068	—	B	„
	Superstructures:—					
360	Can	E9/922/2	—	A	„

RESTRICTED

5

RESTRICTED

MOORING SPARES
SECTION 16G—cont.

1	2	3	4	5	6	7
	BUOYS, mark, gas, small—cont.					
	Accessories—cont.					
	Superstructures—cont.					
363	Conical	E9/922/2	—	A	each
515	Spherical	RDMC/1476/1	—	A	"
	Spares:—					
—	Adapters.. .. .	Ref. No. 643		—	—	—
—	Boxes, junction.. .. .	Ref. No. 612		—	—	—
	Spares:—					
—	Plugs, screws	Ref. No. 421		—	—	—
410	Joints, gas cylinder pocket, small	For use with Ref. No. 359	RDMC/2743/1	—	C	each
—	Joints, manhole	For use with Ref. No. 359. Ref. No. 409		—	—	—
680	Joints, manhole, small, Mark 2	For use with Ref. No. 673		—	C	each
641	Pipes, inside supply, small	1 set of 3 per buoy	5627	—	B	set
411	Tool kits:—	Complete. For use with VL40 large and small gas buoys.	VL40			
	Consisting of:					
—	Burners, 5 litres	Ref. No. 412		1	—	—
—	Burners, 15 litres	Ref. No. 439		1	—	—
—	Burners, pilot, large	Ref. No. 440		2	—	—
—	Burners, pilot, small	Ref. No. 413		2	—	—
—	Gauges, pressure, 3 in., C/w adaptor	Ref. No. 760		1	—	—
414	Keys, stop valve	NL.180	2	C	each
441	Keys, lantern	NL.30	2	C	"
415	Paste, burner	J.5781	1	C	tube
416	Pliers, burner	T.6913	1	B	pair
417	Spanners, $\frac{5}{16}$ in.	T.6904	1	B	each
418	Spanners, $\frac{1}{2}$ in.	T.6907	1	B	"
419	Spanners, $\frac{3}{4}$ in.	T.6908	1	B	"
420	Washers, aluminium	A.4352	30	C	"
	BUOYS, mark, Munro:—					
249	Mark 1		—	A	"
	Spares:—					
250	Staffs	RDMC/1278/1	—	C	"

RESTRICTED

RESTRICTED

MOORING SPARES
SECTION 16G—cont.

1	2	3	4	5	6	7
331	BUOYS, mark, whaleback	MC3/104/58	—	A	each
	Spares:—					
675	Blocks, buoyancy, polystyrene	For use in Buoys, Rafts, etc. 2 ft. 9 in. × 2 ft. 4 in. × 2 ft. 4 in.	MC3/48/57	1	C	..
495	BUOYS, mooring, conical, double	For special requirements	E6/362/2	—	A	..
	BUOYS, mooring, cylindrical:—					
469	4th Class	For special requirements		—	A	..
470	6th Class	For barge moorings		—	A	..
392	7th Class	Complete with fittings	MCM/1407/6	—	A	..
	Consisting of:					
584	Buoys, 7th Class	Complete with Ref. No. 486	RDMC/11014	1	A	..
	Spares:—					
486	Fend-offs, rubber	Issued to contractors only	RDMC/1376/1	1	B	..
568	Cables, retaining, Mark 3	13 ft. 6 in.	M.C 3/105/58	2	C	..
—	Carriers, reflector, metal	Ref No 488		1	—	—
542	Chain, cables mooring pendant studded link $\frac{7}{8}$ in.		2	B	each
221	Chains, tail		1	B	..
633	Hooks, dressing	RDMC/2727/1	1	B	..
494	Hoops, pick up, Type F	RDMC/2744/1	1	C	..
535	Pendants, mooring wire Mark 2	Complete with Ref. No. 247	M.C.M./2393	2	C	..
	Spares:—					
247	Stops, wood, pendant, Mark 1	MCM/2405/1	1	C	..
—	Shackles, anchor, forelock, $\frac{3}{4}$ in.	Ref. No. 261		3	—	—
—	Shackles, forelock, $\frac{7}{8}$ in.	Ref. No. 267		1	—	—
—	Shackles, forelock, harp shaped, $\frac{7}{8}$ in. ..	Ref. No. 478		2	—	—
—	Shackles, screwed pin, $\frac{5}{8}$ in.	Ref. No 713		3	—	—
—	Shackles, screwed-pin, harp shaped, $\frac{3}{8}$ in. ..	Ref. No. 367		2	—	—
660	Supports, hook, dressing	For use with Ref. No 633	4MU/591/3	1	B	each
—	Swivels, oil, 30 tons	Ref No 570		1	—	—

RESTRICTED

RESTRICTED

MOORING SPARES
SECTION 16G—cont.

1	2	3	4	5	6	7
	BUOYS, mooring, rubber:—					
582	18 in.	For light moorings	MCM/2589/Spec 65/63/M.C.1c.	—	B	each
565	40 in. Mark 2	Complete with fittings	RDMC/2729/3	—	A	"
	Consisting of:—					
587	Buoys, 40 in. Mark 2	Buoy body only	Spec. 64/63/MC.1c	1	A	"
—	Cables, retaining, Mark 3	13 ft. 6 in. Ref. No. 568		1	—	—
—	Carriers, reflector, wood	Ref. No. 541		1	—	—
—	Chain cables, mooring pendant, studded link, 7/8 in.	Ref. No. 542		1	—	—
224	Grips, cross, c/w "U" bolts	MC3/120/58	1	C	each
—	Hooks, dressing	Ref. No. 633		1	—	—
566	Hoops, Type G, Mark 2	C/w Ref. Nos. 685, 230 and 28P/1229	SM21/292/5	1	C	each
599	Hoops, Type J (with loop)	C/w Ref. Nos. 685, 230 and 28P/1229	SM21/292/4	1	C	"
	Spares:—					
230	Pins, round	For use with Ref. No. 566 and 599	SM21/292/4	—	C	"
—	Pins, split, mild steel, 3/16 in. x 2 in.	Reference 28P/1229. For use with Ref. No. 230		—	—	—
647	Pendants, mooring, nylon, Mark 3	10 ft. C/w wood stop (Ref. No. 634) shackle and forelock, harp shaped, 1 in. (Ref. No. 269).	RDMC/2752/1	1	B	each
	Spares:—					
—	Shackles, forelock, 1 in., harp shaped	Ref. No. 269		1	—	—
634	Stops, wood, pendant, Mark 2	MC.31159	1	C	each
231	Rings, spacing, 40 in.	RDMC/2732/2	1	C	"
—	Shackles, anchor, forelock, 7/8 in.	Ref. No. 262		2	—	—
—	Shackles, forelock, 7/8 in.	Ref. No. 267		1	—	—
—	Shackles, forelock, 7/8 in. harp shaped	Ref. No. 478		1	—	—
—	Swivels, oil, 30 tons	Ref. No. 570		1	—	—
335	55 in. Mark 1	Complete with fittings	GM/8984/2	—	A	each
	Consisting of:—					
588	Buoys, 55 in., Mark 1	Buoy body only			A	"
—	Cables, retaining, Mark 3	13 ft. 6 in. Ref. No. 568		1	—	—
—	Carriers, reflector, wood	Ref. No. 541		1	—	—
—	Chain, cable mooring pendant, studded link, 7/8 in.	Ref. No. 542		1	—	—
—	Grips, cross, c/w "U" bolts	Ref. No. 224		1	—	—
—	Hooks, dressing	Ref. No. 633		1	—	—

RESTRICTED

RESTRICTED

MOORING SPARES
SECTION 16G—cont.

1	2	3	4	5	6	7	
	BUOYS, mooring, rubber -cont						
	55 in. Mark 1—cont.						
	Consisting of—cont.						
344	Hoops, Type C (with loop)	C/C	C/w Ref. No. 685, 230 and Reference 28P/1229	SM21/292/4	1	C	each
345	Hoops, Type D	C/C	C/w Ref. No. 685, 230 and Reference 28P/1229	SM21/292/4	1	C	"
	Spares:—						
	Pins, round		Ref. No. 230		—	—	—
	Pins, split, mild steel, $\frac{3}{16}$ in. \times 2 in.		Reference 28P/1229. For use with Ref. No. 230		—	—	—
	Pendants, mooring, nylon, Mark 3		Ref. No. 647. 10 ft.		1	—	—
	Spares:—						
	Shackles, forelock, 1 in., harp shaped		Ref. No. 269		1	—	—
	Stops, wood, pendant, Mark 2		Ref. No. 634		1	—	—
346	Rings, spacing, 55 in.			RDMC/2428/2	1	C	each
	Shackles, anchor, forelock, $\frac{7}{8}$ in.		Ref. No. 262		2	—	—
	Shackles, forelock, $\frac{7}{8}$ in.		Ref. No. 267		1	—	—
	Shackles, forelock, $\frac{7}{8}$ in. harp shaped		Ref. No. 478		1	—	—
	Swivels, oil, 30 tons		Ref. No. 570		1	—	—
345	55 in., Mark 2		Complete with fittings	GM.8984/2	—	A	each
	Consisting of:—						
589	Buoys, 55 in., Mark 2.		Buoy body only	Spec. 63/62/MC.1c.	1	A	"
	Cables, retaining, Mark 3		13 ft. 6 in. Ref. No. 568		1	—	—
	Carriers, reflector, wood		Ref. No. 541		1	—	—
	Chain cables, mooring pendant, studded link, $\frac{7}{8}$ in.		Ref. No. 542		1	—	—
	Grips, cross, c/w "U" bolts		Ref. No. 224		1	—	—
	Hooks, dressing		Ref. No. 633		1	—	—
596	Hoops, Type K (with loop)		C/w Ref. No. 685, 230 and Reference 28P/1229	SM21/292/4	1	C	each
597	Hoops, Type L		C/w Ref. No. 685, 230 and Reference 28P/1229	SM21/292/4	1	C	"
	Spares:—						
	Pins, round		Ref. No. 230		—	—	—
	Pins, split, mild steel, $\frac{3}{16}$ in. \times 2 in.		Reference 28P/1229. For use with Ref. No. 230		—	—	—
	Pendants, mooring, nylon, Mark 3		Ref. No. 647. 10 ft.		1	—	—
	Spares:—						
	Shackles, forelock, 1 in., harp shaped		Ref. No. 269		1	—	—
	Stops, wood, pendant, Mark 2		Ref. No. 634		1	—	—

RESTRICTED

RESTRICTED

MOORING SPARES
SECTION 16G—cont.

1	2	3	4	5	6	7
	BUOYS, mooring, rubber—cont.					
	55 in., Mark 2—cont.					
	Consisting of—cont.					
	Rings, spacing, 55 in.	Ref. No. 346		1	—	—
	Shackles, anchor, forelock, $\frac{7}{8}$ in.	Ref. No. 262		2	—	—
	Shackles, forelock $\frac{7}{8}$ in.	Ref. No. 267		1	—	—
	Shackles, forelock, $\frac{7}{8}$ in. harp shaped	Ref. No. 478		1	—	—
	Swivels, oil, 30 tons	Ref. No. 570		1	—	—
	Spares:—	For Ref. Nos. 565, 335 and 595				
	Cones, metal:—					
681	Inner, 40 in.	For issue to rubber buoy manufacturers	E9/1044/4	—	A	each
682	Inner, 55 in.	only.	E.9/1120/5	—	A	"
683	Outer, 40 in.	For use with Ref. No. 587	E.9/1044/4	—	A	"
684	Outer, 55 in.	For use with Ref. Nos. 588 and 589	E.9/1120/5	—	A	"
	Spares:—					
220	Covers, valve		E.9/1044/4	—	C	"
248	Valves, complete		E.9/1044/4	—	C	"
	Spares:—					
—	Caps, valve	Reference 16B/2486		—	—	—
—	Cores, valve	Reference 16B/2488		—	—	—
685	Sockets, wire, open type, $\frac{5}{8}$ in. galv	For all types of rubber buoy hoops	SM.21/292/4	—	B	each
	BUOYS, navigational:					
343	Mark 1	Buoy body only	RDMC/2136/2	—	A	"
592	Mark 2	Buoy body only	RDMC/2533/3	—	A	"
	Accessories:—					
	Superstructures:—					
549	Can		RDMC/2155/3	—	A	"
790	Reflector assembly, radar	For use with unlighted buoys, fitted with can superstructures.		—	—	—
	Consisting of:—					
	I Adaptors, plates, can superstructure		X.11978	1	—	—
	II Castings, support, reflector		Y.8872.A	1	—	—
	III Reflectors, corner		X.8809	5	—	—
550	Conical		RDMC/2168/3	—	A	each

RESTRICTED

RESTRICTED

MOORING SPARES
SECTION 16G—cont.

1	2	3	4	5	6	7
	BUOYS, navigational—cont.					
	Accessories— <i>cont.</i>					
	Superstructures— <i>cont.</i>					
	Conical— <i>cont.</i>					
791	Reflector assembly, radar	For use with unlighted buoys, fitted with conical superstructure				
	Consisting: —					
	I Adaptor, plates, conical superstructure		N.11977	1	—	—
	II Castings, support reflector		Y.8872A	1	—	—
	III Reflectors, corner		X.8809	5	—	—
557	Pillar, Mark 1		RDMC/2191/4	—	A	each
593	Pillar, Mark 2		RDMC/2534/1	—	A	"
551	Spherical		RDMC/2154/2	—	A	"
	CARRIERS, reflector:—					
488	Metal	For use with Ref No. 584	E.9/879/1	—	B	"
541	Wood	For use with Ref Nos. 587, 588 and 589	MCM/1432/2	—	B	"
	CASES, special to contents:—					
801	Gas lantern	For use with Ref. No 396			B	"
802	Gas lantern	For use with Ref. Nos. 644 and 645			B	"
803	Gas lantern	For use with Ref. No. 393			B	"
	CHAIN CABLE:					
	Short link:—					
171	$\frac{1}{2}$ in. diam.		BSS 596/49	—	B	fthm
	Studded link:—					
575	$\frac{7}{8}$ in. diam			—	B	"
352	$\frac{3}{4}$ in. diam			—	B	"
334	$\frac{7}{8}$ in. diam.			—	B	"
443	1 in. diam			—	B	"
444	$1\frac{1}{4}$ in. diam.			—	B	"
302	$1\frac{1}{2}$ in. diam.			—	B	"
503	$1\frac{1}{2}$ in. diam. (seconds)	For use as $1\frac{1}{4}$ in.		—	B	"
446	$2\frac{1}{2}$ in. diam.			—	B	"

RESTRICTED

RESTRICTED

AK 250

MOORING SPARES
SECTION 16G—cont.

1	2	3	4	5	6	7		
	LIFE-RAFT:—							
769	Inflatable, 8 man	C/w. Survival kit. Issue to A.M.M.V.'s only		—	B	—		
	Accessories:—							
810	Container, fibre glass	Issue to A.M.M.V.'s only		—	B	—		
811	Cradle, deck, wood	Issue to A.M.M.V.'s only		—	B	—		
678	Inflatable, 12 man	C/w Survival kit. Issue to A.M.M.V.'s only ..			B	—		
	Accessories:—							
812	Container, fibre glass	Issue to A.M.M.V.'s only		—	B	—		
813	Cradle, deck, wood	Issue to A.M.M.V.'s only		—	B	—		
768	LIGHTFLOAT, lighting equipment acetylene gas:—			—	A	each		
	Consisting of:—							
	Blocks coupling:							
723	3-way		FE.330	1	A	—		
724	4-way		FE.340	4	A	—		
725	6-way		FE.360	1	A	—		
726	Plugs, blind	F.10	P.4593	12	A	—		
727	Caps, nut		B.4489	12	A	—		
—	Clamps, gas cylinder	Ref. No. 706		24	—	—		
—	Cylinders, gas, large	Ref. No. 423		12	—	—		
	Spares:—							
—	Caps, cylinder	Ref. No. 105			—	—		
—	Covers, coir, large	Ref. No. 422		—	—	—		
—	Gauges, pressure, 4 in.	Ref. No. 408 (with F.10 adaptors)		1	—	—		
728	Lanterns, gas, LBSZ-300 mm.	C/w Lens, flasher, regulator, twin burners, etc.		2	A	each		
	Spares:—							
—	Burners, 20 litre	Ref. No. 689		4	—	—		
—	Burners, pilot <i>LARGE</i>	Ref. No. 691 <i>440</i>		4	—	—		
729	Lens, 300 mm.		LEN.300	2	A	each		
	Pipes, connecting:—							
743	Type 6.5 mm. CN	Lantern to sun-valve	Left hand	2	B	—		
744	Type 6.5 mm. CN			Right hand	2	B	—	
730	Type 8 mm. CNS	Coupling block (4-way) to	Left hand	4	B	—		
732	Type 8 mm. CNS			gas cylinder	Right hand	4	B	—
733	Type 8 mm. CNS				Centre	4	B	—

RESTRICTED

(65Z.)

RESTRICTED

MOORING SPARES
SECTION 16G—cont

1	2	3	4	5	6	7
	LIGHTFLOAT, lighting equipment acetylene gas—cont					
	Consisting of—cont.					
	Pipes, connecting—cont.					
734	Type 8 mm. CNS	} Coupling block (4 way) to coupling block (6-way)	X.9872	2	B	each
735	Type 8 mm. CNS		X.9873	2	B	"
736	Type 8 mm. CNS	Coupling block (6-way) to coupling block (3-way).	X.9871	1	B	"
740	Type 8 mm. CNS	Coupling block (3-way) to B/H towards aft trestle.	X.9870	1	B	"
741	Type 8 mm. CNS	Trestle pipe for forward light (approx. 8-ft.)	X.9914	1	B	"
742	Type 8 mm. CNS	Trestle pipe for after light (approx. 14-ft.)	X.9915	1	B	"
737	Type 8 mm. CNS RRB-70-00	} Coupling block (3-way) { 5 ft. (approx.) to fore lantern trestle { 7 ft. (approx.) { 10 ft. (approx.)	V.9734	1	B	"
738	Type 8 mm. CNS RRB-70-00		V.9734	1	B	"
739	Type 8 mm. CNS RRB-70-00		V.9734	2	B	"
745	Connectors, hexagon	For connecting RRB main pipes together F.10	P-4640	4	B	"
746	Nipples, connecting	(Bulkhead connection) X84	P-4657	2	B	"
747	Tool-kits	Complete. 1 set in VL.40 fitted metal tool box for each light float.		1	—	set
	Consisting of —					
—	Burners, 20 litres	Ref. No. 689		4	—	—
—	Burners, pilot LARGE	Ref. No. 691 440		4	—	—
—	Keys, stop valve	Ref. No. 414		2	—	—
—	Paste, burner	Ref. No. 415		1	—	—
—	Pliers, burner	Ref. No. 416		1	—	—
—	Spanners.—					
—	⁵ / ₁₆ in.	Ref. No. 417		1	—	—
748	¹¹ / ₁₆ in.	Ref. No. 418	T.5815	1	B	each
—	¹³ / ₁₆ in.	Ref. No. 419		1	—	—
—	¹ / ₂ in.	Ref. No. 419		2	—	—
749	Washers, aluminium	(Flashers, connections) F.60	A.4345	—	C	each
750	Washers, aluminium	(Sun valve pipes and flashers) F.40	A.4348	—	C	"
—	Washers aluminium	Ref. No. 420 (Gas Cylinder and main pipes) F.10		—	—	—
751	Valves, stop	VT.391	7	A	each
752	Chain cap	AW.2628	7	B	"
753	Valves, sun	To conserve gas	VSB-10	2	A	"
754	Brackets	C.1231	2	A	"

RESTRICTED

RESTRICTED

MOORING SPARES
SECTION 16G—cont.

1	2	3	4	5	6	7
	LIGHTFLOAT, lighting equipment, acetylene gas — <i>cont.</i>					
	Consisting of— <i>cont.</i>					
	Valves, sun— <i>cont.</i>					
755	Covers	AA.2569	2	B	each
756	Finial	W.2501	2	B	,
757	Glazing assembly complete	AL.2500	2	B	,
758	Keys, adjusting	NL.350	2	B	,
759	Keys, sun valve cock on lantern	NL.30	2	B	,
	LIGHTFLOAT:—					
809	Catamaran, plastic, 16 ft.	C/w Pipes and superstructure	Z13237	—	A	<i>Each.</i>
	Accessories:—					
—	Cylinders, gas, small	Ref. No. 407		—	—	—
—	Lanterns, gas, large, Mark 2	Ref. No. 644 or 645	X.7164	—	—	—
—	Reflector assembly, radar, pentagonal	Ref. No. 808	W.13226	—	—	—
	LIGHTFLOAT:—	Without lighting equipment.				
784	Mark 1	Hull modified ex-Mark 1, refueller		—	A	each
785	Mark 2	Hull modified ex-Mark 2, refueller		—	A	,
	MOULD:—					
	Iron:—					
786	Buoy body, 40 in.	} For issue to contractors only, for manufac- ture of 40 in. Mark 2 buoys. Ref. No. 587		—	A	—
787	Extension, ring, 40 in.			—	A	—
788	Buoy, body, 55 in.	} For issue to contractors only, for manufac- ture of 55 in. Mark 2 buoys. Ref. No. 589.		—	A	—
789	Extension ring, 55 in.			—	A	—
	RINGS, mooring:—					
462	7.2 in. i/d.	RDMC/1739/1	—	B	each
	ROPE:—					
	Mooring, nylon:—					
731	3 in. circumference	In 20 fthm. lengths, rubber protected eyes at each end. Supply controlled by Air Ministry, M.C.2.	Spec. No. 61/60/MC./1c	—	C	lgth.

RESTRICTED

RESTRICTED

MOORING SPARES
SECTION 16G—cont.

1	2	3	4	5	6	7
	ROPE—cont.					
	Mooring, nylon—cont.					
648	3 in. circumference	Supply controlled by Air Ministry, M.C.2 ..	D.N.C./F9	—	C	feet
646	3½ in. circumference	Supply controlled by Air Ministry, M.C.2 ..	D.N.C./F9	—	C	..
	Towing, nylon:—					
640	8 in. circumference	45 feet long, c/w thimble eye each end ..	D.N.C./F9	—	B	each
	SHACKLES:—	Details of all shackles are shown in A.P.2067A				
	Anchor, clenched:—		DNC/M/SW11 (Schedule 94)			
326	7/8 in.		—	B	..
447	1 in.		—	B	..
526	1¼ in.		—	B	..
	Anchor, forelock:—		DNC/M/SW11 (Schedule 94)			
259	1/8 in.		—	B	..
261	1/4 in.		—	B	..
262	3/8 in.		—	B	..
263	1 in.		—	B	..
264	1¼ in.		—	B	..
265	1½ in.		—	B	..
663	2½ in.		—	B	..
	Buoy:—	For special requirements	131-0015 DNC/M/SW11 (Schedule 94)			
464	1¼ in.	For use with Ret. No. 470		—	B	..
465	2¼ in.	For use with Ret. No. 469		—	B	..
	Dee, small, high tensile steel:—	B.S.S.302 <i>TABLE 1</i>				
	Screwed pin Pin diam. S.W.L.					
711	¼ in. 3/8 in. 6 cwts.		—	C	..
	Dee, small, mild steel:—	B.S.S. 825, Table I.				
	Screwed pin Pin diam. S.W.L.					
120	1 in. 1 in. 10 cwt.		—	C	..
712	1 in. 1 in. 17 cwt.		—	C	..
713	1 in. 1 in. 1 ton 8 cwt.		—	C	..
714	1 in. 1 in. 2 ton		—	C	..
715	1 in. 1 in. 2 ton 15 cwt.		—	C	..

RESTRICTED

RESTRICTED

MOORING SPARES
SECTION 16G—cont.

1	2			3				4	5	6	7
	SHACKLES—cont.										
	Dec, small, mild steel—cont.										
	Screwed pin	Pin diam.	S.W.L.								
716	1 in.	1 1/8 in.	3 ton 10 cwt.	—	C	each
717	1 1/4 in.	1 3/8 in.	5 ton 5 cwt.	—	C	"
718	1 1/2 in.	1 3/4 in.	8 ton 10 cwt.	—	C	"
719	1 3/4 in.	2 in.	11 ton	—	C	"
	Dec, large, mild steel										
	Pin	Pin diam.	S.W.L.	B.S.S. 825, Table 2, Pin Type F.							
	(with forelock)										
814	1 1/8 in.	1 1/2 in.	3 ton 15 cwt.	—	B	"
815	1 3/8 in.	1 1/2 in.	5 ton 10 cwt.	—	B	"
	Forelock:—										
267	7/8 in.	—	B	"
478	1 in. harp shaped	—	B	"
269	1 in. harp shaped	—	B	"
315	1 1/8 in.	—	B	"
309	1 1/2 in. harp shaped	—	B	"
	Harp shaped, mild steel:—										
	Screwed pin	Pin. diam.	S.W.L.	R.S.S. 825, Table 3.							
367	3/8 in.	1 in.	6 cwt.	—	C	"
576	1/2 in.	1 in.	12 cwt.	—	C	"
720	3/4 in.	1 in.	1 ton 8 cwt.	—	C	"
721	1 in.	1 in.	2 ton 15 cwt.	—	C	"
722	1 1/2 in.	1 3/4 in.	4 ton 5 cwt.	—	C	"
	Joining, clenched:—										
	DNC/M/SW11 (Schedule 94)										
330	3/4 in.	—	B	"
327	3/8 in.	—	B	"
328	1 in.	—	B	"
504	1 1/4 in.	—	B	"
329	1 1/2 in.	—	B	"

RESTRICTED

RESTRICTED

MOORING SPARES
SECTION 16G—cont.

1	2	3	4	5	6	7
	SHACKLES—cont.					
	Joining, ordinary:—		DNC/M/SW11 (Schedule 94)			
277	$\frac{3}{8}$ in.		—	B	each
278	$\frac{1}{2}$ in.		—	B	"
280	$\frac{3}{4}$ in.		—	B	"
281	$\frac{1}{2}$ in.		—	B	"
282	1 in.		—	B	"
283	$1\frac{1}{4}$ in.		—	B	"
284	$1\frac{1}{2}$ in.		—	B	"
	Spares:—					
	Forelocks:—		RDMC/2734/2			
635	2 in.	For use with Ref. No. 261, 267 and 478		—	C	"
636	$2\frac{1}{2}$ in.	For use with Ref. No. 261, 262, 269 and 315		—	C	"
637	3 in.	For use with Ref. Nos. 262, 263, 264, 309 and 315.		—	C	"
638	$3\frac{1}{2}$ in.	For use with Ref. Nos. 264 and 265		—	C	"
639	4 in.	For use with Ref. No. 265		—	C	"
	Pellets, lead, bolt, pin:—					
369	$\frac{3}{8}$ in. diam. \times $\frac{1}{2}$ in.	For use with Ref. Nos. 261, 262, 280 and 281		—	C	"
377	$\frac{7}{16}$ in. diam. \times $\frac{3}{8}$ in.	For use with Ref. Nos. 263, 264, 282, 283 and 464.		—	C	"
387	$\frac{11}{16}$ in. diam. \times $\frac{3}{4}$ in.	For use with Ref. Nos. 265, 284 and 465		—	C	"
	Pins, steel, taper, retaining bolt:—	Taper 1 in 16.	DNC/M/SW11 (Schedule 94)			
399	$\frac{1}{4}$ in. diam. \times $1\frac{13}{32}$ in. long	For use with Ref. No. 280		—	C	"
371	$\frac{1}{4}$ in. diam. \times $1\frac{1}{16}$ in. long	For use with Ref. No. 261		—	C	"
374	$\frac{1}{4}$ in. diam. \times $2\frac{1}{32}$ in. long	For use with Ref. No. 262		—	C	"
400	$\frac{1}{4}$ in. diam. \times $2\frac{3}{32}$ in. long	For use with Ref. No. 281		—	C	"
379	$\frac{1}{4}$ in. diam. \times $2\frac{1}{2}$ in. long	For use with Ref. No. 263		—	C	"
401	$\frac{1}{4}$ in. diam. \times $2\frac{7}{32}$ in. long	For use with Ref. No. 282		—	C	"
402	$\frac{1}{4}$ in. diam. \times $2\frac{9}{32}$ in. long	For use with Ref. No. 283		—	C	"
384	$\frac{1}{4}$ in. diam. \times $3\frac{1}{8}$ in. long	For use with Ref. No. 264		—	C	"
403	$\frac{1}{4}$ in. diam. \times $3\frac{1}{32}$ in. long	For use with Ref. No. 284		—	C	"
531	$\frac{1}{4}$ in. diam. \times $3\frac{3}{16}$ in. long	For use with Ref. No. 464		—	C	"
389	$\frac{1}{4}$ in. diam. \times $3\frac{1}{32}$ in. long	For use with Ref. No. 265		—	C	"

RESTRICTED

RESTRICTED

MOORING SPARES
SECTION 16G—cont.

1	2	3	4	5	6	7
	SHACKLES—cont.					
	Spares—cont.					
	Pins, steel, taper, retaining, bolt—cont.					
532	½ in. diam. × 6¾ in. long	For use with Ref. No. 465		—	C	each
	SINKERS:—					
	Concrete:—					
245	15 cwt.	E6/209/5	—	B	..
246	30 cwt.	E6/208/5	—	B	..
	Iron:—					
468	1 ton	For small gas buoys		—	A	..
626	2½ ton	For large gas buoys		—	A	..
467	4 ton	For large gas buoys		—	A	..
126	½ cwt.	M.C.1/43	—	A	..
127	1¾ cwt.		—	A	..
185	5 cwt.		—	A	..
632	STAGES, landing, marine craft	15 ft. × 3 ft. 9 in. × 4 ft. approx. For issue to Marine Craft Units only.	RDMC/2859/2 and RDMC/2860/2	—	A	..
	STOPPERS, blake:—	For use on mooring vessels.	DNC/M/SW11 (Schedule 94)			
664	Large		—	A	..
665	Small		—	A	..
	SWIVEL PIECES:—		DNC/M/SW11 (Schedule 94)			
	For use with:—					
140	½ in. cable		—	B	..
285	¾ in. cable		—	B	..
142	1 in. cable		—	B	..
505	1¼ in. cable		—	B	..
	SWIVELS:—					
	Bridle:—					
590	1½ in	For special requirements	MCM/3012/1	—	B	..

RESTRICTED

RESTRICTED

MOORING SPARES
SECTION 16G - cont.

1	2	3	4	5	6	7
	SWIVELS - cont.					
	Oil:—					
570	30 tons	15 tons proof load	MC.3/58/57	—	B	each
	Spare:—					
804	Screw, grub, $\frac{1}{4}$ in. B.S.F. \times $\frac{7}{16}$ in. long ..	Stainless steel EN 58 in accordance with BSSA-56		4	C	"
	TARGETS, bombing:—					
	Dinghy, rubber:—					
661	Type H	For special requirements		—	C	"
662	Type J	For special requirements		—	C	"
	Rafts:—					
	Rectangular, large:—					
766	Type A	90 ft. long \times 30 ft. wide		1	A	"
767	Type B	60 ft. long \times 30 ft. wide		1	A	"
	Spare:—					
	Blocks, buoyancy, polystyrene	Ref. No. 675 2 ft. 9 in. \times 2 ft. 4 in. \times 2 ft. 4 in.		—	—	—
	Triangular, 16 ft.:—					
321	Mark 2	Overall depth 6 ft. 5 $\frac{1}{2}$ in.	E6/264/7	—	A	each
	Spare:—					
325	Globes, wicker	3 ft. 6 in.	E9/264C/1	—	C	"
294	Masts	E9/264B/1	—	C	"
	Triangular, 32 ft.:—					
436	Mark 1	E9/1000/7	—	A	"
594	Mark 2	RDMC/2543/1	—	A	"
	Spare:—					
292	Globes, wicker	5 ft. 0 in.	E9/264C/1	—	C	"
580	Superstructures, submarine	For R.N.A.S. rafts	MCM/2143/1	—	B	"
	Rectangular, steel:—					
708	60 ft. \times 24 ft.	For special requirements. Supply controlled by Air Ministry.	M.C.1/20	—	A	"
	Ship-shape, illuminated:—					
672	60 ft. \times 30 ft.		—	A	"
674	75 ft. \times 30 ft.		—	A	"
649	THIMBLES, 5 in. \times 3$\frac{1}{2}$ in.	Galvanised heart	Davey No. 1195	—	C	"

RESTRICTED

RESTRICTED

MOORING SPARES

INDEX TO REFERENCE NUMBERS

SECTION 16G—cont

Ref. No.	Page No.	Ref. No.	Page No.	Ref. No.	Page No.	Ref. No.	Page No.	Ref. No.	Page No.	Ref. No.	Page No.	Ref. No.	Page No.	Ref. No.	Page No.	Ref. No.	Page No.	Ref. No.	Page No.
120	15	282	17	369	17	416	6	495	7	588	8	643	4	685	10	718	16	749	13
126	18	283	17	371	17	417	6	496	1	589	9	644	3	686	1	719	16	750	13
127	18	284	17	374	17	418	6	503	11	590	18	645	3	687	2	720	16	751	13
140	18	285	18	377	17	419	6	504	16	592	10	646	15	688	2	721	16	752	13
142	18	292	19	379	17	420	6	505	18	593	11	647	8	689	2	722	16	753	13
171	11	294	19	384	17	421	4	515	6	594	19	648	15	690	2	723	12	754	13
185	18	302	11	387	17	422	2	516	1	595	9	649	19	691	2	724	12	755	14
220	10	308	3	389	17	423	2	520	1	596	9	660	7	692	2	725	12	756	14
221	7	309	16	392	7	425	4	521	1	597	9	661	19	693	2	726	12	757	14
224	8	315	16	393	3	436	19	526	15	599	8	662	19	694	2	727	12	758	14
230	8	321	19	394	3	439	3	531	17	607	1	663	15	695	2	728	12	759	14
231	8	325	19	395	3	440	2	532	18	608	1	664	18	696	2	729	12	760	1
245	18	326	15	396	5	441	6	535	7	609	1	665	18	697	2	730	12	761	3
246	18	327	16	397	5	442	3	541	11	610	4	666	1	698	2	731	14	762	3
247	7	328	16	398	5	443	11	542	7	611	3	667	1	699	2	732	12	763	3
248	10	329	16	399	17	444	11	543	10	612	4	669	1	700	2	733	12	764	4
249	6	330	16	400	17	446	11	549	10	613	5	670	1	701	2	734	13	765	4
250	6	331	7	401	17	447	15	550	10	625	3	671	2	702	2	735	13	766	19
257	3	332	3	402	17	462	14	551	11	626	18	672	19	703	2	736	13	767	19
259	15	334	11	403	17	464	15	557	11	631	1	673	5	704	2	737	13	768	12
261	15	335	8	405	2	465	15	565	8	632	18	674	19	705	2	738	13	769	12
262	15	344	9	406	5	467	18	566	8	633	7	675	7	706	1	739	13	771	5
263	15	345	9	407	5	468	18	568	7	634	8	676	5	707	2	740	13	772	5
264	15	346	9	408	1	469	7	569	5	635	17	677	3	708	19	741	13	773	4
265	15	352	11	409	4	470	7	570	19	636	17	678	12	711	15	742	13	774	4
267	16	353	3	410	6	471	3	575	11	637	17	679	3	712	15	743	12	775	4
269	16	359	5	411	6	478	16	576	16	638	17	680	6	713	15	744	12	776	4
277	17	360	5	412	5	486	7	580	19	639	17	681	10	714	15	745	13	777	4
278	17	361	3	413	5	488	11	582	8	640	15	682	10	715	15	746	13	778	4
280	17	363	6	414	6	490	5	584	7	641	6	683	10	716	16	747	13	779	4
281	17	367	16	415	6	494	7	587	8	642	5	684	10	717	16	748	13	780	4

RESTRICTED

RESTRICTED

MOORING SPARES

INDEX TO REFERENCE NUMBERS

SECTION 16G—cont.

Ref. No.	Page No.	Ref. No.	Page No.	Ref. No.	Page No.	Ref. No.	Page No.	Ref. No.	Page No.	Ref. No.	Page No.	Ref. No.	Page No.	Ref. No.	Page No.	Ref. No.	Page No.	Ref. No.	Page No.
781	4																		
782	4																		
783	4																		
784	14																		
785	14																		
786	14																		
787	14																		
788	14																		
789	14																		
790	10																		
791	11																		
801	11																		
802	11																		
803	11																		
804	19																		
805	3																		
806	4																		
807	4																		
808	4																		
809	14																		
810	12																		
811	12																		
812	12																		
813	12																		
814	16																		
815	16																		
792	7																		
816	18																		
817	2																		

Printed for H.M. Stationery Office by McCOrquodale, London
 (21/6/63), 1281, 3,200, 9/9/63, 352.

RESTRICTED

RESTRICTED

RESTRICTED

Issued with A/L 235.

**AIR PUBLICATION 1086
BOOK 15
SECOND EDITION**

**SECTION 16H
MARINE CRAFT
GENERAL STORES**

**Items under Section 16H
are covered by
VOTE 7 E.2.**

RESTRICTED

VOCABULARY OF ROYAL AIR FORCE EQUIPMENT

MARINE CRAFT—GENERAL STORES

SECTION 16H

(26th March, 1965)

Ref. No.	Nomenclature	Detail	Drawing or Part No.	No. off	Class of Store	Denom. of Qty.
1	2	3	4	5	6	7
	ALUMINIUM ALLOY :—					
1359	Angle, $\frac{3}{16}$ in. \times $1\frac{1}{4}$ in. \times $1\frac{1}{4}$ in.	To B.S.S. 1476/NE.6		—	C	each
1019	Angle, $1\frac{1}{2}$ in. \times $1\frac{1}{2}$ in. \times $\frac{1}{8}$ in.	To B.S.S. 1476/NE.6		—	C	"
1020	Rivet, $\frac{3}{8}$ in. diam. \times $\frac{3}{8}$ in. long	To B.S.S. 1473/NR.6		—	C	"
1360	Rivet, $\frac{1}{4}$ in. \times $\frac{3}{4}$ in.	To B.S.S. 1473/NR.6		—	C	"
1361	Rivet, $\frac{1}{4}$ in. \times 1 in.	To B.S.S. 1473/NR.6		—	C	"
1362	Rivet, $\frac{1}{4}$ in. \times $1\frac{1}{4}$ in.	To B.S.S. 1473/NR.6		—	C	"
1358	Sheet, $\frac{3}{16}$ in. \times 4 ft. \times 12 ft.	To B.S.S. 1470/NS.6		—	C	"
1018	Sheet, 6 ft. \times 3 ft. \times 16 G.	To B.S.S. 1470/NS.6 $\frac{1}{4}$ hard		—	C	"
1305	Sheet, 6 ft. \times 3 ft. \times 10 G.	To B.S.S. 1470/NS.6 $\frac{1}{4}$ hard		—	C	"
	ANCHORS :—					
	Gape :—					
908	20 lbs.	C/w Shackle Reference 16G/367	RDMC.1008	—	A	"
906	30 lbs.	C/w Shackle Reference 16G/576	RDMC.1008	—	A	"
907	75 lbs.	C/w Shackle Reference 16G/720	RDMC.1008	—	A	"
898	Sea, 24 in.	Canvas	Davey 2179	—	A	"
642	BAG, oil	For air/sea rescue craft. 3 per craft	D.2160	—	A	"
4	BARRICOES	6-gallon	SL.650	—	A	"

RESTRICTED

RESTRICTED

MARINE CRAFT—GENERAL STORES

SECTION 16H—cont.

1	2	3	4	5	6	7
	BEARINGS, marine craft :—	For stern tubes and brackets.				
	Plastic :—					
	I.D. O.D. Length					
714	1½ in. × 2 in. × 2½ in.			—	B	each
	Rubber lined:—					
	Fluted:—					
	I.D. O.D. Length					
645	1 in. × 1½ in. × 4 in.		RDMC.1193	—	C	"
717	1½ in. × 1¾ in. × 2 7/16 in.			—	B	"
647	1½ in. × 1¾ in. × 5 in.			—	C	"
945	2 in. × 2 5/8 in. × 8 in.		EXR.5044/2	—	B	"
958	2½ in. × 3½ in. × 11 in.			—	B	"
972	BEDDING—COMPOUND, Type M1.			—	C	"
909	BELL, watch	Weight 7–10 lbs.	Adm. Pattern 7500	—	A	"
482	BELT, safety	Complete	RDMC.2170	—	A	"
	Spares :—					
483	Belt			1	A	"
484	Eyebolt		SL.1630	2	C	"
485	Strap			1	A	"
1035	BELT, safety, Ross pattern	For R.T.T.L.'s and Pinnaces		—	A	"
	BLOCKS :—					
767	Double sheave, 6 in.	Less shackle	Davey 546/5	—	B	"
766	Single sheave, 8 in.	C/w shackle	Davey 544	—	B	"
	Treble sheave, 6 in. :—					
764	C/w shackle		Davey 546	—	B	"
779	Wheel, pulley			—	C	"
765	C/w swivel hook		Davey 546A	—	B	"

RESTRICTED

RESTRICTED

MARINE CRAFT—GENERAL STORES

SECTION 16H—cont.

1	2	3	4	5	6	7
	BLOCK, handling, bogie :—					
	Block :—					
1277	A, Forward, No. 30/312/31, Port half	For 68 ft. R.T.T.L.	30/312/31F	—	A	each
1278	A, Forward, No. 30/312/31, Stbd. half	For 68 ft. R.T.T.L.	30/312/31F	—	A	..
1279	B, Forward, No. 30/312/32, Port half	For 68 ft. R.T.T.L.	30/312/31F	—	A	..
1280	B, Forward, No. 30/312/32, Stbd. half	For 68 ft. R.T.T.L.	30/312/31F	—	A	..
1281	C, Aft, No. 30/312/33/2, Port half	For 68 ft. R.T.T.L.	30/312/31/2A	—	A	..
1282	C, Aft, No. 30/312/33/2, Stbd. half	For 68 ft. R.T.T.L.	30/312/31/2A	—	A	..
1283	D, Aft, No. 30/312/34/2, Port half	For 68 ft. R.T.T.L.	30/312/31/2A	—	A	..
1284	D, Aft, No. 30/312/34/2, Stbd. half	For 68 ft. R.T.T.L.	30/312/31/2A	—	A	..
1285	A, Forward, No. 30/312/9, Port half	For 63 ft. pinnacle	30/312/31/9F	—	A	..
1286	A, Forward, No. 30/312/9, Stbd. half	For 63 ft. pinnacle	30/312/31/9F	—	A	..
1287	B, Forward, No. 30/312/10, Port half	For 63 ft. pinnacle	30/312/31/9F	—	A	..
1288	B, Forward, No. 30/312/10, Stbd. half	For 63 ft. pinnacle	30/312/31/9F	—	A	..
1289	C, Aft, No. 30/312/11, Port half	For 63 ft. pinnacle	30/312/31/9A	—	A	..
1290	C, Aft, No. 30/312/11, Stbd. half	For 63 ft. pinnacle	30/312/31/9A	—	A	..
1291	D, Aft, No. 30/312/12, Port half	For 63 ft. pinnacle	30/312/31/9A	—	A	..
1292	D, Aft, No. 30/312/12, Stbd. half	For 63 ft. pinnacle	30/312/31/9A	—	A	..
1293	A, Forward, No. 30/312/27, Port half	For 43 ft. R.S.L.	30/312/31/27F	—	A	..
1294	A, Forward, No. 30/312/27, Stbd. half	For 43 ft. R.S.L.	30/312/31/27F	—	A	..
1295	B, Forward, No. 30/312/28, Port half	For 43 ft. R.S.L.	30/312/31/27F	—	A	..
1296	B, Forward, No. 30/312/28, Stbd. half	For 43 ft. R.S.L.	30/312/31/27F	—	A	..
1297	C, Aft, No. 30/312/29, Port half	For 43 ft. R.S.L.	30/312/31/27A	—	A	..
1298	C, Aft, No. 30/312/29, Stbd. half	For 43 ft. R.S.L.	30/312/31/27A	—	A	..
1299	D, Aft, No. 30/312/30, Port half	For 43 ft. R.S.L.	30/312/31/27A	—	A	..
1300	D, Aft, No. 30/312/30, Stbd. half	For 43 ft. R.S.L.	30/312/31/27A	—	A	..
1215	BOGIE unit, marine craft handling ...	Complete	SE.312	—	A	..
	Comprising :—					
960	Bar, coupling	For handling bogie unit complete	12/303/59/1	—	A	..
950	Bogie	GA/SE/303/1	—	A	..
1214	Check, frame	30/312/SA1	—	A	..

RESTRICTED

3

RESTRICTED

MARINE CRAFT—GENERAL STORES

SECTION 16H—cont.

1	2	3	4	5	6	7
	BOGIE unit, marine craft handling—cont.					
	Comprising—cont.					
1338	Bolt, $\frac{1}{2}$ in. B.S.W. \times 14 in.	Galvanised		—	C	each
1336	Bolt, $\frac{3}{8}$ in. B.S.W. \times 17 $\frac{1}{2}$ in.		30/312/20	—	C	..
1039	Clamp, crutch block, steel		30/312/7	—	C	..
	Hook, bolt, crutch block :—					
979	Inner, 8 $\frac{1}{2}$ in.		30/312/22	—	C	..
1022	Outer, 9 $\frac{1}{2}$ in.		30/312/18	—	C	..
989	Pin, coupling bar		12/303/58	—	C	..
1342	Tube, coupling	Special to type for gas bogie	12/316/12	—	A	..
1023	Wheel, hub		12/303/6/1	—	B	..
1326	Bearing, thrust race, complete		W.4	—	C	..
	Bolt, clamp rim, c/w nut	Reference 16T/833		10	—	..
1036	Bush, bearing		12/303/7/1	1	C	each
1329	Housing, king pin		12/303/2/1	—	C	..
1357	Ring, oil seal		SLH/6255N.20	—	C	..
1365	Tubing, al. alloy, 5 $\frac{3}{8}$ in. o/d. \times 4 $\frac{3}{8}$ in. i/d.	} For manufacture of Ref. No. 1329		—	—	—
1366	Tubing, al. alloy, 6 $\frac{1}{2}$ in. o/d. \times 5 $\frac{3}{8}$ in. i/d.			—	—	—
	Nut	Reference 28M/10738		20	C	each
1304	Pattern, for steering screw bracket		12/303/15-16	—	B	—
1303	Pattern, for wheel hub		12/303/6/1	—	B	—
1099	Stud, wheel hub		12/303/6/1/C1	10	C	each
1328	Washer/Collar		12/303/6/1/C2	10	C	..
1100	Wheel, castor		12/303/39/1	—	C	..
1101	Bush, castor wheel		12/303/43/1	—	C	..
1307	Fork, castor wheel		12/303/40/1	—	C	..
1306	Bracket, fork, castor wheel		12/303/41/1	—	C	..
1319	Collar, castor fork		12/303/45/1	—	—	—
974	BOGIE, beaching		{ SE/316/GA SE/316/SA	—	A	each
1014	Wheel, rubber tyres			12/316/20	—	A

RESTRICTED

+

RESTRICTED

MARINE CRAFT—GENERAL STORES

SECTION 16H—cont.

1	2	3	4	5	6	7
	BOXES :—					
751	Crash equipment	Without tools. Internal dims. 4 ft. × 1 ft. × 8 $\frac{3}{8}$ in. ...	RDMC.2324	—	B	each
341	Signal pistol and cartridges	For storage in marine craft	RDMC.2485	—	A	„
	BUOYS :—					
143	Life, circular	Cork, c/w 10 fthms 1 $\frac{1}{4}$ in. circ. sisal lifeline, rot proofed to B.S.S. 2087	AP.307	—	C	„
913	Marker, complete	MC.1/35	—	—	—
	Comprising :—					
916	Bracket, mooring	Mild steel	MC.1/38	—	—	—
1343	Clip, lifebuoy retaining	Brass, for Mod. 55		1 pair	C	pairs
—	Eyelet, $\frac{1}{2}$ in. brass	Reference 29C/983		3	—	—
943	Float, Burjac, 48 in. with inflator	MC.1/35/16	1	B	each
1302	Inflator, foot pump	For Ref. No. 943		—	C	„
—	Flag, blue, large, 4 ft. × 2 ft.	Reference 4B/990		1	—	—
—	Nut, brass, wing, $\frac{1}{4}$ in. B.S.F.	A.G.S./120A		3	—	—
	Nut, steel, hexagon :—					
—	$\frac{1}{4}$ in. B.S.F.	Reference 29A/2795		3	—	—
—	$\frac{5}{16}$ in. B.S.F.	Reference 29A/2796		1	—	—
—	Rivet, steel, snaphead, $\frac{1}{4}$ in. × 1 $\frac{1}{2}$ in.	Reference 29F/3113		1	—	—
	Screws, steel, hexagon head :—					
—	$\frac{1}{4}$ in. B.S.F., 1 $\frac{1}{4}$ in. long	Reference 29B/3381		3	—	—
—	$\frac{1}{4}$ in. B.S.F., 1 $\frac{3}{4}$ in. long	Reference 29B/3384		3	—	—
—	$\frac{5}{16}$ in. B.S.F., $\frac{3}{4}$ in. long	Reference 29B/3389		1	—	—
	Shackle, screwed pin :—					
—	$\frac{3}{8}$ in. harp-shaped	Reference 16G/367		2	—	—
914	Sinker	Mild steel	MC.1/36	1	—	—
915	Bracket, sinker	Mild steel	MC.1/37	1	—	—
919	Tube, large, bottom	42 in. long, B.S.L. 62	MC.1/41	1	C	each
920	Tube, large, intermediate	42 in. long, B.S.L. 62	MC.1/42	1	C	„
918	Tube, small, centre	42 in. long, B.S.L. 62	MC.1/40	1	C	„
917	Tube, small, top	42 in. long, B.S.L. 62	MC.1/39	1	C	„
—	Washer, B.S.F., steel, $\frac{5}{16}$ in. i/d × $\frac{3}{8}$ in. o/d. × $\frac{3}{16}$ in. thick.	Reference 29C/3862		1	C	—

RESTRICTED

RESTRICTED

5

MARINE CRAFT—GENERAL STORES

SECTION 16H—cont.

1	2	3	4	5	6	7
	CAULKING, deck :—					
1051	Blade, cartridge mixer		—	C	each
—	Compound, ¼ pint, cartridge pack	Reference 33H/304		—	—	—
—	Compound, 1 quart pack	Reference 33H/305		—	—	—
1052	Gun, cartridge, hand, Model "D"		—	C	each
1345	Gun, extrusion, Type 2		—	—	—
1344	Mixer, Type A, Serial No. 73		—	—	—
1053	Nozzle, polythene	For use with Ref. No. 1052		—	C	each
1050	Stand, cartridge mixer		—	C	"
	CHAIN CABLE :—					
	Short link pitched	Galvanized B.S.S. 590. For marine craft anchors				
	$\frac{3}{8}$ in. diam.					
739	15 fathom lengths, c/w Intermediate and end links.	For Range safety launches	Spec. 58/60/M.C.1c	—	B	"
606	40 fathom lengths, c/w Intermediate and end links.	For Rescue target towing launches and pinnaces	Spec. 58/60/M.C.1c	—	B	fthm.
951	CHEST, steel, small		—	A	each
	CHOCK UNITS, with light alloy frames :—					
936	Aft	For 60 ft. pinnace	30.312.23A	—	A	"
935	Forward	For 60 ft. pinnace	30.312.23F	—	A	"
1309	Bracket, stay	30.312.16	2	C	—
981	Plate, securing	30.312.7	—	C	"
980	Plate, securing	30.312.36	—	C	"
1311	Pole, positioning	30.312.13	2	B	—
1313	Pole, positioning, bracket	30.312.14	2	C	—
1312	Pole, positioning, clamp	30.312.21	2	C	—
1308	Socket, hook	30.312.19	32	C	—
1310	Stay, positioning, pole	30.312.15	2	B	—

RESTRICTED

RESTRICTED

MARINE CRAFT—GENERAL STORES

SECTION 16H—cont.

1	2	3	4	5	6	7
	GLEVITE SIMULATOR :—					
1355	Release mechanism	AS.552097	—	—	—
1356	Tail unit	AS.572605	—	—	—
1024	CYLINDER, 5 lb. CO₂	Incorporates cylinder (K.6941) and marine valve (K.16852)	K.17513	—	B	each
1353	Connection		—	—	—
1025	Head, operating, marine	} For use with Ref. No. 1024	K.16853	—	B	each
1026	Pull-box assembly		K.16861	—	B	"
1354	"Y" piece		—	—
	DETECTOR, gas (Gas Sniffa)					
1363	Alarm unit, single station, 4½ in. × 3½ in. × 2½ in. deep.		—	—	—
1364	Detector unit, single station, 2½ in. high × 3¼ in. dia.		—	—	—
	DINGHIES :—					
	Inflatable :—					
939	Elliot, 10-man "Pilot" life raft		—	A	each
941	Emergency pack	For use with Ref. No. 939		—	C	"
940	R.F.D., M.M., rubber	10.M.M.1	—	A	"
942	Emergency pack	For use with Ref. No. 940		—	C	"
1323	Type D, Mark 2	Seating capacity 5. Used as a tender		—	A	"
—	Oar, wood	Ref. No. 1324		—	B	pairs
—	Paddle, collapsible, plastic	Ref. No. 1325		—	C	each
948	Reinforced glass fibre, 9 ft.	For use with 68 ft. rescue/target towing launches, Mark 1A/2 only.		—	A	"
1102	Type M.S.20	Seating capacity 20	MRI/EE/1	1	A	"
—	Hose, high pressure	Ref. No. 1104		1	C	"
—	Valise	Ref. No. 1103		1	A	"

RESTRICTED

RESTRICTED

MARINE CRAFT—GENERAL STORES

SECTION 16H—cont.

1	2	3	4	5	6	7
643	DRUM, oil	For use with bags, oil (Ref. No. 642). One per craft ...		—	B	each
	FENDERS, coir :—					
81	Large, 39 in. × 12 in.	A.P.309	—	C	"
1352	Medium, 12 in. long × 8 in. diam.	Pudding type		—	C	"
79	Small, 11 in. × 4 in.	Cylindrical	A.P.1224	—	C	"
1339	FENDER, pneumatic		—	—	—
	Consisting of :—					
1341	Bladder, inner, 3 ft. 6 in. long × 2 ft. dia.		—	—	—
1340	Cover, outer, 3 ft. 6 in. long × 2 ft. dia.		—	—	—
	FIDS, splicing :—	Wood.				
14	10 in.		—	C	each
83	18 in.		—	B	"
1332	FINISH, CASCOTE, RESIN (green)	1139	—	—	galls.
	GLASSES :—					
	Anchor :—					
190	Clear		—	A	each
178	Exterior		—	A	"
191	Red		—	A	"
197	Star, green		—	A	"
1320	GLUE, cascaphen, RS216M.		—	—	—
1331	Resorcinol	R.S.1124	—	—	lbs.
	GRAPNEL :—					
944	3-prong	26 lbs.	2568	—	B	each

RESTRICTED

RESTRICTED

MARINE CRAFT—GENERAL STORES

SECTION 16H—cont.

1	2	3	4	5	6	7
1334	GUN, sealing "Audion"		—	—	each
781	HANDLE	For use on Ref. No. 629		—	C	,,
1333	HARDENER, catalyst	FM.1125	—	—	lbs.
1321	HARDENER, catalyst, FM60M		—	—	—
	HOOKS, boat, common :—	Without stowes.				
86	Gun-metal, large		—	B	each
87	Gun-metal, small		—	B	
17	Steel, large	Galvanized		—	C	,,
88	Steel, small	Galvanized		—	C	,,
	Staves :—	Fir.				
128	6½ ft.		—	C	,,
129	8 ft.		—	C	,,
48	10 ft.		—	C	,,
47	12 ft.		—	C	,,
609	HORN, fog	Brass	D.2009	—	A	,,
1104	HOSE, high pressure	For use with Type MS.20 dinghies, Ref. No. 1102	K.12078	—	C	,,
910	JACKET, life	Kapok filled. M. of T. and C.A. Standard pattern		—	A	,,
824	JACK, lifting, 20 ton, cantilever arrangement, hydraulic :—	Model S.2015. Skyhi Ltd.	JA.922	1	A	,,
	Auto-section :—					
1166	Adjustor, auto, ¾ in. diam. × ⅝ in.	KJ.844	1	C	,,
1163	Plug, valve, auto, ½ in. diam. × ½ in.	KJ.812	1	C	,,
1165	Plunger, auto, ⅝ in. diam. × ⅝ in.	KJ.842	1	C	,,
1164	Seal, plug	KJ.841	1	C	,,

RESTRICTED

RESTRICTED

MARINE CRAFT—GENERAL STORES

SECTION 16H—cont.

1	2	3	4	5	6	7
	JACK, lifting, 20 ton, cantilver arrangement, hydraulic—cont.					
	Auto section—cont.					
889	Spring, return valve	KE.591	1	C	each
890	Spring, valve, auto	KJ.843	1	C	"
1162	Washer, plug, auto. valve	KJ.811	1	C	"
1176	Chassis section	JB.17	—	A	"
1180	Axle, front, 2¼ in. diam. × 20½ in.	Welded to chassis	JB.8	1	C	"
1184	Bolt, trunnion, ½ in. B.S.F., hex. hd. × ½ in.	JA.593	2	C	"
1177	Boss, chassis, 3½ in. diam. × 1 in.	Welded to chassis	JB.2	2	C	"
1181	Cover, 24 in. × 8½ in. × ¼ in.	Welded to chassis	JB.14	1	C	"
865	Cover, detachable, 9½ in. × 12 in. × ¼ in.	JB.13	1	C	"
1185	Lip, cover, 1 in. × 1 in. × ⅜ in.	JA.657	2	C	"
867	Nut, shoulder, ¼ in. Whit., hex. × ⅝ in. long	For cover screws	JA.659	2	C	"
853	Pin, arm, 2 in. diam. × 12½ in.	JB.10	1	C	"
855	Pin, saddle, 1 in. diam. × 10½ in.	JB.9	1	C	"
1183	Pin, split, ¼ in. diam. × 4 in.	For arm pin	2	C	"
866	Screw, cover, ⅜ in. diam. × 8 ⅜ in. long	Developed length	JA.658/2	2	C	"
1182	Stop, pump, ¾ in. diam. × 1¼ in.	Welded to chassis	JA.863	1	C	"
1178	Trunnion, jack, 2¼ in. diam. × 1¼ in.	Welded to chassis	JB.4	2	C	"
1013	Washer, 3½ in. diam. × ½ in.	For arm pin	JB.11	2	C	"
1179	Washer, axle backing, 3½ in. diam. × ⅝ in.	Welded to chassis	JB.6	2	C	"
	Container section :—					
1151	Bearing, trunnion, 3½ in. × 3½ in. × ¾ in.	JA.969	2	C	"
1155	Body, release, 1.500 in. × 1.00 in. × 8 in.	JA.973	1	C	"
1148	Container, 15 in. × 7 in. × 3½ in.	JA.966	1	C	"
1150	Cover, containers, 6¼ in. × 6¼ in. × ⅝ in.	JA.968	1	C	"
864	Filter, oil container	JB.738	1	C	"
1157	Hook, spring, 1¼ in. × 1 in. × ¼ in.	JA.615	1	C	"
1158	Pivot, release, ⅜ in. diam. × 3⅞ in.	JA.865	1	C	"
861	Plate, cover, 4¼ in. diam. × ½ in. thick	JA.371	1	C	"
1146	Plug, pump block, ¼ in. diam. × ⅜ in.	JB.20	1	C	"

RESTRICTED

RESTRICTED

MARINE CRAFT—GENERAL STORES

SECTION 16H—cont.

1	2	3	4	5	6	7	
	JACK, lifting, 20 ton, cantilever arrangement, hydraulic—cont.						
	Container section—cont.						
863	Screw, air filler, $\frac{3}{4}$ in. diam.	JA.52	1	C	each
1156	Screw, cover, c/sk head., 0 B.A. $\times \frac{1}{2}$ in.	KO.156	4	C	"
1154	Seat, valve body, $1\frac{1}{8}$ in. diam. $\times 2\frac{3}{4}$ in.	JA.972	1	C	"
1153	Sleeve, pump, $1\frac{1}{2}$ in. diam. $\times 9$ in.	JA.970	1	C	"
1149	Strip, container, $6\frac{1}{4}$ in. $\times \frac{5}{8}$ in. $\times \frac{1}{4}$ in.	JA.967	1	C	"
946	Stud, cylinder, $\frac{3}{8}$ in. diam. $\times 1\frac{7}{8}$ in.	JA.606	2	C	"
1152	Support, filter, $\frac{1}{2}$ in. diam. $\times 1\frac{3}{8}$ in.	JA.919	1	C	"
1145	Tube, cylinder, $15\frac{1}{2}$ in. $\times 5\frac{3}{8}$ in. $\times 4\frac{1}{2}$ in.	For Ram section	...	JA.958	1	C	"
1147	Tube, slack oil, $14\frac{3}{4}$ in. $\times 0.281$ in. $\times 0.187$ in.	JA.964	1	C	"
862	Washer, cover	JA.374	1	C	"
	Crutch section :—						
1195	Crutch assembly	JA.998	1	C	"
1194	Body, 5 in. $\times 4\frac{1}{2}$ in. $\times 2\frac{1}{2}$ in. thick	JA.997	1	C	"
1196	Crutch, $1\frac{1}{4}$ in. diam. $\times 1\frac{3}{8}$ in.	JA.999	1	C	"
1193	Link axle, $1\frac{3}{4}$ in. diam. $\times 8$ in.	JA.996	1	C	"
1192	Web, $3\frac{1}{2}$ in. $\times 2\frac{1}{2}$ in. $\times 2\frac{1}{2}$ in.	Welded to crutch	...	JA.995	2	C	"
1021	Link bar, $18\frac{1}{4}$ in. $\times 2$ in. $\times \frac{1}{2}$ in.	JB.15	2	C	"
1198	Pin, split, $\frac{1}{2}$ in. diam. $\times 2$ in.	4	C	"
1197	Washer, thin, bore $\frac{7}{8}$ in.	6	C	"
	Filter section :—						
1140	Body, filter	JA.386	1	C	"
1139	Wire mesh, $3\frac{1}{2}$ in. $\times 3\frac{1}{2}$ in. $\times 32$ S.W.G.	For Ref. No. 1140	1	C	"
1141	Cap, filter, $1\frac{1}{4}$ in. $\times 1\frac{1}{2}$ in. $\times 23G$	JA.385	1	C	"
1143	Rivet, filter, snap hd., $\frac{1}{2}$ in. diam. $\times \frac{3}{16}$ in.	1	C	"
1144	Screw, self-tapping, $\frac{3}{8}$ in. long	Parker-Kalon	...	Z.8	1	C	"
1142	Support, filter, $1\frac{1}{2}$ in. $\times \frac{1}{2}$ in. $\times \frac{1}{16}$ in.	JA.387	1	C	"
	Handle section :—						
1105	Jack, garage type, complete	JA.600	1	A	"
885	Tow and pump operating	JB.737	1	C	"

RESTRICTED

11

RESTRICTED

MARINE CRAFT—GENERAL STORES

SECTION 16H—cont.

1	2	3	4	5	6	7
	JACK, lifting, 20 ton, cantilever arrangement, hydraulic—cont.					
	Handle section—cont.					
	Spares :—					
1111	Bolt lever, hex. hd., $\frac{1}{4}$ in. Whit. \times 1 in. long	1 C each
1123	Bolt, plunger, $\frac{3}{8}$ in. diam. \times 3 in. long	1 C "
1124	Cam, release, $1\frac{3}{8}$ in. diam. \times $1\frac{3}{8}$ in.	1 C "
1107	Handle-end, $1\frac{1}{2}$ in. diam. \times 16 in. \times 12G	1 B "
886	Lever, handle, $\frac{1}{2}$ in. diam. \times $16\frac{1}{4}$ in. long	1 C "
1108	Lug, $1\frac{1}{2}$ in. \times $1\frac{5}{8}$ in. \times $\frac{3}{16}$ in. ...	Welded to handle	2 C "
1125	Lug, cam release, $1\frac{1}{4}$ in. \times 1 in. \times $\frac{3}{8}$ in. ...	Welded to saddle	1 C "
1118	Lug, rod, lever, $2\frac{3}{8}$ in. \times 2 in. \times $\frac{1}{2}$ in. ...	C/w welded spacer, JA.232	2 C "
1112	Nut, hex., $\frac{1}{4}$ in. Whit.	1 C "
1120	Pin, fulcrum, $\frac{1}{16}$ in. \times 1-687 in. long	3 C "
888	Pin, handle, lug, $\frac{1}{4}$ in. diam. \times $1\frac{1}{16}$ in. long	1 C "
1121	Pin, plate sector, $\frac{3}{16}$ in. diam., \times 1 in. long	4 C "
1110	Pin, split, $\frac{1}{16}$ in. diam. \times 1 in. ...	For pin	2 C "
1127	Pin, split, $\frac{5}{32}$ in. diam. \times 2 in. long ...	For saddle pin	2 C "
1122	Plate, sector release, 2 in. \times $\frac{1}{4}$ in.	2 C "
1117	Rod, end, $\frac{5}{8}$ in. diam. \times 3 in. long	1 C "
887	Rod, fork handle, $\frac{3}{4}$ in. sq. \times $2\frac{1}{8}$ in. long	1 C "
1115	Rod, operating, $\frac{3}{8}$ in. diam. \times 3 ft. 2 in. long	1 C "
1116	Saddle, pump ...	Welded to tube	1 B "
1119	Spacer-piece, $\frac{5}{8}$ in. diam. \times $\frac{1}{2}$ in.	2 C "
1114	Tube, end, handle, 1-750 in. \times 1-50 in. \times $4\frac{1}{2}$ in. long	Welded to tube and handle...	1 C "
1113	Tube, handle, $1\frac{1}{2}$ in. diam. \times 36 in. \times 12G	1 C "
1109	Washer, pin, $\frac{1}{4}$ in. bore	14 C "
1126	Washer, pump saddle, 1 in. bore	2 C "
852	Head, jack ...	Complete	1 C "

RESTRICTED

RESTRICTED

MARINE CRAFT—GENERAL STORES

SECTION 16H—cont.

1	2	3	4	5	6	7
	JACK, lifting, 20 ton, cantilever arrangement, hydraulic—cont.					
	Lift-arm section :—					
1186	Arm, lift	C/w welded profile plates	JB.18	1	C	each
1187	Lift arm, ram end, 3 in. × 4½ in. × 4½ in.	} Welded to lift arm	JA.1000	1	C	"
1188	Peg, spring, ½ in. diam. × 1½ in.		JA.589	2	C	"
1189	Boss, limit, ½ in. diam. × 1¼ in.		JA.608	1	C	"
1191	Nipple, ZERC		JA.936	2	C	"
854	Spring, retrieving		JA.936	2	C	"
1190	Washer, limit boss, ⅜ in. diam.			1	C	"
	Limit section :—					
1132	Boss, lever release, ¾ in. diam. × 2 in.		JA.983	1	C	"
1131	Lever, release, 6 in. × 2½ in. × ¼ in.		JA.982	1	C	"
1133	Locknut, limit rod, ⅝ in. Whit.			2	C	"
881	Pin, lever release, ⅝ in. diam. × 1⅜ in.		JA.25	2	C	"
1135	Pin, split, lever pin, ⅞ in. diam. × 1 in.			4	C	"
1130	Release arrangement		JA.980	—	C	"
1012	Rod, limit, ⅝ in. diam. × 50 in. long		JB.12	1	C	"
1007	"U" piece, release, 3¼ in. × 2¼ in. × ⅜ in.		JA.981	1	C	"
1134	Washer, lever pin, ⅝ in. diam.			4	C	"
1213	Plate, name	Patt. No. 1671		1	C	"
1210	Screw, self tapping, ⅝ in. shank	For Ref. No. 1213	Z.8	4	C	"
1211	Plate, serial		D.359	1	C	"
1212	Screw, self tapping	For Ref. No. 1211		4	C	"
	Pump section :—					
877	Link, plunger, pump, 4 in. × 1 in. × ⅜ in.		JA.599	2	C	"
869	Nut, gland, 1½ in. Whit. × 1½ in.		JA.17	1	C	"
876	Pin, link, plunger pump, ½ in. diam. × 2⅜ in. long		JA.89	2	C	"
—	Pin, split, ⅜ in. diam. × 1¼ in. long	Reference 28P/1214		4	—	—
868	Plunger, pump, 1 in. diam. × 10½ in. long		JA.971	1	C	each
871	Spring, nut washer		KO.304	1	C	"
870	Washer, cone, 1½ in. diam. × ⅜ in.		JA.15	1	C	"
872	Washer, nut		JA.61	1	C	"
1128	Washer, pin, thin, ½ in. i/d.			4	C	"

RESTRICTED

RESTRICTED

MARINE CRAFT—GENERAL STORES

SECTION 16H—cont.

1	2	3	4	5	6	7
	JACK, lifting, 20 ton, cantilever arrangement, hydraulic—cont.					
	Ram section :—					
1015	Ball, valve, 6 mm. or $\frac{1}{4}$ in. diam.		J.428	1	C	each
1016	Body, valve, $\frac{3}{8}$ in. Whit. \times $1\frac{1}{2}$ in.		JA.961	1	C	"
1171	Bolt, bucket, socket hd., $\frac{3}{8}$ in. Whit. \times 1 in. long ...	For collar		4	C	"
1169	Bush, ram, $4\frac{1}{2}$ in. o/d \times $3\frac{3}{8}$ in. i/d \times $1\frac{1}{4}$ in.		JA.952	1	C	"
1002	Collar, cylinder	Patt. No. 1682	JA.956	1	C	"
991	Cylinder, aux., 1.125 in. o/d \times 0.875 in. i/d \times $10\frac{3}{4}$ in.		JA.959	1	C	"
947	Lockwasher, collar, 1 in. \times 1 in. \times $1\frac{3}{8}$ in.		JB.170	2	C	"
1172	Nut, collar, $\frac{3}{8}$ in. Whit.			4	C	"
856	Packing, cup, ram		JA.932	1	C	"
857	Packing, hat, ram		KO.376	1	C	"
1001	Plate, bucket, $4\frac{1}{4}$ in. \times $4\frac{1}{4}$ in. \times $\frac{1}{2}$ in. thick		JA.955	1	C	"
1174	Plug, ball valve, $\frac{7}{16}$ in. diam. \times $\frac{3}{8}$ in.		JA.962	1	C	"
1167	Ram, $3\frac{1}{2}$ in. diam. \times $16\frac{3}{8}$ in.		JA.950	1	C	"
1168	Ram, end, $4\frac{1}{2}$ in. diam. \times $2\frac{1}{4}$ in.		JA.951	1	C	"
858	Ring, sealing, cylinder collar		SK.STD.4/I	2	C	"
1011	Ring, sealing, cylinder collar		OR.51	1	C	"
859	Ring, sealing, cylinder gland, 1.888 in. diam. \times 1.312 in. long		JA.611	1	C	"
—	Spring, valve, auto	Ref. No. 890		1	—	—
860	Stud, retaining, cylinder gland, $\frac{3}{8}$ in. Whit. hex. hd. \times $\frac{7}{8}$ in. long.		JA.957	3	C	each
1173	Tube, end, aux., 1 in. Whit. \times $1\frac{7}{8}$ in.		JA.960	1	C	"
1175	Valve, ball, retrieving, $\frac{3}{8}$ in. diam.			1	C	"
1017	Washer, ball, retaining, 3 in. \times 19 S.W.G. \times $2\frac{1}{4}$ in.		JA.963	1	C	"
1170	Washer, hat/cup		JA.954	1	C	"

RESTRICTED

RESTRICTED

MARINE CRAFT—GENERAL STORES

SECTION 16H—cont.

1	2	3	4	5	6	7
	JACK, lifting, 20 ton, cantilever arrangement, hydraulic—cont.					
	Release section :—					
873	Ball, release, $\frac{5}{16}$ in.
882	Fork, release, $\frac{3}{4}$ in. diam. \times 2 in.
1006	Gland, release, $\frac{3}{4}$ in. Whit. \times 2 $\frac{1}{2}$ in.
1138	Locknut, fork, $\frac{3}{8}$ in. Whit.
1137	Locknut, release, $\frac{13}{16}$ in. Whit. \diagup $\frac{3}{8}$ in.
1136	Plunger, end, 1 in. diam. \times $\frac{1}{2}$ in.
883	Plunger, release, $\frac{3}{8}$ in. diam. \times 7 $\frac{1}{4}$ in.
884	Rod, ball, operating, $\frac{5}{16}$ in. \times $\frac{5}{16}$ in. \times 1 $\frac{1}{8}$ in.
879	Seal, release
1004	Seating, valve release, $\frac{1}{2}$ in. diam. \times 1 $\frac{3}{8}$ in.
880	Spring, release
1000	Washer, body release
	Valve, ball :—					
—	Ball, valve, $\frac{1}{16}$ in. diam. ...	Ref. No. 873
—	Bleeder, ball, 6 mm. (0.236 in.) ...	Ref. No. 1015
1159	Plug, valve, $\frac{3}{8}$ in. diam. \times 1 $\frac{1}{2}$ in.
1161	Prefiller, ball, $\frac{1}{16}$ in. diam.
1160	Screw, bleeder, $\frac{1}{16}$ in. Whit. \times 1 $\frac{1}{8}$ in.
874	Spring, valve
875	Washer, sealing, ball plug
	Wheel, castor, aft					
1203	Ball bearing, \times $\frac{3}{8}$ in. diam. ...	For bracket bearing and top plate...
1202	Bearing, castor bracket, 5 in. \times 5 in. \times $\frac{3}{4}$ in. thick
850	Bolt, axle, hex. hd., $\frac{3}{4}$ in. B.S.F. \times 3 $\frac{1}{2}$ in. shank
1204	Bracket, castor, 7 in. \times 4 $\frac{3}{4}$ in. \times $\frac{5}{8}$ in.
1201	Fork, top plate, 4 in. diam. \times 1 in.
1199	Locknut, hex., $\frac{3}{8}$ in. B.F.S. ...	For axle bolt
851	Lockwasher, 16G
			KO.391	1	C	each
			JA.7	1	C	"
			JA.978	1	C	"
			JA.14	1	C	"
			JA.979	1	C	"
			JA.976	1	C	"
			JA.977	1	C	"
			JA.975	1	C	"
			JA.933	1	C	"
			JA.974	1	C	"
			JA.931	1	C	"
			JA.935	1	C	"
				2		—
				1		—
			JA.28	2		each
				1	C	"
			JA.845	1	C	"
			JA.51A	2	C	"
			JA.27	2	C	"
				As reqd.	C	—
				2	C	each
			JB.169	2	C	"
			JA.990	2	C	"
			JA.992	2	C	"
			JA.987	2	C	"
				2	C	"
			JA.988	4	C	"

RESTRICTED

15

RESTRICTED

MARINE CRAFT—GENERAL STORES

SECTION 16H—cont.

1	2	3	4	5	6	7
	JACK, lifting, 20 ton, cantilever arrangement, hydraulic—cont.					
	Wheel, castor, aft—cont.					
911	Roller, hex. hd.	For. Ref. No. 847		2	C	each
849	Spacer, castor, 2½ in. × 1-00 in. × 0-750 in. (sleeve).	JA.989	2	C	"
1205	Spigot, castor bracket, 1½ in. diam. × 1½ in.	JA.85	2	C	"
1200	Web, castor, 5 in. × 3 in. × ½ in.	Welded to fork top plate	JA.991	4	C	"
1206	Web, castor bracket, 6 in. × 3 in. × ⅜ in.	Welded to bracket	JA.993	4	C	"
847	Wheel, castor, 5 in. diam. × 2 in. hub	C/w roller	JA.76	2	C	"
	Wheel, front :—					
1209	Nipple, ZERC		2	C	"
1208	Pin, split, front axle, ¼ in. diam. × 4 in. long		2	C	"
841	Roller, front wheel, ⅝ in. diam. × 3-437 in. (domed ends).	JA.985	42	C	"
1207	Washer, axle end, 3 in. o/d × 2-281 in. bore × ⅜ in. thick.	JA.984	2	C	"
842	Washer, axle wheel, 3¼ in. diam. × ⅝ in. (collar)	JA.986	2	C	"
	LADDER, boarding :—					
949	43 ft. range safety launches	Teak	26372	—	A	"
	LAMPS, oil :—					
97	Anchor		—	A	"
	Spares :—					
1315	Glass, inner		1	C	"
24	Masthead		—	A	"
26	Port		—	A	"
27	Star		—	A	"
	LEAD, hand, 7 lb.		—	C	"
1316	Hawser, laid, lead lines, 40 fthm lgth × ⅜ in. diam.	D.2378	—	C	fthm.

RESTRICTED

RESTRICTED

MARINE CRAFT—GENERAL STORES

SECTION 16H—cont.

1	2	3	4	5	6	7
1322	LIGHT, lifebuoy, indicating, electric	Dry cell battery operated		—	C	each
	LOGS :—					
965	Walker Cherub, Mark 2		—	A	”
966	Line, 65 fathoms		—	C	”
967	Rotator, complete		—	A	”
968	Walker, Excelsior, Mark 4, complete		—	A	”
969	Line		—	C	”
970	Rotator		—	A	”
971	Sinker		—	C	”
963	LOUD-HAILER, portable, “Jericho II”		—	A	”
	MALLETS, serving :—					
474	$\frac{5}{8}$ in. groove		—	C	”
475	$1\frac{1}{8}$ in. groove		—	C	”
	NETS, rescue :—					
750	Auxiliary, Mark 2	For injured personnel A.S.R. launches		—	B	”
700	68 ft. rescue target-towing launch, Mark 2	5A12/1	—	B	”
632	68 ft. target towing launch, Mark 2		—	B	”
	OARS:—					
785	7 ft.	For use with 9 ft. R.G.F. dinghies		—	C	each
107	8 ft., ash or spruce, straight blade	For use with 12 ft. R.G.F. and 14 ft. sailing dinghies		—	C	”
108	10 ft.	For use with 15 ft. dinghies		—	C	”
106	12 ft.	For use with 16 ft. dinghies		—	B	”
110	16 ft.	For use with whalers		—	B	”
1324	Wood	For use with Type D, Mark 2 dinghies, Ref. No. 1323	C.QD/2004	—	B	pairs

RESTRICTED

RESTRICTED

17

MARINE CRAFT—GENERAL STORES

SECTION 16H—cont.

1	2	3	4	5	6	7
964	OUTFIT, repair	For R.G.F. dinghies		—	C	each
	PACKING, gland, greasy	Beldam's Pattern 66, 67 or 68				
753	$\frac{1}{8}$ in.		—	C	ft.
754	$\frac{3}{16}$ in.		—	C	"
755	$\frac{1}{4}$ in.		—	C	"
756	$\frac{5}{16}$ in.		—	C	"
757	$\frac{3}{8}$ in.		—	C	"
758	$\frac{1}{2}$ in.		—	C	"
	PADDLE :—					
1325	Collapsible, plastic	Alternative to Ref. No. 1324, for use with Type D, Mark 2, dinghies.	C.QD/2006	—	C	"
959	PAD, cushion, rubber	For use with chock units	30/312/8/1	—	C	"
	POINTERS, station :—	For use by Moorings Officer only.				
1008	4 in.		—	A	"
1009	5 in.		—	A	"
1010	6 in.		—	A	"
961	PUMP, fire, lightweight, portable	"Hathway" 60/60 pumping unit, c/w 420 cc. B.S.A. engine, Model G. Note :— On all demands for this item always quote Pump No. (to be found on plate riveted to frame).		1	A	"
1043	Adaptor	Pump to engine	5006/1	1	B	"
1091	Plate, thrust, carbon seal	5046	2	C	"
1092	Screw, retaining	For plates, thrust	3129	6	C	"
1046	Ring, adjusting	5048	2	C	"
1027	Ring, carbon, sealing	5041	2	C	"

RESTRICTED

RESTRICTED
18

MARINE CRAFT—GENERAL STORES

SECTION 16H—cont.

1	2	3	4	5	6	7
	PUMP, fire, lightweight, portable—cont.					
	Adaptor—cont.					
1033	Ring, "O"	For carbon sealing ring and pump casing	5015	2	C	each
1034	Ring, "O"	For stellite sealing ring	5014	2	C	"
1217	Ring, retainer, rear sealing	Not used after pump No. 123/1646/76	5044	1	C	"
1219	Ring, "O"	5045	1	C	"
1218	Screw, c/sunk hd., $\frac{3}{16}$ in. Whit.	722/2	6	C	"
1045	Ring, sealing, stellite	Replaces Pt. No. 5043 on all pumps	5211	2	C	"
1032	Spring, thrust	For carbon thrust plate and pump casing	3040	9	C	"
1246	Barrel, priming pump	5005	1	B	"
1094	Adaptor, union, primer connection	} Pump No. 123/1932/117 to Pump No. 123/2042/226	5183	2	C	"
1259	Washer, sealing					
—	Adaptor, union, primer connection	} Ref. No. 1094. Pump No. 123/2082/227 onwards	41/6	2	—	—
1095	Washer, sealing					
1255	Ball	Priming pump base to barrel	1070/1	1	C	each
1256	Base, priming pump	Up to pump No. 123/1870/176	4005	1	C	"
1244	Bolt, $\frac{1}{8}$ in. B.S.F. \times $\frac{3}{4}$ in. long	11/6	3	C	"
1228	Washer, plain, $\frac{1}{8}$ in. i/d	21/4	3	C	"
—	Base, priming pump	Ref. No. 1256. Pump No. 123/1932/117 to pump No. 123/2042/226.		1	—	—
1260	Base, priming pump	Pump No. 123/2082/227 onwards	5348	1	C	each
1247	Bush	For guide rod, priming pump	1222	1	C	"
1257	Connection, pipe, banjo, complete	Up to pump No. 123/1870/176	5020	2	C	"
1048	Joint	Priming pump base to barrel	4016	1	C	"
1251	Piece, distance	For priming pump washer	1031	3	C	"
1254	Pin, retaining	Priming pump base to barrel	5022	1	C	"
1252	Plate, support	} For priming pump washer	1007	1	C	"
1253	Screw, c/sink hd., $\frac{3}{16}$ in.					
1267	Pipe, flex, primer connection	Pump No. 123/1932/117 to pump No. 123/2042/226	5257	1	C	"
1093	Pipe, flex, primer connection	Pump No. 123/2082/227 onwards	5349	1	C	"
1258	Pipe, primer connection	Pump No. 123/1870/176	4013	1	C	"
1248	Rod, primary pump	1010/1	1	C	"
1249	Support	Priming pump washer	1006	1	C	"
1049	Washer	Priming pump washer	1027	1	C	"

RESTRICTED

19

RESTRICTED

MARINE CRAFT—GENERAL STORES

SECTION 16H—cont.

1	2	3	4	5	6	7
	PUMP, fire, lightweight, portable—cont.					
1261	Bearing, roller	86.221	1	C	each
1273	Bush, connecting rod (big end)	...	86.858	2	C	"
1264	Cap, blank suction	...	5052	1	C	"
1262	Chain	1251	1	C	"
1263	Chain	5208	1	C	"
1216	Rubber, delivery	...	5213	1	C	"
1265	Washer	5053	1	C	"
1274	Carburettor	86.2040	1	B	"
1044	Casing, pump	5001/1	1	B	"
1239	Base, delivery valve	...	4022	1	C	"
1240	Body, delivery valve	...	4023	1	B	"
1047	Joint, delivery valve	For pump casing and delivery valve base...	5012	1	C	"
1031	Joint, pump casing	5011	1	C	"
1227	Nut, $\frac{1}{8}$ in. B.S.F. ...	For pump casing	17/4P	12	C	"
1230	Nut, $\frac{3}{8}$ in. B.S.F. ...	For pump casing	17/5P	3	C	"
—	Nut, $\frac{3}{8}$ in. B.S.F. ...	Ref. No. 1230. For pump casing and delivery valve base		2	—	—
1237	Nut, $\frac{1}{2}$ in. B.S.F. ...	For pump casing and delivery valve body	17/7	2	C	each
1232	Plug, $\frac{1}{2}$ in. B.S.P. ...	For pump casing. Replaces Pt. No. 5024	29/1	1	C	"
1233	Plug, $\frac{3}{8}$ in. B.S.P. ...	For pump No. 2082/227 onwards ...	29/6	1	C	"
1226	Stud, $\frac{3}{8}$ in. B.S.F. \times $1\frac{1}{8}$ in. long	For pump casing	3/5	12	C	"
1235	Stud, $\frac{3}{8}$ in. B.S.F. \times $1\frac{3}{8}$ in. long	For pump casing and delivery valve base	4/6	2	C	"
1229	Stud, $\frac{3}{8}$ in. B.S.F. \times $1\frac{1}{2}$ in. long	For pump casing	4/7	3	C	"
1236	Stud, $\frac{1}{2}$ in. B.S.F. \times $2\frac{1}{4}$ in. long	For pump casing and delivery valve body	6/11P	2	C	"
1029	Tap, drain ...	For pump casing	3114	1	C	"
—	Washer, plain, $\frac{3}{8}$ in. i/d	Ref. No. 1228. For pump casing		12	—	—
1231	Washer, plain, $\frac{3}{8}$ in. i/d	For pump casing	21/5	3	C	each
1238	Washer, plain, $\frac{1}{2}$ in. i/d	For pump casing and delivery valve body	21/7	2	C	"
1030	Washer, sealing, $\frac{1}{2}$ in. B.S.P.	For pump casing, drain tap and plug	41/4	2	C	"
1234	Washer, sealing, $\frac{3}{4}$ in.	For pump No. 123/2082/227 onwards	41/14	1	C	"

RESTRICTED

RESTRICTED

MARINE CRAFT—GENERAL STORES

SECTION 16H—cont.

1	2	3	4	5	6	7
	PUMP, fire, lightweight, portable—cont.					
1272	Engine, complete	B.S.A. Model G, 420 cc.	4012	1	A	each
1078	Barrel, cylinder, complete, 420 cc.		86-2382	1	B	"
1275	Bush, crankcase cover, drive side		86-1811	—	—	"
1276	Bush, crankcase, fan side		86-1808	—	—	"
1085	Cap, valve stem		86-707	2	C	each
1075	Contact-breaker set, Type K1/1A	For Lucas S.R.1 magneto	19-1632	1	C	"
1086	Cotter, valve, spring		35-1347	2	C	"
1089	Cover, spark plug and suppressor		65/213 65/214	2	C	"
1055	Flywheel fan		86-838	—	—	"
1057	Gasket, cylinder head		86-1865	1	C	each
1059	Gasket, manifold		86-104	1	C	"
1090	Magneto	S.R.I. Type 11A, Lucas	86-2149	1	A	"
1079	Piston, c/w rings		86-1933	1	C	"
1080	Ring, compression		66-1090	1	C	"
1081	Ring, compression		86-1687	1	C	"
1076	Seal, oil, crankshaft		86-148	1	C	"
1077	Seal, oil, magneto		86-149	1	C	"
1063	Shim, valve, 0-010 in.		86-1166	A/R	C	"
1064	Shim, valve, 0-012 in.		86-2141	A/R	C	"
1065	Shim, valve, 0-014 in.		86-2142	A/R	C	"
1083	Spring, choke, solex		86-2037	1	C	"
1088	Spring, governor lever tension		86-694	1	C	"
1084	Spring, inlet and exhaust		86-273	2	C	"
1087	Spring, throttle return		86-655	1	C	"
1082	Strangler, complete		86-2039	1	C	"
1071	Tap, petrol		86-151	1	C	"
1072	Throttle cable, complete		86-3145	1	C	"
1069	Valve, exhaust		86-1051	1	C	"
1068	Valve, inlet		86-1047	1	C	"
1074	Washer, drain plug		2-2894	1	C	"
1061	Washer, flange joint, exhaust pipe		86-713	1	C	"

RESTRICTED

RESTRICTED
21

MARINE CRAFT—GENERAL STORES

SECTION 16H—cont.

1	2	3	4	5	6	7
	PUMP, fire, lightweight, portable—cont.					
	Engine, complete—cont.					
1060	Washer, joint, carburetter ...		86-1925	1	C	each
1066	Washer, joint, cylinder barrel ...		86-90	1	C	"
1067	Washer, joint, end barrel ...		86-108	1	C	"
1058	Washer, joint, governor cover ...		86-107	1	C	"
1056	Washer, joint, oil sump ...		86-1283	1	C	"
1062	Washer, joint, valve chest cover ...		86-2091	1	C	"
1040	Washer, lock, governor shaft ...		86-101	—	—	—
1070	Washer, oil filter ...		86-2353	1	C	each
1042	Flange, impeller ...		5009/2	1	B	"
1222	Dowel ...		23/E.10	3	C	"
1097	Key, Woodruff, No. 61 ...		25/61	1	C	"
1220	Screw, c/sunk hd., $\frac{1}{16}$ in. Whit. $\times \frac{3}{4}$ in. long		722/4	6	C	"
1221	Screw, c/sunk hd., $\frac{1}{4}$ in. Whit. $\times \frac{3}{8}$ in. long		722/6	6	C	"
1266	Frame unit ...		4017	1	B	"
—	Bolt, $\frac{1}{8}$ in. B.S.F. $\times \frac{3}{4}$ in. long	Ref. No. 1244		1	—	—
1270	Bolt, $\frac{3}{8}$ in. B.S.F. $\times 1\frac{1}{2}$ in. long		12/12	4	C	each
1096	Feet, frame ...		1108	4	C	"
—	Nut, $\frac{1}{8}$ in. B.S.F. ...	Ref. No. 1227		1	—	—
—	Nut, $\frac{3}{8}$ in. B.S.F. ...	Ref. No. 1230		4	—	—
1268	Strip, pump support ...		4031	1	C	each
1269	Bolt, $\frac{1}{2}$ in. B.S.F. $\times \frac{1}{2}$ in. long		14/4	1	C	"
—	Washer, plain, $\frac{1}{2}$ in. i/d	Ref. No. 1238		1	—	—
—	Washer, plain, $\frac{3}{8}$ in. i/d	Ref. No. 1231		8	—	—
1271	Washer, spring, $\frac{3}{8}$ in.		20/5	4	C	each
1250	Gasket, set (420 c.e.) ...		00.3098	—	—	—
1243	Guide ...	For priming pump rod	1009/2	1	C	each
—	Bolt, $\frac{1}{8}$ in. B.S.F. $\times \frac{3}{4}$ in. long	Ref. No. 1244. For guide rod and priming pump barrel.		3	—	—
1245	Washer, plain, $\frac{5}{16}$ in. i/d		21/4P	3	C	each
1241	Handle, priming pump ...		1008	1	B	"
1242	Bolt, hex. hd., $\frac{1}{2}$ in. B.S.F. $\times \frac{3}{4}$ in. long		10/6	1	C	"

RESTRICTED

RESTRICTED

MARINE CRAFT—GENERAL STORES

SECTION 16H—cont.

1	2	3	4	5	6	7
	PUMP, fire, lightweight, portable—cont.					
1041	Impeller	5008/1	1	B	each
1224	Extractor, impeller	5013	1	B	"
1098	Nut, tightening, impeller	5004	1	C	"
1223	Sleeve, flange, impeller	5010	1	C	"
1225	Washer, impeller nut	5018	1	C	"
905	QUINTANT, surveying	For use of Moorings Officer only		—	A	"
	ROWLOCKS :—					
1301	Galvanized, 2½ in., without socket	SL.1475	—	C	—
112	Gunmetal		—	B	each
904	RULE, parallel, rolling	Brass, 18 in. For use of Moorings Officer only		—	A	"
1327	RULE, slide, speed and distance		—	A	"
956	SCRAPER, yacht	With triangular blade	D.1470	—	C	"
1330	SHEET, cascover, nylon, 12½ oz.	5027	—	—	yards
	SIGNALS :—					
790	Ball	D.3340	—	C	each
789	Cone		—	C	"
896	SKATE, side tracking, Type A	Combined weight, cradle and marine craft, 18,000 lbs. (max.)	GS.372/3/4	—	A	"
929	SLING	For 9 ft. R.G.F. dinghies	T.16456	1	A	"
	SPIKES, marine :—					
476	10 in.	Davey 1482	—	C	"
477	18 in.	Davey 1482	—	C	"

RESTRICTED

RESTRICTED

MARINE CRAFT—GENERAL STORES

SECTION 16H—cont.

1	2	3	4	5	6	7
893	STROP, torpedo 21 in. (long type)	Adm. pattern 4985.	—	A	each
	TARGETS, marine :—					
788	Larne		—	B	..
957	S.A.A.B. strike recorder		—	B	..
	THIMBLES, open :—					
	Size in clear :—					
	Width Length					
616	$1\frac{3}{16}$ in. × $1\frac{7}{16}$ in.	For 1 in. rope		—	C	..
617	$1\frac{1}{8}$ in. × $1\frac{7}{8}$ in.	For $1\frac{1}{4}$ in. rope		—	C	..
618	$1\frac{5}{16}$ in. × $2\frac{5}{16}$ in.	For $1\frac{1}{2}$ in. rope		—	C	..
827	$1\frac{3}{16}$ in. × $2\frac{3}{4}$ in.		— 2	C	..
619	$1\frac{3}{4}$ in. × $3\frac{1}{8}$ in.	For 2 in. rope		—	C	..
620	$2\frac{1}{8}$ in. × $3\frac{3}{4}$ in.	For $2\frac{1}{2}$ in. rope	A.P.5086/ RDMC on 1375.	—	C	..
621	$2\frac{1}{2}$ in. × $4\frac{3}{8}$ in.	For 3 in. rope	A.P.5087/ RDMC on 1375.	—	C	..
1103	VALISE, Type MS.20	For use with Type MS.20 dinghies, Ref. No. 1102 ...	MRI/EE60	—	A	..
629	WINDLASS, anchor, S.L., Type 500	For use on rescue target-towing launches and pinnaces ...		—	A	..

RESTRICTED

RESTRICTED

MARINE CRAFT—GENERAL STORES

INDEX TO REFERENCE NUMBERS

SECTION 16H—cont.

Ref. No.	Page No.	Ref. No.	Page No.	Ref. No.	Page No.	Ref. No.	Page No.	Ref. No.	Page No.	Ref. No.	Page No.	Ref. No.	Page No.	Ref. No.	Page No.	Ref. No.	Page No.	Ref. No.	Page No.
4	1	476	23	758	18	864	10	906	1	957	24	1012	13	1046	18	1079	21	1111	12
14	8	477	23	764	2	865	10	907	1	958	2	1013	10	1047	20	1080	21	1112	12
17	9	482	2	765	2	866	10	908	1	959	18	1014	4	1048	19	1081	21	1113	12
24	16	483	2	766	2	867	10	909	2	960	3	1015	14	1049	19	1082	21	1114	12
26	16	484	2	767	2	868	13	910	9	961	18	1016	14	1050	6	1083	21	1115	12
27	16	485	2	779	2	869	13	911	16	963	17	1017	14	1051	6	1084	21	1116	12
47	9	606	6	781	9	870	13	913	5	964	18	1018	1	1052	6	1085	21	1117	12
48	9	609	9	785	17	871	13	914	5	965	17	1019	1	1053	6	1086	21	1118	12
79	8	616	24	788	24	872	13	915	5	966	17	1020	1	1055	21	1087	21	1119	12
81	8	617	24	789	23	873	15	916	5	967	17	1021	11	1056	22	1088	21	1120	12
83	8	618	24	790	23	874	15	917	5	968	17	1022	4	1057	21	1089	21	1121	12
86	9	619	24	824	9	875	15	918	5	969	17	1023	4	1058	22	1090	21	1122	12
87	9	620	24	827	24	876	13	919	5	970	17	1024	7	1059	21	1091	18	1123	12
88	9	621	24	841	16	877	13	920	5	971	17	1025	7	1060	22	1092	18	1124	12
97	16	629	24	842	16	879	15	929	23	972	2	1026	7	1061	21	1093	19	1125	12
103	16	632	17	847	16	880	15	935	6	974	4	1027	18	1062	22	1094	19	1126	12
106	17	642	1	849	16	881	13	936	6	979	4	1029	20	1063	21	1095	19	1127	12
107	17	643	8	850	15	882	15	939	7	980	6	1030	20	1064	21	1096	22	1128	13
108	17	645	2	851	15	883	15	940	7	981	6	1031	20	1065	21	1097	22	1130	13
110	17	647	2	852	12	884	15	941	7	989	4	1032	19	1066	22	1098	23	1131	13
112	23	700	17	853	10	885	11	942	7	991	14	1033	19	1067	22	1099	4	1132	13
128	9	714	2	854	13	886	12	943	5	1000	15	1034	19	1068	21	1100	4	1133	13
129	9	717	2	855	10	887	12	944	8	1001	11	1035	2	1069	21	1101	1	1134	13
143	5	739	6	856	14	888	12	945	2	1002	14	1036	4	1070	22	1102	7	1135	13
178	8	750	17	857	14	889	10	946	11	1004	15	1039	4	1071	21	1103	24	1136	15
190	8	751	5	858	14	890	10	947	14	1006	15	1040	22	1072	21	1104	9	1137	15
191	8	754	18	859	14	893	24	948	7	1007	13	1041	23	1074	21	1105	11	1138	15
197	8	754	18	860	14	896	23	949	16	1008	18	1042	22	1075	21	1107	12	1139	11
341	5	755	18	861	10	898	1	950	3	1009	18	1043	18	1076	21	1108	12	1140	11
474	17	756	18	862	11	904	23	951	6	1010	18	1044	20	1077	21	1109	12	1141	11
475	17	757	18	863	11	905	23	956	23	1011	14	1045	19	1078	21	1110	12	1142	11

RESTRICTED

25

RESTRICTED

MARINE CRAFT—GENERAL STORES

INDEX TO REFERENCE NUMBERS

SECTION 16H—cont.

Ref. No.	Page No.	Ref. No.	Page No.	Ref. No.	Page No.	Ref. No.	Page No.	Ref. No.	Page No.	Ref. No.	Page No.	Ref. No.	Page No.	Ref. No.	Page No.	Ref. No.	Page No.	Ref. No.	Page No.
1143	11	1174	14	1205	16	1236	20	1267	19	1298	3	1332	8						
1144	11	1175	14	1206	16	1237	20	1268	22	1299	3	1333	9						
1145	11	1176	10	1207	16	1238	20	1269	22	1300	3	1334	9						
1146	10	1177	10	1208	16	1239	20	1270	22	1301	23	1336	4						
1147	11	1178	10	1209	16	1240	20	1271	22	1302	5	1338	4						
1148	10	1179	10	1210	13	1241	22	1272	21	1303	4	1339	8						
1149	11	1180	10	1211	13	1242	22	1273	20	1304	4	1340	8						
1150	10	1181	10	1212	13	1243	22	1274	20	1305	1	1341	8						
1151	10	1182	10	1213	13	1244	19	1275	21	1306	4	1342	4						
1152	11	1183	10	1214	3	1245	22	1276	21	1307	4	1343	5						
1153	11	1184	10	1215	3	1246	19	1277	3	1308	6	1344	6						
1154	11	1185	10	1216	20	1247	19	1278	3	1309	6	1345	6						
1155	10	1186	13	1217	19	1248	19	1279	3	1310	6	1352	8						
1156	11	1187	13	1218	19	1249	19	1280	3	1311	6	1353	7						
1157	10	1188	13	1219	19	1250	22	1281	3	1312	6	1354	7						
1158	10	1189	13	1220	22	1251	19	1282	3	1313	6	1355	7						
1159	15	1190	13	1221	21	1252	19	1283	3	1315	16	1356	7						
1160	15	1191	13	1222	22	1253	19	1284	3	1316	16	1357	4						
1161	15	1192	11	1223	23	1254	19	1285	3	1319	4	1358	1						
1162	10	1193	11	1224	23	1255	19	1286	3	1320	8	1359	1						
1163	9	1194	11	1225	23	1256	19	1287	3	1321	9	1360	1						
1164	9	1195	11	1226	20	1257	19	1288	3	1322	17	1361	1						
1165	9	1196	11	1227	20	1258	19	1289	3	1323	7	1362	1						
1166	9	1197	11	1228	19	1259	19	1290	3	1324	17	1363	7						
1167	14	1198	11	1229	20	1260	19	1291	3	1325	18	1364	7						
1168	14	1199	15	1230	20	1261	20	1292	3	1326	4	1365	4						
1169	14	1200	16	1231	20	1262	20	1293	3	1327	23	1366	4						
1170	14	1201	15	1232	20	1263	20	1294	3	1328	4	1367	4						
1171	14	1202	15	1233	20	1264	20	1295	3	1329	4	1368	6						
1172	14	1203	15	1234	20	1265	20	1296	3	1330	23	1369	17						
1173	14	1204	15	1235	20	1266	22	1297	3	1331	8								

RESTRICTED

26

RESTRICTED

RESTRICTED

Issued with A/L.153

**AIR PUBLICATION 1086
BOOK 15
SECOND EDITION**

SECTION 16P

MARINE SALVAGE EQUIPMENT

**Items under Section 16P
are covered by
VOTE 7F.2**

RESTRICTED

**VOCABULARY OF ROYAL AIR FORCE EQUIPMENT
MARINE SALVAGE EQUIPMENT
SECTION 16P**

(6th July, 1959)

Ref No	Nomenclature	Detail	Part or Drawing No.	No. alt	Class of Store	Denom. of Qty.
1	2	3	4	5	6	7
	BELTS, canvas, lifting:—					
144	8 ft. × 2 ft.	2	B	each
145	12 ft. × 2 ft.	2	B	"
146	25 ft. × 2 ft.	4	B	"
	Accessories:—					
165	Rods, double-eye, $\frac{7}{8}$ in. M.S.	16	B	"
1	CAMELS, salvage, Mark 1, large	Complete	12	B	"
	Consisting of:—					
8	Brackets, cham	Complete. For $\frac{7}{8}$ in. diam. e.c.	4 per cover	B	"
	Consisting of:—					
180	Backplates		C	"
181	Bolts, coach, $\frac{1}{2}$ in. × $1\frac{1}{2}$ in.	C/w nuts and washers		C	"
182	Brackets		C	"
10	Brackets, link	Complete	4 per cover	B	set
	Consisting of:					
184	Backplates		C	each
185	Bolts, coach, $\frac{5}{8}$ in. × $1\frac{3}{8}$ in.	C/w nuts and washers		C	"
183	Brackets		C	"
13	Chains, lifting	Set complete	1 set per camel	B	set
	Consisting of:—					
299	Chains, short link, $\frac{3}{8}$ in.	Galvanised. In $28\frac{1}{2}$ in. lengths fitted with long end links.	1 per set	B	each

RESTRICTED

RESTRICTED

MARINE SALVAGE EQUIPMENT

SECTION 16P—cont.



Ref. No.	Nomenclature	Detail	Part or Drawing No.	No. of	Class of Store	Denom. of Qty.
1	2	3	4	5	6	7
	CAMELS, salvage, Mark 1, large—cont.					
	Consisting of— <i>cont.</i>					
	Chains, lifting <i>cont.</i>					
	Consisting of <i>cont.</i>					
300	Chains, stud link, $\frac{7}{16}$ in.	Galvarised. In 207 in. lengths fitted with long end links.	2 per set	B	each
—	Shackles, screwed pin, $\frac{3}{4}$ in. harp shaped.	Reference 16G/577 720	2 per set	—	—
3	Covers, canvas	B	each
12	Belting, hair	120 ft per cover.	C	ft.
16	Eyelets, brass, $\frac{3}{8}$ in. i.d.	C	doz.
19	Grips, chain	Complete. For $\frac{7}{16}$ in. diam. c.c.	2 per cover	B	each
	Consisting of:—					
186	Backplates	C	..
—	Bolts, coach, $\frac{5}{16}$ in. \times $1\frac{3}{8}$ in.	Ref. No. 185	—	—	—
188	Grips	C	each
2	Inners	12 per set	B	..
24	Valves, inlet	1 per inner	B	..
	Spares:—					
26	Springs	1 per valve	C	..
189	Washers, Dermatine	Hard grade	1 per valve	C	..
25	Valves, outlet	1 per inner	B	..
	Spares:—					
27	Springs	1 per valve	C	..
190	Washers, Dermatine	H.B. grade	1 per valve	C	..
20	Links, "D"	8 per cover	B	..
21	Links, triangular	8 per cover	B	..

RESTRICTED

RESTRICTED

MARINE SALVAGE EQUIPMENT

SECTION 16P—cont.

Ref. No.	Nomenclature	Detail	Part or Drawing No.	No off	Class of Store	Denom. of Qty.
1	2	3	4	5	6	7
5	CAMELS, salvage, Mark 1, small	Complete		12 per set	B	each
	Consisting of:—					
6	Brackets, chain	Complete. For $\frac{5}{16}$ in. diam. c.c.		4 per camel	B	"
	Consisting of:—					
192	Backplates				C	"
193	Bolts, coach, $\frac{5}{16}$ in. \times $1\frac{1}{4}$ in.	C/w nuts and washers			C	"
191	Brackets				C	"
—	Brackets, link	Complete. Ref. No. 10		—	—	—
17	Chains, lifting	Set complete		1 set per camel.	B	each
	Consisting of:—					
—	Chains, short hnk, $\frac{5}{16}$ in.	Reference 16G/573 125 in. length. With long end links.		2 chains		—
—	Chains, short hnk, $\frac{3}{8}$ in.	Reference 16G/574		1		—
—	Shackles, screwed pin, $\frac{1}{2}$ in. harp	Reference 16G/576		2 per set	—	—
7	Covers, canvas				B	each
—	Belting, hair	Ref. No. 12		—	—	—
—	Eyelets, brass, $\frac{3}{4}$ in. i. d.	Ref. No. 16		—	—	—
194	Grips, chain	Complete. For $\frac{5}{16}$ in. diam. c.c.		2 per camel	B	each
	Consisting of:—					
195	Backplates				C	"
—	Bolts, coach, $\frac{5}{16}$ in. \times $1\frac{1}{4}$ in.	Ref. No. 193		—	—	—
197	Grips				C	each
227	Inners			12 per set	B	"
—	Valves, inlet	Ref. No. 24		—	—	—
—	Valves, outlet	Ref. No. 25		—	—	—
—	Links, "D"	Ref. No. 20		—	—	—
—	Links, triangular	Ref. No. 21		—	—	—

RESTRICTED

Issued with A/L.156 to 4. P.1086, Book 15, Second Edition

RESTRICTED

MARINE SALVAGE EQUIPMENT

SECTION 16P—*cont.*

Ref. No.	Nomenclature	Detail	Part or Drawing No.	No. off	Class of Store	Denom. of Qty.
1	2	3	4	5	6	7
198	CAMELS, salvage, Mark 2, large	Complete		12 per set	B	each
	Consisting of:—					
—	Brackets, chain	Ref. No. 8		—	—	—
—	Brackets, link	Ref. No. 10		—	—	—
—	Chains, lifting	Ref. No. 13		—	—	—
199	Covers, canvas				B	each
—	Eyelets, brass, $\frac{3}{4}$ in. i.d.	Ref. No. 16		—	—	—
4	Harness, hair belting	C/w fittings		1 per camel	B	each
—	Brackets, chain	Ref. No. 8		—	—	—
—	Inners	Ref. No. 2		—	—	—
—	Links, "D"	Ref. No. 20		—	—	—
—	Links, triangular	Ref. No. 21		—	—	—
	Rings, end, $\frac{7}{8}$ in. mild steel:—					
22	Large			1 per camel	C	each
23	Small			1 per camel	C	"
28	CHAMBERS, priming	For use with Pumps, Tangve, Ref. No. 141		1 per unit	A	"
	Spares:—					
29	Cocks, water, $1\frac{1}{4}$ in.				B	"
30	Valves, wheel, $\frac{1}{2}$ in.				B	"
223	COMPRESSOR/PUMP UNITS	Mounted on one bedplate comprising Ref. Nos. 139, 200, 141 and 42QA/600.		—	A	"
	Accessories:—					
166	Slings, wire, four-legged			1	B	"
170	Wheels, bedplate			2	B	"
	Spares:					
	Belting, endless, "V":—					
298	Type 55A	For use with Ref. No. 139		1	C	"
206	Type 97B	For use with Ref. No. 200		4	C	"
297	Type A60	For use with Ref. No. 139 and 141		3	C	"

RESTRICTED

RESTRICTED

MARINE SALVAGE EQUIPMENT

SECTION 16P—cont.

Ref. No.	Nomenclature	Detail	Part or Drawing No.	No off	Class of Store	Denom. of Qty.
1	2	3	4	5	6	7
200	COMPRESSORS, air	Broom and Wade. Type D.13	1 per unit	A	each
	Spares:—					
201	Gauges, oil level	Pt. No. 1938		A	"
202	Joints	Complete set		C	set
203	Rings, piston	Pt. No. 1832		B	each
204	Rings, plunger	Pt. No. 1886		B	"
	Springs:—					
205	Delivery valve	Pt. No. 1837		C	"
206	Suction	Pt. No. 1854		C	"
207	Unloader	Pt. No. 1887		C	"
208	Unloading cylinder (main)	Pt. No. 1883		C	"
	DIVING EQUIPMENT, shallow water:—					
229	Apparatus, breathing	Salvus complete	Adm. Patt. 3485		A	"
	Spares:					
291	Bottles, oxygen	1	B	"
230	Boxes, stowage	Adm. Patt. 3497	1	B	"
231	Charges, protosorb	Adm. Patt. 3489	25	C	"
232	Diaphragms	For reducers	Adm. Patt. 3491	6	C	"
233	Funnels	For charging canisters	Adm. Patt. 3490	1	C	"
234	Plugs, blank	Adm. Patt. 3742	1	C	"
235	Springs, relief valve	Adm. Patt. 3494	1	C	"
	Valves:—					
250	Floating	For reducers	Adm. Patt. 3492	6	C	"
251	Outlet	Adm. Patt. 3741	1	C	"
252	Relief	Adm. Patt. 3493	1	C	"
253	Washers, by-pass valve	For glands	Adm. Patt. 3496	6	C	"
254	Washers, set	Adm. Patt. 3495	6 in number	C	set
236	Tools, and testing set	Complete	Adm. Patt. 3498	1 per 2	A	"
	Consisting of:—					
237	Drifts	For replacing gauges and split rings	1	B	each
238	Flowmeters	Graduated in litres and half litres	1	B	"

RESTRICTED

Issued with A.I. 156 to A.P. 1086, Book 15, Second Edition

RESTRICTED

MARINE SALVAGE EQUIPMENT

SECTION 16P—cont.

Ref. No.	Nomenclature	Detail	Part or Drawing No.	No. off	Class of Store	Denom. of Qty.
1	2	3	4	5	6	7
	DIVING EQUIPMENT, shallow water—cont.					
	Apparatus, breathing—cont.					
	Tools, and testing set—cont.					
	Consisting of cont.					
239	Gauges, standard	For removing split rings and gauges	1	B	each
240	Prickers	For removing screw plug	1	B	"
241	Screwdrivers, small	For spindle nuts	1	B	"
242	Screwdrivers, split	1	B	"
	Spanners:—					
243	Double-ended	For gland nuts and adjusting sleeves	1	B	"
244	Loop	For removing blank caps of reducers	1	B	"
245	Shifting	For general purposes	1	B	"
246	Tommy	For removing diaphragms	2	B	"
247	Tongs	For removing domes	1	B	"
248	Tubes, I.R.	For connecting flowmeters	1	B	"
255	Dress, shallow water	Complete	1	A	"
	Consisting of:—					
256	Adapters	C/w Schiader valve for testing dress	Adm. Patt. 3443	1	B	"
257	Baffles, air	For mouthpiece fitting	Adm. Patt. 3428	1 per dress	C	"
258	Bags, protecting	For oxygen bag of "Salvus"	Adm. Patt. 3460	1 per dress	C	"
	Bands, wrist, gray	Ref. No. 61	2 pairs	C	"
259	Belts, canvas	C/w braces for weights	Adm. Patt. 3421	1	C	each
260	Bolts	C/w nuts and fibre washers. For securing mouthpiece dome.	Adm. Patt. 3440	1 per dress	C	"
261	Eyes	C/w nuts for front window	Adm. Patt. 3435	2 sets per dress	C	set
262	Buckles, head strap	Adm. Patt. 3451	2 per dress	C	each
40	Cases, knife brass	Adm. Patt. 112	1 per dress	A	"
263	Clamps	For securing skirt	Adm. Patt. 3430	1 per dress	C	"
264	Connections, air nose	C/w bolts, nuts, spring washers and back plates.	Adm. Patt. 3424	1 per dress	B	"
265	Cuffs	Adm. Patt. 3458	2 per dress	C	"
266	Diaphragms	Adm. Patt. 3456	2 per dress	C	"

RESTRICTED

RESTRICTED

MARINE SALVAGE EQUIPMENT

SECTION 16P—cont.

Ref. No.	Nomenclature	Detail	Part or Drawing No.	No. off	Class of Store	Denom. of Qty.
1	2	3	4	5	6	7
	DIVING EQUIPMENT, shallow water—cont.					
	Dress, shallow water—cont.					
	Consisting of:—					
290	Dress		Adm. Patt. 3420	1	A	each
267	Extension-pieces	Webbing 15 in. long. For Jock strap of "Salvus".	Adm. Patt. 3431	1 per dress	C	"
268	Frames	C/w Perspex for front windows	Adm. Patt. 3449	1 per dress	D	"
269	Keys	For removing outlet valve retaining rings	Adm. Patt. 3459	1 per dress	D	"
270	Clamps, skirt		Adm. Patt. 3441	1 per dress	D	"
55	Knives, improved		Adm. Patt. 110	1 per dress	D	"
271	Mouthpieces, dome	C/w bolts, nuts, fibre washers and back plates.	Adm. Patt. 3450	1 per dress	D	"
272	Mouthpieces, rubber	C/w corrugated extension tubes	Adm. Patt. 3439	1 per dress	C	"
273	Nuts	C/w spring washers for "U" tubes	Adm. Patt. 3447	2 per dress	C	"
274	Skirts		Adm. Patt. 3442	2 per dress	C	"
275	Perspex	For front windows	Adm. Patt. 3433	1 per dress	C	"
276	Shoes, weighted		Adm. Patt. 3425	1 pair per dress	A	pair
277	Soles, lead, 1 $\frac{3}{4}$ lb.		Adm. Patt. 3427	4 pairs per dress	D	"
278	Skirts	Black rubber sheet	Adm. Patt. 3445	$\frac{1}{4}$ yard per dress	D	yd.
-	Solution, rubber	Medal brand. Reference 16B/2206	Adm. Patt. 3446	1 tube per dress		—
279	Screws, front window	C/w nuts and spring washers for front window.	Adm. Patt. 3454		C	each
280	Screws, window frame	For securing Perspex window frames	Adm. Patt. 3448		C	"
281	Tubes, corrugated	C/w union nuts at each end. For "Salvus" mouthpieces to canisters.	Adm. Patt. 3429	1 per dress	C	"
282	Tubes, "U", with adaptors	C/w bolts, nuts, spring washers and back-plates. For connecting air nose.	Adm. Patt. 3424	1 per dress	D	"
283	Twill, prepared		Adm. Patt. 42	$\frac{1}{2}$ yard per dress	C	yd.
284	Valves, relief	Screw down complete	Adm. Patt. 3452	1 per dress	D	each
286	Washers, leather	For union nuts	Adm. Patt. 3438	1 per dress	C	"

RESTRICTED

RESTRICTED

MARINE SALVAGE EQUIPMENT

SECTION 16P—cont.

Ref. No.	Nomenclature	Detail	Part or Drawing No.	No. off	Class of Store	Denom. of Qty.
1	2	3	4	5	6	7
	DIVING EQUIPMENT, shallow water—	<i>cont.</i>				
	Dress, shallow water— <i>cont.</i>					
	Consisting of— <i>cont.</i>					
	Washers, rubber:—					
289	Admiralty Patt. 3434	For front windows	1 per dress	C	each
287	Admiralty Patt. 3436	For mouthpiece dome fitting	set of 2 per dress	C	"
288	Admiralty Patt. 3455	For front frame windows	1 per dress	C	"
285	Weights, curved "D". 7 lb.	Adm. Patt. 3423	4 per dress	B	"
31	DIVING GEAR	Standard Admiralty Patt. 2-diver sets		A	"
	Consisting of:—					
32	Accumulators, "Nife"	Patt. 8117	<i>Per set</i> 5	C	"
—	Batteries, primary, dry, 1.5 v.	Reference 5J/9101135	3		—
33	Belts, improved	2	B	each
34	Belts, weight	To carry 45 lb.	2	B	"
121	Books, instruction	1	B	"
36	Boots	Wooden and lead soles; brass toe caps	2 pairs	B	pair
209	Boxes, battery	Fitted with switch to enable the two divers to communicate with each other.	1	B	each
37	Boxes, tin	For valve springs, etc.	1	B	"
35	Breast-ropes, 300 ft.	C/w connections for diver's helmet and battery box.	2	B	"
38	Cans, oil, tin	1	B	"
39	Caps, iron	For use with Ref. No. 58	2	B	"
41	Caps, woollen	2	B	"
—	Cases, knife, brass	Ref. No. 40	2		—
42	Chests	For helmets and dresses	2	B	each
44	Connections, steel	For accumulators	3	B	"
210	Corselets	—	C	"
43	Cushions	For helmets	2	C	"
45	Drawers, woollen	6 pairs	C	pair
47	Dresses, I.R., large	Six-bolt patt. lace-up legs	1	B	each

RESTRICTED

RESTRICTED

MARINE SALVAGE EQUIPMENT

SECTION 16P—cont.

Ref. No.	Nomenclature	Detail	Part or Drawing No.	No. off	Class of Store	Denom. of Qty.
1	2	3	4	5	6	7
	DIVING GEAR—cont.					
	Consisting of—cont.					
46	Dresses, I.R., medium	Six-bolt, patt. lace-up legs	1	B	each
—	Electrolyte, Type A	3-lb. containers, Reference 33C/541. For use with accumulators, "Nife", Ref. No. 32.	—	—	—
127	Expanders, cuff, metal	1 pair	B	pair
48	Frocks, woollen	6	C	each
49	Gloves, gauntlet, I.R.	2 pairs	C	pair
50	Handles, 22 in. M.S.	Fitted with 4 spills. For use with Pumps, air, Ref. No. 58.	2	B	each
51	Helmets	C/w telephone transmitter and valves	2	A	each
52	Holders, metal	For use with Belts, weight, Ref. No. 34	2	B	"
53	Jackets, overall	2	C	"
54	Junction-pieces	4-way, for deep diving	2	B	"
—	Knives, improved	Ref. No. 55	2	C	—
211	Oil, deodorized, nut	1	C	—
57	Pipes, air, floating	C/w unions, 45-ft. lengths	2	B	each
56	Pipes, air, sinking	C/w unions, 30-ft. lengths	4	B	"
58	Pumps, air	Improved, in chest	1	A	"
59	Punches, washer	1	B	"
213	Receivers, attendant	For telephone (divers)	1	B	"
212	Receivers, divers	For telephone (divers)	2	B	"
61	Rings, wrist, I.R., broad, grey	6	C	"
60	Rings, wrist, I.R., red	6	C	"
62	Screwdrivers, large	1	B	"
63	Screwdrivers, small	1	B	"
	Spanners:—					
64	Double-ended, 1¼ in. × 7/8 in.	2	B	"
65	Socket	—	—	"
66	Socket	Fitted with "T" handle and hexagon spanner	1	B	"

RESTRICTED

RESTRICTED

MARINE SALVAGE EQUIPMENT

SECTION 16P— cont.

Ref. No.	Nomenclature	Detail	Part or Drawing No.	No. of	Class of Store	Denom. of Qty.
1	2	3	4	5	6	7
	DIVING GEAR—cont.					
	Consisting of—cont. . .					
	Spanners—cont.					
68	Wing, brass	For helmet frames		1	B	each
67	Wing-nut	For helmet collars		2	B	"
69	Stockings, overall woollen			6 pairs	C	pair
214	Transmitters, attendant	To diver's telephone		2	B	each
70	Trousers, overall			2 pairs	B	pair
71	Weights, lead, back	40 lb.		2	B	each
72	Weights, lead, front	40 lb.		2	B	"
73	Wheels, fly	For use with Ref. No. 58			B	"
	Spares:—					
74	Bolts, metal, ½ in.	For cylinder covers		2	C	"
75	Cuffs, solid top, I.R.			2	C	"
77	Cups, leather	With springs in oil in sealed tins		4	B	"
78	Dresses, small, I.R.			2	B	"
79	Frames, screw with glass			2	B	"
80	Glasses, flat, oval			2	B	"
81	Glasses, flat, round			2	B	"
	Joints, union, double connecting:—					
82	Female			2	B	"
83	Male			2	B	"
	Joints, union, for air pipes:—					
84	Female			2	B	"
85	Male			2	B	"
86	Nuts, brass	For helmet collar		12	B	"
87	Nuts, iron	With washers, for air pump		2	B	"
88	Screws	For helmet		6	B	"
—	Solution, rubber	Reference 16B/2206. For patching		4 tins	—	—

RESTRICTED

RESTRICTED

MARINE SALVAGE EQUIPMENT

SECTION 16P—cont.

Ref. No.	Nomenclature	Detail	Part or Drawing No.	No. off	Class of Store	Denom. of Qty.
1	2	3	4	5	6	7
	DIVING GEAR—cont.					
	Spares—cont.					
	Springs:—					
89	Inlet valve	For helmet	4	C	each
90	Outlet valve	For helmet	4	C	"
91	Universal	2	C	"
92	Twill, prepared	For patching	3 yards	C	yd.
93	Valves, universal	For air pump	2	C	each
	Washers, leather:—					
99	Air nozzles, oil	8	C	"
94	Air pipe	12	C	"
96	Corselet rings	12	C	"
97	Front glass of helmet	1	C	"
98	Inlet valve of helmet	1	C	"
95	Lower valve	1	C	"
100	Piston rod gland	4	C	"
101	Pressure gauge union	8	C	"
102	Universal valve	1	C	"
—	ENGINES, Lister, Type G.2:—	Reference 42QA/600. For general reference to spares, see A.P.2247, Section 42QA, Part 2, Provisional.	—	—	—
	Spares:—					
135	Funnels, fuel	Per set 1	B	each
	Tools:—					
134	Boxes, tool	1	B	"
136	Pliers	1 pair	B	"
—	Screwdrivers, large	Ref. No. 62	1	—	—
—	Screwdrivers, small	Ref. No. 63	1	—	—

RESTRICTED

Issued with A/L.156 to A.P.1086, Book 15, Second Edition
RESTRICTED
11

MARINE SALVAGE EQUIPMENT

SECTION 16P—cont.

Ref. No.	Nomenclature	Detail	Part or Drawing No.	No. off	Class of Store	Denom. of Qty.
1	2	3	4	5	6	7
—	ENGINES, Lister, Type G.2 cont					
	Tools—cont.					
	Spanners:—					
—	$\frac{3}{16}$ in. × $\frac{1}{2}$ in. <small>1-inch-10-in.</small>	Reference 1L/24	1	—	—
—	$\frac{5}{16}$ in. × $\frac{1}{2}$ in. <small>1-inch-10-in.</small>	Reference 1L/25	1	—	—
—	$\frac{7}{16}$ in. × $\frac{1}{2}$ in. <small>1-inch-10-in.</small>	Reference 1C/2249	1	—	—
—	$\frac{9}{16}$ in. × $\frac{1}{2}$ in. <small>1-inch-10-in.</small>	Reference 42AA/544	1	—	—
—	Box	Reference 16C/2134	1	—	—
	FABRICS:—	For patching material				
	Bags, rubber:—	For use with inners, Ref. No. 227.				
104	Part No. 27015		C	each
103	Part No. 656006		C	..
105	Canvas, "Kutch" proofed	For use with Covers, Ref. No. 3, 7 and 199		C	..
106	D.T.D.448/B, Fabric 448/B		C	..
	HOSES, air:—					
	Flexible, metallic:—					
150	$1\frac{1}{2}$ in. 6-ft. lengths	C/w unions. For use with Ref. Nos. 142 and 200.	2	B	..
153	$1\frac{1}{2}$ in. 10-ft. lengths	For extension to exhaust	1	B	..
293	Couplings	For use with Ref. No. 153	—	C	..
151	$1\frac{1}{2}$ in. 20-ft. lengths	C/w unions. For use with Ref. Nos. 142 and 200.	1	B	..
152	3 in. 10-ft. lengths	For extension to air intake	1	B	..
	India rubber:—					
148	$\frac{3}{4}$ in. 12-ft. lengths	Armoured. C/w unions, for use with Ref. Nos. 1 and 5.	6	B	..
149	$\frac{3}{4}$ in. 12-ft. lengths	C/w spigot. For use with Ref. Nos. 1 and 5	1	B	..
147	$\frac{3}{4}$ in. 50-ft. lengths	C/w unions. For use with Ref. Nos. 200, 1 and 5.	18	B	..

RESTRICTED

RESTRICTED

MARINE SALVAGE EQUIPMENT

SECTION 16P—cont.

Ref. No.	Number of items	Detail	Part or Drawing No.	No. of	Class of Store	Denom. of Qty.
1	2	3	4	5	6	7
	HOSES, air cont.					
	Spares:—					
173	Washers, lead, $2\frac{3}{16}$ in. o.d., $1\frac{1}{4}$ in. i.d. $\times \frac{1}{8}$ in.	For all metallic hose unions		24	C	each
171	Washers, leather, $\frac{7}{8}$ in. o.d., $\frac{3}{4}$ in. i.d. $\times \frac{1}{8}$ in.	For $\frac{3}{4}$ -in. hose unions		48	C	"
176	Washers, leather, $3\frac{3}{8}$ in. o.d., $2\frac{3}{4}$ in. i.d. $\times \frac{1}{16}$ in.	For 3-in. hose unions		24	C	"
	HOSES, water: -					
	India rubber, delivery: -					
159	$\frac{1}{2}$ in. 10-ft. lengths	For use with Pumps, Ref. No. 139		1	B	"
	Accessories: -					
174	Clips, steel			1	C	"
157	$1\frac{1}{4}$ in. 20-ft. lengths	C/w unions. For use with Pumps, Ref. No. 140		1	B	"
155	3 in. 10-ft. lengths	C/w unions. For use with Pumps, Ref. No. 141.		2	B	"
	India rubber, suction:--					
158	$\frac{3}{4}$ in. 18-ft. lengths			1	B	"
	Accessories:—					
175	Clips, steel			1	C	"
156	$1\frac{1}{4}$ in. 20-ft lengths	C/w unions. For use with Pumps, Ref. No. 140		1	B	"
154	4 in. 10-ft. lengths			6	B	"
	Accessories:—					
--	Foot valve and strainers	Ref. No. 221		1	—	—
	Spares:					
--	Washers, lead, $2\frac{3}{16}$ in. o.d., $1\frac{1}{2}$ in. i.d. $\times \frac{1}{8}$ in.	Ref. No. 173		24	—	—
	Washers, leather, $\frac{7}{8}$ in. o.d., $\frac{3}{4}$ in. i.d. $\times \frac{1}{8}$ in.	Ref. No. 171		48	—	—

RESTRICTED

RESTRICTED

MARINE SALVAGE EQUIPMENT

SECTION 16P—cont.

Ref. No.	Nomenclature	Detail	Part or Drawing No	No. of	Class of Store	Denom. of Qty.
1	2	3	4	5	6	7
	HOSES, water—cont.					
	Spares—cont.					
—	Washers, leather, 3 $\frac{3}{8}$ in. o.d., 2 $\frac{3}{4}$ in. i.d. ∨ $\frac{1}{16}$ in.	Ref. No. 176	24	—	—
172	Washers, leather, 4 $\frac{3}{8}$ in. o.d., 3 $\frac{3}{8}$ in. i.d. ∨ $\frac{1}{4}$ in.	For 4-in. hose unions	24	C	each
	PUMPS:—					
139	Circulating water cooling	1	A	"
141	Tangye, 4-in., centrifugal	C/w 3-in. sluice valve	1	A	"
140	Semi-rotary, hand, No. 4	REF. 4R/1303	1	A	"
295	RECEIVERS, air, dinghy, salvage	R.D.M.C. 2816-7-8-9	1	A	"
142	RECEIVERS, air, large	1	A	"
	Fitted with:—					
109	Bends, gun-metal, $\frac{3}{4}$ in.	6	B	"
108	Bends, steam, 1 $\frac{1}{2}$ in.	C/w non-return valve	1	B	"
110	Containers, air filter	1	B	"
228	Filtering medium	For use with Ref. No. 110	1	B	"
217	Diving panels	1	B	"
	Fitted with:—					
218	Gauges, pressure, divers	Combined depth and pressure	2	A	"
219	Gauges, pressure, standard air	150 to 200 lb. air pressure	2	A	"
112	"T" pieces, steam	$\frac{3}{4}$ in. gas threaded	6	B	"
	Valves:—					
113	Globular wheel, $\frac{3}{4}$ in.	Gas threaded	12	B	"
292	Non-return	For use with Ref. No. 142	—	C	"
294	Pressure, air relief	—	C	"
115	Safety, 100 lb. pressure	1	A	"
114	Wheel	$\frac{1}{2}$ in. gas threaded	1	B	"

RESTRICTED

RESTRICTED

14
A-164

MARINE SALVAGE EQUIPMENT

SECTION 16P—cont.

Ref. No.	Nomenclature	Detail	Part or Drawing No.	No. of	Class of Store	Denom. of Qty.
1	2	3	4	5	6	7
	RECEIVERS, air, large—cont.					
	Spares:—					
162	Nipples, doubled-ended steam	$\frac{3}{4}$ in. gas threaded		24	B	each
163	Pipes, copper, $\frac{1}{4}$ in.	C/w unions. 16-ft. lengths		1	B	"
164	Plugs, hexagonal, screwed	$\frac{3}{4}$ in. gas threaded		12	B	"
143	RECEIVERS, air, small	Complete		1	B	"
	Fitted with:					
107	Brackets, iron			1	B	"
116	Cocks, $\frac{3}{8}$ in. gas threaded			1	B	"
220	Nipples, $1\frac{1}{2}$ in.			2	B	"
	Valves:—					
—	Globular wheel, $\frac{3}{4}$ in.	Ref. No. 113		4		
—	Pressure air relief	Ref. No. 294		—		
—	Safety. 100 lb. pressure	Ref. No. 115		1		
	Spares:—					
—	Nipples, double-ended, steam	Ref. No. 162		24		
—	Plugs, hexagonal, screwed	Ref. No. 164		12		
—	SOLUTION, rubber	For Patching. Reference 16B/2206		—		
179	SWEEPS, salvage			1	C	each
	TOOLS:—					
160	Hammers, $\frac{1}{2}$ lb.			1	B	"
	Spanners:—					
168	$\frac{7}{8}$ in. to $\frac{3}{4}$ in.			2	B	"
167	Eye	For water suction hose		2	B	"
169	Socket, $\frac{1}{4}$ in. to $\frac{5}{8}$ in.			1	B	"

RESTRICTED

RESTRICTED

MARINE SALVAGE EQUIPMENT

SECTION 16P—*cont.*

Ref. No.	Nomenclature	Detail	Part or Drawing No.	No. off	Class of Store	Denom. of Qty.
1	2	3	4	5	6	7
	VALVES, foot:—					
222	With strainer $\frac{3}{4}$ in.	For use with Hose, Ref. No. 158		1	B	each
303	With strainer $1\frac{1}{4}$ in.	For use with Hose, Ref. No. 156			B	"
221	With strainer 4 in.	For use with Hose, Ref. No. 154			B	"

RESTRICTED

RESTRICTED

MARINE SALVAGE EQUIPMENT
INDEX TO REFERENCE NUMBERS

SECTION 19P—cont.

Ref. No.	Page No.	Ref. No.	Page No.	Ref. No.	Page No.	Ref. No.	Page No.	Ref. No.	Page No.	Ref. No.	Page No.	Ref. No.	Page No.	Ref. No.	Page No.	Ref. No.	Page No.	Ref. No.	Page No.
1	1	36	8	67	10	99	11	148	12	182	1	217	14	252	5	283	7		
2	2	37	8	68	10	100	11	149	12	183	1	218	14	253	5	284	7		
3	2	38	8	69	10	101	11	150	12	184	1	219	14	254	5	285	8		
4	4	39	8	70	10	102	11	151	12	185	1	220	15	255	6	286	7		
5	3	40	6	71	10	103	12	152	12	186	2	221	16	256	6	287	8		
6	3	41	8	72	10	104	12	153	12	188	2	222	16	257	6	288	8		
7	3	42	8	73	10	105	12	154	13	189	2	223	4	258	6	289	8		
8	1	43	8	74	10	106	12	155	13	190	2	227	3	259	6	290	7		
10	1	44	8	75	10	107	15	156	13	191	3	228	14	260	6	291	5		
12	2	45	8	77	10	108	14	157	13	192	3	229	5	261	6	292	14		
13	1	46	9	78	10	109	14	158	13	193	3	230	5	262	6	293	12		
16	2	47	8	79	10	110	14	159	13	194	3	231	5	263	6	294	14		
17	3	48	9	80	10	112	14	160	15	195	3	232	5	264	6	295	14		
19	2	49	9	81	10	113	14	162	15	197	3	233	5	265	6	296	4		
20	2	50	9	82	10	114	14	163	15	198	4	234	5	266	6	297	4		
21	2	51	9	83	10	115	14	164	15	199	4	235	5	267	7	298	4		
22	4	52	9	84	10	116	15	165	1	200	5	236	5	268	7	299	1		
23	4	53	9	85	10	121	8	166	4	201	5	237	5	269	7	300	2		
24	2	54	9	86	10	127	9	167	15	202	5	238	5	270	7	303	16		
25	2	55	7	87	10	134	11	168	15	203	5	239	6	271	7				
26	2	56	9	88	10	135	11	169	15	204	5	240	6	272	7				
27	2	57	9	89	11	136	11	170	4	205	5	241	6	273	7				
28	4	58	9	90	11	139	14	171	13	206	5	242	6	274	7				
29	4	59	9	91	11	140	14	172	11	207	5	243	6	275	7				
30	4	60	9	92	11	141	14	173	13	208	5	244	6	276	7				
31	8	61	9	93	11	142	14	174	13	209	8	245	6	277	7				
32	8	62	9	94	11	143	15	175	13	210	8	246	6	278	7				
33	8	63	9	95	11	144	1	176	13	211	9	247	6	279	7				
33	8	64	9	96	11	145	1	179	15	212	9	248	6	280	7				
34	8	65	9	97	11	146	1	180	1	213	9	250	5	281	7				
35	8	66	9	98	11	147	12	181	1	214	10	251	5	282	7				

RESTRICTED

RESTRICTED

RESTRICTED

Issued with A/L.156 to A.P.1086, Book 15, Second Edition

PERIODICAL INSPECTION OF EQUIPMENT—STORAGE CATEGORIES

For details of different storage categories see A.P.1086, Book 1, Second Edition, Memorandum of Instructions, Part 3.

**MARINE SALVAGE EQUIPMENT
SECTION 16P**

Unless specifically shown below all items in this sub-section have an indefinite shelf life under normal storage conditions and are therefore in category 4.

Generic Heading	Category	Periodicity of Inspection in *Temperate Climates	
		Packaged	Unpackaged
BATTERIES, telephone	3	1 year	½ yearly
CANVAS	2	3 years	1 year
DIVING EQUIPMENT	2	1 year	—
FABRICS	2	3 years	1 year
HOSE, water and air	2	3 years	1 year
PROTOSORBS	3	2 years	½ yearly
SOLUTION, rubber	2	1 year	1 year
TELEPHONES, diver's	1	3 years	½ yearly

*For method of calculating periodicity of inspection in tropical climates see A.P.1086, Book 1, Second Edition, Memorandum of Instructions, Part 3.

RESTRICTED

Issued with A/L 108

AIR PUBLICATION 1086
BOOK 15
SECOND EDITION

SECTION 39 B

HANGARS—BESSONNEAU

ITEMS UNDER SECTION 39B
ARE COVERED BY VOTE ~~743~~ 793

RESTRICTED

VOCABULARY OF ROYAL AIR FORCE EQUIPMENT

HANGARS—BESSONNEAU

SECTION 39B

(11th April, 1957)

REF. No.	NOMENCLATURE	DETAIL	PART No.	No. OFF	CLASS OF STORE	DENOM. OF QTY.
1	2	3	4	5	6	7
	HANGARS, BESSONNEAU, TYPE H					
	COVERS :—					
172	Curtain, front, L.H.	155		A	each
173	Curtain, front, R.H.	154		A	"
174	Gable end, front	153		A	"
175	Gable end, rear	152		A	"
	Roof, front :—					
304	“ C ”	226		A	"
	Roof, intermediate :—					
305	“ E ”	227		A	"
306	“ F ”	229		A	"
	Roof, rear :—					
307	“ D ”	228		A	"
	Side —					
308	End “ A ”	222		A	"
309	End “ B ”	224		A	"
310	Intermediate “ G ”	223		A	"
	FRAMES, complete :—					
275	3-bay	65 ft. × 39 ft. 6 in		A	"
200	6-bay	65 ft. × 79 ft.		A	"
202	9-bay	65 ft. × 120 ft.		A	"
270	12-bay	65 ft. × 160 ft.		A	"

RESTRICTED

RESTRICTED

HANGARS—BESSONNEAU

SECTION 39B—cont.

REF. No	NOMENCLATURE	DETAIL	PART No.	No. OFF	CLASS OF STORE	DENOM. OF QTY.
1	2	3	4	5	6	7
HANGARS, BESSONNEAU, TYPE H—cont.						
SPARES						
A/153	185	BACS, canvas, reef ropes	With choke mouth, eyelets and running cord ..		A	each
	238	BEAMS, anchorage ballast box	191	A	each
	233	BLOCKS, pulley curtain :— Double	86	A	"
	234	Single	87	A	"
	BOLTS AND NUTS :—					
	Cuphead :—					
	147	$\frac{5}{16}$ in. × 1 in.		C	doz.
	148	$\frac{5}{16}$ in. × $1\frac{1}{4}$ in.		C	"
	149	$\frac{5}{16}$ in. × $2\frac{1}{4}$ in.		C	"
	150	$\frac{5}{16}$ in. × $2\frac{3}{4}$ in.		C	"
	151	$\frac{5}{16}$ in. × $1\frac{1}{2}$ in.		C	"
	256	in. × 2 in.		C	"
	257	in. × $2\frac{1}{4}$ in.		C	"
	258	in. × $2\frac{3}{4}$ in.		C	"
	152	in. × $2\frac{3}{4}$ in.		C	"
	153	in. × 3 in.		C	each
	154	in. × $3\frac{1}{4}$ in.		C	"
	259	in. × $3\frac{1}{4}$ in.		C	"
	155	in. × $3\frac{3}{4}$ in.		C	"
	156	in. × 4 in.		C	"
	186	in. × $4\frac{1}{2}$ in.		C	"
	157	in. × $5\frac{1}{2}$ in.		C	"
	260	in. × $5\frac{3}{4}$ in.		C	"
	261	in. × 6 in.		C	"
	158	in. × $6\frac{1}{4}$ in.		C	"

RESTRICTED

RESTRICTED

HANGARS—BESSONNEAU

SECTION 39B—cont.

REF. No.	NOMENCLATURE	DETAIL	PART No.	No. OFF	CLASS OF STORE	DE NOM. OF QTY.
1	2	3	4	5	6	7
HANGARS, BESSONNEAU, TYPE H—cont.						
SPARE S—cont						
BOLTS AND NUTS—cont.						
Cuphead—cont.						
262	in. × 7 in.	each
263	in. × 10½ in.	"
159	in. × 1½ in.	"
160	in. × 5½ in.	"
161	in. × 6¾ in.	"
162	in. × 2 in.	doz.
264	in. × 2½ in.	"
163	in. × 3½ in.	each
164	in. × 3¾ in.	"
165	in. × 4 in.	"
265	in. × 7½ in.	"
166	in. × 7½ in.	"
167	in. × 8 in.	"
168	in. × 9 in.	"
169	in. × 9½ in.	"
170	in. × 10 in.	"
187	in. × 10½ in.	"
266	in. × 10¾ in.	"
171	in. × 11 in.	"
188	in. × 11½ in.	"
189	in. × 16 in.	"
267	in. × 4 in.	"
Sets, complete in box :—						
276	3-bay	set
277	6-bay	"
278	9-bay	"
379	12-bay	"

RESTRICTED

Issued with A/L 108 to A.P.1086—Book 15, Second Edition

RESTRICTED

HANGARS—BESSONNEAU

SECTION 39B—cont.

REF. No.	NOMENCLATURE	DETAIL	PART No.	No. OFF	CLASS OF STORE	DENOM. OF QTY.
1	2	3	4	5	6	7
HANGARS, BESSONNEAU, TYPE H—cont.						
SPARES—cont.						
BOLTS AND NUTS—cont.						
Whitworth :—						
268	$\frac{1}{3}$ in. \times 1 $\frac{3}{8}$ in.	C	doz.
269	$\frac{3}{8}$ in. \times 1 $\frac{9}{16}$ in.	C	"
BOLTS in body :—						
C/w nuts and washers.						
Large flying buttress :—						
13	$\frac{1}{2}$ in. \times 1 ft. 4 $\frac{1}{2}$ in.	C	each
12	$\frac{1}{2}$ in. \times 2 ft. 0 in.	C	"
11	$\frac{1}{2}$ in. \times 2 ft. 5 in.	C	"
10	$\frac{1}{2}$ in. \times 2 ft. 8 in.	C	"
8	$\frac{1}{2}$ in. \times 2 ft. 9 $\frac{1}{2}$ in.	C	"
9	$\frac{1}{2}$ in. \times 2 ft. 10 in.	C	"
Small flying buttress :—						
14	$\frac{3}{8}$ in. \times 1 ft. 0 $\frac{3}{8}$ in.	C	"
15	$\frac{3}{8}$ in. \times 1 ft. 3 $\frac{1}{4}$ in.	C	"
BOLTS, tie, $\frac{1}{2}$-in. roof truss :—						
C/w nuts and washers.						
271	2 ft. 3 in.	C	"
7	3 ft. 11 $\frac{1}{4}$ in.	C	"
6	5 ft. 2 $\frac{3}{4}$ in.	C	"
5	6 ft. 3 $\frac{3}{8}$ in.	C	"
4	7 ft. 0 in.	C	"
3	7 ft. 8 in.	C	"
2	8 ft. 4 $\frac{1}{4}$ in.	C	"
BOXES :—						
203	Anchorage ballast	Complete, comprising one each of Ref. Nos. 204, 257 and 238.	189	A	each

RESTRICTED

RESTRICTED

HANGARS—BESSONNEAU

SECTION 39B—cont.

R.F.F. No.	NOMENCLATURE	DETAIL	PART No.	No. OFF	CLASS OF STORE	DENOM. OF QTY.
1	2	3	4	5	6	7
HANGARS, BESSONNEAU, TYPE H—cont.						
SPARE S—cont.						
BOXES—cont.						
943	Hasps		139		C	each
243	Keys		146		C	each
190	No. 1	For bolts, empty	135		A	"
191	No. 2	For plates, empty	136		A	"
192	No. 3	For wire rope, empty	137		A	"
247	Padlocks, galvanized <i>Iron</i>	<i>C/w keys Qd 29-4/910-8186</i>	145		C	"
246	Pieces, corner, M.S.		142		C	"
244	Staples	With nuts	140		C	"
942	Straps, hinged		138		C	"
BRACKETS :—						
16	No. 1	Truss to stanchion	27		C	"
17	Post to truss	Long pane	8		C	"
20	Teepest to truss, rear end		96		C	"
21	Teepest to truss, rear end		97		C	"
297	BUCKLES, rear gable door				C	"
BUTTRESSES, flying :—						
Intermediate, rear end :—						
280	9-bay and 12-bay		215		A	"
314	Braccs, diagonal		216		C	"
315	Clamps		217		C	"
22	Large		29		A	"
23	Small		39		A	"
204	Chains	Anchorage ballast box	192		A	"
24	Clamps		52		A	"
25	Clamps for guy wires		161		A	"
943	Claps	Large flying buttresses	38		A	"

1/53

RESTRICTED

Issued with A/L 108 to A.P. 1086—Book 15, Second Edition

RESTRICTED

HANGARS—BESSONNEAU

SECTION 39B—cont.

REF. No.	NOMENCLATURE	DETAIL	PART No.	No. OFF	CLASS OF STORE	DENOM. OF QTY.
1	2	3	4	5	6	7
HANGARS, BESSONNEAU, TYPE H—cont.						
SPARE S—cont.						
	CANVAS :—					
273	Cotton	36 in. wide			C	yd.
316	Cotton	37 in. wide. Spec. No. E-4474 DEF 1107 <i>part 1990</i>			C	"
318	Flax	37 in. wide. Spec. No. BS.2F.38			C	"
	CLEATS :—					
239	Connecting, ground rope to front stanchion bases	168		C	each
26	Connecting, legs of stanchions to sleepers	6		C	"
28	Head	Small flying buttresses	20		C	"
	Rafter :—					
29	Intermediate	99		C	"
30	Intermediate	100		C	"
33	Tee post	115		C	"
32	Torsel	98		C	"
34	Top	Large flying buttresses	31		C	"
35	CLIPS, tie	Intermediate and ridge clips	48		C	"
	CROSS BRACES :—					
	Gable end :—					
37	Inner bays	93		A	"
38	Outer bays	19		A	"
39	Outer bays	18		A	"
40	Long pane	13		A	"
	CROSS BRACINGS :—					
	Under intermediate ridge :—					
42	Bays 2, 3, 4 and 5	108		A	"
43	Entrance bay	109		A	"
—	Rear bay	Ref. No. 43	—		—	—

A/L 153

RESTRICTED

RESTRICTED

HANGARS—BESSONNEAU

SECTION 39B—cont.

REF. No	NOMENCLATURE	DETAIL	PART No.	No. OF	CLASS OF STORES	DENOM. OF QTY
1	2	3	4	5	6	7
HANGARS, BESSONNEAU, TYPE H—cont.						
SPARE S—cont.						
CROSS BRACINGS—cont.						
Under ridge :—						
45	Bays 2, 3, 4 and 5	107		A	each
46	Entrance bay	106		A	"
—	Rear bay	Ref. No. 46		—	"
240	DUMMY ENDS	Large flying buttresses for joints in transport ..	193		A	each
EQUIPMENT SETS :—						
282	3-bay			A	set
283	6-bay			A	"
284	9-bay			A	"
285	12-bay			A	"
EYEBOLTS :—						
319	3 in.	C/w nut and loose washer 1½ in. diam. ..	162		C	each
EYEBOLTS, corner stanchion :—						
286	12 in.	167		C	"
287	17 in.	169		C	"
FISHPLATES :—						
52	Ridge and intermediate purlins	69		C	"
53	Ridge and intermediate purlins	73		C	"
55	Ridge and intermediate purlins	75		C	"
57	Ridge and intermediate purlins	72		C	"
288	CUYS, WIRE, etc.	Complete in box. For all hangars ..			A	set

RESTRICTED

RESTRICTED

153

HANGARS—BESSONNEAU

SECTION 39B—cont.

REF. No.	NOMENCLATURE	DETAIL	PART No.	No. OFF	CLASS OF STORE	DENOM. OF QTY.
1	2	3	4	5	6	7
HANGARS, BESSONNEAU, TYPE H—cont.						
SPARES—cont.						
HOOKS :—						
222	13 cwt.	For roof sheets			C	each
290	Caliper		208		C	"
224	Slip		170		C	each
182	LADDERS, extending	13 ft. closed, opening to approx. 35 ft. (In three sections.)			A	"
PICKETS, screw :—						
229	2 ft. 6 in.		131		A	"
—	3 ft. 6 in., Type B	Reference 4GB/1497			—	—
—	5 ft., Type A	Reference 4GB/1498			—	—
PLATES :—						
59	Clamp		53		C	each
—	Ground	Reference 4GB/1499. For screw picket			—	—
Gusset, roof truss, bottom :—						
61	No. 2		55		C	each
63	No. 4		57		C	"
65	No. 6		60		C	"
66	No. 7		59		C	"
69	No. 10		63		C	"
71	No. 12		65		C	"
73	No. 14		67		C	"
74	No. 15		68		C	"
Gusset, roof truss, top :—						
60	No. 1		54		C	"
62	No. 3		56		C	"

4153
RESTRICTED

RESTRICTED
8

HANGARS—BESSONNEAU

SECTION 39B—cont.

Issued with A/L 108 to A.P. 1086—Book 15, Second Edition

RESTRICTED

REF. No.	NOMENCLATURE	DETAIL	PART No.	No. OFF	CLASS OF STORE	DENOM. OF QTY.
1	2	3	4	5	6	7
	HANGARS, BESSONNEAU, TYPE H—cont.					
	SPARES—cont.					
	PLATES—cont.					
	Gusset, roof truss, top—cont.					
64	No. 5	58		C	each
67	No. 8	61		C
68	No. 9	62		C
70	No. 11	64		C
72	No. 13	66		C
	Joint, truss :—					
75	Intermediate ridge	51		C
76	Ridge	47		C
77	Under intermediate ridge	50		C
78	Under ridge	49		C
	Plinth :—					
81	For outer intermediate sides	10		C
	For side outer plinth :—					
80	At back of hangar	114		C
79	At corner of stanchions	23		C
201	Sets			C	set
	To connect back inner plinth					
82	L.H.	21		C	each
—	R.H.	Ref. No. 82		—	—
317	Washer	7		C	each
	PLINTHS :—					
	Gable end :—					
86	Inner	113		A
87	Outer, L.H.	24		A
—	Outer, R.H.	Ref. No. 87		—	—
89	Long pane	12		A	each

4/53

RESTRICTED

HANGARS—BESSONNEAU

SECTION 39B—cont.

REF. No.	NOMENCLATURE	DETAIL	PART No.	No. OF OFF	CLASS OF STORE	DENOM. OF QTY.
1	2	3	4	5	6	7
HANGARS, BESSONNEAU, TYPE H—cont.						
SPARES—cont.						
	POSTS, tee :—	For rear gable.				
90	Inner, L.H.	90		A	each
91	Inner, R.H.	91		A	"
92	Intermediate, L.H.	88		A	"
93	Intermediate, R.H.	89		A	"
94	PURLINS	103		A	"
95	Intermediate, L.H.	101		A	"
—	Intermediate, R.H.	Ref. No. 95	—		—	—
97	Ridge	102		A	each
	Under ridge :—					
98	Bay, 2, 3, 4 and 5	105		A	"
99	Entrance bay	104		A	"
—	Rear bay	Ref. No. 99	—		—	—
	RAFTERS :—					
101	Inner section, L.H.	112		A	each
102	Inner section, R.H.	111		A	"
103	Outer section	Left hand and right hand	110		A	"
292	ROLLER CARRIAGE	Complete			A	"
	ROPES :—					
	Fine steel wire, $\frac{3}{4}$ in. circumference :—					
218	9 ft. long	Inside thimbles, bare	177		A	"
180	Sets, complete with fixings to Drg. No. A.D.6681			A	set
	Fine steel wire, $1\frac{1}{4}$ in. circumference :—	Inside thimbles, bare.				
216	14 ft. 6 in. long	178		A	each
215	22 ft. long	175		A	"

RESTRICTED

RESTRICTED

HANGARS—BESSONNEAU

SECTION 39B—cont

REF. No.	NOMENCLATURE	DETAIL	PART No.	No. OFF	CLASS OF STORE	DENOM. OF QTY.
1	2	3	4	5	6	7
HANGARS, BESSONNEAU, TYPE H—cont.						
SPARES—cont.						
ROPES—cont.						
Fine steel wire, 1½ in. circumference—cont.						
214	29 ft. long	173		A	each
217	68 ft. 2 in. long	179		A	„
184	Reef, diagonal	195		A	set
SCREWS, stretching :—						
220	Fitted with bolts ⅝ in. × 1½ in. long	166		A	each
219	Fitted with bolts ⅝ in. × 1½ in. long and hook, Ref. No. 222	163		A	„
SHACKLES :—						
237	Anchorage, ballast box	190		A	„
225	For bottom of curtains	164		A	„
193	Ground rope	172		A	„
SHOE ENDS :—						
118	Large flying buttress	30		A	„
119	Small flying buttress	40		A	„
SLEEPERS :—						
120	Large flying buttress	3		A	„
122	Short	Under rear tee posts	1		A	„
121	Small flying buttress	4		A	„
206	Stanchion bases	2		A	„
SPANNERS :—						
—	⅝ in. × ⅝ in.	Double-ended, open jaw. Reference 1C/6325	—		—	—
—	⅝ in. × ⅝ in.	Reference 1C/6326	—		—	—
—	⅝ in. × ⅝ in.	Reference 1C/6329	—		—	—

RESTRICTED

RESTRICTED

HANGARS—BESSONNEAU

SECTION 39B—cont.

REF. No.	NOMENCLATURE	DETAIL	PART No.	No. OFF	CLASS OF STORE	DENOM. OF QTY.
1	2	3	4	5	6	7
HANGARS, BESSONNEAU, TYPE H—cont.						
SPARES—cont.						
STANCHIONS, BUTTRESS :—						
Back corner :—						
123	L.H.	25		A	each
124	R.H.	17		A	"
Front corner :—						
125	L.H.	26		A	"
126	R.H.	28		A	"
127	Intermediate, left and right hand	5		A	"
298	STRAPS, rear gable door			A	"
293	STROPS, wire, 18 in.	For stanchion bases		A	"
STRUTS, truss, angle :—						
128	L.H.	16		A	"
129	R.H.	15		A	"
SUPPORTS, snow :—						
311	Blocks	9 in. × 9 in. × 3 in.		A	"
289	Hinges			C	"
312	L.H.	219		A	"
313	R.H.	220		A	"
181	TACKLE, erecting set	Consisting of 1 pulley snatch block, 1 pulley block with 200 ft. of 2½-in. rope, four 150-ft. lengths of 2-in. rope, and four 70-ft. lengths of 2-in. rope, each length fitted with hook at one end.		A	set

RESTRICTED

RESTRICTED

HANGARS—BESSONNEAU

SECTION 39B—cont

Issued with A.I.L. 108 to A.P.1086—Book 15, Second Edition

RESTRICTED

REF No.	NOMENCLATURE	DETAIL	PART No.	NO. OFF	CLASS OF STORE	DENOM. OF QTY.
1	2	3	4	5	6	7
HANGARS, BESSONNEAU, TYPE H—cont.						
SPARES—cont						
130	THIMBLES	171		C	each
131	TORSELS	11		A	"
TRACKS, roller :—						
105	For entrance curtains	84		A	"
106	For entrance curtains	85		A	"
194	TRESTLES, erecting			A	"
TRUSSES :—						
No. 1 :—						
132	Inner, L.H.	83		A	"
133	Inner, R.H.	81		A	"
134	Outer, L.H.	82		A	"
135	Outer, R.H.	80		A	"
Nos 2 to 6 :—						
136	Inner, L.H.	79		A	"
137	Inner, R.H.	77		A	"
138	Outer, L.H.	78		A	"
139	Outer, R.H.	76		A	"
No. 7 :—						
140	Inner, L.H.	46		A	"
141	Inner, R.H.	44		A	"
142	Outer, L.H.	45		A	"
143	Outer, R.H.	43		A	"

RESTRICTED

COMPLETE WITH BOLTS TIE REFS 3 74
 COMPLETE WITH BOLTS TIE REFS 6-7 9 271
 REFS 6-7 9 271
 REFS 6-7 9 271

HANGARS—BESSONNEAU

SECTION 39B—*cont.*

REF No	NOMENCLATURE	DETAIL	PART No.	No. OFF	CLASS OF STORE	DENOM. OF QTY.
1	2	3	4	5	6	7
	HANGARS, BESSONNEAU, TYPE H— <i>cont.</i>					
	SPARES— <i>cont.</i>					
221	TURNBUCKLES	$\frac{1}{2}$ in. fitted with hook	165		A	each
	VALISES, packing :—					
253	Curtains, front	Complete with ropes and labels.	181		A	„
254	Gables, end	All hangars	182		A	„
255	Sheets, roof	All hangars	181		A	„
	Sheets, side :—					
250	6-bay	180		A	„
251	9-bay	201		A	„
252	12-bay	202		A	„

RESTRICTED

RESTRICTED

HANGARS—BESSONNEAU
INDEX TO REFERENCE NUMBERS
SECTION 39B—cont.

Ref. No.	Page No.	Ref. No.	Page No.	Ref. No.	Page No.	Ref. No.	Page No.	Ref. No.	Page No.	Ref. No.	Page No.	Ref. No.	Page No.	Ref. No.	Page No.	Ref. No.	Page No.
2	4	42	6	89	9	137	13	174	1	233	2	273	6	317	9		
3	4	43	6	90	10	138	13	175	1	234	2	275	1	318	6		
4	4	45	7	91	10	139	13	180	10	237	11	276	3	319	7		
5	4	46	7	92	10	140	13	181	12	238	2	277	3				
6	4	52	7	93	10	141	13	182	8	239	6	278	3				
7	4	53	7	94	10	142	13	184	11	240	7	279	3				
8	4	55	7	95	10	143	13	185	12	242	5	280	5				
9	4	57	7	97	10	147	2	186	2	243	5	282	7				
10	4	59	8	98	10	148	2	187	3	244	5	283	7				
11	4	60	8	99	10	149	2	188	3	246	5	284	7				
12	4	61	8	101	10	150	2	189	3	247	5	285	7				
13	4	62	8	102	10	151	2	190	5	248	5	286	7				
14	4	63	8	103	10	152	2	191	5	250	44	287	7				
15	4	64	9	105	13	153	2	192	5	254	44	288	7				
16	5	65	8	106	13	154	2	193	11	252	44	289	12				
17	5	66	8	118	11	155	2	194	13	253	44	290	8				
20	5	67	9	119	11	156	2	200	1	254	44	291	9				
21	5	68	9	120	11	157	2	202	1	255	14	292	10				
22	5	69	8	121	11	158	2	203	4	256	2	293	12				
23	5	70	9	122	11	159	3	204	5	257	2	297	5				
24	5	71	8	123	12	160	3	206	11	258	2	298	12				
25	5	72	9	124	12	161	3	213	5	259	2	304	1				
26	6	73	8	125	12	162	3	214	11	260	2	305	1				
28	6	74	8	126	12	163	3	215	10	261	2	306	1				
29	6	75	9	127	12	164	3	216	10	262	3	307	1				
30	6	76	9	128	12	165	3	217	11	263	3	308	1				
32	6	77	9	129	12	166	3	218	10	264	3	309	1				
33	6	78	9	130	13	167	3	219	11	265	3	310	1				
34	6	79	9	131	13	168	3	220	11	266	3	311	12				
35	6	80	9	132	13	169	3	221	14	267	3	312	12				
37	6	81	9	133	13	170	3	223	8	268	4	313	12				
38	6	82	9	134	13	171	3	224	8	269	4	314	5				
39	6	86	9	135	13	172	1	225	11	270	1	315	5				
40	6	87	9	136	13	173	1	229	8	271	4	316	6				

RESTRICTED

Issued with A/L 108 to A.P. 1086, Book 13, Second Edition

RESTRICTED

RESTRICTED

Issued with A/L 108 to A.P.1086— Book 15, Second Edition

PERIODICAL INSPECTION OF EQUIPMENT

STORAGE CATEGORIES

For details of different storage categories, see A.P.1086, Book 1, Second Edition, Memorandum of Instructions, Part 3.

HANGARS—BESSONNEAU

SECTION 39B

Unless specifically shown below, all items in this sub-section have an indefinite shelf life under normal storage conditions, and are therefore in category 4.

Generic Heading	Category	Periodicity of Inspection *Temperate Climates	
		Packaged	Unpackaged
HANGARS, Bessonneau	2	—	2 years

* For method of calculating periodicity of inspection in tropical climates, see A.P.1086, Book 1, Second Edition, Memorandum of Instructions, Part 3.

RESTRICTED

Issued with A/L 252

**AIR PUBLICATION 1086
BOOK 15
SECOND EDITION**

**SECTION 39E
HANGARS – MERTON**

**Items under Section 39E
are covered by
VOTE 7F.1(a)**

RESTRICTED

MINISTRY OF DEFENCE
AIR PUBLICATION 1086, BOOK 15
SECOND EDITION

VOCABULARY OF ROYAL AIR FORCE EQUIPMENT
HANGARS—MERTON
SECTION 39E

Ref. No.	Nomenclature	Detail	Part No. or Drawing No.	No. off	Class of Store	Denom. of Qty.
1	2	3	4	5	6	7
HANGARS, PORTABLE, MERTON						
	COVER, Terylene/Cotton, standard pattern					
	Comprising:—					
3209	Curtain, door, L.H.	Supersedes Ref. No. 2406		1	A	each
3210	Curtain, door, R.H.	Supersedes Ref. No. 2407		1	A	"
	Sheets:—					
3211	Gable-end, rear	Supersedes Ref. No. 2423		1	A	"
3205	Roof, front	C/w ropes, erecting. Supersedes Ref. No. 2402.		1	A	"
3206	Roof, rear	Supersedes Ref. No. 2403		1	A	"
3207	Side, L.H.	Supersedes Ref. No. 2404		1	A	"
3208	Side, R.H.	Supersedes Ref. No. 2405		1	A	"
	Spares:—					
—	Rope, erecting	Cordage Sisal, 1½ in. circumference × 8ft. long Reference 32A/123		—	—	—
	FRAME ASSEMBLY, STEEL:—					
2393	Chain Pulley Block Frame, No. 1	30 cwt. Length of operating chain 22 ft. . .		1	A	each
	Comprising:—					
2699	Backstay			2	A	"
2698	Cross member			4	A	"
	Middle member			1	A	"

RESTRICTED

RESTRICTED

1

HANGARS—MERTON
SECTION 39E—cont.

1	2	3	4	5	6	7	
	HANGAR, PORTABLE, MERTON—cont.						
	FRAME ASSEMBLY, STEEL—cont						
	Frame, No. 1—cont.						
	Comprising—cont.						
	Sections:—						
2670	Ridge					1 A each	
2669	Side, L.H.					1 A "	
2671	Side, R.H.					1 A "	
	Spares:—						
1	Pin, retaining, 2½ in.			C/w 8 inch of jack chain		— C "	
	Frame, No. 2						
	Comprising:—						
	Sections:—						
2673	Intermediate, L.H.					1 A each	
2675	Intermediate, R.H.					1 A "	
2674	Ridge					1 A "	
2672	Side, L.H.					1 A "	
2676	Side, R.H.					1 A "	
	Frame, No. 3						
	Comprising:—						
	Sections:—						
2678	Intermediate, L.H.					1 A each	
2679	Intermediate, R.H.					1 A "	
—	Ridge			Ref. No. 2674		1 — "	
2677	Side, L.H. or R.H.					2 A each	
	Frame, No. 4						
	Comprising:—						
	Sections:—						
2682	Intermediate, L.H.			} C/w pulley fixing blocks		1 A each	
2684	Intermediate, R.H.					1 A "	
2683	Ridge					1 A "	
2681	Side, L.H.					1 A "	
2685	Side, R.H.					1 A "	

RESTRICTED

RESTRICTED

HANGARS—MERTON
SECTION 39E—cont.

RESTRICTED

RESTRICTED

1	2	3	4	5	6	7
HANGAR, PORTABLE, MERTON—cont.						
FRAME ASSEMBLY, STEEL—cont.						
Frame, No. 5						
Comprising:—						
Sections:—						
2688	Intermediate, L.H.			1	A	each
2690	Intermediate, R.H.			1	A	"
2689	Ridge	C/w pulley fixing blocks		1	A	"
2687	Side, L.H.			1	A	"
2691	Side, R.H.			1	A	"
Purlins:—						
2692	9ft. 8 $\frac{3}{4}$ in.			65	A	"
2693	10 ft. 9 in.			4	A	"
2694	11 ft. 9 $\frac{1}{2}$ in.			10	A	"
2696	Eaves, long	} With camouflage rings		4	A	"
2695	Eaves, short			4	A	"
Rope, wire, 1 in. circ.:—						
2705	35 ft. long			4	C	"
Ropes, wire, 1$\frac{1}{2}$ in. circ.:—						
2702	13 ft. long			2	C	"
2703	17 ft. long			2	C	"
2704	50 ft. long			1	C	"
2394	Runway	Complete with travelling carriage		1	A	"
Shear legs:—						
2398	No. 1, R.H.			2	A	"
2701	No. 2, L.H.			2	A	"
2709	Pulley			8	A	"
2711	Winch			4	A	"
2710	Winch support			4	A	"
Spare:—						
2	Pin, retaining, 1 $\frac{1}{4}$ in.			—	C	"
2707	Shelf, timber			2	C	"
Tracks, curtain:—						
2713	Bracket, track, inner rail	} C/w clamps..		16	A	"
2712	Bracket, track, outer rail			16	A	"
2719	Cleat	Comprising cleat welded to bracket		4	C	"

HANGARS—MERTON

SECTION 39E—cont.

1	2	3	4	5	6	7	
	HANGAR, PORTABLE, MERTON—cont.						
	FRAME ASSEMBLY, STEEL—cont.						
	Track, curtain—cont.						
2721	Line, hauling					4 C each	
2716	Plate, junction					12 C „	
2715	Pulley, curtain, close fitting					20 A „	
2714	Pulley, curtain, projecting					4 A „	
2723	Rail, apex, inner					1 A „	
2722	Rail, apex, outer					1 A „	
2718	Runner					68 A „	
2720	Runner, master					4 A „	
2717	Stop, end					8 A „	
	Tracks, inner:—						
2729	End					2 A „	
2728	Lower					2 A „	
2727	Upper					2 A „	
	Tracks, outer:—						
2726	End					2 A „	
2725	Lower					2 A „	
2724	Upper					2 A „	
	SURROUND, camouflage						
	Comprising:—						
2409	Front, L.H.					1 A „	
2424	Front, R.H.					1 A „	
2408	Gable-end, rear					1 A „	
2410	Side, L.H.					1 A „	
2411	Side, R.H.					1 A „	
2425	Rear, L.H.					1 A „	
2426	Rear, R.H.					1 A „	
	Spares—						
6	Clip, camouflage					— C „	
3	Spring, compensator					— C „	

RESTRICTED

RESTRICTED

HANGARS—MERTON
SECTION 39E—cont.

1	2	3	4	5	6	7
	HANGAR, PORTABLE, MERTON—cont.					
	ACCESSORIES:—					
5	Block, galvanised, malleable iron, single	5 inch, fitted with swivel round eye i.d. $1\frac{3}{8}$ ins S.W.L. $8\frac{3}{4}$ cwts. Fitted to Ref. Nos. 2682, 2684 and 2689.		—	A	each
—	Hammer, sledge, 14 lb.	Reference 1B/2896		—	—	—
2708	Ladder, adjustable, step		1	A	each
—	Ladder, extending, 15 ft. to 27 ft.	Reference 4K/1332		1	—	—
7	Nameplate, loading	Brass. For use with Ref. No. 2393	GM/A/ 12371	1	A	each
—	Picket, screw, 2 ft. 6 in.	Reference 44/5013		4	—	—
—	Picket, spike	Reference 4GB/1309		84	—	—
4	Extractor		1	A	each
	Spanners:—					
2700	Box, double-ended, $\frac{5}{16}$ in. \times $\frac{3}{8}$ in. Whit.		1	C	—
2763	Drop, forging pin, type $1\frac{3}{4}$ in.		4	C	—
—	Single-ended, $\frac{5}{16}$ in. Whit. $\frac{3}{8}$ in. B.S.F.	Reference 1C/3221		2	—	—
—	Single-ended, 1 in. Whit. $1\frac{1}{8}$ in. B.S.F.	Reference 1C/2273		1	—	—

RESTRICTED

RESTRICTED

HANGARS—MERTON

INDEX TO REFERENCE NUMBERS

SECTION 39E *cont.*

Ref. No.	Page No.	Ref. No.	Page No.	Ref. No.	Page No.	Ref. No.	Page No.	Ref. No.	Page No.	Ref. No.	Page No.	Ref. No.	Page No.	Ref. No.	Page No.	Ref. No.	Page No.
1	2	2684	2	2717	4												
2	3	2685	2	2718	4												
3	4	2687	3	2719	3												
4	5	2688	3	2720	4												
5	5	2689	3	2721	4												
6	4	2690	3	2722	4												
7	5	2691	3	2723	4												
2393	1	2692	3	2724	4												
2394	3	2693	3	2725	4												
2398	3	2694	3	2726	4												
2408	4	2695	3	2727	4												
2409	4	2696	3	2728	4												
2410	4	2697	1	2729	4												
2411	4	2698	1	2763	5												
2424	4	2699	1	3205	1												
2425	4	2700	5	3206	1												
2426	4	2701	3	3207	1												
2669	2	2702	3	3208	1												
2670	2	2703	3	3209	1												
2671	2	2704	3	3210	1												
2672	2	2705	3	3211	1												
2673	2	2707	3														
2674	2	2708	5														
2675	2	2709	3														
2676	2	2710	3														
2677	2	2711	3														
2678	2	2712	3														
2679	2	2713	3														
2681	2	2714	4														
2682	2	2715	4														
2683	2	2716	4														

Printed for Her Majesty's Stationery Office by McCaughey, London
(20/9/65), 21994, 2,900, 1/12/65, 462/4.

RESTRICTED

RESTRICTED
7

RESTRICTED

Issued with A/L. 353

**AIR PUBLICATION 1086
BOOK 15
SECOND EDITION**

SECTION 40B

**AIRCRAFT ENGINE, ENGINE CHANGE
UNIT AND POWER PLANT CASES AND
STANDS**

**Items under Section 40B
are covered by
VOTE 7B.1 (a)**

RESTRICTED

VOCABULARY OF ROYAL AIR FORCE EQUIPMENT
AIRCRAFT ENGINE, ENGINE CHANGE UNITS AND POWER PLANT CASES AND STANDS

SECTION 40B

(22nd September, 1965)

NOTE:—The type and series of engine or power plant installation for which the cases and/or stands and adaptors are required, is to be stated on the demands. Should the engines be fitted with flexible mountings, this information is to be inserted on the demands; when cases and stands are demanded for any other than transportation purposes, the words "for workshop use" or "for storage purposes", etc., should be clearly shown on the demands.

RESTRICTED

Ref. No.	NOMENCLATURE	ENGINE	DETAIL	Drawing No. or Part No.	No. off	Class of Store	Denom. of Qty.		
1	2	3	4	5	6	7	8		
	BAGS, mvp, re-usable, aircraft engine:—		For use with:—						
	Types:—		Stands Ref. Nos.: Cases Ref. Nos.:						
1193	No. 1	} Avon Mark 1	} 1214, 1213, 1220 1221		—	A	each		
1194	No. 1A				—	A	"		
1277	No. 1B				—	A	"		
1239	No. 2A		} Sapphire (all Marks)	} 1237		—	A	"	
1273	No. 5				} Proteus , Mark 255		—	A	"
1301	No. 7					} Artouste	1266	—	A
1302	No. 8				} Conway , 10301		1244	—	A
1303	No. 9					} Gazelle , 10001	1262	—	A
1304	No. 10				} Olympus , 10101, 10201, 10401		1141	—	A
1305	No. 11					} Olympus , 20101	1255	—	A
1306	No. 12				} Rover , A.A.P.P.		1268	—	A
1307	No. 13					} Viper , 10201	1248	—	A
1438	No. 14				} Dart , Marks 101, 150, 151, 10101 and 15101	—	A
1440	No. 16		} Palouste , Mark 104		—	A	"	

A/L.253

RESTRICTED

AIRCRAFT ENGINE, ENGINE CHANGE UNITS AND POWER PLANT CASES AND STANDS

SECTION 40B—cont.

1	2	3	4	5	6	7	8
	BAGS, mvp, re-usable, aircraft engine—cont.						
	Types—cont.		For use with:—				
			Stand Ref. Nos.: Cases, Ref. Nos.:				
1451	No. 17	Gnome, 10101	1450		—	A	each
1454	No. 18	Rover, 10201	1453		—	A	"
1457	No. 19	Orpheus, 10001	1456		—	A	"
1505	No. 20	Nimbus	1463		—	A	"
1509	No. 21	Avon, Mark 35001	1508		—	A	"
1512	No. 22	Avon, Mark 30101	1511		—	A	"
1513	No. 23	Centaurus, 17301	1081		—	A	"
1517	No. 24	Coupled Gnome (Wessex)	1516		—	A	"
1518	No. 25	Viper 20201	1504		—	A	"
1545	No. 26	Artouste 120 A.A.P.P.	1544	1265	—	A	"
1548	No. 27	Olympus 30101	1547	1546	—	A	"
1552	No. 28	Tyne 101/10101	1551	1550	—	A	"
1615	No. 29	Viper 30101	1614	1613	—	A	"
1617	No. 30	Coupled Gnome (Wessex)	Interchangeable with Ref. No. 1517.		—	A	"
1631	No. 31	Continental 101/10101		—	A	"
1636	No. 32	Coupled Gnome	(Wessex) Gearbox assy., Mark 10		—	A	"
1655	No. 33	Centaurus 17501	Interchangeable with Ref. No. 1513.		—	A	"
1680	No. 36	Nimbus, Marks 101, 102 and 105.		—	A	"
1683	No. 37	Viper 20301	PE.10237	—	A	"
1685	No. 38	Rover 10201	Interchangeable with Ref. No. 1454.		—	A	"
1688	No. 39	Conway 301/30101		—	A	"
1691	No. 40	Lycoming TVO-435-B1A	SOA/736	—	A	"
1692	No. 41	Lycoming TVO-435-B1A	Engine built to Army Air Corps E.C.U. standard.	S.2934	—	A	"
1695	No. 42	Artouste 121 A.A.P.P.		—	A	"

RESTRICTED

RESTRICTED

AIRCRAFT ENGINE, ENGINE CHANGE UNITS AND POWER PLANT CASES AND STANDS

SECTION 40B—cont.

1	2	3	4	5	6	7	8
	BAGS, mvp, re-usable, aircraft engine—cont.						
	Types, Naval:—						
1202	No. 1	Centaurus, 18			—	A	each
1203	No. 2	Derwent, 8			—	A	"
1204	No. 3	Double Mamba			—	A	"
1205	No. 4	Ghost, 10401/10501			—	A	"
1206	No. 5	Merlin, 140			—	A	"
1207	No. 6	Nene, 10101/10301			—	A	"
1208	No. 7	P and W, 1340-57			—	A	"
1209	No. 8	Python			—	A	"
1215	No. 9	Avon, 20201, 20801			—	A	"
1229	No. 10	Double Mamba	For Single power section.		—	A	"
1246	No. 11	Leonides Major, 15501			—	A	"
1279	No. 12	Avon, 12201			—	A	"
1308	No. 13	Palouste, Trolley			—	A	"
1309	No. 14	Palouste, bare engine			—	A	"
1310	No. 15	Palouste, Pod			—	A	"
1311	No. 16	Double Mamba, 11201			—	A	"
1441	No. 17	Goblin, Mark 3			—	A	"
1442	No. 18	Cyclone, 1300-3			—	A	"
1444	No. 19	Leonides, 125			—	A	"
1445	No. 20	Merlin, Mark 35			—	A	"
1459	No. 21 (Melinex)	Leonides, 15501			—	A	"
1464	No. 22	Franklin			—	A	"
1465	No. 23	Leonides, 70			—	A	"
1506	No. 24 (Melinex)	Gipsy Queen, 174			—	A	"
1514	No. 25 (Melinex)	Gazelle, 16101			—	A	"
1537	No. 26	Gyron Junior, Mks 101/192			—	A	"
1608	No. 27	Spey, 10101			—	A	"
1609	No. 28	Nimbus, 103/104			—	A	"
1610	No. 29	Gnome, 11201/11301			—	A	"
1678	No. 30	Gnome, Mark 10301			—	A	"

RESTRICTED

RESTRICTED

AIRCRAFT ENGINE, ENGINE CHANGE UNITS AND POWER PLANT CASES AND STANDS

SECTION 40B—cont.

1	2	3	4	5	6	7	8	
	BAGS, mvp, re-usable, aircraft engine, change units:—							
	Types:—		For use with:—					
	No. 1 (Ref. No. 1193)	} Avon , all Marks	} Stand, Ref. Nos.: } Case, Ref. Nos.:					
—	No. 1B (Ref. No. 1277)			} 1214, } 1213,				
1274	No. 6			} 1220 } 1221				— — A each
	CASES, aircraft engine:—							
	Types:—							
1542	A.B.C. 'Bee'	A.B.C. 'Bee' , Mark 100						
	Spares:—							
1576	Mounting, rectangular		Metalastik Ltd.					
1620	Artouste IIC	Artouste IIC , (Army Air Corps).	C/w Engine supporting frame					
1221	AV/C universal	Avon , Mark 1		For use with Stands, Ref. Nos. 1214 and 1220.				
	Comprising:—							
1641	Base							
1642	Top							
1213	R/R	Avon , Mark 1		For use with Stands, Ref. Nos. 1214 and 1220.				
	Comprising:—							
1639	Base							
1640	Top							
1880	B/L	Gheetah (all Marks)						
1629	Continental	Continental 101						
1434	Dart	Dart , Mark 101, 150, 151, 201						
1916	WH/A	} Derwent , Marks 8 and 9						
			} Goblin , Marks 2 and 3.					
1001	M/N	Gipsy Major , Marks 7 and 8						
985	GQA	Gipsy Queen (all Marks)						
1905	GRIF/L	Griffon , Mark 57						

RESTRICTED

RESTRICTED

AIRCRAFT ENGINE, ENGINE CHANGE UNITS AND POWER PLANT CASES AND STANDS

SECTION 40B—cont.

1	2	3	4	5	6	7	8
	CASES, aircraft engine—cont.						
	Types—cont.						
1904	HER	} Hercules , Marks 106 and 216 Wasp , R.1830-90D		—	A	each
	Comprising:—						
1653	Base		—	A	"
1654	Top		—	A	"
1011	HER/V	Hercules , Marks 230 and 264	For use with Stand, Ref. No. 1012.		—	A	"
1048	LE/A (wood)		Leonides , 128		—	A
	Comprising:—						
1662	Base		—	A	"
1663	Top		—	A	"
1689	Lycoming	Lycoming TVO-435-B1A		—	A	"
1432	PAL		Palouste , Mark 104	SOA/737	—	A
	Spares:—						
			Note. —Standard Bolts, nuts, washers and split pins used on case are to be demanded from the appropriate Section 29 of A.P. 1086, Book 12, Part 2.				
1466	Dowel, 0.252 in. dia x 0.562 in. long.	For Mountings		—	C	"
1467	Mounting (split 4 times)	Metalastik Ltd.	17/581/11MN35	—	B	"
1468	Retainer, bullet		—	A	"
1621	P. & W.R.985 (Alvis design)	P. & W.R.985 (Army Air Corps).	For use with Stand, Ref. No 1622		—	A	"
1269	PRO/1		Proteus , Mark 255	For use with Stand Ref. No. 1270		—	—
	Comprising:—						
1651	Base		—	A	"
1652	Top		—	A	"

RESTRICTED

RESTRICTED

AIRCRAFT ENGINE, ENGINE CHANGE UNITS AND POWER PLANT CASES AND STANDS

SECTION 40B—cont.

1	2	3	4	5	6	7	8
	CASES, aircraft engine—cont. Types—cont. PRO/1—cont. Spares:—	Proteus, Mark 255	Note. —Standard bolts, nuts, washers and split pins used on case are to be demanded from the appropriate Section 29 of A.P. 1086, Book 12, Part 2.				
1325	Bolt, hex. hd., 1 in. dia × 4 in. long.	For Mounting	FB.209198-17	—	B	each
1326	Bolt, special	For Mounting	FB.209198-13	—	B	"
1327	Mounting	Metalastik Ltd.	P/N.17531 IMN.45.	—	B	"
1328	Shock-absorber	Metalastik Ltd.	P/N.61/2	—	B	"
1329	Spigot	For Mounting	FB.209198-12	—	B	"
1330	Stud	For shock absorber mounting	FB.209198-14	—	C	"
1550	Tyne 101/10101	Tyne, 101/10101	For use with Stand, Ref. No. 1551	CP.7853	—	A	"
	Types, Naval:— C ₁ w stand		Low pressure starting pod		—	A	"
1281	Wood	Avon, Marks 20201, 20801		—	A	"
1211	Wood	Double Mamba		—	A	"
1195	Wood	Double Mamba, E.C.U.	For single power section		—	A	"
1249	Wood	Double Mamba, 11201		—	A	"
1286	Wood	Gazelle, Mark 16101		—	A	"
1540	Wood	Gazelle, Mark 16101	For use with Lightweight Servicing Transit Stand, Ref. No. 1541		—	A	"
1676	Wood	Gnome, Mark 10301		—	A	"
1555	Wood	Gnome, 11201/11301 (Wessex 5).		—	A	"
1557	Wood	Gnome, Coupling Gearbox.		—	A	"
1280	Wood	Ghost, E.C.U. parts		—	A	"
1535	Wood	Gyron Junior, Mk 101/102		—	A	"
1046	Wood	Leonides		—	A	"
1052	Wood	Leonides	For Sea Prince aircraft		—	A	"

RESTRICTED

RESTRICTED

AIRCRAFT ENGINE, ENGINE CHANGE UNITS AND POWER PLANT CASES AND STANDS

SECTION 40B—cont.

1	2	3	4	5	6	7	8
	CASES, aircraft engine <i>cont.</i>						
	Types Naval—cont.						
1242	Wood	Leonides Major , 15501	—	A	each
1946	NE	Nene (R.B.4)	—	A	"
1016	NE	Nene , Marks 3, 4, 101 and 102	—	A	"
1553	Wood	Nimbus , 103/104	—	A	"
1272	Wood	} Palouste , Mark 101	C/w engine mounting fittings	For Stand, Ref. No. 1282	—	A	"
1285	Wood				—	A	"
1019	Metal container	Python , Mark 3	—	A	"
1143	Wood	Single Mamba , E.C.U.	—	A	"
1606	Wood	Spey , 10101	—	A	"
1312	Wood	Turmo , 601	—	A	"
	CASES, aircraft engine change units:—			Embodying bare engines.			
1510	Type AV/30101	Avon , Mark 30101	—	A	"
1507	Type AV/35001	Avon , Mark 35001	—	A	"
	Spares:—			For Ref. Nos. 1510 and 1507			
1561	Damper, 3-9TI, Type 8-5TI	Universal Damper Ltd.	—	A	"
1562	Shock absorber, flexitor shape	Avon India Rubber Co.	—	B	"
	vibration insulator, Type						
	C773A, Issue 2.						
—	Type AV/C, universal	Avon , 100 & 200 series	Ref. No. 1221	—	—	—
—	Type R/R Avon	Avon , 100 & 200 series	Ref. No. 1213	—	—	—
1045	Type BD (wood)	Bombardier , 20301	—	A	each
1372	Type A modified	Centaurus , 17301	—	A	"
1243	Type CON	Conway , 10301	For use with Stand, Ref. No. 1244	—	A	"
	Spares:—			Note. —Standard bolts, nuts,			
				washers and split pins used on			
				cases are to be demanded from			
				the appropriate Section 29 of			
				A.P. 1086, Book 12, Part 2.			
1332	Bearing, Type E.21016	Silent Bloc Ltd.	—	B	"
1333	Insulator, Type 220/1500/8194V	B.T.R. Ltd., Vibro	—	B	"
				CP.1491/5			

RESTRICTED

RESTRICTED

AIRCRAFT ENGINE, ENGINE CHANGE UNITS AND POWER PLANT CASES AND STANDS

SECTION 40B—cont.

1	2	3	4	5	6	7	8
	CASES, aircraft engine change units:—						
	<i>cont.</i>						
	Type CON— <i>cont.</i>						
	Spares:— <i>cont.</i>						
1334	Insulator, Type 220/1500/8195V	B.T.R. Ltd, Vibro	CP.1491/10	—	B	each
1331	Sleeve, locking bearing	CP.1330	—	B	"
1686	Type CON/2..	CP.9853	—	A	"
—	Type Continental	Ref. No. 1629	—	—	—
—	Type DART..	Ref. No. 1434	—	—	—
1261	Type GZL	Conway 301/30101	For use with Stand, Ref. No. 1262.	—	A	each
	Comprising:—		Continental 10101				
1647	Base	Dart , Marks 10101, 15001, 15101 and 20101		—	A	"
1648	Top	Gazelle , Mark 10001		—	A	"
	Spares:—			Note. —Standard bolts, nuts, washers and split pins, used on case are to be demanded from the appropriate Section 29 of A.P. 1086, Book 12, Part 2.			
1336	Bolt, 1 in., B.S.W.		1-NR.84303	—	B	"
1335	Bolt, 1 in., U.N.C.		1-NR.84304	—	B	"
1400	Mounting, metacone, P/N.17/565			—	B	"
	IMN.35.			Metalastik Ltd.			
1337	Mounting, shear, P/N.17/606		Metalastik Ltd.		B	"
	IMN.45.						
1338	Piece, distance		1-NR.84318	—	C	"
1339	Shock-absorber assembly, P/N.61/1.		Metalastik Ltd.		B	"
1340	Washer, locating, special		1-NR.84320	—	C	"
1446	Type GM/SK/1	Gipsy Major , 14001, 13001	Case. Ref. No. 1240, with Gipsy, Mod. 2686, Pt. 1, incorporated.	—	A	"
1240	Type GM/SK.12	Gipsy Major , 14001, 13001	For use with Stand, Ref. No. 1241.	—	A	"

RESTRICTED

RESTRICTED

AIRCRAFT ENGINE, ENGINE CHANGE UNITS AND POWER PLANT CASES AND STANDS

SECTION 40B—cont.

1	2	3	4	5	6	7	8
	CASES, aircraft engine change units:— <i>cont.</i>						
1449	Type G.N.O.	Gnome, 10101		—	A	each
	Comprising:—						
1672	Base		—	A	"
1673	Top		—	A	"
1515	Type Gnome (Wessex)	Coupled Gnome		—	A	"
	Comprising:—						
1674	Base		—	A	"
1675	Top		—	A	"
1634	Type Gnome (Wessex) gearbox . .	Gnome (gearbox Type 10)		—	A	"
—	Type LE/A (wood)	Leonides, 12601 and 12701	Ref. No. 1048	—	—	—
1054	Type SYC (wood) to Bristol and Alvis design, complete with E.C.U. attachment parts.	Leonides, 17302	—	A	each
1164	Type SYC/A (wood), complete with attaching parts.	Leonides, 17302	Alternative to 1054	PPCO/A.2235511	—	A
1462	Type Nimbus	Nimbus	—	A	"
1140	Type O/V (wood)	Olympus, 10101	For Stand, Ref. No. 1141	—	A	"
1146	Type O/V, No. 2 (wood)	Olympus, 10101	PPCO/A.21654.	—	A
1254	Type Olympus, 200	Olympus, 20101	For use with Stand, Ref. No. 1255.	—	A	"
				Note. —Standard bolts, nuts, washers and split pins used on case are to be demanded from the appropriate Section 29 of A.P. 1086. Book 12, Part 2.			
	Comprising:—						
1645	Base	—	A	"
1646	Top	—	A	"
	Spares:—						
1421	Bolt, special, hex. hd., 1 in. B.S.F. × 6 in. long.	For mounting208828-34.	—	B

RESTRICTED

RESTRICTED

AIRCRAFT ENGINE, ENGINE CHANGE UNITS AND POWER PLANT CASES AND STANDS

SECTION 40B—cont.

1	2	3	4	5	6	7	8
	CASES, aircraft engine change units— <i>cont.</i>						
	Type Olympus, 200— <i>cont.</i>						
	Spares— <i>cont.</i>						
—	Mounting, P/N.17/531/IMN.45	Ref. No. 1327		—	—	—
—	Shock-absorber, P/N.61/2	Ref. No. 1328		—	—	—
1422	Spigot, for mounting	FB-208828-28.	—	B	each
1546	Type Olympus 301	Olympus, 30101	For use with Stand, Ref. No. 1547		—	A	"
1455	Type Orpheus	Orpheus, 10001		—	A	"
	Comprising:—						
1670	Base		—	A	"
1671	Top		—	A	"
1225	Type PRO	Proteus, 25501	Stand is Ref. No. 1226 ..		—	A	"
	Spares:—		Note. —Standard bolts, nuts, washers and split pins used on case are to be demanded from the appropriate Section 29 of A.P. 1086, Book 12, Part 2.				
1341	Bolt, special, mounting	FB.207279/35	—	B	"
1342	Bush, shock-absorber	FB.207279/32	—	B	"
1343	Mounting, P/N.17/531/IMN.50	Metalastik Ltd.		—	B	"
—	Shock-absorber, P/N.61/2	Ref. No. 1328		—	—	—
1503	Spigot, mounting bolt	FB.207279	—	B	each
1231	Type SA/2	Sapphire, all marks	For use with Stand, Ref. No. 1237.		—	A	"
	Comprising:—						
1643	Base		—	A	"
1644	Top		—	A	"
1247	Type V/P No. 2	Viper, 10201 and 20201 ..	For use with Stand, Ref. No. 1248 and 1504.		—	A	"
1613	Type V/P No. 3	Viper, 30101	For use with Stand, Ref. No. 1614.		—	A	"
1681	Type Viper 203	Viper 20301	PE.10209	—	A	"

RESTRICTED

RESTRICTED

AIRCRAFT ENGINE, ENGINE CHANGE UNITS AND POWER PLANT CASES AND STANDS

SECTION 40B—cont.

1	2	3	4	5	6	7	8
—	CASES, power plant:— Type A (modified)		Ref. No. 1372. For use with Ref. Nos. 474 and 1081.	—	—	—
373	Accessories:— Ramp, power plant, Type A (modified).		To facilitate loading in case ..	—	B	each
1265	Type ART/112/113/120	Artouste 112/113/120 A.A.P.P.		For use with Stands, Ref. Nos. 1266 & 1544 and Bag, Ref. No. 1545.	—	A	"
1666	Comprising: Base		Note. —Standard bolts, nuts, washers and split pins used on case are to be demanded from the appropriate Section 29, A.P. 1086, Book 12, Part 2, Ref. No. 1466. For mountings.	—	A	"
1667	Top			—	A	"
	Spares:—						
—	Dowel, 0.252 in. dia × 0.562 in. long.		Ref. No. 1466. For mountings.	—	—	—
1469	Mounting			Metalastik Ltd.	—	B	each
1693	Type ART/121	Artouste 121 A.A.P.P.			—	A	"
1907	Type B			For power plant Stand, Type F. For Shackleton (Griffon 57)	—	A	"
1055	Type GRIF/57			power plant when fitted on modified Type D Stand, Ref. No. 1014.	—	A	"
1267	Type Rover 10101/10201			For Rover 10101/10201 airborne auxiliary power plants.	—	A	"
1668	Comprising:— Base			—	A	"
1669	Top			—	A	"

RESTRICTED

RESTRICTED

AIRCRAFT ENGINE, ENGINE CHANGE UNITS AND POWER PLANT CASES AND STANDS

SECTION 40B—cont.

1	2	3	4	5	6	7	8
	CASES, power plant—cont. Type Rover 10101/10201—cont. Spares:—						
—	Mounting	Ref. No. 1469		—	—	—
—	Shock absorber (250 lb)	Ref. No. 1339		—	—	—
1470	Spacer, 1½ in. dia × 1 in. long	For shock absorber	421206	—	C	each
1263	Type T.P.	Single and Twin Pioneer. For use with Stand, Ref. No. 1264.		—	A	"
	Comprising:—						
1649	Base		—	A	"
1650	Top		—	A	"
	Spares:—						
—	Mounting, metacone, P/N.17/565. IMN.35.	Ref. No. 1400		—	—	—
—	Mounting, shear, P/N.17/606. IMN/45.	Ref. No. 1337		—	—	—
—	Shock absorber assembly, P/N.61/1	Ref. No. 1339		—	—	—
	STANDS, aircraft engine:—						
1220	Type AV/C Universal	Avon, Mark 1	Case is Ref. No. 1213 or 1221		—	A	each
	Accessories:—						
1167	Adaptor, mounting, Type AV/ No. 4.	For mounting Avon, Mark 1 ..		—	—	—

RESTRICTED

RESTRICTED

AIRCRAFT ENGINE, ENGINE CHANGE UNITS AND POWER PLANT CASES AND STANDS

SECTION 40B—cont.

1	2	3	4	5	6	7	8
	STANDS, aircraft engine—cont.						
	Type AV/C Universal—cont.						
	Accessories—cont.						
1064	Bolt, trunnion, $\frac{7}{8}$ in. dia thread		2	B each
	Spares:—						
1353	Block, trunnion	CP.781	—	B "
	Spares:—						
				Note. —Standard bolts, nuts, washers and split pins used on stands and adaptor sets are to be demanded from the appropriate Section 29 of A.P. 1086, Book 12, Part 2.			
1345	Bolt, mounting	CP.311	—	B "
1347	Bolt, front link	CP.3317	—	B "
1346	Bolt, trunnion block	CP.243	—	B "
1539	Bracket, front mounting	CP.3125	—	B "
1350	Foot assembly, mounting	CP.343	—	B "
1349	Link, front	CP.1025	—	B "
	Link, mounting, front:—						
1460	L.H.	CP.1024	—	B "
1348	R.H.	CP.1024	—	B "
1260	Mounting, Type 120/1/1,000/8184V	B.T.R. Ltd.	—	B "
1351	Pin, link, front	CP.226	—	B "
—	Shackle, bow type "A". S.W.L., 12 cwt.	Reference 29H/4307	—	—
1637	Starwasher	Modification Avon Pack 133	—	C each
1638	Starwasher	Modification Avon Pack 133	—	C "
1352	Washer, mounting bolt	CP.1907	—	C "
1214	Type R/R Avon	Avon, Mark 1	Case is Ref. 1213 or 1221	—	A "
	Accessories:—						
—	Adaptor, mounting, AV/No. 4	Ref. No. 1167. For mounting Avon, Mk. 1.	—	—

RESTRICTED

RESTRICTED

AIRCRAFT ENGINE, ENGINE CHANGE UNITS AND POWER PLANT CASES AND STANDS

SECTION 40B—cont.

1	2	3	4	5	6	7	8
	STANDS, aircraft engine— cont.						
	Type R/R Avon—cont.						
	Accessories—cont.						
—	Bolt, trunnion	Ref. No. 1064		—	—	—
	Spares:—						
—	Block, trunnion	Ref. No. 1353		—	—	—
	Spares:—		As for Ref. No. 1220				
881	Type B/L	Cheetah , Mark 17		—	A	set
1630	Type Continental	Continental 101		—	A	each
1435	Type Dart	Dart , Mark 101, 150, 151		—	A	set
	Spares:—		Note. —Standard bolts, nuts, washers and split pins used on stand are to be demanded from the appropriate Sections 28 or 29 of A.P. 1086, Book 12, Pts. 1 and 2.				
1520	Bolt, engine support securing	CP.5038	—	C	each
1519	Bolt, side support clamping	CP.5053	—	C	"
	Clamps:—						
1523	Arch support	CP.5037	—	C	"
1525	Side support, port	CP.5031	—	B	"
1524	Side support, starboard	CP.5029	—	B	"
1521	Top support	CP.5035	—	B	"
1522	Top support, with pivot pin	CP.5036	—	B	"
1526	Mounting, insulator type, 120/1000/8168V.	B.T.R. Ltd., Vibro	—	—	B	"
1527	Skid	CP.5024	—	B	"
	Supports:—						
1528	Arch	CP.5025	—	B	"
1529	Engine, port	CP.5026	—	B	"
1530	Engine, starboard	CP.5027	—	B	"
1532	Washer, engine support bolt	CP.5041	—	C	"
1531	Washer, mounting bolt	CP.5032	—	C	"

RESTRICTED

RESTRICTED

AIRCRAFT ENGINE, ENGINE CHANGE UNITS AND POWER PLANT CASES AND STANDS

SECTION 40B—cont.

1	2	3	4	5	6	7	8
	STANDS, aircraft engine—cont.						
1616	Type Dart/2	Dart , Mark 201	Case, Ref. No. 1434	CP.8481	—	A	each
	Accessories:—						
1628	Guard rail				—	B	set
942	Type WH/C	Derwent , Marks 8 and 9 ..			—	A	"
	Consisting of:—						
1058	Bracket assembly		Issued as a complete item ..		—	B	"
	Comprising:—						
—	Bolt, special (c/w nuts) ..				—	—	—
—	Bracket (c/w silent block) ..				—	—	—
	Accessories:—						
1062	Bolt, trunnion		For securing engines on stand		2	B	set
1000	Type M/N	Gipsy Major , Marks 7 and 8			—	A	each
986	Type GQA	Gipsy Queen , (All marks)			—	A	"
925	Type WH/B	Goblin , Marks 2 and 3 ..			—	A	"
	Consisting of:—						
1061	Bracket assembly, trunnion mounting.				—	B	"
992	Type GRIF/57	Griffon , Mark 57			—	A	"
906	Type HER	Hercules , Mark 106			—	A	"
1012	Type HER/V	Hercules , Marks 230 and 264			—	A	"
	Consisting of:—						
1065	Mounting, double "U", shear ..		Metalastik Ltd.	31/149A. Rubber Mix. IMN.60	—	B	"
	Accessories:—						
1132	Adaptor, Type HER/V/1 ..	Hercules , Mark 230			1	B	set
	Comprising:—						
1134	Adaptor				—	A	each
—	Bolt, steel, high tensile, non-stainless, hexagon head, $\frac{1}{2}$ in. B.S.F. \times 2.4 in. long.		Reference 28D/7868		—	—	—
—	Bolt, Whitworth, steel, hexagon, black, $\frac{1}{2}$ in. \times 1 $\frac{1}{4}$ in. long.		Reference 29A/9435379 ..		—	—	—

A/L.253

RESTRICTED

RESTRICTED

AIRCRAFT ENGINE, ENGINE CHANGE UNITS AND POWER PLANT CASES AND STANDS

SECTION 40B—cont.

1	2	3	4	5	6	7	8
	STANDS, aircraft engine—cont.						
	Type HER/V—cont.						
	Accessories—cont.						
	Adaptor, Type HER/V/1—cont.						
	Comprising—cont.						
1133	Bracket, mounting	Reference 28M/10294	—	A	each
—	Nut, stiff, standard, hexagon, mild steel, ½ in. B.S.F.	Reference 29A/1232	—	—	—
—	Nut, Whitworth, steel, hexa- gon, plain, black, ½ in.	Reference 29A/1234	—	—	—
—	Nut, Whitworth, steel, hexa- gon, plain, black, ⅝ in.	Reference 29C/3867	—	—	—
—	Washer, B.S.F., steel, ⅜ in. i/d × 1 ¼ in. o/d.	Reference 29C/1822	—	—	—
—	Washer, Whitworth, steel, plain, black, ½ in.				
1135	Adaptor, Type HER/V/2	Hercules, Mark 264	1	B	set
	Comprising:—						
1137	Body, adaptor, middle	—	A	each
1136	Body, adaptor, top and bottom	—	A	—
—	Bolt, Whitworth, steel, hexa- gon, black, ½ in. × 1 ⅜ in. long.	Reference 29A/9435379	—	—	—
—	Nut, Whitworth, steel, hexa- gon, lock, ½ in.	Reference 29A/2842	—	—	—
—	Nut, Whitworth, steel, hexa- gon, plain, black, ½ in.	Reference 29A/1232	—	—	—
—	Washer, spring, single coil, square section, ½ in.	Reference 29C/9416658	—	—	—
1049	Type LE/A (metal)	Leonides, Mark 128	—	A	each
1690	Type Lycoming	Lycoming TVO-435-B1A	SOA/738	A	—
1433	Type PAL	Palouste, Mark 104	—	A	—

RESTRICTED

RESTRICTED

AIRCRAFT ENGINE, ENGINE CHANGE UNITS AND POWER PLANT CASES AND STANDS

SECTION 40B—cont.

1	2	3	4	5	6	7	8
	STANDS, aircraft engine—cont. Type PAL—cont. Spares:—						
1471	Bracket, bottom, c/w bushes	SE.5332-3	—	B	each
1472	Bush, bracket, bottom	Pt. No. 13/669	—	C	"
1473	Cross member	SE.5493-2	—	B	"
1474	Plate attachment, stirrup, L.H.	SE.5332-4 L.H.	—	B	"
1475	Plate attachment, stirrup, R.H.	SE.5332-4 R.H.	—	B	"
1622	Type P. & W. R985 (Alvis design)	P. & W. R985 (Army Air Corps).	Case Ref. No. 1621		—	A	"
1270	Type PRO/1	Proteus , Mark 255	For use with Case, Ref. No. 1269.		—	A	"
	Spares:—						
1355	Bolt, mounting cone	FB.209409-6	—	B	"
1354	Bolt, special, castor plate	FB.209409-23	—	B	"
1356	Castor, fixed	Flexello	FB.209409-25	—	B	"
1357	Castor, swivel	Flexello	FB.209409-26	—	B	"
1358	Cone, filling, mounting	FB.209409-5	—	B	"
1359	Pin, hinge, castor plate	FB.209409-18	—	C	"
-	Pin, "Pip" type "A" (A.1031)	Reference 28FP/53	FB.209409-27	—	C	"
825	Type TW	Twin Wasp , R.1.830-90D	For use with Ref. No. 1904		—	A	"
1551	Type TYNE , 101/10101	Tyne , 101/10101	For use with Ref. No. 1550	CP.7850	—	A	"
	Accessories:—						
1618	Guard rail (front)	Used only when transporting and E.C.U.s uncased.	CP.8024	1	B
1619	Guard rail (rear)	Used only when transporting and E.C.U.s uncased.	CP.8025	1	B
	STANDS, aircraft engine:—		Naval Type.				
1210	Type Naval (metal)	Avon , Marks 20201, 20801		—	A	"

RESTRICTED

RESTRICTED

AIRCRAFT ENGINE, ENGINE CHANGE UNITS AND POWER PLANT CASES AND STANDS

SECTION 40B—cont.

1	2	3	4	5	6	7	8
1541	STANDS, aircraft engine—cont. Type Naval (metal)	Gazelle , Mark 16101	For use with Lightweight Servicing Transit Stand, Ref. No. 1540.		—	A	each
1287	Type Naval (metal)	Gazelle , Mark 16101		—	A	"
1677	Type Naval (metal)	Gnome , 10301		—	A	"
1556	Type Naval (metal)	Gnome , 11201/11301 (Wessex 5).		—	A	"
1558	Type Naval (metal)	Gnome , Coupling Gearbox		—	A	"
1536	Type Naval (metal)	Gyron Junior , Mark 101/102		—	A	"
1222	Type Naval (metal)	Leonides Major , 15501		—	A	"
1018	Type Naval (metal)	Leonides , Mark 50		—	A	"
1051	Type Naval (metal)	Leonides , 12501 and 12502	For Sea Prince aircraft		—	A	"
1039	Type Naval (metal)	Mamba , double		—	A	"
	Accessories:—						
1199	Adaptor (top mounting)	For Double Mamba, 10001		1	A	"
1200	Adaptor (top mounting)	For Double Mamba, 10001		1	A	"
1250	Type Naval (metal)	Mamba , double 11201		—	A	"
1196	Type Naval (metal)	Mamba , double (E.C.U.)	For single power section of Double Mamba, E.C.U.		—	A	"
1144	Type Naval (metal)	Mamba , single (E.C.U.)		—	A	each
1017	Type Naval (metal)	Nene , Marks 3 and 4		—	A	"
1554	Type Naval (metal)	Nimbus , 103/104		—	A	"
1282	Type Naval (metal)	Palouste , 101 bare engine		—	A	"
1020	Type Naval (metal)	Python		—	A	"
1607	Type Naval (metal)	Spey , 10101		—	A	"
1313	Type Naval (metal)	Turmo , 601		—	A	"
	STANDS, aircraft engine change units:—		Embodying bare engines.				
1508	Type AV/35001	Avon , Mark 35001		—	A	"
	Spares:—		For Ref. No. 1508.				
1569	Block, swivel, front suspension	CP.6035	—	B	"
1570	Bolt, front suspension	CP.6036	—	C	"

RESTRICTED

RESTRICTED

AIRCRAFT ENGINE, ENGINE CHANGE UNITS AND POWER PLANT CASES AND STANDS

SECTION 40B—cont.

1	2	3	4	5	6	7	8
	STANDS, aircraft engine change units— cont.		Embodying bare engines				
	Type AV/35001— cont.						
	Spares—cont.						
1571	Bolt, hex. hd.	$\frac{5}{8}$ in. B.S.F. $\times 3\frac{1}{2}$ in. for rear wheel bracket.	CP.6032-2	—	C	each
1572	Bolt, trunnion	CP.6043	—	C	"
—	Cap, log-book holder	Ref. No. 1564		—	—	—
—	Castor, fixed, Flexello Type KVF 8.FLO.	Reference 4G/7249		—	—	—
—	Castor, swivel, Flexello Type KV 8.FLO.	Reference 4G/7248		—	—	—
1573	Collar, front suspension, upper seal.	CP.6037	—	C	each
1574	Plate, locking	For bolt securing rear wheel bracket.	CP.6861	—	C	"
1575	Plate, lower seal, front suspension assembly.	CP.6038	—	B	"
—	Shock Absorber, flexitor shape type C.773A, Issue 2.	Ref. No. 1562		—	—	—
1511	Avon AV/30101	Avon, Mark 30101		—	A	each
	Spares:—		For Ref. No. 1511				
1563	Bolt, trunnion	CP.6504	—	C	"
1564	Cap, log book holder	CP.6859	—	C	"
1565	Link, mounting, front	CP.6500	—	C	"
1566	Pin, mounting link, front	CP.6501	—	C	"
1567	Plate, top clamping	For M.V.P. bag	CP.6518	—	C	"
1568	Seal, M.V.P. bag	CP.6594	—	C	"
—	Shock Absorber, flexitor, shape, type C.773A, Issue 2.	Ref. No. 1562		—	—	—

RESTRICTED

RESTRICTED

AIRCRAFT ENGINE, ENGINE CHANGE UNITS AND POWER PLANT CASES AND STANDS

SECTION 40B—cont.

1	2	3	4	5	6	7	8
	STANDS, aircraft engine change units—cont.		Embodying bare engines.				
—	Type AV/Universal Accessories—cont.		Ref. No. 1220				
—	Adaptor, Type AV/No. 4	Ref. No. 1167. For Avon 10901, 11301, 11401, 11501, 11701, 11801, 12101 and 12201.		—	—	—
1168	Adaptor, Type AV/No. 5	For Avon 20101, 20301, 20401, 20501, 20601, 20701, 20901, 21001.		—	—	—
1148	Bolt, trunnion, assembly	For Avon 20301, 20701 and 21001.	CP.228, 231, 232 and 233.	2	B	each
1170	Bolt, trunnion	For Avon 11701, 11801 ..	CP.126	2	B	"
1063	Bolt, trunnion $\frac{5}{8}$ in. dia thread	For Avon 10901, 11301, 11401, 11501, 12101 and 12201.		2	B	"
1147	Bolt, trunnion $\frac{3}{4}$ in. B.S.P. thread	For Avon 20101, 20401, 20501 ..	CP.239	2	B	"
	Spares:—						
1360	Block, trunnion	CP.780	—	B	"
—	Bolt, securing trunnion block	Ref. No. 1346		—	—	—
1361	Bracket, stand	CP.225	—	B	each
1044	Type BD (metal)	Bombardier, 20801		—	A	"
1081	Type C/B	Centaurus, 17301	Beverley aircraft		—	A	"
	Spares:—		Note. —Standard bolts, nuts, washers and split pins used on stand are to be demanded from the appropriate Section 29 of A.P. 1086, Book 12, Part 2.				
1106	Bracket, fork end, L.H.		—	B	each
1105	Bracket, fork end, R.H.		—	B	"
1094	Clamp block assembly		—	B	"
1090	Eyebolt, $\frac{3}{4}$ in., c/w ring securing, $\frac{7}{8}$ in. dia \times 4 in. i/d.	B.S.529, Pt. 1—B.S.781, Series 1.		—	B	"
1084	Handwheel, c/w screw		—	B	"
1107	Nut, special, B.S.F. $\frac{3}{4}$ in.		—	B	"

RESTRICTED

RESTRICTED

AIRCRAFT ENGINE, ENGINE CHANGE UNITS AND POWER PLANT CASES AND STANDS

SECTION 40B—cont.

1	2	3	4	5	6	7	8
	STANDS, aircraft engine change units—cont.						
	Type C/B—cont.						
	Spares—cont.						
1101	Pin, securing	—	B	each
1104	Pin, securing	—	B	"
1093	Screw adjusting assembly	—	B	"
—	Shackle, Type 3, large bow c/w pin	Ref. 29H/4307	—	—	—
—	Shackle, Type 4, large bow c/w pin	S.W.L. 12 cwt to B.S.825	—	—	—
1092	Stool	Ref. 29H/4308	—	—	—
1095	Stud, special	S.W.L. 1 ton to B.S.825	—	B	each
1066	Wheel, front, fixed	—	B	"
1067	Wheel, rear, swivel	—	B	"
1244	Type "CON" (metal)	—	B	"
	Spares: - -					A	"
		Conway, 10301		For use with Case, Ref. No. 1243			
				Note. —Standard bolts, nuts, washers and split pins used on stand are to be demanded from the appropriate Section 29 of A.P. 1086, Book 12, Part 2.			
1364	Block, trunnion	CP.1736	B	"
1362	Bolt, rear location	CP.1314	B	"
1363	Bolt, trunnion	CP.1316	B	"
1365	Bush, spherical	CP.1737	B	"
1367	Insulator, Type 220/1500/8193V	B.T.R. Ltd., Vibro	—	B	"
1366	Jack and jacking point assembly, including jack, 2 ton, P/NCP. 1393/15).	—	B	"
1368	Screw, set, bush	CP.1566	C	"
—	Screw, set, retaining rear support strut.	Reference 36AE/2641	CU.16628	—	—
—	Shackle, small "D". S.W.L.. 10 cwt.	Reference 29H/4310	CP.1393/16	—	—

RESTRICTED

RESTRICTED

AIRCRAFT ENGINE, ENGINE CHANGE UNITS AND POWER PLANT CASES AND STANDS

SECTION 40B—cont.

1	2	3	4	5	6	7	8
	STANDS, aircraft engine change units—cont.						
	Type "CON" (metal)—cont.						
	Spares—cont.						
--	Shackle, small "D". S.W.L., 17 cwt.	Reference 29H/4311	CP.1393/17	—	—	—
1369	Strut, rear support assembly	CP.4138	—	B	each
1370	Washer, B.T.R., mounting	CP.1146	—	C	"
—	Washer, Thackeray, 15 S.W.G.	Reference 36AE/2640	K.3813	—	—	—
1458	Type "CON/1" (metal)	Gonway, 10301	Ref. No. 1244 with Mods. PK.33, 35 and 60 embodied.		—	A	each
1687	Type CON/2	Conway 301/30101		CP.9320	—	A	"
—	Type Dart	Dart, Mark 10101, 15001, 15101.	Ref. No. 1435		—	—	—
—	Type Dart	Dart, 20101	Ref. No. 1616		—	—	—
1262	Type GZL	Gazelle, 10001	For use with Case, Ref. No. 1243		—	A	each
	Spares:—		Note. —Standard bolts, nuts, washers and split pins used on stand are to be demanded from the appropriate Section 29 of A.P. 1086, Book 12, Part 2.				
1374	Body support assembly	ANR.84520	—	B	"
1371	Bolt, $\frac{5}{8}$ in. U.N.F., for clamp plate	2NR.84268	—	C	"
1549	Bolt and support assembly	ANR.86671	—	B	"
1373	Bolt, engine, foot mounting	ANR.140199	—	C	"
1375	Bush, shear mounting	ANR.84461	—	B	"
1376	Mounting, shear	Metalastik	17/606	—	B	"
1377	Nut, special, trunnion	ANR.84478	—	B	"
1378	Pillar, parking	ANR.85293/11	—	B	"
1627	Reach-nut	NR.84526	—	C	"
1379	Steady engine assembly	ANR.85277	—	B	"
—	Washer, spring	Reference 36NG/1904		—	—	—
1448	Type GM/SK/1	Gipsy Major, 14001, 13001	Stand, Ref. No. 1241, with Gipsy, Mod. 2686, Part 2, incorporated.		—	A	each

RESTRICTED

RESTRICTED

AIRCRAFT ENGINE, ENGINE CHANGE UNIT AND POWER PLANT CASES AND STANDS

SECTION 40B—cont.

1	2	3	4	5	6	7	8
	STANDS, aircraft engine change units—cont.						
1241	Type GM/SK.12 (metal) Spares:—	Gipsy Major , 14001, 13001	For use with Case, Ref. No. 1240. Note. —Standard bolts, nuts, washers and split pins used on stand are to be demanded from the appropriate Section 29 of A.P. 1086, Book 12, Part 2.		—	A	each
1381	Bracket, mounting, front, port..	T.86484/3/20	—	B	"
1380	Bracket, mounting, front, star-board.	T.86484/3/16	—	B	"
1382	Bracket, mounting, rear, port	T.86484/3/28	—	B	"
1383	Bracket, mounting, rear, star-board.	T.86484/3/24	—	B	"
1384	Handle, locking	T.86484/2/20	—	B	"
1385	Mounting, shock absorber	17/581/1	—	B	"
—	Shackle, large, "D", S.W.L., 12 cwt.	Reference 29H/4312	—	—	—
—	Shock-absorber (Part No. 61/1) (250 lb.)	Ref. No. 1339	—	—	—
1450	Type GNO Spares:—	Gnome , 10101		—	A	each
1577	Block, mounting, trunnion	T.77804-27 Sht. 4	—	B	"
1578	Bolt, rear pick-up link	T.77804-41 Sht. 5	—	C	"
1579	Bolt, special	T.77804-38 Sht. 5	—	C	"
—	Mounting, Metalastik, Type 17/581/IMN45	Ref. No. 1385	—	—	—
1580	Screw, aligning assembly	T.77804-17. Sht. 4	—	C	each
1581	Screw twist assembly	T.77804-12. Sht. 4	—	C	"
—	Shock absorber, Metalastik, type 61/6	Ref. No. 1430	—	—	—

RESTRICTED

RESTRICTED

AIRCRAFT ENGINE, ENGINE CHANGE UNITS AND POWER PLANT CASES AND STANDS

SECTION 40B—cont.

1	2	3	4	5	6	7	8
	STANDS, aircraft, engine change units—cont						
	Type GNO—cont						
	Spares—cont						
1582	Trunnion mounting block assembly	T.77804-22. Sht. 4	— B	each
1583	Washer, special	For shock absorber fixing bolt	T.77804-35. Sht. 5	— C	"
1516	Type Gnome (Wessex)	Coupled Gnome	— A	"
	Spares:—						
1584	Mounting, base frame	Spencer Moulton Type	AV.C1162A/45	— B	"
1585	Pin, quick release	T.7708-9	— C	"
	(with chain)	T.7708-8	—	"
1430	Shock absorber, Metalastik, type 61/6.	Metalastik Ltd.	— B	"
1586	Trunnion block and screw thrust assembly	T.7708-62 to 69 incl. and 72 to 75 incl.	— A	"
1635	Type Gnome (Wessex) gearbox	Gnome, gearbox, Type 10	— A	"
—	Type LEA (metal)	Leonides, 12601 and 12701	Ref. No. 1049	—	—
1463	Type Nimbus	Nimbus	— A	each
	Spares:—			Note. —Standard bolts, nuts, washers and split pins used on stand are to be demanded from the appropriate Sections 28 or 29 of A.P. 1086, Book 12, Pts. 1 and 2.			
1476	Bolt, captive, engine mounting	S.E.1430-4	— C	"
1477	Bolt, captive, pinching	S.E.5430-8	— C	"
1480	Mounting	Metalastik	17/581/1.MIX, IMN.60	— B	"
	Mounting, trunnion:—						
1479	Port assembly	SE.5430-6	— B	"
1478	Starboard assembly	SE.6430-7	— B	"
—	Shock absorber	Ref. No. 1339	61/1. 250 lb.	—	—

RESTRICTED

RESTRICTED

AIRCRAFT ENGINE, ENGINE CHANGE UNITS AND POWER PLANT CASES AND STANDS

SECTION 40B—cont.

1	2	3	4	5	6	7	8
	STANDS, aircraft engine change units—cont.						
1141	Type O/V (metal)	Olympus, 10101, 10201, 10401.	For case, see Ref. Nos. 1140 and 1146.	FB.202233	—	A	each
—	Consisting of:—						
—	Front, lifting and mounting bracket assembly.	FB.202267	—	—	—
—	Bolt, steel, high tensile, non-stainless hex. head, $\frac{5}{16}$ in. B.S.F. $\times 1.25$ in.	Reference 28D/12816		—	—	—
—	Bracket		FB.202267/1		—	—
—	Washer, mild steel, thin (0.048 in. thick) 0.033 in. i/d \times 0.6 o/d.	Reference 28W/9419403			—	—
—	Rear lifting and mounting bracket assembly:—		FB.193984	—	—	—
1176	Bolt, special		FB.193984/3	—	B	each
1177	Bush		FB.193984/2	—	B	"
—	Spigot, housing		FB.193984/1	—	—	—
—	Washer, plain, $\frac{3}{4}$ in.			—	—	—
—	Washer, spring, $\frac{3}{8}$ in.			—	—	—
1178	Rear support assembly:—		FB.193981	—	—	—
—	Bolt, special, $\frac{5}{8}$ in. \times $3\frac{1}{4}$ in.		FB.193981/2	—	B	each
—	Bowden cable		FB.193981/4	—	—	—
1179	Pip pin		FB.193981/3	—	B	each
—	Rear frame		FB.193981/1	—	—	—
—	Support stand assembly		FB.193956	—	—	—
1180	Bolt, special		FB.193956/4	—	B	each
1181	Bolt, special		FB.193956/8	—	B	"
—	Bowden cable		FB.193956/15	—	—	—
1182	Bush		FB.193956/5	—	B	each
1183	Bush		FB.193956/12	—	B	"
1184	Bush		FB.193956/13	—	B	"
—	Frame		FB.193956/1	—	—	—
—	Front support		FB.193956/2	—	—	—

RESTRICTED

RESTRICTED

AIRCRAFT ENGINE, ENGINE CHANGE UNITS AND POWER PLANT CASES AND STANDS

SECTION 40B—cont.

1	2	3	4	5	6	7	8
	STANDS, aircraft engine change units—cont.						
	Type O/V (metal)—cont.						
	Consisting of—cont.						
	Support stand assembly cont.						
—	Front support	FB.193956/18	—	—	—
—	Instruction plate	FB.193956/19	—	—	—
—	Locknut, steel, plain, R.H. thread $\frac{3}{8}$ in. B.S.F.	Reference 28L/6896		—	—	—
—	Nut, steel, medium tensile, castellated, R.H. thread, $\frac{1}{2}$ in. B.S.F.	Reference 28M/14015		—	—	—
1185	Pin, securing	FB.193956/7	—	B	each
1186	Ring, retaining	FB.193956/6	—	B	"
—	Screw, metal, steel, roundhead 2BA $\times \frac{1}{4}$ in. long.	Reference 28S/3424		—	—	—
1187	Silent bloc (P/No. HE.12525)	FB.193956/3	—	B	each
1188	Spindle	FB.193956/9	—	B	"
1189	Unbrako grub screw, Doc. Pt. $\frac{1}{4}$ in. $\times \frac{5}{16}$ in.	FB.193956/14	—	B	"
1190	Unbrako grub screw, Cone Pt. 2BA $\times \frac{1}{8}$ in.	FB.193956/17	—	B	"
—	Washer, mild steel, thin (0.048 in. thick), 0.645 in. i/d \times 1.17 in. o/d.	Reference 28W/9419470	FB.193956/11	—	—	—
1255	Type Olympus 200 (metal) ..	Olympus, 20101	For use with Case, Ref. No. 1254.		—	A	each
	Spares:—		Note. - Standard bolts, nuts, washers and split pins used on stand are to be demanded from the appropriate Section 29 of A.P. 1086, Book 12, Part 2.				
1424	Bolts, special, hex. hd. :— $\frac{3}{8}$ in. U.N.F. \times $1\frac{1}{2}$ in. long	For front pick-up point	FB.208827/11	—	C	"

RESTRICTED

RESTRICTED
26

AIRCRAFT ENGINE, ENGINE CHANGE UNITS AND POWER PLANT CASES AND STANDS

SECTION 40B—cont.

1	2	3	4	5	6	7	8
	STANDS, aircraft engine change units—cont.						
	Type Olympus 200 (metal)—cont.						
	Spares:—cont.						
	Bolts, special, hex. hd.—cont.						
1425	1/2 in. U.N.F. x 1 3/4 in. long	For front pick-up point	FB.208827/12	—	C	each
1423	3/4 in. B.S.F. x 3 in. long	For trunnion clamp	FB.208827/A4/D	—	B	"
	Clamps, trunnion:—						
1426	Port	FB.208827/2	—	B	"
1427	Starboard	FB.208827/3	—	B	"
	Mountings, rectangular:—						
1429	Part No. 31/242/IMN.55	Metalastik Ltd.		—	B	"
1428	Part No. 31/285/IMN.45	Metalastik Ltd.		—	B	"
	Shock-absorber, Part No. 61/6	Ref. No. 1430		—	C	"
1431	Washer, spring, 3/4 in. dia	For trunnion clamp bolt	FB.208827/A14G.	—	C	each
1547	Type Olympus 301	Olympus, 301	For use with Case Ref. No. 1546		—	A	"
	Spares:—						
1587	Block cap, engine mounting trunnion	PE.3365	—	C	"
1588	Bolt, third point mounting	PE.3373	—	C	"
1589	Mounting frame, type Silentbloc P/No. DL.2201 Shore 70.	Silentbloc Ltd.		—	B	"
1590	Retainer unit, third point mounting bolt assembly.	PE.3375	—	C	"
	Type Orpheus	Orpheus, 10001/10101					
	Consisting of:—						
1461	Frame, base	Mainframe Ref. No. 1456 is supplied separately for use in the servicing role. When complete stand is required for transit purposes both Base frame Ref. No. 1461 and Main frame Ref. No. 1456 are to be demanded.	FB.210056	—	A	"
1456	Frame, main		FB.210051	—	A	"

RESTRICTED

RESTRICTED

AIRCRAFT ENGINE, ENGINE CHANGE UNITS AND POWER PLANT CASES AND STANDS

SECTION 40B—cont.

1	2	3	4	5	6	7	8
	STANDS, aircraft engine change units—cont. Type Orpheus—cont. Consisting of—cont. Spares:—						
			For Ref. Nos. 1456 and 1461. Note. —Standard bolts, nuts, washers and split pins used on Base and Main frames are to be demanded from the appropriate Sections 28 or 29 of A.P. 1086, Book 12, Pts. 1 and 2.				
1481	Arm, mounting, third point	FB.209819-10	—	B	each
1482	Block, pivot, mounting arm	FB.209819-12	—	C	"
1483	Bolt, special clamp	FB.209819-6	—	B	"
1484	Bolt, special, spherical bush	FB.209819-13	—	C	"
1485	Bracket, spring clip, securing shock absorber.	FB.210056-5	—	B	"
1486	Bush, spherical third point mounting.	FB.208849	—	B	"
	Mountings:—						
1489	Engine, port assembly	FB.209819-4, 5, 6 & 7.	—	A	"
1490	Engine, starboard assembly	FB.209819-2, 3, 5 & 7.	—	A	"
1487	Metacone	Metalastik Ltd. P/N.17/887.	—	B	"
1488	Shear	IMN.40 P/N.17/895.	—	B	"
—	Shock absorber	IMN.55 Ref. No. 1328	—	—	—
1491	Washer, taper, ½ in. dia. metacone mounting bolts.	FB.210056-14	—	C	each

RESTRICTED

RESTRICTED

AIRCRAFT ENGINE, ENGINE CHANGE UNITS AND POWER PLANT CASES AND STANDS

SECTION 40B—cont.

1	2	3	4	5	6	7	8
	STANDS, aircraft engine change units—cont.						
1226	Type P.R.O.	Proteus, 25501	For use with case, Ref. No. 1225.	F.B.207100	—	A	each
1288	Spares:— Bolt, captive	For wheel-plates (B.S. 1083, Pt. No. FB/110/15A).	F.B.207100/-33	—	C	"
1289	Bolt, special	For wheel-plates	26	—	C	"
1290	Brake-handle assembly	4	—	B	"
1538	Castor with braked wheel and directional lock.	Flexello	F.F.L.2415	—	B	"
—	Chains, jack, No. 507:—						
—	Single link, galvanised × 6 in. long.	} To be obtained locally		—	—	—
—	Single link, galvanised × 8 in. long.			—	—	—
—	Chain, oval link, chrome, No. 505 $\frac{3}{8}$ in. × 16G. × 8 in. long	To be obtained locally		—	—	—
—	Hooks, consumer, No. 500:—						
—	$\frac{7}{8}$ in. × 13G	} To be obtained locally.	53	—	—	—
—	$\frac{7}{8}$ in. × 14G, brass, chrome plate		12	—	—	—
—	$1\frac{1}{2}$ in. 10G		52	—	—	—
1291	Label, warning	10	—	C	each
1292	Nut, special	For Engine pick-up	7	—	B	"
1293	Nut, standard, hand	Code No. 260-10	24	—	C	"
—	Pin, pip, Type A, 0-500 in. long × $\frac{1}{4}$ in. dia.	Reference 28FP/2 (Pt. No. A.405). For brake linkage.	34	—	—	—
—	Pin, shackle, stainless steel, $\frac{1}{4}$ in. dia × 1-20 in. long.	Reference 28P/14669 (B.S.5. S.P.4/Z/D18).	48	—	—	—
1294	Ring, rubber	For Main pick-up, bracket	42	—	C	each
1295	Screw, shoulder	54	—	C	"
1298	Spring, brake lever	A2 Item A.D.	—	C	"
1299	Spring, lubricating pads	A14 Item G	—	C	"
1300	Swivel unit	C/w. Fork end and connecting rod for brake linkage.	9	—	B	"

RESTRICTED

RESTRICTED

AIRCRAFT ENGINE, ENGINE CHANGE UNITS AND POWER PLANT CASES AND STANDS

SECTION 40B—cont.

1	2	3	4	5	6	7	8
	STANDS, aircraft engine change units—cont.						
1271	Type P.R.O./A.T.	Proteus , 25501	Air Transporter stand			A	each
1684	Spares:— Nut, cap assembly			GE.11313, 11316 and 10535		B	"
—	Type R/R Avon	As for Ref. No. 1220	Ref. No. 1214				
1040	Type SA/1 (metal)	Sapphire , all marks				A	each
1071	Consisting of:— Bearing		Silentbloc Ltd.	E.2603		B	"
—	Bolt, steel, hexagon, head, $\frac{3}{8}$ in. B.S.F. \times 1 in. long.		Reference 29A/9419704				
—	Bolt, steel, hexagon head, $\frac{5}{8}$ in. B.S.F. \times 1 $\frac{3}{4}$ in. long.		Reference 29A/9419285				
1068	Housing, side trunnion					A	each
1611	Modification Plate		Introduced by Mod. 1 Sapphire/ Pack 31.	PE.1142		C	"
—	Mounting, double "U", shear Nut, brass, hexagon, lock B.S.F., $\frac{3}{8}$ in.		Ref. No. 1065				
—	Nut, steel, hexagon, B.S.F., $\frac{5}{8}$ in. Screw, securing		Reference 29A/2817				
1070	Shackle, Type A, large bow, c/w pin.		Reference 29A/2801			A	each
1612	Test record plate		Reference 29H/4307 S.W.L. 12 cwt B.S. 825.				
—	Washer, spring, single coil, square section $\frac{5}{8}$ in.		Introduced by Modification Sapphire/Pack 31.	PE.1094		C	each
—	Washer, steel, $\frac{5}{8}$ in. i/d \times 1 $\frac{1}{4}$ in. o/d Accessories:—		Reference 29C/3867				
1077	Adaptor set, Type B	Sapphire 10201, 10202, 10301, 10302, 10701, 10702, 10801, 10802, 11201 and 11301.				B	set
1078	Consisting of:— Bracket, front mounting					1 A	each

RESTRICTED

RESTRICTED

AIRCRAFT ENGINE, ENGINE CHANGE UNITS AND POWER PLANT CASES AND STANDS

SECTION 40B—cont.

1	2	3	4	5	6	7	8
	STANDS, aircraft engine change units—cont.						
	Type SA/1 (metal)— <i>cont.</i>						
	Accessories— <i>cont.</i>						
	Adaptor set, Type B— <i>cont.</i>						
	Consisting of— <i>cont.</i>						
1069	Trunnion, side		2	B each
	or						
1175	Trunnion, side	U.M.4082	2	B "
	Spares:—						
—	Bracket, front mounting	Ref. No. 1078		—	—
—	Trunnion, side	Ref. No. 1069		—	—
—	Trunnion, side	Ref. No. 1175		—	—
1145	Adaptor set, Type C	Sapphire 20101, 20201 and 20701.	G.E.6005/18	—	A set
	Consisting of.—						
1159	Bearing eyes, c/w bush	Complete		—	B each
—	Locknut, steel, union, $\frac{3}{8}$ in. B.S.F.	Reference 28L/674		—	—
1157	Bolt, special	PPCO/DO 81254/3.	—	B each
—	Bolt, steel, hexagon head, $\frac{1}{2}$ in. B.S.F. \times $1\frac{1}{4}$ in. long.	Reference 29A/9419758		—	—
—	Bolt, steel, hexagon head, $\frac{1}{2}$ in. B.S.F. \times $3\frac{1}{4}$ in. long.	Reference 29A/9419768		—	—
1154	Bracket, front mounting	GE.6005/21	—	B each
1156	Bracket, starboard	For Sapphire 20001, 20101 only	GE.6005/23	—	B "
1230	Bracket, starboard	For Sapphire 20201 only	U.M.9468	—	B "
1155	Link, adaptor, front mounting	GE.6005/22	—	B "
—	Nut, steel, hexagon, $\frac{1}{2}$ in., B.S.F.	Reference 29A/2799		—	—
—	Nut, steel, hexagon, lock, $\frac{1}{4}$ in. B.S.F.	Reference 29A/2815		—	—
—	Nut, steel, hexagon, lock, $\frac{1}{2}$ in. B.S.F.	Reference 29A/2819		—	—

A/L.253

RESTRICTED

RESTRICTED

AIRCRAFT ENGINE, ENGINE CHANGE UNITS AND POWER PLANT CASES AND STANDS

SECTION 40B *cont.*

1	2	3	4	5	6	7	8
	STANDS, aircraft engine change units—cont.						
	Type SA/1 (metal) —cont.						
	Accessories—cont.						
	Adaptor set, Type C—cont.						
	Consisting of—cont.						
1152	Trunnion, side	GE.6005/19	—	B	each
—	Washer, B.S.F., steel, $\frac{1}{2}$ in. x 1 in.	Reference 29C/3865		—	—	—
—	Washer, spring, single coil, square section, $\frac{5}{16}$ in.	Reference 29C/9416655		—	—	—
—	Washer, spring, single coil, square section, $\frac{1}{2}$ in.	Reference 29C/9416658		—	—	—
1278	Adaptor set, Type C/2 (Mod. No. Sapphire packaging 10). Spares:—	Sapphire 20101, 20201, 20701.		1	B	set
—	Bolt	Reference 28D/9414946		—	—	—
1413	Bolt, link unit	UM.9852	—	C	each
1393	Bracket, front mounting adaptor	UM.11834	—	B	"
1394	Link unit	UM.9832	—	B	"
—	Trunnion, side, engine	Ref. No. 1152		—	—	—
1169	Adaptor set, Type D	Sapphire 20301, 20401, 20501, 20601, 20901 and 21001.		—	B	set
	Spares:—						
1395	Bolt, slave unit	UM.11835	—	B	each
—	Trunnion, universal, side, engine	Ref. No. 1175		—	—	—
1559	Tongue	For modification of Ref. No. 1169 (Mod. No. Sapphire/Pack/36).	UM.15508	—	B	each
1237	Type SA/2, (metal) (40B/1040 modified).	Sapphire , all marks		—	A	"

RESTRICTED

RESTRICTED

AIRCRAFT ENGINE, ENGINE CHANGE UNITS AND POWER PLANT CASES AND STANDS

SECTION 40B—cont.

1	2	3	4	5	6	7	8
	STANDS, aircraft engine change units—cont. Type SA/2 (metal)—cont. Accessories —						
—	Adaptor, mounting, Type B	Ref. No. 1077	—	—	—
	Spares:—						
—	Trunnion, universal, side, engine	Ref. No. 1175 <i>or</i> 1069	—	—	—
—	Adaptor, mounting, Type C/2	Ref. No. 1278	—	—	—
	Spares:—						
—	Bolt	Reference 28D/9414946	—	—	—
—	Bracket, front mounting adaptor.	Ref. No. 1393	—	—	—
—	Link unit	Ref. No. 1394	—	—	—
—	Trunnion, side, engine	Ref. No. 1152	—	—	—
—	Adaptor, mounting, Type D	Ref. No. 1169	—	—	—
	Spares:—						
—	Bolt, slave unit	Ref. No. 1395	—	—	—
—	Trunnion, universal, side, engine	Ref. No. 1175	—	—	—
	Spares:—						
				Note. —Standard bolts, nuts, washers and split pins used on stand and adaptor sets are to be demanded from the appropriate Section 29 of A.P. 1086, Book 12, Part 2.			
—	Bearing	Ref. No. 1071	—	—	—
1386	Bolt assembly, universal side trunnion.	UM.2810	B	each
1387	Bolt, mounting, 1½ in. dia × 7 in. long.	UM.9155	B	..

RESTRICTED

RESTRICTED

AIRCRAFT ENGINE, ENGINE CHANGE UNITS AND POWER PLANT CASES AND STANDS

SECTION 40B—cont.

1	2	3	4	5	6	7	8
	STANDS, aircraft engine change units—cont.						
	Type SA/2, (metal) (40B/1040 modified)— <i>cont.</i>						
	Spares— <i>cont.</i>						
1388	Housing, type 320/1002/8185V	B.T.R. Ltd.		—	B	each
1389	Housing, type 320/1002/8186V	B.T.R. Ltd.		—	B	"
1390	Housing, type 320/1002/8187V	B.T.R. Ltd.		—	B	"
—	Modification Plate	Ref. No. 1611		—	—	—
—	Shackle, small bow, S.W.L., 22 cwt.	Reference 29H/4309		—	—	—
1391	Sleeve, mounting bolt	UM.9827	—	C	each
—	Test record plate	Ref. No. 1612		—	—	—
—	Trunnion, housing	Ref. No. 1068		—	—	—
1392	Washer, mounting bolt	UM.9156	—	C	each
1248	Type V/P, No. 2	For use with Case, Ref. No. 1247		—	A	"
	Spares:—		Note. —Standard bolts, nuts, washers and split pins, used on stand are to be demanded from the appropriate Section 29 of A.P. 1086, Book 12, Part 2.				
1415	Boss and plate assembly	UM.11653	—	B	"
1416	Eyebolt, forked	UM.11655	—	B	"
—	Mounting, shock absorber	Ref. No. 1385		—	—	—
—	Shackle, bow large, B.S.825		—	—	—
—	Shock-absorber	Ref. No. 1339		—	—	—
1417	Trunnion support unit	UM.12724	—	B	each
1504	Type V/P, No. 3	Viper, 20201	Used with Case, Ref. No. 1247		—	A	"
	Spares:—						
1601	Bolt, special fork and third point mounting.	PE.1146	—	C	"
1602	Mounting, Metalastik P/N 17/581/1, IMN.50	Metalastik Ltd.		—	B	"

RESTRICTED

RESTRICTED

AIRCRAFT ENGINE, ENGINE CHANGE UNITS AND POWER PLANT CASES AND STANDS

SECTION 40B—cont.

1	2	3	4	5	6	7	8
	STANDS, aircraft engine change units—cont.						
	Type V/P, No. 3—cont.						
	Spares—cont.						
—	Shock absorber, Metalastik, Pt./No. 61/1. 250 lb.	Ref. No. 1339		—	—	—
1603	Stud, third point mounting	PE.1135	—	C	each
1604	Trunnion support, port assembly	PE.1137	—	B	"
1605	Trunnion support, starboard assembly	PE.1136	—	B	"
1614	Type V/P, No. 4	Viper, 30101	For use with Case, Ref. No. 1613		—	A	"
	Accessories:—						
1623	Guard rail	Used when transporting E.C.U's uncased.		—	B	set
	Comprising:—						
1624	Guard rail, front	PE.7548	—	B	each
1625	Guard rail, rear	PE.7549	—	B	"
1682	Type Viper, 203	Viper, 20301	PE.10223	—	A	"
	STANDS, power plant:—						
			For use with cases (for transit by rail or overseas) or transit (uncased) by road transport. Also for storage (uncased) or workshop use.				
1266	Type ART/112/113	Artouste, 112/113, Airborne Auxiliary Power Plant.	For use with Case, Ref. No. 1265		—	A	"
	Spares:—						
—	Cross-member	Ref. No. 1473. For frame		—	—	—
1533	Mounting bracket, forward	Mod. No. Artouste	SE.6990	—	B	each
1534	Mounting bracket, rear	PK.106	SE.6991	—	B	"
1544	Type ART/120	Artouste 120, Airborne Auxiliary Power Plant ..	For use with Case, Ref. No. 1265 and Bag, Ref. No. 1545.		—	A	"
1694	Type ART/121	Artouste 121, A.A.P.P.		—	A	"

RESTRICTED

RESTRICTED

AIRCRAFT ENGINE, ENGINE CHANGE UNITS AND POWER PLANT CASES AND STANDS

SECTION 40B—cont.

1	2	3	4	5	6	7	8
474	STANDS, power plant—cont. Type D	Universal (less backplates and adaptors). Complete with wheels. Barracuda 3. Dakota. Devon. Firebrand 5. Firefly 1, 2, 3, 4, 5, 6, 7. Hastings. Sea Balliol. Seafang. Seafire 47. Sea Mosquito. Valetta.		—	A	each
337	Accessories:— Adaptors:— No. 1	Firefly, 1 and 2 Hastings. Sea Mosquito		4	B	..
371	Type No. 12	Dakota		—	B	set
898	Type No. 24	Firefly 4, 5, 6, 7		—	A	..
903	Type No. 27	Valetta C.I		—	B	..
952	Type No. 36	Devon		—	B	..
991	Type No. 45			—	B	..
475	Backplates:— Type A, No. 1	Bottom (2 off) and top (2 off) Hastings. Sea Mosquito. Valetta.		—	B	..
476	Type A, No. 2	Middle (2 off). For use with Ref. No. 475. Valetta.		—	B	..
871	Type E	Bottom (2 off) and top (2 off) Barracuda. Firefly 1, 2, 4, 5, 6, 7.		—	A	..
882	Type F	Bottom (2 off) and top (2 off) Dakota.		—	B	..

RESTRICTED

RESTRICTED

AIRCRAFT ENGINE, ENGINE CHANGE UNITS AND POWER PLANT CASES AND STANDS

SECTION 40B—cont.

1	2	3	4	5	6	7	8
	STANDS, power plant—cont. Type D—cont. Spares:—						
			Note. —Standard bolts, nuts, washers and split pins used on stand are to be demanded from the appropriate Section 29 of A.P. 1086, Book 12, Part 2.				
—	Clamp, block assembly	Ref. No. 1094		—	—	—
—	Eyebolt, $\frac{3}{8}$ in., c/w ring securing, $\frac{7}{8}$ in. dia \times 4 in. i/d.	Ref. No. 1090		—	—	—
—	Handwheel, c/w screws	Ref. No. 1084		—	—	—
—	Screw, adjusting assembly	Ref. No. 1093		—	—	—
—	Stool	Ref. No. 1092		—	—	—
—	Stud, special	Ref. No. 1095		—	—	—
—	Wheel, front, fixed	Ref. No. 1066		—	—	—
—	Wheel, rear, swivel	Ref. No. 1067		—	—	—
1014	Type D (modified)	Shackleton (Ref. No. 474) modified. C/w wheels.		—	A	each
	Accessories—						
—	Adaptor, Type No. 1	Ref. No. 337 (Top)		2	—	—
1059	Adaptor, Type No. 1A	(Bottom)		2	B	each
—	Backplate, Type A, No. 1	Ref. No. 475		—	—	—
	Spares:—		Spares are identical to Type D (Ref. No. 474) except that Ref. Nos. 1094 and 1095 are replaced by Ref. Nos. 1191 and 1192.				
1191	Clamp, block	A single block interchangeable in upper or lower position on stand.		—	B	each
1192	Stud, special		—	B	..

RESTRICTED

RESTRICTED

AIRCRAFT ENGINE, ENGINE CHANGE UNITS AND POWER PLANT CASES AND STANDS

SECTION 40B—cont.

1	2	3	4	5	6	7	8
870	STANDS, power plant—cont. Type F	Sea Fury 10, 11 T.20 Sturgeon TT.2. Varsity.		—	A	each
965	Accessories:— Adaptors:— Type No. 33	Sea Fury 10, 11, T.20		—	A	set
966	Type No. 34	Sturgeon TT.2	Drg. No. GE.2012, sheets 69, 82 to 86.	—	A	"
1010	Type No. 46	Varsity		—	B	"
872	Backplates:— Type M	Sea Fury 10, 11, T.20 and Varsity. Note. —Standard bolts, nuts, washers and split pins used on stand are to be demanded from the appropriate Section 29 of A.P. 1086, Book 12, Part 2.		—	B	"
—	Spares:—						
—	Clamp block assembly	Ref. No. 1094		—	—	—
—	Eyebolt, $\frac{3}{4}$ in., c/w ring securing, $\frac{7}{8}$ in. dia \times 4 in. i/d.	Ref. No. 1090		—	—	—
—	Handwheel, c/w screws	Ref. No. 1084		—	—	—
—	Screw, adjusting assembly	Ref. No. 1093		—	—	—
—	Stud, special	Ref. No. 1095		—	—	—
—	Wheel, front, fixed	Ref. No. 1066		—	—	—
—	Wheel, rear, swivel	Ref. No. 1067		—	—	—
1268	Type ROV.10101	Rover 10101. Airborne Auxiliary Power Plant. For use with Case, Ref. No. 1267.		—	A	each

RESTRICTED

RESTRICTED

AIRCRAFT ENGINE, ENGINE CHANGE UNITS AND POWER PLANT CASES AND STANDS

SECTION 40B—cont.

1	2	3	4	5	6	7	8
	STANDS, power plant—cont. Type ROV.10101—cont. Spares:—						
1494	Bolt, adjusting, third point mounting.	421277	—	B	each
1496	Castor, fixed	Type Revo. Part No. 106A. TR.4/R.T.W.	420883	—	B "
1495	Castor, swivel	Type Revo. Part No. 90A. TL.4/R.T.W.	420882	—	B "
1497	Nut, lock, third point mounting bolt.	255836	—	C "
1498	Pad, rubber, third point mounting cross beam.	421435	—	B "
1596	Pin, quick release	420896	—	B "
1499	Pin, securing castor	420895	—	C "
—	Screw, $\frac{3}{8}$ in. U.N.F. third point mounting.	Reference 29B/9410543	—	—	—
1501	Shock absorber, third point mounting.	Silentbloc Ltd.	Pt. No. RE. 11710	—	B each
1560	Support plate and pad	For modification of Ref. No. 1268 (Mod. No. MO.84 and PM.103).	428363	—	B "
1598	Support plate, castor	420873	—	B "
1502	Washer, third point mounting bolt	4150	—	C "
1453	Type Rover 10201	Rover 10201 A.A.P.P.	Case is Ref. No. 1267	—	—	A "
	Spares:—						
1591	Block, sideways locating	438372	—	C "
1592	Bolt, mounting lug	428367	—	C "

RESTRICTED

RESTRICTED

AIRCRAFT ENGINE, ENGINE CHANGE UNITS AND POWER PLANT CASES AND STANDS

SECTION 40B—cont.

1	2	3	4	5	6	7	8
	STANDS, power plant — <i>cont.</i>						
	Type T.P.— <i>cont.</i>						
	Spares:—						
--	Bearing, ball, single thrust			For Single and Twin Pioneer Power Plant.			
	Bearing, ball, single thrust, single row, flat seating, medium series:—			Reference 2A/9501495 (HT $\frac{7}{16}$ in.).			
—	1 $\frac{1}{4}$ in. bore \times 2 $\frac{1}{2}$ in. o/d \times 1 in. wide.			Reference 2A/9500656 (M.T. 1 $\frac{1}{4}$ in.).			
1314	Bush				SA.B3.88.208	C	each
1316	Bush				SA.B3.88.211	C	"
1315	Bush, oilite				CT.51.08.1008	C	"
1317	Cradle and Clamp—prop-shaft				SA.B3.88.253	B	"
1318	Fork assembly				SA.B3.88.197	B	"
1321	Leg assembly—rear wheel				SA.B3.88	A	"
					185A.		
1322	Nut, jacking				B3.88.213	C	"
1323	Pin assembly				SA.B3.88.27	C	"
	Pins "Pip", Type A:						
—	0.090 in. long \times $\frac{3}{16}$ in. dia			Reference 28FP/24 (A.609)			
—	1.300 in. long \times $\frac{1}{2}$ in. dia			Reference 28FP/625 (A.813)			
—	1.400 in. long \times $\frac{5}{16}$ in. dia			Reference 28FP/19 (A.514)			
1324	Screw, jacking				SA B3.88.216	B	each
	Swivel assemblies, forward						
1319	L.H.				SA.B3.88.	A	
					219B.		
1320	R.H.				SA.B3.88	A	
					185A		
—	Tube, 10 in. \times 3 in.			Reference 16T/755. (For wheel Reference 4GB/3621).			
—	Tyre 10 in. \times 3 in.			Reference 16T/754 (For wheel Reference 4GB/3621).			
—	Wheel (Less tyre and tube)			Reference 4GB/3621 (Dunlop TW.49).			

RESTRICTED

RESTRICTED

AIRCRAFT ENGINE, ENGINE CHANGE UNITS AND POWER PLANT CASES AND STANDS

SECTION 40B—cont.

1	2	3	4	5	6	7	8
	STANDS, power plant— Naval type:—						
954	Connor Sales C.1/C.3	R.N. use only (radial types) ..		--	A	each
	Accessories:—						
956	Adaptor set	Seafire		--	A	set
1022	Adaptor set	Sturgeon TT.2	Org. No. MR/PP/ 183-188.	--	A	"
1130	Adaptor set	Cyclone Avenger		--	A	"
1131	Adaptor set	Skyraider		--	A	"
955	R.89, S.87150		--	A	each
	Accessories:—						
976	Adaptor set	Sea Hornet/Merlin		--	A	set
996	Propellor shaft support	Org. No. MR/PP/ 163.	--	A	each
1284	Type Naval (metal)	Gipsy Queen 174 Power Plant		--	A	"
929	Universal	Naval types only (in line and radial).		--	A	"
	Accessories:—						
938	Adaptor	Centaurus		--	A	set
945	Adaptor	Firefly 4, 5, 6 Griffon 74.		--	A	"

RESTRICTED

RESTRICTED

AIRCRAFT ENGINE, ENGINE CHANGE UNITS AND POWER PLANT CASES AND STANDS

INDEX TO REFERENCE NUMBERS

SECTION 40B cont.

Ref. No.	Page No.	Ref. No.	Page No.	Ref. No.	Page No.	Ref. No.	Page No.	Ref. No.	Page No.	Ref. No.	Page No.	Ref. No.	Page No.	Ref. No.	Page No.	Ref. No.	Page No.	Ref. No.	Page No.
337	36	1001	4	1070	30	1152	32	1199	18	1249	6	1291	29	1326	6	1360	20	1393	32
371	36	1010	38	1071	30	1154	31	1200	18	1250	18	1292	29	1327	6	1361	20	1394	32
373	11	1011	5	1077	30	1155	31	1202	3	1254	9	1293	29	1328	6	1362	21	1395	32
474	36	1012	15	1078	30	1156	31	1203	3	1255	26	1294	29	1329	6	1363	21	1400	8
475	36	1014	37	1081	20	1157	31	1204	3	1260	13	1295	29	1330	6	1364	21	1413	32
476	36	1016	7	1084	20	1159	31	1205	3	1261	8	1298	29	1331	8	1365	21	1415	34
825	17	1017	18	1090	20	1164	9	1206	3	1262	22	1299	29	1332	7	1366	21	1416	34
870	38	1018	18	1092	21	1167	12	1207	3	1263	12	1300	29	1333	7	1367	21	1417	34
871	36	1019	7	1093	21	1168	20	1208	3	1264	40	1301	1	1334	8	1368	21	1418	40
872	38	1020	18	1094	20	1169	32	1209	3	1265	11	1302	1	1335	8	1369	22	1419	40
881	14	1022	42	1095	21	1170	20	1210	17	1266	35	1303	1	1336	8	1370	22	1420	40
882	36	1039	18	1101	21	1175	31	1211	6	1267	11	1304	1	1337	8	1371	22	1421	9
898	36	1040	30	1104	21	1176	25	1213	4	1268	38	1305	1	1338	8	1372	7	1422	10
903	36	1044	20	1105	20	1177	25	1214	13	1269	5	1306	1	1339	8	1373	22	1423	27
906	15	1045	7	1106	20	1178	25	1215	3	1270	17	1307	1	1340	8	1374	22	1424	26
925	15	1046	6	1107	20	1179	25	1220	12	1271	30	1308	3	1341	10	1375	22	1425	27
929	42	1048	5	1111	6	1180	25	1221	4	1272	7	1309	3	1342	10	1376	22	1426	27
938	42	1049	16	1130	42	1181	25	1222	18	1273	1	1310	3	1343	10	1377	22	1427	27
942	15	1051	18	1131	42	1182	25	1225	10	1274	4	1311	3	1345	13	1378	22	1428	27
945	42	1052	6	1132	15	1183	25	1226	29	1277	1	1312	7	1346	13	1379	22	1429	27
952	36	1054	9	1133	16	1184	25	1229	3	1278	32	1313	18	1347	13	1380	23	1430	24
954	42	1055	11	1134	15	1185	26	1230	31	1279	3	1314	41	1348	13	1381	23	1431	27
955	42	1058	15	1135	16	1186	26	1231	10	1280	6	1315	41	1349	13	1382	23	1432	5
956	42	1059	37	1136	16	1187	26	1237	32	1281	6	1316	41	1350	13	1383	23	1433	16
965	38	1061	15	1137	16	1188	26	1239	1	1282	18	1317	41	1351	13	1384	23	1434	4
966	38	1062	15	1140	9	1189	26	1240	8	1283	40	1318	41	1352	13	1385	23	1435	14
976	42	1063	20	1141	25	1190	26	1241	23	1284	42	1319	41	1353	13	1386	33	1438	1
985	4	1064	13	1143	7	1191	37	1242	7	1285	7	1320	41	1354	17	1387	33	1440	1
986	15	1065	15	1144	18	1192	37	1243	7	1286	6	1321	41	1355	17	1388	34	1441	3
991	36	1066	21	1145	31	1193	1	1244	21	1287	18	1322	41	1356	17	1389	34	1442	3
992	15	1067	21	1146	9	1194	1	1246	3	1288	29	1323	41	1357	17	1390	34	1444	3
996	42	1068	30	1147	20	1195	6	1247	10	1289	29	1324	41	1358	17	1391	34		
1000	15	1069	31	1148	20	1196	18	1248	34	1290	29	1325	6	1359	17	1392	34	A/L	253

RESTRICTED

RESTRICTED

**AIRCRAFT ENGINE, ENGINE CHANGE UNITS AND POWER PLANT CASES AND STANDS
INDEX TO REFERENCE NUMBERS
SECTION 40B—cont.**

Ref. No.	Page No.	Ref. No.	Page No.	Ref. No.	Page No.	Ref. No.	Page No.	Ref. No.	Page No.	Ref. No.	Page No.	Ref. No.	Page No.	Ref. No.	Page No.	Ref. No.	Page No.	Ref. No.	Page No.
1445	3	1481	28	1518	2	1553	7	1587	27	1621	5	1666	11	1946	7				
1446	8	1482	28	1519	14	1554	18	1588	27	1622	17	1667	11						
1448	22	1483	28	1520	14	1555	6	1589	27	1623	35	1668	11						
1449	9	1484	28	1521	14	1556	18	1590	27	1624	35	1669	11						
1450	23	1485	28	1522	14	1557	6	1591	39	1625	35	1670	10						
1451	2	1486	28	1523	14	1558	18	1592	39	1627	22	1671	10						
1453	39	1487	28	1524	14	1559	32	1593	40	1628	15	1672	9						
1454	2	1488	28	1525	14	1560	39	1594	40	1629	4	1673	9						
1455	10	1489	28	1526	14	1561	7	1595	40	1630	14	1674	9						
1456	27	1490	28	1527	14	1562	7	1596	39	1631	2	1675	9						
1457	2	1491	28	1528	14	1563	19	1597	40	1634	9	1676	6						
1458	22	1494	39	1529	14	1564	19	1598	39	1635	24	1677	18						
1459	3	1495	39	1530	14	1565	19	1599	40	1636	2	1678	3						
1460	13	1496	39	1531	14	1566	19	1600	40	1637	13	1680	2						
1461	27	1497	39	1532	14	1567	19	1601	34	1638	13	1681	10						
1462	9	1498	39	1533	35	1568	19	1602	34	1639	4	1682	35						
1463	24	1499	39	1534	35	1569	18	1603	35	1640	4	1683	2						
1464	3	1501	39	1535	6	1570	18	1604	35	1641	4	1684	30						
1465	3	1502	39	1536	18	1571	19	1605	35	1642	4	1685	2						
1466	5	1503	10	1537	3	1572	19	1606	7	1643	10	1686	8						
1467	5	1504	34	1538	29	1573	19	1607	18	1644	10	1687	22						
1468	5	1505	2	1539	13	1574	19	1608	3	1645	9	1688	2						
1469	11	1506	3	1540	6	1575	19	1609	3	1646	9	1689	5						
1470	12	1507	7	1541	18	1576	4	1610	3	1647	8	1690	16						
1471	17	1508	18	1542	4	1577	23	1611	30	1648	8	1691	2						
1472	17	1509	2	1544	35	1578	23	1612	30	1649	12	1692	2						
1473	17	1510	7	1545	2	1579	23	1613	10	1650	12	1693	11						
1474	17	1511	19	1546	10	1580	23	1614	35	1651	5	1694	35						
1475	17	1512	2	1547	27	1581	23	1615	2	1652	5	1695	2						
1476	24	1513	2	1548	2	1582	24	1616	15	1653	5	1880	4						
1477	24	1514	3	1549	22	1583	24	1617	2	1654	5	1904	5						
1478	24	1515	9	1550	6	1584	24	1618	17	1655	2	1905	4						
1479	24	1516	24	1551	17	1585	24	1619	17	1662	5	1907	11						
1480	24	1517	2	1552	2	1586	24	1620	4	1663	5	1916	4						

RESTRICTED

Issued with A/L 135.

**AIR PUBLICATION 1086
BOOK 15
SECOND EDITION**

**SECTION 40J
AEROFOIL CASES**

**Items under Section 40J
are covered by
VOTE 7A.2 (a)**

RESTRICTED

18E/4-2

VOCABULARY OF ROYAL AIR FORCE EQUIPMENT

**AEROFOIL CASES
SECTION 40J**

(10th October, 1958)

Ref. No.	NOMENCLATURE	DETAIL	Class of Store	Denom. of Qty.
1	2	3	4	5
	CASES:—			
	Aerofoil:—			
	Mainplane, complete:—			
40	Anson	A	each
	Single plane type:—			
36	Auster	A	"
25	Beaufighter	A	"
48	Viking	A	"
	2 plane type:—			
28	Auster	A	"
2	Beaufighter	A	"
17	Harvard	A	"
42	Hastings	A	"
	3 plane type:—			
29	Auster	A	"
	Towed aerial target:—			
53	Mark 2, 32 ft.	A	"

RESTRICTED

RESTRICTED

RESTRICTED

Issued with A/I. 135 to A.P.1086, Book 15, Second Edition

2

PERIODICAL INSPECTION OF EQUIPMENT—STORAGE CATEGORIES

For details of different storage categories see A.P.1086, Book 1, Second Edition, Memorandum of Instructions, Part 3

AEROFOIL CASES

SECTION 40J

Unless specifically shown below all items in this sub-section have an indefinite shelf life under normal storage conditions and are therefore in category 4.

Generic Heading	Category	Periodicity of Inspection in *Temperate Climates	
		Packaged	Unpackaged

* For method of calculating periodicity of inspection in tropical climates see A.P.1086, Book 1, Second Edition, Memorandum of Instructions, Part 3.

RESTRICTED

Issued with AJL. 251

**AIR PUBLICATION 1086
BOOK 15
SECOND EDITION**

**SECTION 40K
MARINE ENGINE CASES AND STANDS**

**ITEMS UNDER SECTION 40K
ARE COVERED BY VOTE 7E.2**

RESTRICTED

VOCABULARY OF ROYAL AIR FORCE EQUIPMENT
MARINE ENGINE CASES AND STANDS
SECTION 40K
(26th August, 1965)

Ref. No.	Nomenclature	Detail	Class of Store	Denom. of Qty.
1	2	3	4	5
	CASES, marine engine:—			
22	Crossley B.W.M.C.4	Complete with stand	A	each
23	Stand	A	"
33	Evenrude	A	"
26	Ford/Power Conversion, 10 h.p.	Complete with stand	A	"
27	Stand	A	"
13	Ford V.8 Conversion	Complete with stand	A	"
14	Stand	A	"
5	Meadows 8/28 h.p.	Complete with stand	A	"
6	Stand	A	"
3	Meadows 100 h.p.	Complete with stand	A	"
4	Stand	A	"
9	Napier Lion, 500 h.p.	Complete with stand	A	"
10	Stand	A	"
11	Perkins	Complete with stand	A	"
34	Perkins, 4-107	A	"
12	Stand	A	"
28	Rolls Royce C6S	Complete with stand	A	"
29	Stand	A	"
30	Rolls Royce Sea Griffon	Complete with stand	A	"
31	Stand	A	"
24	Vincent, T5AM1	Complete with runners	A	"
	CASES, reverse gear:—			
	Meadows:—			
21	Type 36 or 80 or 120	With or without reduction gears. As fitted to Perkins P.6.M. and S.6.M. engines.	A	"

RESTRICTED

Issued with A/L 255.

**AIR PUBLICATION 1086
BOOK 15
SECOND EDITION**

SECTION 40L

**CASES, WOOD PACKING. For M.T. ENGINES
AND MAIN COMPONENTS**

**ITEMS UNDER SECTION 40L
ARE COVERED BY**

VOTE 7 E.I.★

(★ Cases are supplied by contractors with equipment
but are not charged for separately.)

RESTRICTED

VOCABULARY OF ROYAL AIR FORCE EQUIPMENT
CASES—"MT" MAJOR ASSEMBLIES
SECTION 40L

(20th October, 1965)

NOTE :—No separate column denoting class of store will be shown as all items listed are class "A". Items in this section have an indefinite shelf life under normal storage conditions and are therefore in Storage Category 4.—See A.P. 1086, Book 1, Memorandum of Instructions, Part 3.

Ref. No.	Nomenclature	Detail	Denom. of Qty.
1	2	3	4
CASES, WOOD PACKING			
A.E.G. ASSEMBLIES—SECTION 61AE			
	AXLE, front :—		
741	L.39/XL.113		each
8	L.160 BXS, L.164, BXS		"
307	L.160 CXS		"
380	L.164 F		"
556	L.197 EXS		"
742	L.202 HXS/SO		"
386	L.204 AXS		"
743	L.219 QXS		"
797	L.238 A/SO/2/165227		"
	AXLE, rear :—		
744	F.27/XF.148		"
387	F.194 AS F/194 CS		"
301	F.197 AS F.198 AS		"
399	F.204 AS		"
388	F.227 NXS		"
389	F.228 JXS		"
390	F.229 CXS		"

RESTRICTED

RESTRICTED

CASES—"MT" MAJOR ASSEMBLIES

SECTION 40L—cont.

1	2	3	4
CASES, WOOD PACKING—cont.			
A.E.C. ASSEMBLIES—SECTION 61AE—cont.			
	AXLE, rear—cont.		
745	F.237 KS	each
746	F.238 KS	"
747	F.294 AXS	"
	AXLE, rear (centre) :—		
381	F.203 AS	"
382	F.228 CXS	"
	ENGINE :—		
735	A.64A/XA.116	"
300	A.187 (all suffixes) ; A.196 (all suffixes)	"
304	A.193 (all suffixes)	"
383	A.216 BX	"
736	A.223ZXZ/SO	"
737	AVU.47OC/5.ZK	"
730	AV.690/4A	"
	GEARBOX (aux.) :—		
393	D.142 AE	"
7	D.142 S ; D.142 A.A.	"
250	D.142 (all suffixes excepting SAE and E)	"
751	D.164 MX/SO	"
752	XD.220	"
	GEARBOX (main) :—		
738	D.47A/XD.216	"
827	D.124 AG	"
391	D.142 AG ; D.142 AGS	"

RESTRICTED

RESTRICTED

CASES—"MT" MAJOR ASSEMBLIES

SECTION 40L—cont.

1	2	3	4
CASES, WOOD PACKING—cont.			
A.E.C. ASSEMBLIES—SECTION 61AE—cont.			
GEARBOX (main) :—			
249	D.143 AXS ; D.143 HXS, D.143 LXS		each
248	D.143 (all suffixes excepting AXS and HXS)		"
392	D.153 AXS		"
378	D.153 GX		"
739	D.163 DX		"
740	D.196 BX		"
796	D.212 BX/SO/2/165227		"
RADIATOR :—			
748	N.40/XH.106		"
394	N.171 F		"
395	N.184 E		"
379	N.184 EX		"
400	NI/0213		"
749	N.202 B		"
750	N.206 G		"
ALVIS ASSEMBLIES—SECTION 61AS			
GEARBOX :—			
727	FV.59921		"
702	FV.283366		"
RADIATOR :—			
724	FV.284228		"
TRANSFER BOX :—			
798	FV.439201		"

RESTRICTED

RESTRICTED

CASES—"MT" MAJOR ASSEMBLIES

SECTION 40L—cont.

1	2	3	4
CASES, WOOD PACKING—cont.			
AUSTIN ASSEMBLIES—SECTION 61AU			
	AXLE, front :—		
326	B3-59 ; B3-81	each
355	IK-4416	"
328	K2-116 ; K2-224	"
15	K3-23 ; K3-167	"
403	K4-238	"
	AXLE, rear :—		
404	B3-142	"
662	ID-7388	"
723	ID-7497	"
356	IK-7679	"
330	K2-117	"
254	K3-62	"
405	K4-104	"
	ENGINE :—		
339	B3-100-AB ; B3-122-AB ; B3-187	"
327	K2-376-AB ; K2-448-AB	"
191	K3-60-AB	"
401	K4-229-AB ; K4-338-AB	"
402	K5-176-AB	"
722	SRD-4	"
	GEARBOX (aux.) :—		
17	K3-21	"
	GEARBOX (main) :—		
362	B3-70 ; B3-127	"
732	D2-50 and D2-51	"

RESTRICTED

RESTRICTED

CASES—"MT" MAJOR ASSEMBLIES

SECTION 40L—cont.

1	2	3	4
CASES, WOOD PACKING—cont.			
AUSTIN ASSEMBLIES—SECTION 61AU—cont.			
	GEARBOX (main)—cont.		
354	IK-3532	...	each
361	K2-155	...	"
16	K3-20	...	"
406	K4-233	...	"
573	K4-363	...	"
353	K5-160	...	"
	RADIATOR :—		
407	B3-76 ; B3-133 ; B3-135 ; B3-136	...	"
785	D2-94	...	"
661	1D-1429	...	"
721	1D-2255	...	"
357	IK-2432	...	"
409	K2-377	...	"
571	K2-445	...	"
572	K2-446	...	"
18	K3-53 ; K3-108 ; K3-109	...	"
349	K4-236	...	"
	ALL WHEEL DRIVE LTD.—SECTION 61AW		
	AXLE, front :—		
688	1.FV/EN.26326	...	"
	GEARBOX :—		
684	AGB.5 (Creeper)	...	"
685	AGB.6 (Transfer)	...	"
686	1.FV/EN.25100 (Divider)	...	"
	RADIATOR :—		
687	1.FV/EN.25665	...	"

RESTRICTED

RESTRICTED

CASES—"MT" MAJOR ASSEMBLIES

SECTION 40L—cont.

1	2	3	4
CASES, WOOD PACKING—cont.			
BEDFORD ASSEMBLIES—SECTION 61BE			
	AXLE, front :—		
670	6315146	...	each
667	6322734	...	"
711	6323748	...	"
713	6323763	...	"
130	7055351, 7058485	...	"
425	7052010, 7065222	...	"
23	7057045	...	"
129	7057711	...	"
133	7059669	...	"
419	7074100	...	"
630	7074220	...	"
420	7080610, 7080612, 7101638, 7101640, 7101670	...	"
418	7081044	...	"
631	7101640, 7101670	...	"
632	7103014	...	"
423	7108228	...	"
561	7118828	...	"
647	7143640	...	"
659	7147796	...	"
	AXLE, rear :—		
712	6318036	...	"
760	6322069	...	"
658	6322420	...	"
669	6323675	...	"
789	6367486	...	"
203	7054451, 7059497, 7059498, 7059499	...	"
132	7059496	...	"
126	7059500, 7062596	...	"

RESTRICTED

RESTRICTED

CASES—"MT" MAJOR ASSEMBLIES

SECTION 40L—cont.

1	2										3										4	
CASES, WOOD PACKING—cont.																						
BEDFORD ASSEMBLIES—SECTION 61BE—cont.																						
AXLE, rear—cont.																						
125	7061306	each
367	7063109	"
431	7065207, 7068226	"
432	7080345	"
633	7081332, 7081336	"
426	7081858	"
427	7082535	"
634	7104299	"
635	7106139	"
428	7106141	"
429	7106142	"
430	7106143	"
562	7118831	"
729	7126003	"
636	7129218	"
ENGINE :—																						
710	500687, 557362	"
790	6318138	"
656	6324010	"
799	6339378	"
800	6344668	"
791	6344676	"
792	6365184	"
793	6397236	"
20	7060454, 7064998, 7065478, 7065807, 7066268, 7067800, 7068888, 7074091, 7078615, 7083690, 7083694.	"
410	7084012, 7084012A, 7084038	"
417	7118183	"
559	7121428	"

RESTRICTED

RESTRICTED

CASES—"MT" MAJOR ASSEMBLIES

SECTION 40L—cont.

1	2	3	4
CASES, WOOD PACKING—cont.			
BEDFORD ASSEMBLIES—SECTION 61BE—cont.			
	GEARBOX (main) :—		
668	6317447	each
828	6342632	"
205	7057466, 7062760, 7067410	"
29	7059370, 7067410	"
207	7062692	"
434	7085168, 7085174, 7124230	"
637	7124965	"
560	7124968	"
666	7147444	"
	GEARBOX (transfer) :—		
801	6347812	"
246	7059859	"
436	7096485	"
437	7101023	"
	RADIATOR :—		
794	6308811	"
731	6310910	"
795	6360385	"
438	7050583, 7086487	"
33	7050586	"
35	7065024	"
32	7065182	"
352	7075521, 7112430	"
439	7082154	"
563	7099357	"
657	7132867	"
673	7136305	"
802	7144868	"

RESTRICTED

RESTRICTED

CASES—"MT" MAJOR ASSEMBLIES

SECTION 40L—cont.

1	2	3	4
CASES, WOOD PACKING—cont.			
BRITISH HOISTS ASSEMBLIES—SECTION 61BH			
831	AXLE, front :— 1F4-2846/1	each
803	AXLE, rear :— 1F4-D-2291	"
BRITISH MOTOR CORPORATION—SECTION 61BM			
643	AXLE, front :— AMK.4633	"
644	AXLE, rear :— ATC.7424	"
640	ENGINE :— 8G249	"
726	28G116	"
832	1P-430	"
641	GEARBOX :— IH.3165	"
717	AMK.3414	"
720	22H26	"
645	RADIATOR :— ARK.0024	"
642	STEERING :— 7H6613	"

RESTRICTED

RESTRICTED

9

CASES—"MT" MAJOR ASSEMBLIES

SECTION 40L—cont.

1	2	3	4
CASES, WOOD PACKING—cont.			
CHRYSLER ASSEMBLIES—SECTION 61CY			
807	ENGINE :— HT.413	each
COLES/STEELS, CRANE ASSEMBLIES—SECTION 61CS			
385	AXLE, rear :— 100349	"
384	AXLE, rear (centre) :— 100276	"
762	GEARBOX :— 98323	"
408	RADIATOR :— 98253	"
396	99128	"
581	99216	"
576	114101/1	"
806	206950	"
COMMER ASSEMBLIES—SECTION 61RT			
224	AXLE, front :— P.62543	"
441	P.90413	"
225	AXLE, rear :— P.62546, P.64498	"
95	P.64755	"
442	P.90414	"

RESTRICTED

RESTRICTED
10

CASES—"MT" MAJOR ASSEMBLIES

SECTION 40L—cont.

1	2	3	4
CASES, WOOD PACKING—cont.			
COMMER ASSEMBLIES—SECTION 61RT—cont.			
ENGINE :—			
220	P.62558, P.63572, P.64497, P.64759	...	each
440	P.90423	...	"
GEARBOX (main) :—			
92	P.51243	...	"
443	P.90416	...	"
RADIATOR :—			
97	P.60424	...	"
153	P.63411	...	"
COVENTRY CLIMAX ASSEMBLIES—SECTION 61CX			
AXLE, steering :—			
397	FTD 20 /1A	...	"
787	SAUTFF/41516	...	"
AXLE, wheel hub :—			
398	FTD 3128	...	"
ENGINE :—			
348	CDQ 291	...	"
716	SATQ/4033	...	"
RADIATOR :—			
412	FTF 11/1A	...	"
665	SE 3295/1	...	"
786	CDFT/9340/2	...	"

RESTRICTED

RESTRICTED
11

CASES—"MT" MAJOR ASSEMBLIES

SECTION 40L—cont.

1	2	3	4
	CASES, WOOD PACKING—cont.		
	GOENTRY CLIMAX ASSEMBLIES—SECTION 61GX—cont.		
781	TORQUE CONVERTER :— SATQ 4028	each
411	TRANSMISSION :— FTF 2/4A	"
	CONVEYANCER—SECTION 61EG		
765	AXLE, rear :— F.171156	"
767	F.174964	"
766	F.175430	"
768	F.221011	"
764	ENGINE :— F.171035	"
715	RADIATOR :— F.169460	"
769	F.174694	"
784	TORQUE CONVERTOR :— F.175145	"
	CROSSLEY ASSEMBLIES—SECTION 61GR		
208	AXLE, front :— SA.10001	"
210	AXLE, rear :— SA.10531	"

RESTRICTED

RESTRICTED
12

CASES—"MT" MAJOR ASSEMBLIES

SECTION 40L—cont.

1	2	3	4
CASES, WOOD PACKING—cont.			
CROSSLEY ASSEMBLIES—SECTION 61CR—cont.			
	ENGINE :—		
127	SA.8336 ; SA.8337 ; SA.8337A	each
	GEARBOX (main and aux.) :—		
213	SA.10541	"
	RADIATOR :—		
218	SA.10061	"
DAIMLER ASSEMBLIES—SECTION 61DM			
	FLUID COUPLING :—		
782	FV.83725	"
783	FV.83739	"
	GEARBOX :—		
763	FV.83674	"
DAVID BROWN ASSEMBLIES—SECTION 61DB			
	AXLE, front :—		
453	1175, 16273	"
454	32361	"
455	66436	"
	AXLE, rear (casing) :—		
347	1185	"
	AXLE, rear, spur reduction assemblies :—		
365	1222 (L.H.)	"
366	1223 (R.H.)	"

RESTRICTED

RESTRICTED

CASES—"MT" MAJOR ASSEMBLIES

SECTION 40L—cont.

1	2	3	4
CASES, WOOD PACKING—cont.			
DAVID BROWN ASSEMBLIES—SECTION 61DB—cont.			
	ENGINE :—		
321	1221	each
320	16270, 16272	"
565	68249	"
618	87966	"
694	902188	"
	FINAL DRIVE :—		
693	902168	"
	GEARBOX :—		
296	1229, 16276	"
590	62941	"
456	66437	"
619	88594	"
695	904126	"
696	904143	"
	POWER TAKE OFF :—		
692	902158	"
697	904159	"
	RADIATOR :—		
295	16701, 16701A	"
689	35731	"
690	62996	"
458	62997	"
564	64923	"
591	65769	"
759	87916	"
691	900537	"
808	971651	"

RESTRICTED

RESTRICTED

CASES—"MT" MAJOR ASSEMBLIES

SECTION 40L—cont.

1	2	3	4
CASES, WOOD PACKING—cont.			
DAVID BROWN ASSEMBLIES—SECTION 61DB—cont.			
	STEERING :—		
830	60291	each
	TURBO-TRANSMITTER :—		
567	14293, 16277	"
592	68238	"
566	69096	"
620	69097	"
DENNIS ASSEMBLIES—SECTION 61DE			
	AXLE, front :—		
414	A.1465	"
415	A.1465/AA.4	"
416	AA.69	"
	AXLE, rear :—		
422	AB.80	"
433	A.1620	"
371	66185	"
	ENGINE :—		
413	E.241	"
255	ES.23 ; E.52 ; A.1693	"
	GEARBOX (aux.) :—		
555	SD.12	"
	GEARBOX (main) :—		
372	A.1753	"
444	GB.11,	"

RESTRICTED

RESTRICTED

CASES—"MT" MAJOR ASSEMBLIES

SECTION 40L—cont.

1	2	3	4
CASES, WOOD PACKING—cont.			
DENNIS ASSEMBLIES—SECTION 61DE—cont.			
	GEARBOX (main)—cont.		
445	GB.75	each
446	GB.119	"
	RADIATOR :—		
47	1034848...	"
447	119805	"
FORD ASSEMBLIES—SECTION 61FD			
	AXLE, front :—		
492	ET.6-3001 (all suffixes)	"
154	WOT.1-3001 (all suffixes) ; WOT.3-3001 (all suffixes) ; 7VF-3001 (all suffixes).	"
58	WOT.1-3002 (all suffixes)	"
267	WOT.2-3001 (all suffixes)	"
	AXLE, rear :—		
341	ET.6-4003 (all suffixes)	"
158	WOT.1-4003 (all suffixes) ; 7V-4003 (all suffixes)	"
359	WOT.2-4003 (all suffixes)	"
57	WOT.3-4003 (all suffixes)	"
810	211E-4003E	"
	AXLE, rear (centre) :—		
160	BB.980048B ; BB.980050B	"
493	ET.6-980048 (all suffixes)	"
52	WOT.1-980048 (all suffixes)	"

RESTRICTED

RESTRICTED

CASES—"MT" MAJOR_ASSEMBLIES

SECTION 40L—cont.

1	2	3	4
CASES, WOOD PACKING—cont.			
FORD ASSEMBLIES—SECTION 61FD—cont.			
	ENGINE :—		
209	ET.6-6004 (all suffixes)		each
491	E.04A-6005 BS		"
50	E.91T-6004 (all suffixes)		"
142	E.93A-6005 (all suffixes)		"
143	N.6000G ; N.6000J		"
48	WOT.1-6004 (all suffixes) ; WOT.2-6004 (all suffixes) ; WOT.3-6004 (all suffixes) ; WOT.6-6004 (all suffixes) ; 7V-6004 (all suffixes) ; 7VF-6004 (all suffixes) ; 79E-6004 (all suffixes) ; E.91C-6004 ; 1.PU-6004.		"
813	216E-AA-131-562-113		"
779	529E/CS.670/400/40		"
	GEARBOX (aux.) :—		
331	WOT.1-7900 (all suffixes)		"
	GEARBOX (main) :—		
346	ET.6-7000 (all suffixes)		"
2	WOT.1-7000 (all suffixes) ; 51F-7000 (all suffixes)		"
494	WOT.2-7000 (all suffixes)		"
146	7VF-7000 (all suffixes)		"
809	205E-7003A		"
811	211E-7003A		"
812	212E-7003A		"
778	E.311Z/5		"
	RADIATOR :—		
671	EIADKN/8005.E		"
340	ET.6-8005 (all suffixes)		"
66	E.81T-8005		"
495	N.8010		"

RESTRICTED

RESTRICTED

CASES—"MT" MAJOR ASSEMBLIES

SECTION 40L—cont.

1	2	3	4
CASES, WOOD PACKING—cont.			
FORD ASSEMBLIES—SECTION 61FD—cont.			
	RADIATOR—cont.		
68	WOT.1-8005 (all suffixes)	each
174	79-8005 ; 79E-8005	"
175	7V-8005 (all suffixes)	"
496	7W-8005 ; E.93A-8005	"
672	500E/8005	"
HANDS TRAILER ASSEMBLIES—SECTION 61HA			
	AXLE :—		
449	AXU.133	"
450	FU.254	"
HUMBER ASSEMBLIES—SECTION 61RT			
	AXLE, rear :—		
369	P.47505, P.47950, P.78209, P.100304, 4/H375	"
460	P.48103, P.48110, P.48220, P.78208	"
598	P.48110	"
599	P.81115	"
	ENGINE :—		
186	P.47562, P.47563, P.47735, P.47850, P.47857, P.48205, P.48240	"
187	P.47596	"
459	P.48298	"
602	6H.261	"
	GEARBOX (main) :—		
462	P.47544, P.47555, P.47600	"
463	P.48093, P.48094	"
464	P.48326, P.48387, P.48438	"
568	P.48465	"

RESTRICTED

RESTRICTED
18

CASES—"MT" MAJOR ASSEMBLIES

SECTION 40L—cont.

1	2	3	4
CASES, WOOD PACKING—cont.			
HUMBER ASSEMBLIES—SECTION 61RT—cont.			
	RADIATOR :—		
86	P.47526, P.73173	...	each
342	P.56100, P.66807	...	"
334	P.87785	...	"
465	P.89562, P.100180	...	"
569	P.10414	...	"
JONES GRANE—SECTION 61KL			
	ENGINE :—		
757	UE/600/73	...	"
	GEARBOX :—		
770	LA.14350	...	"
814	LA.14861	...	"
771	LA.23251	...	"
	RADIATOR :—		
815	M.19014	...	"
KARRIER BANTAM ASSEMBLIES—SECTION 61RT			
	AXLE, front :—		
99	71578 K	...	"
498	P.94452	...	"
	AXLE, rear :—		
269	71575K, 71615K	...	"
368	76416K	...	"
499	P.94457	...	"
600	W.68686	...	"

RESTRICTED

RESTRICTED

CASES—"MT" MAJOR ASSEMBLIES

SECTION 40L—cont.

1	2	3	4
CASES, WOOD PACKING—cont.			
KARRIER BANTAM ASSEMBLIES—SECTION 61RT—cont.			
	ENGINE :—		
221	P.63570, 71373K		each
497	P.48424, P.94447		"
597	P.48549		"
	GEARBOX (main) :—		
268	71574K		"
370	P.63574		"
500	P.68609, P.94451, W.68236		"
	RADIATOR :—		
101	76193K		"
501	W.70004, W.71050		"
596	W.71565		"
LANGER ASSEMBLIES—SECTION 61LM			
	AXLE, drive :—		
821	P.00325		"
	AXLE, steering :—		
822	P.00330		"
	RADIATOR :—		
788	S.42315		"
LANDROVER ASSEMBLIES—SECTION 61RV			
	AXLE, front :—		
503	234023		"
504	237650, 237990		"
614	246225		"
679	272305		"

RESTRICTED

RESTRICTED

CASES—"MT" MAJOR ASSEMBLIES

SECTION 40L—cont.

1	2	3	4
CASES, WOOD PACKING—cont.			
LANDROVER ASSEMBLIES—SECTION 61RV—cont.			
	AXLE, front—cont.		
680	278018	each
772	534176	"
	AXLE, rear :—		
507	234027	"
506	238038	"
616	265397	"
615	272198	"
678	279629	"
823	540853	"
	ENGINE :—		
337	236639, 236640	"
502	245823	"
594	269102	"
613	269991	"
612	270401	"
675	511805	"
674	514538	"
676	515423	"
	GEARBOX (main) :—		
343	234718	"
508	234749, 240168, 248361	"
677	277914	"
	RADIATOR :—		
511	219245	"
617	268017	"

RESTRICTED

RESTRICTED
21

CASES—"MT" MAJOR ASSEMBLIES

SECTION 40L—cont.

1	2	3	4	
CASES, WOOD PACKING—cont.				
LANDROVER ASSEMBLIES—SECTION 61RV—cont.				
	RADIATOR			
683	279846			each
681	279848			"
682	509871			"
773	531227			"
824	548073			"
LEYLAND ASSEMBLIES—SECTION 61LE				
	AXLE, front :—			
69	186022			"
466	231207			"
467	279852			"
468	287450			"
	AXLE, rear :—			
261	X.70869J			"
477	244702			"
478	244702/236044A			"
480	279912/521322			"
	AXLE, rear (centre) :—			
472	X.70868H			"
336	231208, 231209, 233848, 233849			"
470	244703			"
471	244703/236041A			"
473	279911, 279912			"
474	279911/521323			"

RESTRICTED

RESTRICTED

CASES—"MT" MAJOR ASSEMBLIES

SECTION 40L—cont.

1	2	3	4
GASES, WOOD PACKING—cont.			
LEYLAND ASSEMBLIES—SECTION 61LE—cont.			
	AXLE, rear (intermediate) :—		
819	279911/286666	each
	ENGINE :—		
260	E.60/13	"
128	E.156	"
329	E.175, 231221, 232726	"
816	UE.350/103	"
817	UE.600/46	"
818	UE.600/350	"
345	279877, 283675	"
364	294555	"
820	309759	"
655	543361	"
	GEARBOX (aux.) :—		
484	213203	"
485	230009	"
486	236792	"
487	237437	"
	GEARBOX (main) :—		
481	213202	"
344	246144	"
482	506382, 506383	"
706	506384, 555909	"
	GEARBOX (main and aux.) :—		
73	AS.2784	"
483	AS.2838/2	"

RESTRICTED

RESTRICTED

CASES—"MT" MAJOR ASSEMBLIES

SECTION 40L—cont.

1	2	3	4
CASES, WOOD PACKING—cont.			
LEYLAND ASSEMBLIES—SECTION 61LE—cont.			
	RADIATOR :—		
71	AS.2804	each
70	221336	"
488	229483	"
489	231329	"
490	267158	"
584	307309	"
585	309042	"
586	309477	"
LISTER ASSEMBLIES—SECTION 61LS			
	ENGINE :—		
298	NU.9/600 c.e.	"
448	SS.3/600 c.e.	"
610	31-46581	"
	GEARBOX :—		
299	391	"
611	31-7072C	"
MASSEY FERGUSON—SECTION 61ME			
	RADIATOR :— ...		
705	828-096-M.92	"
MEADOWS ASSEMBLIES—SECTION 61MD			
	ENGINE :—		
638	4DJ/420	"
377	4EL/AV	"
374	6PC/630	"
375	6PJ/630	"
699	A40/No. 1 MK. 2A (FV.138736)	"

RESTRICTED

RESTRICTED

CASES—"MT" MAJOR ASSEMBLIES

SECTION 40L—cont.

1	2	3	4
GASES, WOOD PACKING—cont.			
MEADOWS ASSEMBLIES—SECTION 61MD—cont.			
	GEARBOX :—		
376	22 Mark 1/25	each	each
	POWER TAKE-OFF :—		
700	FV.139676		"
	RADIATOR :—		
698	106055		"
MORRIS ASSEMBLIES—SECTION 61MS			
	AXLE, front :—		
545	V.7627		"
	AXLE, rear :—		
546	V.7628		"
	ENGINE :—		
544	V.6240		"
	GEARBOX (main) :—		
547	V.6596		"
	RADIATOR :—		
548	7464A		"

RESTRICTED

RESTRICTED
25

CASES—"MT" MAJOR ASSEMBLIES

SECTION 40L—cont.

1	2	3	4
CASES, WOOD PACKING—cont.			
PERKINS ASSEMBLIES:— SECTION 61PK			
	ENGINE :—		
587	2774	each
350	2990	"
639	4453	"
575	4847	"
777	6243	"
ROLLS ROYCE ASSEMBLIES:— SECTION 61BU			
	ENGINE :—		
580	B.60-6A	"
646	B.60, Mark 50G	"
804	B.61, Mark 7G	"
338	B.80, Mark 2D ; B.80, Mark 5D	"
577	B.80, Mark 2K ; B.80, Mark 5K	"
608	B.80, Mark 5N	"
609	B.80, No. 1, Mark 5H	"
579	B.81, Mark 5G	"
607	B.81, Mark 8A	"
660	B.81, Mark 50G	"
663	B.81/1/Mark 5Q.1	"
728	C.6.MFL/Series 2	"
725	C.6.NFL	"
578	LV.10/EU/380-5D	"
METEORITE ASSEMBLIES:— SECTION 61ME			
	ENGINE :—		
554	FV.95148, Mark 204	"
RELIANCE ASSEMBLIES:— SECTION 61RE			
	ENGINE :—		
654	TA.8	"

RESTRICTED

RESTRICTED

CASES—"MT" MAJOR ASSEMBLIES

SECTION 40L—cont.

1	2	3	4
CASES, WOOD PACKING—cont.			
ROTARY SNOW PLOUGH ASSEMBLIES—SECTION 61RP			
	GEARBOX :—		
552	35411	Steels' chassis	each
621	D.H.1050	Douglas chassis	"
	RADIATOR :—		
553	35457, 36197	Douglas and Steels chassis	"
622	N.117	Douglas chassis	"
SCAMMELL ASSEMBLIES—SECTION 61SC			
	AXLE :—		
825	43W243	"
	AXLE, centre and rear (bogie) :—		
537	WD.9	"
775	WD(T).13	"
755	WD.20	"
	AXLE, front :—		
532	WD.29	"
774	WD(C).18	"
533	WD(T).9	"
	ENGINE :—		
530	MS/Scarab/1	"
531	WD.12	"
528	WD.19	"
529	WD.28	"

RESTRICTED

RESTRICTED
27

CASES—"MT" MAJOR ASSEMBLIES

SECTION 40L—cont.

1	2	3	4
CASES, WOOD PACKING—cont.			
SCAMMELL ASSEMBLIES—SECTION 61SC—cont.			
	GEARBOX (main) :—		
538	6W/1807	each
718	WD.2	"
754	WD(C).7	"
539	WD(T).8	"
	RADIATOR :—		
733	2R.265	"
540	8TA.	"
541	8W.1034	"
542	WD(T).6, WD(T).10	"
SENTINEL ASSEMBLIES—SECTION 61SL			
	AXLE, rear :—		
626	GM/D/10685	"
	GEARBOX (aux.) :—		
625	GM/D/2732	"
	GEARBOX (main) :—		
623	GM/D/2550/S	"
	RADIATOR :—		
624	GM/D/2731	"

RESTRICTED

RESTRICTED

CASES—"MT" MAJOR ASSEMBLIES

SECTION 40L—cont.

1	2	3	4
CASES, WOOD PACKING—cont.			
SHELVOKE AND DREWERY—SECTION 61SY			
	AXLE, DRIVING :—		
708	FL.2/IC	each
	GEARBOX :—		
709	FL.4/IB	"
703	FL.5/1A	"
	RADIATOR :—		
704	FL.47/1B	"
SICARD ASSEMBLIES—SECTION 61SW			
	RADIATOR :—		
826	8460000	"
STACATRUC ASSEMBLIES—SECTION 61FT			
	AXLE, rear :—		
525	2PH-301	"
	GEARBOX :—		
526	2PH-201	"
	RADIATOR :—		
527	2PH-2000	"

RESTRICTED

RESTRICTED

CASES—"MT" MAJOR ASSEMBLIES

SECTION 40L—cont.

1	2	3	4
CASES, WOOD PACKING—cont.			
STANDARD ASSEMBLIES—SECTION 61ST			
108	AXLE, front :— 51276	each
104	AXLE, rear :— 51275	"
515	57996	"
758	302165, 502823	"
652	302449	"
ENGINE :—			
281	51046	"
102	51273	"
512	57828, 60643, 500507	"
514	500857, 500973, 501177, 501740	"
648	503109	"
628	503728	"
GEARBOX (main) :—			
106	51274	"
284	51407	"
516	60200	"
517	300948	"
603	301187	"
604	301188	"
605	302035	"
776	302050	"
651	303278	"
649	506544	"
650	506545	"

RESTRICTED

RESTRICTED

CASES—"MT" MAJOR ASSEMBLIES

SECTION 40L—cont.

1	2	3	4
CASES, WOOD PACKING—cont.			
STANDARD ASSEMBLIES—SECTION 61ST—cont.			
	RADIATOR :—		
288	45807	each
287	48701	"
105	51255	"
103	51511	"
518	400147, 400235	...	"
629	400564	"
653	400701	"
719	401206	"
TAYLOR JUMBO CRANE ASSEMBLIES—SECTION 61CJ			
	AXLE, driving :—		
551	FA.7/27	"
THORNYCROFT ASSEMBLIES—SECTION 61TH			
	AXLE, front :—		
113	A.1035	"
520	A.1062	"
114	A.1070	"
534	A.1120	"
588	FA.261, FA.264	...	"
	AXLE, rear :—		
535	A.1036	"
116	A.1064	"
115	A.1071	"
536	A.1126	"
574	RA.261, RA.264	...	"
707	RA.263/A.1601, RA.263/A.1602	...	"

RESTRICTED

RESTRICTED

CASES—"MT" MAJOR ASSEMBLIES

SECTION 40L—cont.

1	2	3	4
CASES, WOOD PACKING—cont.			
THORNEYCROFT ASSEMBLIES—SECTION 61TH—cont.			
	AXLE, rear (centre) :—		
—	A.1063	Ref. No. 116	each
—	A.1125	Ref. No. 536	"
	ENGINE :—		
303	A.1034, A.1068, A.1078, A.1091	"
109	A.1079, A.1088	"
351	A.1118	"
780	GRN/6/2	"
	GEARBOX (aux.) :—		
111	A.1038	"
522	A.1394/AGB.261/PD.261 ; AGB.265	"
664	A.166.9/AGB/2.D.266	"
714	AGB/268/266	"
	GEARBOX (main) :—		
110	A.1037	"
521	A.1316/GB.260, GB.262	"
	GEARBOX (main and aux.) :—		
112	A.1061	"
237	A.1069, A.1081	"
363	A.1119	"
539	A.1576/BK.426/GB.260	"

RESTRICTED

RESTRICTED
32

CASES—"MT" MAJOR ASSEMBLIES

SECTION 40L—cont.

1	2	3	4
CASES, WOOD PACKING—cont.			
THORNEYCROFT ASSEMBLIES—SECTION 61TH—cont.			
	RADIATOR :—		
523	133676		each
239	136738		"
241	137733		"
335	140847		"
524	149277, 161498		"
TRIUMPH ASSEMBLIES—SECTION 61TR			
	ENGINE :—		
549	ENTRW, ENTRW-2B		"
	GEARBOX :—		
550	T.980, T.1336		"
ZWICKY ASSEMBLIES—SECTION 61BZ			
	AXLE, rear :—		
805	12518		"
	GEARBOX :—		
761	11854		"

RESTRICTED

RESTRICTED

CASES AND GRATES—M.T. ENGINES AND MAIN COMPONENTS

SECTION 40L—cont.

INDEX TO REFERENCE NUMBERS

Ref. No.	Page No.	Ref. No.	Page No.	Ret. No.	Page No.	Ret. No.	Page No.	Ref. No.	Page No.	Ret. No.	Page No.	Ret. No.	Page No.	Ret. No.	Page No.	Ret. No.	Page No.	Ref. No.	Page No.
2	17	103	31	191	4	296	14	350	26	385	10	417	7	454	13	492	16	529	27
7	2	104	30	203	6	298	24	351	32	386	1	418	6	455	13	493	16	530	27
8	1	105	31	205	8	299	24	352	8	387	1	419	6	456	14	494	17	531	27
15	4	106	30	207	8	300	2	353	5	388	1	420	6	458	14	495	17	532	27
16	5	108	30	208	12	301	1	354	5	389	1	422	15	459	18	496	18	533	27
17	4	109	32	209	17	303	32	355	4	390	1	423	6	460	18	497	20	534	31
18	5	110	32	210	12	304	2	356	4	391	2	425	6	462	18	498	19	535	31
20	7	111	32	213	13	307	1	357	5	392	3	426	7	463	18	499	19	536	31
23	6	112	32	218	13	320	14	359	16	393	2	427	7	464	18	500	20	537	27
29	8	113	31	220	11	321	14	361	5	394	3	428	7	465	19	501	20	538	28
32	8	114	31	221	20	326	4	362	4	395	3	429	7	466	22	502	21	539	28
33	8	115	31	224	10	327	4	363	32	396	10	430	7	467	22	503	20	540	28
35	8	116	31	225	10	328	4	364	23	397	11	431	7	468	22	504	20	541	28
47	16	125	7	237	32	329	23	365	13	398	11	432	7	470	22	506	21	542	28
48	17	126	6	239	33	330	4	366	13	399	1	433	15	471	22	507	21	544	25
50	17	127	13	241	33	331	17	367	7	400	3	434	8	472	22	508	21	545	25
52	16	128	23	246	8	334	19	368	19	401	4	436	8	473	22	511	21	546	25
57	16	129	6	248	3	335	33	369	18	402	4	437	8	474	22	512	30	547	25
58	16	130	6	249	3	336	22	370	20	403	4	438	8	477	22	514	30	548	25
66	17	132	6	250	2	337	21	371	15	404	4	439	8	478	22	515	30	549	33
68	18	133	6	254	4	338	26	372	15	405	4	440	11	480	22	516	30	550	33
69	22	142	17	255	15	339	4	374	24	406	5	441	10	481	23	517	30	551	31
70	24	143	17	260	23	340	17	375	24	407	5	442	10	482	23	518	31	552	27
71	24	146	17	261	22	341	16	376	25	408	10	443	11	483	23	520	31	553	27
73	23	153	11	267	16	342	19	377	24	409	5	444	15	484	23	521	32	554	26
86	19	154	16	268	20	343	21	378	3	410	7	445	16	485	23	522	32	555	15
92	11	158	16	269	19	344	23	379	3	411	12	446	16	486	23	523	33	556	1
95	10	160	16	281	30	345	23	380	1	412	11	447	16	487	23	524	33	559	7
97	11	174	18	284	30	346	17	381	2	413	15	448	24	488	24	525	29	560	8
99	19	175	18	287	31	347	13	382	2	414	15	449	18	489	24	526	29	561	6
101	20	186	18	288	31	348	11	383	2	415	15	450	18	490	24	527	29	562	7
102	30	187	18	295	14	349	5	384	10	416	15	453	13	491	17	528	27	563	8

RESTRICTED

RESTRICTED

CASES AND GRATES—M.T ENGINES AND MAIN COMPONENTS—cont.

SECTION 40L—cont.

INDEX TO REFERENCE NUMBERS—cont.

Ref. No.	Page No.	Ref. No.	Page No.	Ref. No.	Page No.	Ref. No.	Page No.	Ref. No.	Page No.	Ref. No.	Page No.	Ref. No.	Page No.	Ref. No.	Page No.	Ref. No.	Page No.	Ref. No.	Page No.
564	14	602	18	636	7	668	8	700	25	733	28	768	12	800	7				
565	14	603	30	637	8	669	6	702	3	735	2	769	12	801	8				
566	15	604	30	638	24	670	6	703	29	736	2	770	19	802	8				
567	15	605	30	639	26	671	17	704	29	737	2	771	19	803	9				
568	18	607	26	640	9	672	18	705	24	738	2	772	21	804	26				
569	19	608	26	641	9	673	8	706	23	739	3	773	22	805	33				
571	5	609	26	642	9	674	21	707	31	740	3	774	27	806	10				
572	5	610	24	643	9	675	21	708	29	741	1	775	27	807	10				
573	5	611	24	644	9	676	21	709	29	742	1	776	30	808	14				
574	31	612	21	645	9	677	21	710	7	743	1	777	26	809	17				
575	26	613	21	646	26	678	21	711	6	744	1	778	17	810	16				
576	10	614	20	647	6	679	20	712	6	745	2	779	17	811	17				
577	26	615	21	648	30	680	21	713	6	746	2	780	32	812	17				
578	26	616	21	649	30	681	22	714	32	747	2	781	12	813	17				
579	26	617	21	650	30	682	22	715	12	748	3	782	13	814	19				
580	26	618	14	651	30	683	22	716	11	749	3	783	13	815	19				
581	10	619	14	652	30	684	5	717	9	750	3	784	12	816	23				
584	24	620	15	653	31	685	5	718	28	751	2	785	5	817	23				
585	24	621	27	654	26	686	5	719	31	752	2	786	11	818	23				
586	24	622	27	655	23	687	5	720	9	754	28	787	11	819	23				
587	26	623	28	656	7	688	5	721	5	755	27	788	20	820	23				
588	31	624	28	657	8	689	14	722	4	757	19	789	6	821	20				
589	32	625	28	658	6	690	14	723	4	758	30	790	7	822	20				
590	14	626	28	659	6	691	14	724	3	759	14	791	7	823	21				
591	14	628	30	660	26	692	14	725	26	760	6	792	7	824	22				
592	15	629	31	661	5	693	14	726	9	761	33	793	7	825	27				
594	21	630	6	662	4	694	14	727	3	762	10	794	8	826	29				
596	20	631	6	663	26	695	14	728	26	763	13	795	8	827	2				
597	20	632	6	664	32	696	14	729	7	764	12	796	3	828	8				
598	18	633	7	665	11	697	14	730	2	765	12	797	1	830	15				
599	18	634	7	666	8	698	25	731	8	766	12	798	3	831	9				
600	19	635	7	667	6	699	24	732	4	767	12	799	7	832	9				

RESTRICTED

RESTRICTED

RESTRICTED

Issued with A/L 241

AIR PUBLICATION 1086

BOOK 15

SECOND EDITION

SECTION 4A
WORKSHOP EQUIPMENT

**ITEMS UNDER SECTION 4A
ARE COVERED BY VOTE 7F1a**

RESTRICTED

VOCABULARY OF ROYAL AIR FORCE EQUIPMENT
WORKSHOP EQUIPMENT
SECTION 4A
(14th June, 1965)

Ref. No.	Nomenclature	Detail	Drawing No. or Part No.	No. off	Class of Store	Denom. of Qty.
1	2	3	4	5	6	7
	ANVILS :—	Without blocks or stands.				
523	1½ cwt.	Patt. C.502	—	C	each
525	Stand	Cast iron		—	C	"
526	2 cwt.	Patt. C.503	—	C	"
527	Stand	Cast iron		—	C	"
	APPARATUS, tyre repairing set, Type A :—	For minor repairs to aircraft and M.T. tyres & covers, outer.				
	Consisting of :—					
1648	Brush, wire	6¼ oz. 12 in. × 1 in. × 7⁄8 in.		1	C	"
1649	Buffer, cover	8 oz.		1	C	"
—	Dough, tyre	Reference 32C/642 Cartridges		12	—	—
1650	Gun, dough	1 lb. 4 oz. 9 in. × 3 in. × 2 in.		1	A	each
1651	Knife, skiving	4 oz.		1	C	"
1652	Rasp, rat tail	8 oz.		1	C	"
1653	Sealfast, solvent and cleaner	8 oz. tins		3	C	"
	APPARATUS, tyre repairing sets, Type B :—	For minor vulcanizing repairs to aircraft tyres, (covers, outer) and tubes (inner). Complete in wooden case. For initial issue only. Accessories must be demanded separately.				
1766	110 volts, universal	} Complete in wooden case. For initial issue only. Accessories must be demanded separately.		—	A	"
1700	200-250 volts, universal			—	A	"
	Comprising :—					
1680	Bar, clamping	17 in. with central tensioning device and shackles ...		1	C	"

RESTRICTED

RESTRICTED

WORKSHOP EQUIPMENT
SECTION 4A—cont.

1	2	3	4	5	6	7
	APPARATUS, tyre repairing sets, Type B—cont.					
	Comprising—cont.					
	Brushes :—					
1688	Round fitch, No. 6		1	C	each
1689	Wire, scratch	2½ in. diam., mounted on adaptor, complete. Not to be demanded if Ref. No. 1886 only requires replacement.		1	C	"
1702	Wire, scratch	Hand, wooden handle		1	C	"
1681	Chain	5 ft. link type		2	C	length
1699	Clamp	"G" type for tube repairs		1	C	each
1692	Knife, rubber repairer's, T.377/1		1	C	"
1693	Knife, rubber repairer's, T.377/2		1	C	"
	Plates, curved :—					
1682	Size No. 1	With attachment bolts. 0-7.25 in.		1	C	"
1683	Size No. 2	7.50 in.-12.25 in.		1	C	"
1684	Size No. 3	12.50 in.-17.00 in.		1	C	"
1685	Size No. 4	17.50 in.-26.50 in.		1	C	"
1701	Plate, flat, No. 5 size	For tube and outer-cover side-wall repairs		1	C	"
1705	Scissors, curved	7 in.		1	C	pair
	Vulcanizers :—					
1686	110 volts, universal... ..	Electrically heated, c/w thermostat control.		1	C	each
1687	200-250 volts		1	C	"
1697	Wheel, milled hand	1½ in. × ¼ in. ball bearing		1	C	"
	Accessories :—					
—	Chalk, French	Reference 32C/19		—	—	—
—	Compound, cover-repair, ⅛ in. gauge	Tins. Reference 32C/396		—	—	—
—	Compound, cover-repair, ⅜ in. gauge	Reference 32C/397		—	—	—
—	Compound, tube repairs	Reference 32C/643. Tins		1	—	—
	Drills, hollow :—					
2279	⅜ in.		1	C	each
2280	⅝ in.		1	C	"
2281	⅞ in.		1	C	"

RESTRICTED

RESTRICTED

WORKSHOP EQUIPMENT
SECTION 4A—cont.

1	2	3	4	5	6	7
	APPARATUS, tyre repairing sets, Type B <i>cont.</i>					
	Accessories—cont.					
—	Emery cloth, No. 1	Reference 33C/26		—	—	—
1691	Muslin gauze cloth	Pieces. 64 in. 21 in.		—	C	piece
1704	Pad, pressure	Rubber, for tube repairs		—	C	each
	Rasps, rotating, rough :—					
2282	No. 1		1	C	”
2283	No. 2		1	C	”
2284	No. 3		1	C	”
—	Solution, rubber	Reference 32C/644. Pint tins. For repair of covers, outer only.		—	C	—
	Spares :—					
—	Bead, insulating, Type B	1.7 mm. diam. hole. Reference 5K/155		—	—	—
	Elements, electric					
1740	110 volts	For use with Ref. No. 1686		—	C	each
1741	200-250 volts	For use with Ref. No. 1687		—	C	”
1880	Fixing, pilot lamp	Less lamp and red mask		—	C	”
—	Lamp, filament, 6 volts, 1.8 watts	Reference 5L/9951208		—	—	—
1742	Mask, red	Glass		—	C	each
1886	Section, brush	For Ref. No. 1689. Two per brush		—	C	”
1743	Thermostat		—	C	”
—	Wire, Eureka, 18 S.W.G.	Reference 5E/685		—	—	—
815	BATH, paraffin	2 ft. 9 in. / 12 in. × 5½ in. For armoury vehicles.		—	A	each
2245	BATH, wax dipping, large	440 volts, 3-phase A.C.		1	A	”
	Spares :—					
2287	Element, electric, heating	220 volts, 1,300 watts		1	C	”
	BENCH, carpenter's :—					
6	Type A	Portable. 7 ft. 6 in. × 2 ft. 4 in. × 2 ft. 10 in. high		1	A	”
7	BENCH, fitter's	Portable. 200 lb., 7 ft. 6 in. × 2 ft. 4 in. × 3 ft. Also for armourers.		—	A	”

RESTRICTED

RESTRICTED

WORKSHOP EQUIPMENT

SECTION 4A—cont.

1	2	3	4	5	6	7
483	BENCH, flight	140 lb., 3 ft. 6 in. × 2 ft. 2 in. × 3½ in.		—	A	each
1292	BENCH, magneto test, Type B	Less plugs and adaptors. Portable, complete with two of Ref. No. 1855 and one of Ref. No. 1241.		—	A	„
	Accessories :—					
1514	Ball, steel	¼ in. diam.		—	C	„
—	Belting, leather, round. 5/16 in. diam.	In 4 ft. 5 in. or 5 ft. 4 in. lengths. Demands to state lengths required. Reference 3B/43.		—	—	—
—	Bolt, Whitworth, steel coach, 3/8 in. × 2¼ in.	Reference 29A/2613		—	—	—
1506	Bracket	For 75 and 90 mm. spigot-type magnetos		—	C	each
1505	Gap, gauge	For setting ball gaps		—	C	„
—	Nut, Whitworth, steel coach, square. 3/8 in.	Reference 29A/1197		—	—	—
1507	Plate	For base-mounted type magneto		—	C	each
	Pulleys, splined :—					
1856	1-75 in.		—	B	„
1501	6 in.		—	C	„
	Pulleys, tapered :—					
1643	1-75 in.		—	C	„
1502	6 in.		—	C	„
1504	Spanner		—	C	„
—	Tachometer, hand, 10,000 r.p.m., Type B	Reference 1C/5417		—	—	—
—	Washer, Whitworth, steel, plain, black, 3/8 in.	Reference 29C/1820		—	—	—
	Spares :—					
1855	Box, junction, 8-way		—	A	each
1241	Gap, spark, 16-way		—	A	„
—	Motor, electric, 24-volt, ½-H.P.	Reference 5P/1171		—	—	—
1367	BENCH, repair	Portable, 5 ft. For repair depots only		—	A	each
	BENCH, shoemakers' :—	For two men.				
	Consisting of :—					
1519	Bench		1	A	„
1676	Socket		2	C	„

RESTRICTED

RESTRICTED

WORKSHOP EQUIPMENT

SECTION 4A—cont.

1	2	3	4	5	6	7
	BENCH, shoemakers'—cont.	For Two men—cont.				
	Consisting:—cont.					
1677	Upright		2	C	each
	Accessories:—					
	Lasts, size 2:—	For W.R.A.F. shoes.				
1672	L.H.		—	C	”
1665	R.H.		—	C	”
	Lasts, size 4:—					
1673	L.H.		—	C	”
1610	R.H.		—	B	”
	Lasts, size 6:—					
1674	L.H.		—	C	”
1611	R.H.		—	B	”
	Lasts, size 8:—					
1675	L.H.		—	C	”
1612	R.H.		—	B	”
	BLOCK, swage:—	Without stand.				
541	13 in. × 13 in. × 6 in.		—	C	”
542	Stand		—	C	”
543	18 in. × 18 in. × 6 in.		—	C	”
544	Stand		—	C	”
1666	BLOWER, air, Type A, Mark 1	Electrically operated. For inflating and deflating dinghies for inspection and packing purposes. Overall dimensions 1 ft. × 1 ft. × 1 ft. Weight 14 lb. Hoover type.	Hoover Pattern	—	A	”
	Spares:—					
1866	Adaptor, hose	For connection to inflation valves on “K” type dinghies.		—	C	”
—	Brush, carbon	Reference 5A/1904		—	—	—
1825	Hose, assembly		—	C	set
—	Motor, electric, 230 volt, ¼ H.P.	Reference 5P/1752		—	—	—

RESTRICTED

RESTRICTED

WORKSHOP EQUIPMENT

SECTION 4A—cont.

1	2	3	4	5	6	7
	BLOWERS, air, Type B :—	Repairable items returned to be complete with Ref. Nos. 2310, 2311 and 2312.				
2277	Mark 1	C/w Ref. Nos. 2310, 2311 and 2312	B.V.C. Pattern	—	A	each
2627	Mark 2		GM/C/1775	—	A	„
	Accessories :—	For Ref. Nos. 2277 and 2627				
2310	Hose, air, 10 ft. long	C/w end connectors and swivel adaptor		—	B	„
2311	Hose, air, 10 ft. long	C/w couplings for crevice tool		—	B	„
2312	Tool, crevice		—	B	„
	Spares :—	For Ref. Nos. 2277 and 2627.				
2669	Bag, filter	GA/5805	1	C	„
2674	Brush, carbon	SA/11647	1	C	„
2671	Connector, hose	P/51005	1	C	„
2668	Cover, switch	P/51502/A2	1	C	„
2672	Handle, box	P/51501/A2	1	C	„
2673	Spring, switch	P/12132	1	C	„
2670	Switch	89/47	1	C	„
2345	BLOWER, air, Type C, Mark 1	C/w Ref. Nos. 2346, 2347 and 2348	Bylock pattern	—	A	„
	Accessories :—					
2346	Hose, air, 10 ft. long	C/w end connections and swivel adaptor		—	C	„
2347	Hose, air, 10 ft. long	C/w couplings for crevice tool		—	C	„
2677	Switch, toggle, 10 amps., 250 volts		—	C	„
2348	Tool, crevice	With protected switch		—	C	„
	BOXES, case-hardening :-					
571	8 in. × 7 in. × 5 in.		—	C	„
572	8 in. × 8 in. × 4 in.		—	C	„
573	12 in. × 12 in. × 6 in.		—	C	„
574	12 in. × 12 in. × 8 in.		—	C	„

RESTRICTED

RESTRICTED

WORKSHOP EQUIPMENT

SECTION 4A—cont.

1	2	3	4	5	6	7
	CABINET, storage, low temperature :—					
2331	Temperate model	—	A	each
2332	Tropical model	—	A	„
	CRUCIBLES :—	Plumbago. Without tongs.				
1091	20 lb.	—	C	„
1003	Tongs	—	C	„
589	30 lb.	—	C	„
590	Tongs	—	C	„
591	40 lb.	—	C	„
592	Tongs	—	C	„
593	60 lb.	—	C	„
594	Tongs	—	C	„
595	80 lb.	—	C	„
596	Tongs	—	C	„
597	90 lb.	—	C	„
598	Tongs	—	C	„
599	100 lb.	—	C	„
600	Tongs	—	C	„
601	120 lb.	—	C	„
602	Tongs	—	C	„
603	160 lb.	—	C	„
605	200 lb.	—	C	„
606	Tongs	—	C	„
	DETECTOR, crack, magnetic :—					
1615	Type R	n Complete. 200/250 volts A.C., 50 cycles, single phase		—	A	„
	Accessories :—					
1616	Demagnetizer, Type A	15 in. × 15 in. square tunnel, 230 volts input, 50 cycles, single phase. 2-gallon containers.		—	A	„
2286	Fluid, white, magnetic	For crack detection. Naval aviation only		—	C	gal.
1617	Ink detector, Type A	For use with the magnetic crack detection of engine components and propellers only.		—	C	„

RESTRICTED

RESTRICTED

7

WORKSHOP EQUIPMENT
SECTION 4A—cont.

1	2	3	4	5	6	7
	DETECTOR, crack, magnetic:—cont. Type R—cont. <i>Accessories—cont.</i>					
1881	Modification set	To incorporate a method of current-control in Type R detectors. Complete with tapped choke unit and ammeter.		—	A	set
2339	DETECTOR, flow, magnetic	(Minchom Sempun). Naval aviation only		—	A	each
	<i>Accessories :—</i>	Naval aviation only.		—	C	tin
2340	Ink, black (concentrate)	BSSM.27	—	C	”
2440	Ink, crack, magnetic, black, grade 1		—	C	”
2342	White-spray (concentrate)		—	C	”
2411	DETECTOR, portable, magnetic, crack, type A.M.	Johnson and Allen		—	A	each
	<i>Accessories :—</i>			—	A	”
2412	Demagnetizing unit		—	C	”
2415	“G” Clamp—6 ins.		—	C	”
2416	“G” Clamp—10 ins.		—	C	”
2417	Ink, detecting	“Neocol”. 5 gal. container	DTD.200/4201	—	C	gal.
2413	Split, coil		—	C	”
2414	Spray gun		—	C	each
	DYNAMOMETER, fan brake :—	For testing M.T. engines after repairs.				
2211	Type A	} Complete with remote control and tachometer with flexible shaft drive.		1	A	”
2212	Type B			1	A	”
2213	Type C			1	A	”
612	FORGE, fan type collapsible	Field. With blower		—	A	”
1286	Blower	Complete with fan		—	A	”
2793	FURNACE, horizontal, electric muffle	250 volts		1	A	”
	<i>Spares :—</i>					
2932	Controller, IPCO, Type 4	0–1,000°C. Set No. 39893		1	A	”
2933	Fuse, thermol silver	C.8253/64		1	C	”

RESTRICTED

RESTRICTED

WORKSHOP EQUIPMENT

SECTION 4A—cont.

1	2	3	4	5	6	7
1164	HEARTH, brazing	Portable		—	A	each
	Spares :—					
2292	Firebricks	Sets of 4		1	C	set
	HEARTHS, coppersmith's :—					
617	Bellows type		—	A	each
	Spares :—					
569	Blowpipe, gas		—	A	„
570	Nozzle	Name of manufacturer of blowpipe to be quoted on demands.		—	B	„
	Fan type :—					
618	Large		—	A	„
619	Small		—	A	„
620	Fan		—	A	„
2238	IRON, electric, heat sealing	Lyteze type		—	A	„
2343	KIT, crack detection	For Goblin engines		1	A	„
	Spares :—					
2352	Brush, cleaning	ARDROX SL6M		1	C	„
2773	Extension piece, S.L.3		1	C	„
2775	Handle, air control, S.L.1	3722	1	A	„
2349	Head, spray, S.L.7		1	C	„
2770	Remover, penetrant	For use with Ref. No. 2349. ½ pt. tins		1	C	tin
2774	Spray nozzle, S.L.4		1	C	each
2742	Tubing, wire bound plastic, S.L.5	7 ft. lengths, ¼ in. I.D.		1	C	length
2419	KIT, crack detection, aerosol	ARDROX 996 complete in wooden box		—	B	each
	Comprising :—					
2422	Developer	} ARDROX 996 { D P Pressurised cans PR		2	C	Tins
2420	Penetrant			1	C	„
2421	Remover, penetrant			3	C	„

RESTRICTED

RESTRICTED

WORKSHOP EQUIPMENT

SECTION 4A—cont.

1	2	3	4	5	6	7
2320	KIT, crack detection, celspray n	ARDROX 996. C/w wooden case		—	B	each
	Spares :—					
2319	Developer	} ARDROX 996		1	C	Pts.
2318	Dye penetrant			1	C	„
2327	Gun, spray celspray, No. 2 n			3	C	each
2446	Bulb, rubber	For use with Ref. No. 2327		—	C	„
2565	Lacquer, white, strippable	Ardrox 380. Naval aviation only		—	C	tin
2435	Remover, penetrant	ARDROX 996		1	C	„
2647	Spray, lance, complete	Ardrox 607. Naval aviation only	B.C.P.56	1	B	each
2328	KIT, oxy-acetylene, cutting and welding	Complete in wooden case		—	A	„
	Comprising :—					
2384	Blowpipe, welding	Type G.M.C.15		1	A	„
2486	Washer, polythene	For Ref. No. 2384		—	C	„
2387	Connection, tube		2	B	„
2369	Head, cutting	Model 83A		1	A	„
	Heads, welding :—	Series 1390.				
2370	No. 13-1		1	C	„
2371	No. 13-2		1	C	„
2372	No. 13-3		1	C	„
2373	No. 13-4		1	C	„
2374	No. 13-5		1	C	„
2375	No. 13-6		1	C	„
2376	No. 13-7		1	C	„
2377	No. 13-8		1	C	„
2378	No. 13-9		1	C	„
2379	No. 13-10		1	C	„
	Hose, protector :—					
2725	Acetylene		1	C	„
2726	Oxygen		1	C	„
	Hose, stem and nut, $\frac{3}{8}$ in. B.S.P. :—					
2386	L.H.		1	C	„
2385	R.H.		1	C	„

RESTRICTED

RESTRICTED

WORKSHOP EQUIPMENT

SECTION 4A—cont.

1	2	3	4	5	6	7
	KIT, oxy-acetylene, cutting and welding—cont.					
	Comprising—cont.					
2679	Tube, bent			1		
2680	Tip, single orifice		39479	1	C	each
	Tips, cutting :—		39484		C	”
2380	No. 1	Series 2890.				
2381	No. 2			1	C	”
2382	No. 3			1	C	”
2383	No. 4			1	C	”
1782	KIT, valve-seat grinding (vibro-centre), Type A					
	Spares, electrical :—	Complete with universal motor and accessories		—	A	”
2256	Motor, universal	n		1	A	”
2553	Armature	110; 200/220; 220/250 volts		1	C	”
			D.3663	1	C	”
1960	Bearing, ball	For commutator end	14324	1	C	”
1961	Bearing, ball	For fan end	13553	1	C	”
1962	Bush, spindle end		3200	1	C	”
1963	Case, field coil		15161	1	C	”
1965	Fan, armature		20797	1	C	”
2554	Field		20652	1	C	”
1967	Housing, spindle end		16238	1	C	”
1968	Lead, terminal brush		3353	1	C	”
1969	Locknut, lower spindle		9052	1	C	”
1970	Locknut, upper spindle		14047	1	C	”
1971	Plate, bearing		16280	1	C	”
1972	Plug, brush holder		7441	1	C	”
1974	Retainer, ball thrust bearing		5847	1	C	”
1977	Spindle, driver		14030	1	C	”
1978	Spring, spindle		14032	1	C	”
1979	Switch, driver		14818	1	C	”
1980	Washer, driver spindle thrust bearings		14031	1	C	”
1981	Washer, spindle		12763	1	C	”

RESTRICTED

RESTRICTED

WORKSHOP EQUIPMENT
SECTION 4A—cont.

1	2	3	4	5	6	7
	KIT, valve seat grinding (vibro-centre), Type A—cont.					
	Spares, non-electrical :—					
1783	Dresser, stone	20153	1	B	each
2269	Drive, flexible, vibro-electric	D.1928	1	C	"
2236	Pilot, for exhaust seat	D.1031	1	C	"
2235	Pilot, for inlet seat	D.1036	1	C	"
	Pilots, self-centring :—					
1984	$\frac{1}{4}$ in.	14423	1	C	"
1985	$\frac{9}{32}$ in.— $\frac{19}{64}$ in.	15792	1	C	"
1784	$\frac{5}{16}$ in.— $\frac{21}{64}$ in.	14425	1	C	"
1787	$\frac{11}{32}$ in.— $\frac{23}{64}$ in.	14426	1	C	"
1785	$\frac{3}{8}$ in.— $\frac{25}{64}$ in.	14427	1	C	"
1788	$\frac{33}{32}$ in.— $\frac{27}{64}$ in.	14428	1	B	"
1786	$\frac{7}{16}$ in.— $\frac{29}{64}$ in.	14429	1	C	"
2330	$\frac{3}{8}$ in.— $\frac{21}{32}$ in.	14433	1	C	"
1789	Ford Model "A"	14435	1	C	"
1790	V.8 30NP plug	14155	1	C	"
1982	Vauxhall and Bedford	$\frac{5}{16}$ in.— $\frac{21}{64}$ in.	D.2103	1	C	"
1791	Y plug	14877	1	C	"
2257	Point, diamond dressing	20157	1	C	"
1792	Sleeve, stone	22100	1	C	"
	Stones, coarse, for cast iron :—					
1882	$1\frac{1}{4}$ in.—30° and 45°	14197	1	C	"
1793	$1\frac{3}{8}$ in.—30° and 45°	D.1140	1	C	"
1795	$1\frac{1}{2}$ in.—30° and 45°	14198	1	C	"
1797	$1\frac{5}{8}$ in.—30° and 45°	14199	1	C	"
1798	$1\frac{3}{4}$ in.—30° and 45°	14090	1	C	"
1888	$1\frac{7}{8}$ in.—30° and 45°	14268	1	B	"
1801	2 in.—30° and 45°	14091	1	C	"
1803	$2\frac{1}{8}$ in.—30° and 45°	14278	1	C	"
1889	$2\frac{1}{4}$ in.—30° and 45°	14279	1	C	"
1890	$2\frac{3}{8}$ in.—30° and 45°	D.1141	1	C	"

RESTRICTED

RESTRICTED

WORKSHOP EQUIPMENT

SECTION 4A—cont.

1	2	3	4	5	6	7
	KIT, valve seat grinding (vibro-centre), Type A—cont.					
	Spares, non-electrical—cont.					
	Stones, coarse, for stellite :—					
2259	1 1/4 in.—30° and 45°...	14218	1	each
2260	1 3/8 in.—30° and 45°...	D.1144	1	"
2261	1 1/2 in.—30° and 45°...	14219	1	"
2262	1 5/8 in.—30° and 45°...	14287	1	"
2263	1 3/4 in.—30° and 45°...	14105	1	"
2264	1 7/8 in.—30° and 45°...	14288	1	"
2265	2 in.—30° and 45°...	14106	1	"
2266	2 1/8 in.—30° and 45°...	14289	1	"
2267	2 1/4 in.—30° and 45°...	14290	1	"
2268	2 3/8 in.—30° and 45°...	D.1145	1	"
	Stones, finishing, for cast iron or stellite :—					
1908	1 1/4 in.—30° and 45°...	14413	2	"
1910	1 3/8 in.—30° and 45°...	D.1150	2	"
1912	1 1/2 in.—30° and 45°...	14370	2	"
1914	1 5/8 in.—30° and 45°...	14371	2	"
1916	1 3/4 in.—30° and 45°...	14372	2	"
1918	1 7/8 in.—30° and 45°...	14373	2	"
1920	2 in.—30° and 45°...	14374	2	"
1922	2 1/8 in.—30° and 45°...	14375	3	"
1924	2 1/4 in.—30 and 45	14376	2	"
1926	2 3/8 in.—30° and 45°...	D.1151	2	"
2258	Wrench, Allan, screw, stone-dressing stand			
	LEVERS, tyre :—					
	For aircraft tyres only.					
1304	Size 1	Length 9 in.	1	"
1305	Size 2	Length 12 1/2 in.	1	"
1306	Size 3	Length 19 in.	1	"
1679	Size 4	Length 20 in.	2	"

RESTRICTED

RESTRICTED

WORKSHOP EQUIPMENT

SECTION 4A—cont.

1	2	3	4	5	6	7
2406	MACHINE, commutator and slip ring surfacing ...	Complete with 1 Diamond cutting tool, Type B. 5B/VIZ and accessories Ref. Nos. 2424-2430 (inclusive) and 2432.	DO.2057-1A	—	A	each
	Accessories :—					
2430	Adaptor, centre bearing	D.02057-175C	1	B	"
2424	Cutter, diamond tipped	8 OR	2	B	"
2432	Extended centre	D.02057-178C	1	B	"
2429	Split carrier	D.02057-172C	1	B	"
2425	Split collet	0.245 in. shaft diam.	D.02057-164C	1	B	"
2426	Split collet	0.376 in. shaft diam.	D.02057-165C	1	B	"
2427	Split collet	1.35 in. shaft diam.	D.02057-93C	1	B	"
2428	Split collet	1.25 in. shaft diam.	D.02057-92C	1	B	"
2464	Undercutting attachment, mica	D.02057-180E	—	A	"
2237	MACHINE, heat sealing, 13-inch jaws	Manufactured by A. H. Bland (Eng.) Ltd.		—	A	"
	Accessories :—					
2314	Pliers, hand heat sealing	6½ in. × ⅜ in. wide, type A.F.G.		1	A	"
2678	Polytetrafluorethylene (PTFE)		—	C	yd.
	Spares :—					
2288	Element, electric		1	B	pair
	Spares :—					
2291	Element, electric, 13 in.		1	B	"
2737	Switch, foot control	10	1	C	each
2313	MACHINE, heat sealing, Type TFA	Manufactured by A. H. Bland (Eng.) Ltd., 10 in. jaws. For packaging for In Flight Meals.		1	A	"
2404	MACHINE, vulcanising	For servicing Argosy, Britannia, Hunter and Whirlwind aircraft.		—	A	"

RESTRICTED

RESTRICTED

WORKSHOP EQUIPMENT
SECTION 4A—cont.

1	2	3	4	5	6	7
2253	OVEN, drying	10 ft. 6 in. × 2 ft. × 1 ft. 6 in. 230 volt A.C. Thermo- statically controlled.		1	A	each
	Spares :—					
2394	Element, heating		—	C	”
2326	Thermometer, mercury tube, R.H.	0-300°C.		1	B	”
2439	Thermostat, 250 volts, A.C.	Satchwell type, TC/15A		1	B	”
2746	Switch contactor	Single pole, 230 volt	10602	1	C	”
2368	PLANT, Argon, arc welding	C/w Ref. Nos. 2388 to 2392		—	A	”
	Comprising :—					
2771	Cable, earthing	113764	1	C	—
2943	Coil, 30 amp	FTC.1231	—	C	—
—	Rectifier, composite, ARC.150	C/w built in spark tester	650001	1	—	—
—	Switch, foot	602619	1	—	—
2772	Switch, push button	650032	1	C	—
—	Torch, Mark 2A	With accessories, complete in box	114615	1	—	—
—	Wheel, undercarriage	Fof rectifier	602618	1	—	—
	Accessories :—					
—	Brush, machine rotary steel, pointed	Reference 3B/3099		—	—	—
—	Brush, machine rotary steel, wheels, unmounted	Reference 3B/3098		—	—	—
—	Brush, wire, metal back, 4 row scratch brush, filled No. 31 gauge, stainless steel.	Reference 1A/4587		—	—	—
2405	Crater, filled	650221	—	A	each
	Electrodes :—					
2389	$\frac{1}{16}$ in.	620146	4	C	”
2390	$\frac{3}{16}$ in.	620145	4	C	”
2391	$\frac{3}{8}$ in.	620147	4	C	”
2392	$\frac{1}{2}$ in.	620148	4	C	”
2445	Head, welding, swivel type	601190	—	B	”
2388	Shield, ceramic	For Ref. No. 2368	88584	4	C	”
2743	Shield, ceramic	For Ref. No. 2445	601199	—	C	”

RESTRICTED

RESTRICTED

WORKSHOP EQUIPMENT
SECTION 4A—cont.

1	2	3	4	5	6	7
1372	PLANT, cylinder spraying, Type B n	Petrol driven, less spray gun. Spray gun to be demanded under Reference 3A/2308. For the inhibiting of aero engines. Superseded by Reference 4F/1805.		—	A	each
2336	PLANT, electric arc welding	C/w Ref. Nos. 2337 and 2338		1	A	"
	Comprising :—					
2337	Clamp, earth		1	B	"
2338	Holder, electrode		1	B	"
2197	PLANT, metal spraying	Complete. For use with hydrogen		—	A	"
	Consisting of :—					
1987	Pistol, Mark 16		1	A	"
	Regulators, multi-stage :—					
2233	Hydrogen		1	A	"
1989	Oxygen		1	A	"
1990	Spool, roller and stand	For wire feed		1	A	"
	Tubing, rubber :—	20 ft. lengths.		1	A	"
1991	Air		1	C	length
1992	Hydrogen		1	C	each
1993	Oxygen		1	C	"
	Accessories :—					
2206	Valvolene	For use only with Pistols Mark 16, Ref. No. 4A/1987, having plug-type gas valve assembly, in accordance with A.P.1464B, Vol. 1, Part 2, Sect. 3, Chap. 16. See Section 30A and 30B		—	C	"
—	Wire, metallizing			—	—	—
	Spares :—					
2198	Block, valve	Complete		—	B	each
1994	Cover, gas		—	C	"
1995	Nipple, air, for hydrogen	66	—	C	"
2199	Nipple, gas, for hydrogen	64	—	C	"

RESTRICTED

RESTRICTED

WORKSHOP EQUIPMENT
SECTION 4A—cont.

1	2	3	4	5	6	7
	PLANT, metal spraying—cont.					
	Spare—cont.					
	Nozzles :—					
2001	1-mm. wire, for hydrogen	112	—	C	each
2002	1½ mm. wire, for hydrogen	112A	—	C	”
2004	2 mm. wire, for hydrogen	112B	—	C	”
2234	Plate, mixing, for hydrogen	68	—	A	”
2200	Race, ball	44	—	C	”
2224	Regulator, air and filter combined	For main worm spindle To be used only when ample volume of compressed air is not available.		1	A	”
2201	Roller, wire	14	—	C	”
2204	Wheel, worm, main	For issue to tropics only	38	—	C	”
	PLANT, oxy-acetylene welding :—					
	Adaptors, cylinder :—					
632	Acetylene	} 3-way valve adaptor for use as distributor, c/w } sealing plug for one outlet.		—	C	”
633	Oxygen			—	C	”
950	Blowpipe, cutting and welding, Type A	Complete in metal box with fitted lock and 3 keys. Combined cutting and welding.		—	A	set
	Consisting of :—					
951	Attachment, double roller guide	With screw. For use with single roller holder		1	C	each
953	Head, cutting	With nozzle nut		1	B	”
954	Nut, nozzle...		—	C	”
	Heads, welding :—	With nozzle.				
955	Size 0		1	C	”
956	Nozzle		—	C	”
957	Size 1		1	C	”
958	Nozzle		—	C	”
959	Size 3		1	C	”
960	Nozzle		—	C	”
961	Size 5		1	C	”

RESTRICTED

RESTRICTED

WORKSHOP EQUIPMENT
SECTION 4A—cont.

1	2	3	4	5	6	7
	PLANT, oxy-acetylene welding—cont.					
	Blowpipe, cutting and welding, Type A—cont.					
	Consisting of—cont.					
962	Nozzle	U		—	0	each
963	Size 6	U		1	0	"
964	Nozzle	U		—	0	"
965	Size 8	U		1	0	"
966	Nozzle	U		—	0	"
967	Size 10	U		1	0	"
968	Nozzle	U		—	0	"
969	Size 12	U		—	0	"
970	Nozzle	U		—	0	"
971	Size 15	U		—	0	"
972	Nozzle	U		—	0	"
973	Holder, single roller guide	U	With three screws	1	0	"
	Nozzles, cutting, inner :—					
974	$\frac{1}{8}$ in.	U		1	0	"
975	$\frac{1}{16}$ in.	U		1	0	"
976	$\frac{3}{32}$ in.	U		1	0	"
977	$\frac{1}{4}$ in.	U		1	0	"
978	$\frac{1}{2}$ in.	U		1	0	"
979	Nozzle, cutting, outer	U		1	0	"
980	Nut, welding head	U		9	0	"
981	Roller, guide	U		2	0	"
982	Screw, cutter head connecting	U		2	0	"
983	Shaft, blowpipe	U	Universal, with plug and tube connections	1	0	"
2309	Protector, hose	U		1	0	pairs
984	Spanner, injector	U		1	0	each
—	Wrench, crescent-type 6-in.	U	Reference 1L/35	—	—	—

RESTRICTED

RESTRICTED

WORKSHOP EQUIPMENT
SECTION 4A—cont.

1	2	3	4	5	6	7
	PLANT, oxy-acetaline welding—cont.					
1849	Blowpipe, cutting and welding, Type B ... n		—	A	set
	Consisting of :—					
1850	Attachment, single spade guide	With two screws, without spade guide		1	C	each
1854	Guide, spade	For use with Ref. No. 1850		—	C	„
1851	Head, cutting	With nozzle nut		1	C	each
—	Nut, nozzle... ..	Ref. No. 954		—	—	—
	Head, welding :—					
—	Size 0	With nozzle. Ref. No. 955		1	—	—
—	Nozzle	Ref. No. 956		—	—	—
—	Size 1	Ref. No. 957		1	—	—
—	Nozzle	Ref. No. 958		—	—	—
—	Size 3	Ref. No. 959		1	—	—
—	Nozzle	Ref. No. 960		—	—	—
—	Size 5	Ref. No. 961		1	—	—
—	Nozzle	Ref. No. 962		—	—	—
—	Size 6	Ref. No. 963		1	—	—
—	Nozzle	Ref. No. 964		—	—	—
—	Size 8	Ref. No. 965		1	—	—
—	Nozzle	Ref. No. 966		—	—	—
—	Size 10	Ref. No. 967		1	—	—
—	Nozzle	Ref. No. 968		—	—	—
—	Size 12	Ref. No. 969		1	—	—
—	Nozzle	Ref. No. 970		—	—	—
—	Size 15	Ref. No. 971		1	—	—
—	Nozzle	Ref. No. 972		—	—	—
	Nozzle, cutting, inner :—					
—	$\frac{1}{32}$ in.	Ref. No. 974		1	—	—
—	$\frac{1}{16}$ in.	Ref. No. 975		1	—	—
—	$\frac{3}{32}$ in.	Ref. No. 976		1	—	—
—	$\frac{1}{8}$ in.	Ref. No. 977		1	—	—
—	$\frac{1}{4}$ in.	Ref. No. 978		1	—	—
—	Nozzle, cutting, outer	Ref. No. 979		1	—	—

RESTRICTED

RESTRICTED

WORKSHOP EQUIPMENT
SECTION 4A—cont.

1	2	3	4	5	6	7
	PLANT, oxy-acetylene welding—cont.					
	Blowpipe, cutting and welding, Type B—cont.					
	Consisting of— <i>cont.</i>					
1852	Nut, blanking off	For blanking off cutting-head connection		1	C	each
—	Nut, welding head	Ref. No. 980		9	—	—
1853	Shaft, blowpipe	With plug and tube connections		1	C	each
—	Spanner, injector	Ref. No. 984		1	—	—
—	Wrench, crescent-type, 6 in.	Reference 1L/35		—	—	—
1876	Economizer, dual gas	For repair depots and schools of technical training only.		—	A	each
	Spares :—					
1877	Connection, tube		—	C	—
1878	Nut, $\frac{3}{8}$ in., L.H.		—	C	—
1879	Nut, $\frac{3}{8}$ in., R.H.		—	C	—
—	Protector, hose	Ref. No. 2309		—	—	—
—	Hose, oxy-acetylene	Black. $\frac{3}{8}$ in., Reference 32C/66		—	—	—
—	Hose, oxy-acetylene	Red. $\frac{3}{8}$ in., Reference 32C/62		—	—	—
—	Clip, hose, Type J or S complete, Mark 00	$\frac{1}{2}$ in. up to and including $\frac{5}{8}$ in. Reference 28E/10154		—	—	—
	Regulators, acetylene :—					
2215	Two-stage		—	A	each
704	Gauge, contents		—	A	—
2274	Gauge, outlet		—	A	—
2482	Two-stage	BAR. 9	1	A	—
2483	Gauge, contents, 0-600 p.s.i.		1	A	—
2484	Gauge, outlet, 0-15 p.s.i.		1	A	—
2442	Two-stage, 0-15 p.s.i.	Interchangeable with Ref. No. 2215		—	A	each
	Regulator, oxygen :—					
2214	Two-stage		—	A	—
707	Gauge, contents		—	A	—
706	Gauge, outlet		—	A	—

RESTRICTED

RESTRICTED

WORKSHOP EQUIPMENT
SECTION 4A—cont.

1	2	3	4	5	6	7
2247	RIG ASSEMBLY	Reference 9970200. C/w adaptors. For use with small, medium and large Shells.		1	A	each
	RIG, magneto, altitude test :—	For testing, B.T.H. Rotax and Simms aero magnets. For repair depots only.				
	Spares :—					
	Motors, electric :—					
—	400-volt, A.C., 1½ h.p., 3-phase	Reference 5P/1747		—	—	—
—	400-volt, A.C., 2 h.p., 3-phase	Reference 5P/1742		—	—	—
	Pump, vacuum (Northy Boyce) :—					
	Spares :—					
—	Bearing, ball, journal and thrust, 7/8 in. × 2¼ in. × 11/16 in.	Reference 2A/9500479		—	—	—
—	Bearing, roller, journal, rigid, 7/8 in. × 2¼ in. × 11/16 in.	Reference 2A/9500528		—	—	—
1732	Joint, end cover and body, 0.0015 in. thick. ... N		—	B	each
1739	Seal, oil, 1.125 in. diam. N		—	C	each
	RIG, magneto, endurance test :—	C/w 12 separate ½ h.p. motors. For Repair depots only.				
1722	400 volt., A.C., 3-phase N		—	A	..
	Accessories :—					
1726	Box, adaptor gear	For use when testing magnetos with separate distributor heads.		—	A	..
	Spares :—					
1870	Annular unit, spark gap N		—	A	..
—	Bearing, ball, journal, rigid, 3/4 in. × 2 in. × 11/16 in.	Reference 2A/9501299. For running head		—	—	—
1868	Coupling N		—	B	each
1869	Pin and socket N		1	C	set

RESTRICTED

RESTRICTED

WORKSHOP EQUIPMENT
SECTION 4A—cont.

1	2	3	4	5	6	7
2433	RIG, test and setting	For torque spanners, 0-50 lb./in. $\frac{9}{32}$ in. square drive		—	A	each
	Accessories :—					
2938	Adaptor		—	B	set
2294	RIG, test and setting	For torque spanners. 0-600 lb./in.		—	A	each
2239	RIG, test and setting (modified Mark 3)	For torque spanners. 0-400 ft.		1	A	„
	Accessories :—					
2398	Adaptor, left hand		—	B	„
2255	RIG, test, for swaged cable ends		—	A	„
	Spares :—					
2307	Adaptor, thread	Set of 8		—	B	set
2308	Holder, adaptor		—	B	each
2304	Pad, pressure, with $\frac{3}{16}$ in. rubber		—	C	pair
2305	Pad, pressure, with $\frac{1}{4}$ in. rubber		—	C	„
2306	Pad, pressure, with $\frac{5}{16}$ in. rubber		—	C	„
2248	RIG, test pressure	(Reference 9970201). Complete with adaptors. For use with small, medium and large shells.		1	A	each
1488	SCALE, valve-spring testing	Capacity 110 lb. For repair depots only		—	A	„
1291	TABLE, fabric workers'	10 ft. × 4 ft. 6 in. × 2 ft. 10 in.		—	A	„
	TABLES, marking-out :—					
725	4 ft. × 3 ft.		—	A	„
728	6 ft. × 4 ft.		—	A	„
1642	TABLE, surface	12 ft. × 2 ft. For propeller blade checking		—	A	„

RESTRICTED

RESTRICTED

WORKSHOP EQUIPMENT
SECTION 4A—cont.

1	2	3	4	5	6	7
1757	TANK, component washing, large	8 ft. × 4 ft. × 22 in. Complete with fixed and removable draining trays.		—	A	each
1269	TANK, component washing, small :— Rectangular, Type B	5 ft. × 2 ft. 6 in. × 2 ft. high, complete with pump, pedal-operated, draining tray, straining tray, lid and tray combined, and flexible rubber hose fitted with union and nozzle.		—	A	..
	Spares :—					
1812	Filter		—	C	..
1017	Hose	With union and nozzle		—	C	..
1285	Pump	Complete with special spindle		—	A	..
	Springs :—					
1813	Cable		—	C	..
1814	Main		—	C	..
1815	Strainer	Complete with adaptor		—	C	..
1811	Rectangular, Type C	5 ft. × 2 ft. 6 in. × 2 ft. high, complete with pump, pedal-operated, straining tray and flexible rubber hose fitted with union and nozzle.		—	A	..
	Spares :—					
1874	Hose	With union end and nozzle		—	C	..
1875	Spring, return pedal lever		—	C	..
2423	Wheel, castor		—	C	..
2251	TANK, dipping, hot dip, strippable coating	24 in. × 12 in. × 12 in., 440 volts, 3-phase, 50 cycles		1	A	..
1315	TRUCK, cylinder, gas welding	Weight of one item, 81 lb. Dimensions of one item, 2 ft. 6 in. × 1 ft. 8 in. × 4 ft. 0 in.		—	A	..
	ULTRASONOSCOPES, flaw detector :—	Type UL/1, 200/250 volts, 50 cycles, 90 watt A.C.				
2492	Mark 1		—	A	..
2493	Mark 2		—	A	..

RESTRICTED

RESTRICTED

WORKSHOP EQUIPMENT

SECTION 4A—cont.

1	2	3	4	5	6	7
	ULTRASONOSCOPES, flaw detector—cont.					
	Accessories :—					
	Probes :—	C/w Leads.				
2494	Blackburn, special, 5 mcs.	Type B.I.F. 13. For use on Beverley aircraft ...		—	A	each
2495	Surface wave, 10 mm. 2½ mcs.	Type 10/SF/2½ mcs.		—	A	„
2496	Transreceiver, single, 15 mm. 5 mcs.	Type 10/5/5s		—	A	„
2497	Transverse single, 45° mm., 2½ mcs.	Type 15/45/2½s		—	A	„
	Spares :—					
2498	Crystal, probe, 5 mcs.	For use with Ref. No. 2494	B.2438	—	A	„
2499	Plug	Mains, lead to instrument		—	C	„
2315	WELDER, spot electric hand		1	A	„
	Spares :—					
2316	Centre tip, No. 1		1	C	pairs
2585	WELDING OUTFIT, refrigeration and air conditioning	Union Carbine Ltd.	Prestolite 30X66	—	A	each
	Spares :—					
2942	Gauge, acetylene	Prestolite 411B	—	C	„

RESTRICTED

RESTRICTED

WORKSHOP EQUIPMENT
SECTION 4A—cont.
INDEX TO REFERENCE NUMBERS

Ref. No.	Page No.	Ref. No.	Page No.	Ref. No.	Page No.	Ref. No.	Page No.	Ref. No.	Page No.	Ref. No.	Page No.	Ref. No.	Page No.	Ref. No.	Page No.	Ref. No.	Page No.	Ref. No.	Page No.
6	3	605	7	968	18	1372	16	1679	13	1783	12	1869	21	1969	11	2212	8	2274	20
7	3	606	7	969	18	1488	22	1680	1	1784	12	1870	21	1970	11	2213	8	2277	6
483	4	612	8	970	18	1501	4	1681	2	1785	12	1874	23	1971	11	2214	20	2279	2
523	1	617	9	971	18	1502	4	1682	2	1786	12	1875	23	1972	11	2215	20	2280	2
525	1	618	9	972	18	1504	4	1683	2	1787	12	1876	20	1974	11	2224	17	2281	2
526	1	619	9	973	18	1505	4	1684	2	1788	12	1877	20	1977	11	2233	16	2282	3
527	1	620	9	974	18	1506	4	1685	2	1789	12	1878	20	1978	11	2234	17	2283	3
541	5	632	17	975	18	1507	4	1686	2	1790	12	1879	20	1979	11	2235	12	2284	3
542	5	633	17	976	18	1514	4	1687	2	1791	12	1880	3	1980	11	2236	12	2286	7
543	5	704	20	977	18	1519	4	1688	2	1792	12	1881	8	1981	11	2237	14	2287	3
544	5	706	20	978	18	1610	5	1689	2	1793	12	1882	12	1982	12	2238	9	2288	14
569	9	707	20	979	18	1611	5	1691	3	1795	12	1886	3	1984	12	2239	22	2291	14
570	9	725	22	980	18	1612	5	1692	2	1797	12	1888	12	1985	12	2245	3	2292	9
571	6	728	22	981	18	1615	7	1693	2	1798	12	1889	12	1987	16	2247	21	2294	22
572	6	815	3	982	18	1616	7	1697	2	1801	12	1890	12	1989	16	2248	22	2304	22
573	6	950	17	983	18	1617	7	1699	2	1803	12	1908	13	1990	16	2251	23	2305	22
574	6	951	17	984	18	1642	22	1700	1	1811	23	1910	13	1991	16	2253	15	2306	22
589	7	953	17	1003	7	1643	4	1701	2	1812	23	1912	13	1992	16	2255	22	2307	22
590	7	954	17	1017	23	1648	1	1702	2	1813	23	1914	13	1993	16	2256	11	2308	22
591	7	955	17	1091	7	1649	1	1704	3	1814	23	1916	13	1994	16	2257	12	2309	18
592	7	956	17	1164	9	1650	1	1705	2	1815	23	1918	13	1995	16	2258	13	2310	6
593	7	957	17	1241	4	1651	1	1722	21	1825	5	1920	13	2001	17	2259	13	2311	6
594	7	958	17	1269	23	1652	1	1726	21	1849	19	1922	13	2002	17	2260	13	2312	6
595	7	959	17	1285	23	1653	1	1732	21	1850	19	1924	13	2004	17	2261	13	2313	14
596	7	960	17	1286	8	1665	5	1739	21	1851	19	1926	13	2197	16	2262	13	2314	14
597	7	961	17	1291	22	1666	5	1740	3	1852	20	1960	11	2198	16	2263	13	2315	24
598	7	962	18	1292	4	1672	5	1741	3	1853	20	1961	11	2199	16	2264	13	2316	24
599	7	963	18	1304	13	1673	5	1742	3	1854	19	1962	11	2200	17	2265	13	2318	10
600	7	964	18	1305	13	1674	5	1743	3	1855	4	1963	11	2201	17	2266	13	2319	10
601	7	965	18	1306	13	1675	5	1757	23	1856	4	1965	11	2204	17	2267	13	2320	10
602	7	966	18	1315	23	1676	4	1766	1	1866	5	1967	11	2206	16	2268	13	2326	15
603	7	967	18	1367	4	1677	5	1782	11	1868	21	1968	11	2211	8	2269	12	2327	10

RESTRICTED

RESTRICTED

WORKSHOP EQUIPMENT
SECTION 4A—cont.
INDEX TO REFERENCE NUMBERS

Ref. No.	Page No.	Ref. No.	Page No.	Ref. No.	Page No.	Ref. No.	Page No.	Ref. No.	Page No.	Ref. No.	Page No.	Ref. No.	Page No.	Ref. No.	Page No.	Ref. No.	Page No.
2328	10	2383	11	2429	14	2671	6										
2330	12	2384	10	2430	14	2672	6										
2331	7	2385	10	2432	14	2673	6										
2332	7	2386	10	2433	22	2674	6										
2336	16	2387	10	2435	10	2677	6										
2337	16	2388	15	2439	15	2678	14										
2338	16	2389	15	2440	8	2679	11										
2339	8	2390	15	2442	20	2680	11										
2340	8	2391	15	2445	15	2725	10										
2342	8	2392	15	2446	10	2726	10										
2343	9	2394	15	2464	14	2737	14										
2345	6	2398	22	2482	20	2742	9										
2346	6	2404	14	2483	20	2743	15										
2347	6	2405	15	2484	20	2746	15										
2348	6	2406	14	2486	10	2770	9										
2349	9	2411	8	2492	23	2771	15										
2352	9	2412	8	2493	23	2772	15										
2368	15	2413	8	2494	24	2773	9										
2369	10	2414	8	2495	24	2774	9										
2370	10	2415	8	2496	24	2775	9										
2371	10	2416	8	2497	24	2793	8										
2372	10	2417	8	2498	24	2932	8										
2373	10	2419	9	2499	24	2933	8										
2374	10	2420	9	2553	11	2938	22										
2375	10	2421	9	2554	11	2942	24										
2376	10	2422	9	2565	10	2943	15										
2377	10	2423	23	2585	24												
2378	10	2424	14	2627	6												
2379	10	2425	14	2647	10												
2380	11	2426	14	2668	6												
2381	11	2427	14	2669	6												
2382	11	2428	14	2670	6												

RESTRICTED

RESTRICTED
26

RESTRICTED

Issued with A/L. 244.

**AIR PUBLICATION 1086
BOOK 15
SECOND EDITION**

**SECTION 4B
FLAGS AND VISUAL SIGNALLING
EQUIPMENT**

**Items under Section 4B
are covered by
VOTE 7F. 1 (a)**

RESTRICTED

**VOCABULARY OF ROYAL AIR FORCE EQUIPMENT
FLAGS AND VISUAL SIGNALLING EQUIPMENT
SECTION 4B**

(19th July, 1965)

Ref. No.	Nomenclature	Detail	No. Off	Class of Store	Denom. of Qty.
1	2	3	4	5	6
234	BAGS, message		C	each
235	Weights	To be manufactured locally	4	C	"
	FLAGS:—				
	Distinguishing:—				
	Chief of Defence Staff:—				
1193	10½ in. × 7 in., M.T.	Demand direct on MOD. E.7 (RAF) Harrogate		B	"
1271	3 ft. × 2 ft. 4 in.		B	"
	Commander-in-Chief, unified Commands:—				
1202279	12 in. × 6 in., M.T.	} Demand direct on MOD. E.7 (RAF) Harrogate		B	"
1202665	3 ft. × 2 ft. 4 in.			B	"
1081	4 ft. 6 in. × 2 ft. 3 in.			B	"
1202666	6 ft. × 3 ft.			B	"
	Service aircraft:—				
619	Ensign, R.A.F., 18 in. × 12 in.	For use when conveying V.I.P.s as provided for by Q.R., Chap. 5, Para. 170.		B	"
623	Ensign, R.A.F., 3 ft. × 1 ft. 6 in.	For use by the Queen's Flight only, as provided for by Q.R., Chap. 5, Para. 170.		B	"
	Service motor-cars:—				
739	A.O.'s C. Groups and Air H.Q.'s	12 in. × 6 in. For use under the terms of A.M.O.A. 680/51. Also for Commandant, R.A.F. College; Commandant-General of the R.A.F. Regiment and D.W. R.A.F., Astral crown within the R.A.F. roundel on a light blue background.		B	"

RESTRICTED

1

RESTRICTED

FLAGS AND VISUAL SIGNALLING EQUIPMENT

SECTION 4B—cont.

1	2	3	4	5	6
	FLAGS—cont.				
	Distinguishing—cont.				
	Service motor-cars—cont.				
738	A.O.'s C.-in-C. Commands at Home	Astral crown on a light blue background. Demand direct on A.M. E.7 Harrogate.		B	each
624	Chief of the Air Staff and C's.-in-C. abroad	Also for the head of British Joint Services Mission (U.S.A.). Miniature R.A.F. Ensign on felt. C/w cover. Demand direct on A.M. E.7 Harrogate.		B	"
736	Heads of missions/delegations (except B.J.S.M. (U.S.A.)) and air attaches.	Miniature R.A.F. Ensign on bunting		B	"
737	Members of the Air Council (except S. of S. for Air and C.A.S.).	Also for Inspector General of the R.A.F. Royal crown on a background of light blue and dark blue halves. Demand direct on A.M. E.7 Harrogate.		B	"
740	Sector Commanders; Station Commanders of the rank of Wg./Cdr. and above.	R.A.F. roundel on a light blue background		B	"
	Ensign:—				
	A.T.C.:—				
1049	4 ft. × 2 ft.			B	"
589	12 ft. × 7 ft. 6 in.			B	"
	Ocean Weather Ship:—				
682	3 breadths	4½ ft. × 2¼ ft.		B	"
683	4 breadths	6 ft. × 3 ft.		B	"
	R.A.F.:—				
471	4 ft. × 2 ft.			B	"
432	6 ft. × 3 ft.			B	"
625	8 ft. × 4 ft.	Used exclusively for recruiting purposes and R.A.F. units, based on U.S.A.F. Airfields.		B	"
433	12 ft. × 7½ ft.			B	"
	R.O.C.:—				
608	6 ft. × 3 ft.			B	"
793	8 ft. × 4 ft.			B	"
553	Geneva Cross			B	"
	Marker airfield:—				
600	Black and white	18 in. × 17 in. To be manufactured locally. Colours diagonal, black uppermost		B	"

RESTRICTED

RESTRICTED

FLAGS AND VISUAL SIGNALLING EQUIPMENT

SECTION 4B—cont.

1	2	3	4	5	6
	FLAGS—cont.				
	Marker airfield—cont.				
601	Yellow	Staffs 4 ft. long are used with these flags		B	each
	Musketry instrument:—				
239	Blue	2 ft. 6 in. × 2 ft. 6 in.		B	"
	Red:—				
241	4 ft. × 3 ft.		B	"
240	6 ft. × 6 ft.		B	"
	White:—				
243	2 ft. 6 in. × 2 ft. 6 in.		B	"
244	Poles	10 ft.		B	"
	National:—				
	Abyssinia:—				
743	6 ft. × 4 ft.		B	"
	Aden:—				
1016	6 ft. × 3 ft.		B	"
	Albania:—				
744	6 ft. × 4 ft.		B	"
	America:—				
1063	6 ft. × 3 ft.	Bearing 50 stars		B	"
1064	9 ft. × 4 ft. 6 in.	Bearing 50 stars		B	"
	Argentina:—				
1091	18 in. × 12 in.	For use by the Queen's Flight only		B	"
745	6 ft. × 3 ft.		B	"
	Australia:—				
680	18 in. × 12 in.	For use by the Queen's Flight only		B	"
695	6 ft. × 3 ft.		B	"
	Austria:—				
741	18 in. × 12 in.	For use by the Queen's Flight only		B	"
656	6 ft. × 4 ft.		B	"
	Bahrein:—				
1259	18 in. × 12 in.	For use by the Queen's Flight only		B	"
	Belgium:—				
723	18 in. × 12 in.	For use by the Queen's Flight only		B	"
				A/L. 244	

RESTRICTED

RESTRICTED

FLAGS AND VISUAL SIGNALLING EQUIPMENT

SECTION 4B—cont.

1	2	3	4	5	6
	FLAGS—cont.				
	National—cont.				
	Belgium—cont.				
651	6 ft. x 4 ft.	B	each
638	12 ft. x 8 ft.	B	"
	Bermuda:—				
1211	18 in. x 12 in.	For use by the Queen's Flight only	B	"
	Bolivia:—				
746	6 ft. x 4 ft.	B	"
	Brazil:—				
747	6 ft. x 4 ft.	B	"
	Bulgaria:—				
1156	6 ft. x 4 ft.	B	"
	Burma:—				
1147	18 in. x 12 in.	For use by the Queen's Flight only	B	"
748	6 ft. x 3 ft. 4 in.	B	"
	Canada:—				
1263	18 in. x 12 in.	For use by the Queen's Flight only	B	"
1262	6 ft. x 3 ft.	B	"
	Ceylon:—				
735	6 ft. x 3 ft.	B	"
	Chile:—				
749	6 ft. x 4 ft.	B	"
	China, Nationalist:—				
1167	6 ft. x 4 ft.	B	"
	Colombia:—				
750	6 ft. x 4 ft.	B	"
	Costa Rica:—				
751	6 ft. x 4 ft.	B	"
	Cuba:—				
752	6 ft. x 3 ft.	B	"
	Cyprus:—				
1198	6 ft. x 3 ft.	B	"

RESTRICTED

RESTRICTED

FLAGS AND VISUAL SIGNALLING EQUIPMENT

SECTION 4B—cont.

1	2	3	4	5	6
	FLAGS—cont.				
	National—cont.				
	Czechoslovakia:—				
754	6 ft. × 4 ft.			B	each
640	12 ft. × 8 ft.			B	"
	Denmark:—				
724	18 in. × 12 in.	For use by the Queen's Flight only		B	"
670	6 ft. × 5 ft. 3 in.			B	"
1185	6 ft. × 4 ft.			B	"
641	12 ft. × 10 ft. 6 in.			B	"
	Dominica Republic:—				
1214	18 in. × 12 in.	For use by the Queen's Flight only		B	"
755	6 ft. × 3 ft.			B	"
	East German Democratic Republic:—				
1264	6 ft. × 4 ft.			B	"
	Ecuador:—				
756	6 ft. × 3 ft.			B	"
	Egypt:—				
1169	6 ft. × 4 ft.			B	"
	Eire:—				
659	6 ft. × 3 ft.			B	"
	Estonia:—				
1157	6 ft. × 4 ft.			B	"
	Federation of Nigeria:—				
1099	18 in. × 12 in.	For use by the Queen's Flight only		B	"
1202645	6 ft. × 3 ft.			B	"
	Finland:—				
854	18 in. × 12 in.	For use by the Queen's Flight only		B	"
757	5 ft. 10 in. × 3 ft. 6 in.			B	"
	France:—				
721	18 in. × 12 in.	For use by the Queen's Flight only		B	"
653	6 ft. × 4 ft.			B	"
642	12 ft. × 8 ft.			B	"

RESTRICTED

RESTRICTED

FLAGS AND VISUAL SIGNALLING EQUIPMENT

SECTION 4B—cont.

1	2	3	4	5	6
	FLAGS—cont.				
	National—cont.				
	Gambia:—				
1261	6 ft. × 3 ft.		B	each
	Germany (West Federal Republic):—				
742	18 in. × 12 in.	For use by the Queen's Flight only	B	"
758	6 ft. × 4 ft.	B	"
	Ghana:—				
1065	18 in. × 12 in.	For use by the Queen's Flight only	B	"
1208	6 ft. × 3 ft.	B	"
	Greece:—				
726	18 in. × 12 in.	For use by the Queen's Flight only	B	"
759	6 ft. × 4 ft.	B	"
	Holland:—				
725	18 in. × 12 in.	For use by the Queen's Flight only	B	"
658	6 ft. × 4 ft.	B	"
	Hungary:—				
1158	6 ft. × 4 ft.	B	"
	Iceland:—				
1239	18 in. × 12 in.	For use by the Queen's Flight only	B	"
760	5 ft. 10 in. × 4 ft. 2 in.	B	"
	India:—				
1085	18 in. × 12 in.	For use by the Queen's Flight only	B	"
761	6 ft. × 4 ft.	B	"
	Indonesia:—				
1159	6 ft. × 4 ft.	B	"
	Iran (Persia):—				
1098	18 in. × 12 in.	For use by the Queen's Flight only	B	"
1019	6 ft. × 3 ft.	B	"
1020	12 ft. × 6 ft.	B	"
	Iraq:—				
1111	18 in. × 12 in.	For use by the Queen's Flight only	B	"
1168	6 ft. × 3 ft.	B	"

RESTRICTED

RESTRICTED

FLAGS AND VISUAL SIGNALLING EQUIPMENT

SECTION 4B—cont.

1	2	3	4	5	6
	FLAGS—cont.				
	National—cont.				
	Israel Republic:—				
769	5 ft. 6 in. × 4 ft.		B	each
	Italy:—				
727	18 in. × 12 in.	For use by the Queen's Flight only		B	"
661	6 ft. × 4 ft.		B	"
643	12 ft. × 8 ft.		B	"
	Jamaica:—				
1267	6 ft. × 3 ft.		B	"
	Japan:—				
762	6 ft. × 4 ft.		B	"
	Jordan:—				
1082	18 in. × 12 in.	For use by the Queen's Flight only		B	"
1202667	6 ft. × 3 ft.		B	"
1194	12 ft. × 6 ft.		B	"
	Kenya:—				
1203	18 in. × 12 in.	For use by the Queen's Flight only		B	"
1207	6 ft. × 3 ft.		B	"
	Kuwait:—				
1206	6 ft. × 3 ft.		B	"
	Latvia:—				
1160	6 ft. × 3 ft.		B	"
	Lebanon:—				
1260	18 in. × 12 in.	For use by the Queen's Flight only		B	"
1161	6 ft. × 4 ft.		B	"
	Liberia:—				
1135	18 in. × 12 in.	For use by the Queen's Flight only		B	"
	Lithuania:—				
1162	6 ft. × 4 ft.		B	"
	Luxembourg:—				
668	6 ft. × 4 ft. 10 in.		B	"
	Malawi:—				
1243	18 in. × 12 in.	For use by the Queen's Flight only		B	"

RESTRICTED

RESTRICTED

FLAGS AND VISUAL SIGNALLING EQUIPMENT

SECTION 4B—cont.

1	2	3	4	5	6
	FLAGS—cont.				
	National—cont.				
	Malawi—cont.				
1242	6 ft. × 3 ft.		B	each
	Malaysia:—				
1258	18 in. × 12 in.	For use by the Queen's Flight only	B	"
1240	6 ft. × 3 ft.	B	"
	Malta:—				
1250	18 in. × 12 in.	For use by the Queen's Flight only	B	"
1249	6 ft. × 3 ft.	B	"
	Mexico:—				
1209	18 in. × 12 in.	For use by the Queen's Flight only	B	"
765	6 ft. × 4 ft.	B	"
	Morocco:—				
1103	6 ft. × 4 ft.	B	"
1104	Nepal	For use by the Queen's Flight only	B	"
	Newfoundland:—				
766	6 ft. × 3 ft.	B	"
	New Zealand:—				
681	18 in. × 12 in.	For use by the Queen's Flight only	B	"
692	6 ft. × 3 ft.	B	"
	Norway:—				
677	9 in. × 4½ in.	B	"
729	18 in. × 12 in.	For use by the Queen's Flight only	B	"
669	5 ft. 6 in. × 4 ft.	B	"
644	11 ft. × 8 ft.	B	"
	Pakistan:—				
1097	18 in. × 12 in.	For use by the Queen's Flight only	B	"
768	6 ft. × 4 ft.	B	"
	Panama:—				
1210	18 in. × 12 in.	For use by the Queen's Flight only	B	"
684	6 ft. × 4 ft.	B	"
	Paraguay:—				
770	6 ft. × 3 ft.	B	"
1050	Persian Gulf	Trucial Coast Flag No. 2, Sheik of Sharjah	B	"

RESTRICTED

RESTRICTED

FLAGS AND VISUAL SIGNALLING EQUIPMENT

SECTION 4B—cont.

1	2	3	4	5	6
	FLAGS—cont.				
	National—cont.				
	Peru:—				
771	6 ft. × 4 ft.			B	each
	Poland:—				
662	6 ft. × 3 ft. 9 in.			B	"
649	9 ft. × 5 ft. 9 in.			B	"
	Portugal:—				
730	18 in. × 12 in.	For use by the Queen's Flight only		B	"
673	6 ft. × 4 ft.			B	"
	Rhodesia:—				
1244	18 in. × 12 in.	For use by the Queen's Flight only		B	"
1285	6 ft. × 3 ft.			B	"
	Roumania:—				
1163	6 ft. × 4 ft.			B	"
	Senegal:—				
1136	18 in. × 12 in.	For use by the Queen's Flight only		B	"
	Siam:—				
773	6 ft. × 4 ft.			B	"
	Sierra Leone, independent state:—				
1131	18 in. × 12 in.	For use by the Queen's Flight only		B	"
1270	6 ft. × 3 ft.			B	"
	Somaliland:—				
1110	18 in. × 12 in.	For use by the Queen's Flight only		B	"
1018	6 ft. × 3 ft.			B	"
	Spain:—				
731	18 in. × 12 in.	For use by the Queen's Flight only		B	"
672	6 ft. × 3 ft.			B	"
	St. Lucia:—				
1212	18 in. × 12 in.	For use by the Queen's Flight only		B	"
	St. Vincent:—				
1213	18 in. × 12 in.	For use by the Queen's Flight only		B	"
	Sudan:—				
1109	18 in. × 12 in.	For use by the Queen's Flight only		B	"

RESTRICTED

RESTRICTED

FLAGS AND VISUAL SIGNALLING EQUIPMENT

SECTION 4B—cont.

1	2	3	4	5	6
	FLAGS—cont.				
	National—cont.				
	Sudan—cont.				
1166	6 ft. × 3 ft.			B	each
	Sweden:—				
678	9 in. × 4½ in.			B	"
732	18 in. × 12 in.	For use by the Queen's Flight only		B	"
676	6 ft. × 3 ft. 9 in.			B	"
	Switzerland:—				
722	18 in. × 12 in.	For use by the Queen's Flight only		B	"
671	6 ft. × 6 ft.			B	"
	Syria:—				
1164	6 ft. × 3 ft.			B	"
	Tanzania:—				
1266	6 ft. × 3 ft.			B	"
	Thailand:—				
1095	18 in. × 12 in.	For use by the Queen's Flight only		B	"
1165	6 ft. × 4 ft.			B	"
	The State of Singapore:—				
1101	6 ft. × 3 ft.			B	"
	Trinidad and Tobago:—				
1216	18 in. × 12 in.	For use by the Queen's Flight only		B	"
1268	6 ft. × 3 ft.			B	"
	Turkey:—				
733	18 in. × 12 in.	For use by the Queen's Flight only		B	"
705	6 ft. × 4 ft.			B	"
	Uganda:—				
1184	18 in. × 12 in.	For use by the Queen's Flight only		B	"
1269	6 ft. × 3 ft.			B	"
	Union of South Africa:—				
693	6 ft. × 4 ft.			B	"
	United Arab Republic:—				
1083	18 in. × 12 in.	For use by the Queen's Flight only		B	"

RESTRICTED

RESTRICTED

FLAGS AND VISUAL SIGNALLING EQUIPMENT

SECTION 4B—cont.

1	2	3	4	5	6
	FLAGS—cont.				
	National—cont.				
	Uruguay:—				
775	6 ft. × 4 ft.			B	each
	U.S.S.R.:—				
694	6 ft. × 3 ft.			B	"
	Venezuela:—				
776	6 ft. × 4 ft.			B	"
	Yugoslavia:—				
734	18 in. × 12 in.	For use by the Queen's Flight only		B	"
777	6 ft. × 4 ft.			B	"
	Zambia:—				
1241	6 ft. × 4 ft.			B	"
	Navy Blue:—				
701	6 ft. × 4 ft.	For use by marine craft when on sea range duties. To be manufactured locally.		B	"
	Officers:—				
495	Marshal of the R.A.F.	3 ft. × 2 ft. 4 in.		B	"
496	Air Chief Marshal	3 ft. × 2 ft. 4 in.		B	"
497	Air Marshal	3 ft. × 2 ft. 2 in.		B	"
245	Air Vice-Marshal	3 ft. × 2 ft. 2 in.		B	"
246	Air Commodore	3 ft. × 2 ft. 2 in.		B	"
247	Group Captain	3 ft. × 2 ft. 2 in. triangle		B	"
249	Wing Commander	3 ft. × 2 ft. 2 in. triangle		B	"
248	Squadron Leader	2 ft. 6 in. × 1 ft. 9 in.		B	"
	Signals, semaphore:—				
238	Red and Yellow	1 ft. 8 in. × 1 ft. 6 in.		B	prs.
469	Poles	2 ft.		B	each
	Standards:—				
1006	Royal	} 12 in. × 6 in. For use on cars only		B	"
1007	H.M. Queen Elizabeth, the Queen Mother			B	"
1005	H. R.H. Princess Margaret			B	"

RESTRICTED

RESTRICTED

FLAGS AND VISUAL SIGNALLING EQUIPMENT

SECTION 4B—cont.

1	2	3	4	5	6
	FLAGS—cont.				
	Standards—cont.				
1008	H.R.H. Duke of Gloucester	12 in. × 6 in. For use on cars only		B	each
1010	H.R.H. Duke of Edinburgh		B	"	
1190	H.R.H. The Duke of Kent		B	"	
1011	Other members of the Royal Family		B	"	
611	Royal		B	"	
612	H.M. Queen Elizabeth, The Queen Mother		B	"	
615	H.R.H. Princess Margaret		B	"	
616	H.R.H. Duke of Gloucester		B	"	
789	H.R.H. Duke of Edinburgh		B	"	
1189	H.R.H. The Duke of Kent		B	"	
690	Other members of the Royal Family	18 in. × 12 in. For use on R.A.F. aircraft in accordance with Q.R., Chap. 5, Para. 169.	B	"	
620	Royal		B	"	
621	H.M. Queen Elizabeth, The Queen Mother		B	"	
627	H.R.H. Princess Margaret		B	"	
628	H.R.H. Duke of Gloucester		B	"	
790	H.R.H. Duke of Edinburgh		B	"	
1188	H.R.H. The Duke of Kent		B	"	
689	Other members of the Royal Family		B	"	
703	Royal		B	"	
706	H.M. Queen Elizabeth, The Queen Mother		B	"	
709	H.R.H. Princess Margaret	3 ft. × 2 ft. For use by Queen's Flight only, as provided for by Q.R., Chap. 5, Para. 169.	B	"	
710	H.R.H. Duke of Gloucester		B	"	
711	H.R.H. Duke of Gloucester		B	"	
791	H.R.H. Duke of Edinburgh		B	"	
1187	H.R.H. The Duke of Kent		B	"	
712	Other members of the Royal Family		B	"	
252	Royal		B	"	
630	H.M. Queen Elizabeth, The Queen Mother		B	"	
632	H.R.H. Princess Margaret		B	"	
633	H.R.H. Duke of Gloucester		6 ft. × 3 ft.	B	"
792	H.R.H. Duke of Edinburgh	B		"	
1186	H.R.H. Duke of Kent	B		"	
443	Other members of the Royal Family	B		"	
1138	Other members of the Royal Family	B		"	
				B	"
		4 ft. 6 in. × 2 ft. 3 in. Marine Craft			

RESTRICTED

RESTRICTED

FLAGS AND VISUAL SIGNALLING EQUIPMENT

SECTION 4B—cont.

1	2	3	4	5	6
	FLAGS—cont.				
	Union:—				
598	8 in. × 6 in.			B	each
1096	12 in. × 6 in.	Issued only on MOD. E7 (RAF) authority.		B	"
704	3 ft. × 1½ ft.	For use on H.M.A.F.V.'s as provided by A.M.O.A. 599/48.		B	"
551	3 ft. × 2 ft.			B	"
1089	4 ft. 6 in. × 2 ft. 3 in.	Issued only on MOD. E7 (RAF) authority.		B	"
1062	6 ft. × 3 ft.	Issued only on Air Ministry authority		B	"
500	9 ft. × 4½ ft.			B	"
397	12 ft. × 7½ ft.			B	"
	United Nations Organisation:—				
778	6 ft. × 4 ft.			B	"
920	Visual Signalling	Complete. For use on R.A.F. Marine Craft and H.M.A.F.V.'s (68 ft. class).		A	set
	Consisting of:—				
	Flags:—				
961	1	} 15 in. × 12 in.		B	each
962	2			B	"
963	3			B	"
964	4			B	"
965	5			B	"
966	6			B	"
967	7			B	"
968	8			B	"
969	9			B	"
970	0			B	"
958	1st substitute	} To be half Admiralty size 6		B	"
959	2nd substitute			B	"
960	3rd substitute			B	"
988	4th substitute			B	"
921	A			B	"
922	B	} 15 in. × 12 in.		B	"
923	C			B	"
924	D			B	"
					B

RESTRICTED

RESTRICTED

FLAGS AND VISUAL SIGNALLING EQUIPMENT

SECTION 4B—cont.

1	2	3	4	5	6
	FLAGS—cont.				
	Visual Signalling—cont.				
	Consisting of—cont.				
	Flags—cont.				
925	E	} 15 in. x 12 in.		B	each
926	F		B	"	
927	G		B	"	
928	H		B	"	
929	I		B	"	
930	J		B	"	
931	K		B	"	
932	L		B	"	
933	M		B	"	
934	N		B	"	
935	O		B	"	
936	P		B	"	
937	Q		B	"	
938	R		B	"	
939	S		B	"	
940	T		B	"	
941	U		B	"	
942	V		B	"	
943	W		B	"	
944	X		B	"	
945	Y		B	"	
946	Z		B	"	
982	Division ..		B	"	
987	Emergency ..		B	"	
981	Flotilla ..		B	"	
983	Port		B	"	
984	Speed	B	"		
980	Squadron ..	B	"		
985	Station	B	"		
986	Sub-division ..	B	"		

RESTRICTED

RESTRICTED

FLAGS AND VISUAL SIGNALLING EQUIPMENT

SECTION 4B—cont.

1	2	3	4	5	6
	FLAGS—cont. Visual Signalling—cont. Consisting of— <i>cont.</i> Pennants:—				
947	1	} To be half Admiralty size 6		B	each
948	2			B	"
949	3			B	"
950	4			B	"
951	5			B	"
952	6			B	"
953	7			B	"
954	8			B	"
955	9			B	"
956	0			B	"
957	Answer			B	"
979	Church			B	"
972	Corpen			B	"
975	Designation			B	"
973	Formation			B	"
971	Interrogative			B	"
976	Negative			B	"
974	Preparative			B	"
977	Starboard		B	"	
978	Turn		B	"	
	FLAGS—To be demanded separately				
930	Blue, large	Not included in Set—Ref. No. 920. 4 ft. × 3 ft.		B	"
989	Red, large	4 ft. × 3 ft.		B	"
	PANELS, identification, fluorescent:—				
1191	Red		B	"
1192	Yellow..		B	"

RESTRICTED

RESTRICTED

FLAGS AND VISUAL SIGNALLING EQUIPMENT

SECTION 4B—cont.

1	2	3	4	5	6
991	PENNANT, yellow, large	1 ft. 6 in. × 6 ft. 6 in.		B	each
1102	STAFF, flag, miniature	For use with Flags, officers, miniature, on staff cars ..		B	"
1203390	STRIPS, signalling, ground, standard	White American cloth, 8½ ft. × 1¼ ft. Weighted at each end		C	"
417	TOGGLES, flag		C	"

RESTRICTED

RESTRICTED
16

FLAGS AND VISUAL SIGNALLING EQUIPMENT

INDEX TO REFERENCE NUMBERS

SECTION 4B—*cont.*

NOTE:—For action in regard to items in the N.A.T.O. referencing system see A.M.O. A.161/63.

Ref. No.	Page No.	Ref. No.	Page No.	Ref. No.	Page No.	Ref. No.	Page No.	Ref. No.	Page No.	Ref. No.	Page No.	Ref. No.	Page No.	Ref. No.	Page No.	Ref. No.	Page No.	Ref. No.	Page No.
234	1	611	12	671	10	729	8	762	7	934	14	966	13	1016	3	1147	4	1210	8
235	1	612	12	672	9	730	9	765	8	935	14	967	13	1018	9	1156	4	1211	4
238	11	615	12	673	9	731	9	766	8	936	14	938	13	1019	6	1157	5	1212	9
239	3	616	12	676	10	732	10	768	8	937	14	969	13	1020	6	1158	6	1213	9
240	3	619	1	677	8	733	10	769	7	938	14	970	13	1049	2	1159	6	1214	5
241	3	620	12	678	10	734	11	770	8	939	14	971	15	1050	8	1160	7	1216	10
243	3	621	12	680	3	735	4	771	9	940	14	972	15	1062	13	1161	7	1239	6
244	3	623	1	681	8	736	2	773	9	941	14	973	15	1063	3	1162	7	1240	8
245	11	624	2	682	2	737	2	775	11	942	14	974	15	1064	3	1163	9	1241	11
246	11	625	2	683	2	738	2	776	11	943	14	975	15	1065	6	1164	10	1242	8
247	11	627	12	684	8	739	1	777	11	944	14	976	15	1081	1	1165	10	1243	7
248	11	628	12	689	12	740	2	778	13	945	14	977	15	1082	7	1166	10	1244	9
249	11	630	12	690	12	741	3	789	12	946	14	978	15	1083	10	1167	4	1249	8
252	12	632	12	692	8	742	6	790	12	947	15	979	15	1085	6	1168	6	1250	8
397	13	633	12	693	10	743	3	791	12	948	15	980	14	1089	13	1169	5	1258	8
417	16	638	4	694	11	744	3	792	12	949	15	981	14	1091	3	1184	10	1259	3
432	2	640	5	695	3	745	3	793	2	950	15	982	14	1095	10	1185	5	1260	7
433	2	641	5	701	11	746	4	854	5	951	15	983	14	1096	13	1186	12	1261	6
443	12	642	5	703	12	747	4	920	13	952	15	984	14	1097	8	1187	12	1262	4
469	11	643	7	704	13	748	4	921	13	953	15	985	14	1098	6	1188	12	1263	4
471	2	644	8	705	10	749	4	922	13	954	15	986	14	1099	5	1189	12	1264	5
495	11	649	9	706	12	750	4	923	13	955	15	987	14	1101	10	1190	12	1265	9
496	11	651	4	709	12	751	4	924	13	956	15	988	13	1102	16	1191	15	1266	10
497	11	653	5	710	12	752	4	925	14	957	15	989	15	1103	8	1192	15	1267	7
590	13	656	3	712	12	754	5	926	14	958	13	990	15	1104	8	1193	1	1268	10
551	13	658	6	721	5	755	5	927	14	959	13	991	16	1109	9	1194	7	1269	10
553	2	659	5	722	10	756	5	928	14	960	13	1005	11	1110	9	1198	4	1270	9
589	2	661	7	723	3	757	5	929	14	961	13	1006	11	1111	6	1203	7	1271	1
598	13	662	9	724	5	758	6	930	14	962	13	1007	11	1131	9	1206	7		
600	2	668	7	725	6	759	6	931	14	963	13	1008	12	1135	7	1207	7		
601	3	669	8	726	6	760	6	932	14	964	13	1010	12	1136	9	1208	6		
608	2	670	5	727	7	761	6	933	14	965	13	1011	12	1138	12	1209	8		

RESTRICTED

RESTRICTED

FLAGS AND VISUAL SIGNALLING EQUIPMENT

INDEX TO REFERENCE NUMBERS

SECTION 4B—cont.

Ref. No.	N.A.T.O. Group/Class	Old Ref. No.	Page No.	Ref. No.	N.A.T.O. Group/Class	Old Ref. No.	Page No.	Ref. No.	N.A.T.O. Group/Class	Old Ref. No.	Page No.
1202279	8345	1080	1								
1202645	8345	1100	5								
1202665	8345	1090	1								
1202666	8345	1094	1								
1202667	8345	774	7								
1203390	8345	453	16								

(R45479) 564718 147619 2300 8/85 J.L.S.S Ltd. Cp. 482/1

RESTRICTED

RESTRICTED

RESTRICTED

used with A/L 227

**AIR PUBLICATION 1086
BOOK 15
SECOND EDITION**

**SECTION 4C
AIRFIELD EQUIPMENT**

**Items under Section 4C
are covered by
VOTE 7F1a**

RESTRICTED

VOCABULARY OF ROYAL AIR FORCE EQUIPMENT
AIRFIELD EQUIPMENT
SECTION 4C
(18th February 1964)

Ref No.	Nomenclature	Detail	Part No	No. off	Class of Store	Denom. of Qty
1	2	3	4	5	6	7
	ARRESTER-BARRIERS, airfield:—					
2697	Mark 5, Type 4.3 F				A	each
2698	Mark 6, Type 6.3 F				A	"
2820	Mark 12, Type 12.3 F				A	"
	Spares:—	For Ref. No. 2697 only.	Type 4.3 F:—			
2752	Cabinet, remote control	C/w. ground spike (2nd T.A.F. only) ..	6000 & 2015		B	"
2981	Fuses, 10 amp., automatic		58/1910	1	B	"
2982	Lamps, fuse, automatic	} For Ref. No. 2752	58/1900	1	B	"
2983	Switches, thermostatic, mercury		6010-38	1	B	"
	Cable:—					
2713	Brake, c/w. fittings		2023		B	"
2980	Electric		RDV. 4 x 2.5	1	B	"
2739	Net stabilizer, lifting	Nylon	1022		B	"
2708	Stanchion raising	Reference 28N/3453 to be demanded in lieu	4018		B	"
2687	Suspension, L.H.	} For net suspension sets. Reference 28N/3452 to be demanded in lieu. To be issued with each complete renewal of nets vertical, made up by No. 35 M.U from a vertical of similar age	4031		B	"
2686	Suspension, R.H.		4030		B	"
2782	Test, vertical		4072		B	"

RESTRICTED

RESTRICTED

I

AIRFIELD EQUIPMENT
SECTION 4C—cont.

1	2	3	4	5	6	7
	ARRESTER-BARRIERS, airfield—cont.					
	Spares—cont.	For Ref. No. 2697 only—cont.	Type 4-3 F			
	Cable—cont.					
2740	Winch, net counterweights	} Reference 28X/3453 to be demanded in lieu.	4020		B B B B B B B B B B	each
2689	Winch, stanchion assembly		4019/2			
2812	Coupling, shear off		1010-5			
2701	Disc, crank assembly		3021			
2973	Drum, cable, winch motor, L.H.		2401	I		
2773	Drum, cable, winch motor, R.H.		2404			
	Fittings, top, stanchion:—					
2707	Main		1004			
2706	Small		1005			
2730	Flag, marking, net centre		To be made up locally by units	3034		
2745	Lamp, warning, masthead	Reference 5L/9954407 (with holder to fit) to be demanded in lieu.	3035-1			
2926	Motor, 2.4 h.p., 220/380 volts, 50 cycles	For stanchion assembly	0010	I	A	"
2694	Motor, 3 h.p., 220/380 volts, 50 cycles	Winch electric mast assy.	0010 (mod.)		A	"
2939	Brake magnet	For servicing Ref. No. 2694		I	B	"
2935	Plate, mounting, circular				B	"
2693	Net-assembly, complete		1010/N. 17F.		B	"
	Pin, shear off:—					
2825	Brake drum assy.		009-52		B	set
						100
2685	Net assy.		004-31.		B	"
	Stanchion assemblies, complete:—					
2904	L.H.		0006/L.H.		B	each
2903	R.H.		0006/R.H.		B	"
2766	Stabilizer, net		1010-11/N17F		B	"
2690	Tape, brake casing cover	Sect. 32B/849 to be demanded in lieu	4032		B	roll
2691	Tape, black, for verticles	Sect. 32B/768 to be demanded in lieu	3038		B	"
2862	Terminal	Fitting for brake cable	3063		B	each
2787	Verticals	Net, nylon, complete set of groups and test pieces	1010-8 (vert.)		C C	set of
			4072 (T. Pieces)			48 gps.

RESTRICTED

2

RESTRICTED

AIRFIELD EQUIPMENT
SECTION 4C—cont.

1	2	3	4	5	6	7
	ARRESTER-BARRIERS, airfield—cont.					
	Spares—cont.	For Ref. No. 2697 only—cont.	Type 4-3 F			
	Verticals, net assy. group:—					
2684	1-10 (incl.)		} N.17F			
2715	11					
2716	12					
2717	13					
2718	14					
2719	15					
2720	16					
2721	17					
2722	18					
2723	19-24 (incl.)					
	Spares:—	For Ref. No. 2698 (Mark 6) only.	Type 6-3 F			
2764	Cabinet, remote control	C/w ground spike	6000 & 2015		B	each
—	Fuse, 10 amp., automatic	Ref. No. 2981	} For Ref. No. 2764	1	—	—
—	Lamp, fuse, automatic	Ref. No. 2982		1	—	—
—	Switch, thermostatic, mercury	Ref. No. 2983		1	—	—
	Cable:—					
2714	Brake	C/w end fittings	2023		B	each
2769	Brake, 30 ft. extension	C/w end fittings	3064		B	—
—	Electric	Limit switch to motor Ref. No. 2980		1	—	—
2791	Net stabilizer lifting	Nylon	4022		B	each
2744	Suspension, L.H.	} For net suspension sets	4031/N.14		B	—
2743	Suspension, R.H.		4030/N.14			B
—	Test, verticals	Ref. No. 2782				—
2741	Winch, net counterweights		4020/N.14			each
2916	Cable, not complete, less verticals		1010/N.14 F	1		—
2909	Clamp	} For Ref. No. 2698 (Mark 6) only	4040A-1	1		—
2910	Clamp		4040A-2	1		—
3020	Coupling, cover, net assy.		3065	1		
2811	Coupling, shear off	Net assembly	1010-5		B	—
—	Drum, cable, winch, motor, L.H.	Ref. No. 2973		1	—	—
—	Drum, cable, winch, motor R.H.	Ref. No. 2778			—	—
—	Flag, marking net centre	Ref. No. 2730			—	—

RESTRICTED

RESTRICTED

AIRFIELD EQUIPMENT

SECTION 4C—cont.

1	2	3	4	5	6	7
	ARRESTER-BARRIERS, airfield—cont.					
	Spares—cont.		Type 6-3 F.			
—	Lamp, warning masthead	U For Ref. No. 2698 (Mark 6) only—cont. Ref. No. 2745. Reference 5L/9954407 (with holder to fit) to be demanded in lieu.	—	—	—	—
—	Motor, 3 h.p. 220/380 volts, 50 cycles	Ref. No. 2694	—	—	—	—
—	Brake magnet	Ref. No. 2939. For servicing Ref. No. 2694.	I	—	—
—	Plate, mounting, circular	Ref. No. 2935	—	—	—	—
2699	Net assembly, complete	1010/N.14F	B	each
—	Pins, shear off:—					
2824	Brake drum assembly	0009-52	B	set
2742	Net assembly	0400-32	B	20
2781	Ring, spacer	4154	B	each
2987	Ring, splined, inner	3004-2	B	..
2986	Shield, brake	2001-2	B	..
2912	Sheet	4040A-4	B	..
2767	Stabilizer, net	1010-11N/14F	B	..
	Stanchion assemblies complete:—					
2905	L.H.	0006/L.H.	B	..
2906	R.H.	0006/R.H.	B	..
2861	Terminal	30603	B	..
2788	Verticals	Net nylon. Complete set of groups and test pieces.		C	Set of 40 gps.
	Verticals, net assembly group:—		{ 1010-8 (vert.)			
2731	1-10 (incl.)	4072 (T. pieces).		
2732	11				
2733	12				
2734	13				
2735	14				
2736	15	1010-8N.14F	C	Set of 6
2737	16				
2738	17-20 (incl.)				

RESTRICTED

RESTRICTED

AIRFIELD EQUIPMENT
SECTION 4C—cont.

1	2	3	4	5	6	7
	ARRESTER-BARRIERS, airfield—cont.					
	Spares:—	For Ref. Nos. 2697 and 2698 (Marks 5 and 6)	Type 4-3F and 6-3F			
2927	Seal, Oil	For bearing of Motor (Reference 4/2694) Type Stephen Verke.	—	—	Ⓔ	each
3017	Seal, Oil, bearings	For fitting between the gear box and motor housing.	—	—	Ⓔ	..
	Spares:—	For Ref. Nos. 2698 and 2820 (Marks 6 and 12).	Type 6-3F and 12-3F			
2911	Lugs	4038	1	Ⓔ	..
	Spares:—	For Ref. No. 2820 (Mark 12) only.	Type 12-3F:—			
	Cable suspension:—					
2933	L.H.	} Stain. steel. For net suspension sets ..	4031		B	..
2821	R.H.		4158		B	..
2934	Coupling, shear off	} Net assembly	1010-5		B	..
2817	Motor 5½ h.p. 220/380 volts, 50 cycles	} Winch mast assembly	0010		B	..
2931	Net assembly	} C/w net cables	1010		B	..
2813	Pin, Shear off, Net, Assembly	0400-32	—	B	Set 100
2908	Stanchion, L.H., Assembly, Complete	0006/L.H.	1	B	each
2907	Stanchion R.H., Assembly, Complete	0006/R.H... .. .	1	B	..
3027	Support, Wooden	For Stanchion Assembly	1409	1	B	..
—	Terminal	Ref. No. 2861	—	—	—	—
2814	Verticals	Net Nylon. Complete set of groups and test pieces	} 1010-8 (vert.) } 4072 (T. pieces)	—	C	Set of 44 gps.
	Verticals, net assembly group:—					
3028	1—5 (incl.)	} N.19F		C	Set of 15
3029	6—7 (incl.)			C	Set of 6
3030	8			C	Set of 3
3031	9			C	..
3032	10			C	..
3033	11			C	..
3034	12			C	..
3035	13			C	..
3036	14		C	..	

RESTRICTED

RESTRICTED

AIRFIELD EQUIPMENT
SECTION 4C—cont.

1	2	3	4	5	6	7
	ARRESTER-BARRIERS, airfield—cont.					
	Spares—cont.	For Ref. No. 2820 (Mark 12) only—cont.				
	Verticals, net assembly group—cont.					
3037	15	} N.19F	—	C C C C C	Set of
3038	16				3
3039	17				"
3040	18				"
3041	19-22 (incl.)				Set of
	Spares:—	For Ref. Nos. 2697, 2698 and 2820. All Marks.	Types 4-3F., 6-3F., 12-3F			
2797	Adaptor, Special, brass	For pressure gauge (Adaptor to use British gauge) Sect. 6A, Mk. 14	—	—	Ⓢ	each
2747	Band, brake	For Ref. No. 2694. Quote Maker, Type and Serial No.	—	—	B	"
2977	Bolt, hollow	4075	1	B	"
2936	Bolt, locating	Reference 28P/8032 may be issued in lieu	4073		Ⓢ	"
	Bottle, air:—					
2789	Cock, main	0009-42		Ⓢ	"
2790	Lining, lead	0009-58		Ⓢ	"
	Brake cable, terminal fittings:—					
2864	Bolt	4146		Ⓢ	"
2863	Screw	2023-5		Ⓢ	"
	Brake-casing assembly:—					
2996	Clamp, bottle	4104	1	Ⓢ	"
3026	Cover, Plastic	For Brake casing assembly	4032	1	Ⓢ	"
2710	Cock assembly, complete	Components 11 to 26	4056		B	"
2991	Nipple	4419	1	Ⓢ	"
2992	Nut	3023	1	Ⓢ	"
2999	Pin, release	4034	1	Ⓢ	"
2997	Screw	0009-48	1	Ⓢ	"
2822	Brake-drum assembly	Complete	0002	1	Ⓢ	"
2995	Bearing, lower	0002-34	1	B	"
2994	Bearing, upper	0002-35	1	B	"

RESTRICTED

RESTRICTED

AIRFIELD EQUIPMENT
SECTION 4C—cont.

1	2	3	4	5	6	7
	ARRESTER-BARRIERS, airfield—cont.					
	Spares—cont.	For Ref. Nos. 2697, 2698 and 2820. All Marks—cont.	Types 4-3F., 6-3F., 12-3F—cont.			
	Brake-drum assembly—cont.					
2680	Hose, flexible	For centre tube	3066		B	each
2990	Ring, gear	3006	1	B	"
2993	Ring, lock	0002-39	1	B	"
2988	Ring, sealing	4153	1	B	"
2984	Shaft	2002	1	B	"
2998	Tube, central	4009	1	B	"
	Brake-unit assembly:—					
2682	Disc, sintered	3008		B	"
2681	Disc, steel	3007		B	"
2683	Hose, pressure assembly	4093-12		B	"
2989	Nut, end	3003	1	B	"
2858	Ring	4003		B	"
2773	Ring, insulating	4001		B	"
2856	Ring, insulating	4004		B	"
2857	Ring, pressure	3001		B	"
2855	Ring, sealing	4006		B	"
2860	Screw, stop	1022-19		B	"
2859	Shim	4005		B	"
2985	Spar load	1001	1	B	"
	Cabinet, control:—					
2900	Box, relay, complete	6050 U1		B	"
2869	Button, push, down	6004 B5		B	"
2868	Button, push, up	6004 B4		B	"
2921	Condenser, time delay	6058 M4	1	B	"
	Contactors, A.E.G., 500 volt, 15 amp.:—					
	Motor, L.H.					
2874	Down	6011.C4		B	"
2872	Up	6011.C2		B	"
	Motor, R.H.:—					
2873	Down	6011.C3		B	"
2871	Up	6011.C1		B	"

RESTRICTED

RESTRICTED

AIRFIELD EQUIPMENT
SECTION 4C—cont.

1	2	3	4	5	6	7
	ARRESTER-BARRIERS, airfield—cont.					
	Spares—cont.	For Ref. Nos. 2697, 2698 and 2820. All Marks—cont.	Types 4-3F., 6-3F., 12-3F.—cont.			
	Cabinet, control— <i>cont.</i>					
2870	Diaphragm	For Panel push-button "up" and "down"	6005		6005	each
2898	Element, heating, 220 volts, 90 watt	6031.R1		6031	"
	Fuses, automatic, main:—					
2884	A.E.G., "9" 25 amp.	} For circuits motor	6053-E1		6053	"
2885	A.E.G., "9" 25 amp.		6053-E2		6053	"
2886	A.E.G., "9" 25 amp.		6053-E3		6053	"
	Fuse, automatic, motor heating circuit:—					
2798	A.E.G. "L". 10 amp.	6056.E10		6056	"
2917	Fuse, Automatic, 110 Volt Movement	6055. E.7	1	6055	"
	Fuses, automatic movement:—					
2887	A.E.G., "9" 5-amp., 220 volts	6054-E4		6054	"
2888	A.E.G., "9", 5-amp. 220 volts	6054-E5		6054	"
2889	24 volts	6055-E9		6055	"
2899	Rectifier, 60/48 volts	6025-N2		6025	"
2922	Rectifier, time delay	6059. N.4	1	6059	"
	Relays, auxiliary:—					
2878	D4, "UP", 40 volts	} For Relay box	6012D4		6012	"
2879	D5, "READY", 40 volts		6012.D5		6012	"
2880	D6, "DOWN", 40 volts		6012.D6		6012	"
2881	D7, "UP", 110 volts		6013.D7		6013	"
2882	D8, "READY" 110 volts		6013.D8		6013	"
2883	D9, "DOWN" 110 volts	6013.D9		6013	"	
2919	Relay, current over cooling	6032.B15	1	6032	"
2920	Relay, time delay	6057.D.10	1	6057	"
2913	Screw	4040-5	—	4040	"
2809	Switch, main	6001.A1		6001	"
2923	Thermostat	6010.B8	1	6010	"
2924	Thermostat, motor	6010.B9	1	6010	"
2925	Transformer 220/2. × 38 volts	6023. M.3	1	6023	"
2893	Transformer, 220/110/55/24 volts	6021.M1		6021	"
2896	Valves stop	For Relay box.	6026. N3		6026	"

RESTRICTED

RESTRICTED

AIRFIELD EQUIPMENT

SECTION 4C—cont.

1	2	3	4	5	6	7
	ARRESTER-BARRIERS, Airfield—cont.					
	Spares—cont.	For Ref. Nos. 2697, 2698 and 2820 All Marks—cont.	Types 4-3F, 6-3F, 12-3F—cont.			
2768	Clamp, thimble	C/w screw and nut	4031/4/5/6.. .. .		७	each
	Coupling assembly:—					
	Flexible hose:—					
2848	Banjo fitting	3066		७	..
2851	Banjo fitting	4093-10		७	..
2849	Bolt, hollow	4100		७	..
2688	Ring " O "	4093-11		७	..
2853	Washer	4093-9		७	..
2850	Washer, sealing	0002-41		७	..
	Flexible hose, lower:—					
2854	Banjo fitting	0002-44		७	..
2843	Cylinder, air	0009-41		७	..
2837	Pipe, filler	4035-1		७	..
2842	Pipe, Air, H.P.	To Reducing valve assembly	4035-2		७	..
2841	Washer, sealing	0009-46		७	..
	Fittings:—					
2839	Flanged	For air charging pipe	4079		७	..
2932	Flanged	4122		७	..
2846	Sleeve, protection	For air charging fitting	4414		७	..
2945	Indicator, moisture	0009-59	1	७	..
2976	Insert	4077	1	७	..
2819	Light warning assembly, red:—	Less bulb electric	3035-1		७	..
—	Bulb, electric 24V. 36W.	Reference 5L/9954407, with holder reference 5A/783.		७	..
2679	Cover, glass, red	Stanchion warning light.. .. .	3035-6		७	..
2678	Grating, protection	3035-7		७	..
3025	Lamp	For Warning Light Assy. Ref. No.	6065-4	1	७	..
3022	Sealing	2819	3035-5	1	७	..
2944	Lock, wire	0400-52	1	७	..
2705	Motor, electric, ½ h.p., 220/380 volts	Complete assy. for rewinding cable on brakes.	2403	1	A	..
2918	Motor, electric ½ h.p. 220/380 volts	For Brake Cable rewind unit.	2403-1	1	A	..

RESTRICTED

RESTRICTED

AIRFIELD EQUIPMENT

SECTION 4C—cont.

1	2	3	4	5	6	7
	ARRESTER-BARRIERS, Airfield—cont.					
	Spares—cont.	For Ref. Nos. 2697, 2698 and 2820. All Marks—cont.	Types 4-3F., 6-3F., 12-3F—cont.			
	Net-suspender set:—					
3010	Shaft	4011-3	1	each	
3009	Sheet	4013	1	"	
3011	Sheet	4014	1	"	
2914	Nut	4040-6	—	"	
2978	Pin, conical	100616	1	"	
		Reference 28P/16263 may be issued in lieu.				
	Pulleys:—					
2774	Cable, suspension	3014		"	
2815	Stanchion, small	4016		"	
2818	Disc, sealing	3014-3		"	
2816	Shaft	4087		"	
2975	Ring, felt	0002-67	1	"	
2753	Rope, rubber	0006-13, 0004-48		"	
		Reference 32C/481 Cord Shock absorbers to be demanded in lieu.				
2943	Sheet, lock	0006-14	1	"	
2796	Spring, pressure	4112		"	
		For Motor elect. (Ref. No. 2694) Quote make, type and serial No.				
2779	Stand, motor electric	3042-2		"	
	Stanchion assemblies:—					
3013	Bolt	4224-1	1	"	
2938	Box, junction L.H.	1	"	
2937	Box, junction R.H.	1	"	
3005	Nut	1005-10	1	"	
3007	Nut	1004-16	1	"	
3015	Nut	1005-14	1	"	
3002	Screw	1005-7	1	"	
3006	Screw	1004-15	1	"	
3003	Screw	1005-8	1	"	
3014	Screw	1005-13	1	"	
3012	Sleeve, spacer	4088	1	"	
2808	Switch, Limit, L.H.	6006B7		"	
2807	Switch, Limit, R.H.	6006, B6.		"	
3008	Tube, spacer	4015	1	"	

RESTRICTED

RESTRICTED

AIRFIELD EQUIPMENT
SECTION 4C—cont.

1	2	3	4	5	6	7	
	ARRESTER-BARRIERS, Airfield —cont.						
	Spares—cont.	For Ref. Nos. 2697, 2698 and 2820. All Marks—cont.	Types 4-3F, 6-3F, 12-3F—cont.				
	Stanchion assemblies:—						
3004	Washer	1005-9	1		each	
3000	Washer	1005-5	1		..	
3001	Washer, locking	1005-6	1		..	
	Stay-set:—						
2759	Fitting	3051	
2758	Fork	3043	
2757	Nut	2014-4	
2755	Screw, fork. L.H.	2017	
2756	Screw, fork, R.H.	2018	
2760	Screw, hex. hd.	0004-33	
2915	Spike, ground	2016		
2754	Turn buckle	3046		
2786	Tool, length adjusting	For Nylon net vertical thimbles		
	Tower, control:—						
2901	Box, relay, complete	6051. U2		
2867	Button, push, down	} For Table panel	6003. B3.		
2866	Button, push, stand by		6003. B2		
2865	Button, push, up		6002. B1		
2890	Control—instrument		6018. GL		
2891	Lamp, signal light	For Relay box	6020. H1-H4		
2892	Lamp, signal light	For Table panel	6020. H5-H6		
2902	Panel, table	6052. U3		
2895	Rectifier	6024. N1		
	Relays auxiliary:—						
2875	D1	} For Relay box	6012. D1		
2876	D2		6012. D2		
2877	D3		6012. D3		
2894	Transformer, 220/63-2·2 volts	6022. M2	
2897	Valve, stop	6027. N4		

RESTRICTED

RESTRICTED

B

AIRFIELD EQUIPMENT

SECTION 4C—cont.

1	2	3	4	5	6	7
	ARRESTER-BARRIERS, Airfield—cont.					
	Spares—cont.	For Ref. Nos. 2697, 2698 and 2820. All Marks—cont.	Types 4-3F, 6-3F 12-3F—cont.			
	Valve assembly, reducing:—					
2833	Banjo fitting	0009-13		B B B B B B B B B B B B B B B B B	each
2832	Bolt, hollow	4049			"
2831	Coupling	4050			"
3018	Diaphragm, rubber				"
2845	Glass				"
2826	Hose, flexible, air	0009-61			"
2827	Lever, trip	3030			"
2835	Nut, top	4055			"
2836	Pipe, air, L.P.	0009-22			"
2695	Regulator, pressure	2012			"
2828	Ring "O"	0009-14			"
2838	Ring, packing	4058-3			"
2830	Sleeve, lead	0009-29			"
2829	Spring, lever operating pressure	4061			"
3019	Washer, fibre	4052			"
2834	Washer, sealing				"
2844	Window, brake casing	0009-21			"
	Valve, air charging:—		0009-6		B	"
2840	Screw	0009-57		B	"
2847	Washer, sealing	0002-43		B	"
2634	CABINET, Test Flying Clothing	<i>Godfrey Precision Hanworth Mdx</i>	GM/D/6669	1	A	"
1996	CLEANER, boot	Complete		B	set
	Consisting of:—					
2182	Brushes	2	B	each
2183	Scraper	1	B	"

RESTRICTED

RESTRICTED

AIRFIELD EQUIPMENT

SECTION 4C—cont.

1	2	3	4	5	6	7
3240	DE-ICER, runway				A	each
	Comprising :—					
	Cab Structure :—					
	Spares :—					
—	Aluminium alloy sheet, 14 S.W.G.	Reference 30B/1726. Windscreen surround		5	—	—
				sq. ft.	—	—
—	Beading, aluminium, $\frac{7}{8}$ in.	Reference 30B/14. Side window beading ...		16 ft.	—	—
—	Hinge, door	Reference 61TH/40819		4	—	—
—	Lock, door, L.H.	Reference 61RV/330111		1	—	—
—	Lock, door, R.H.	Reference 61RV/330112		1	—	—
—	Panel, synthetic resin, $\frac{3}{16}$ in. \times 48 in. \times 60 in. ...	Reference 33C/1271. 'Perspex' side windows		10	—	—
				sq. ft.	—	—
—	Rubber sheet, $\frac{1}{8}$ in. \times 12 in. \times 12 in.	Reference 32C/598. Jacking point seal ...		1	—	—
				sq. ft.	—	—
3409	Spindle, special	Replaces door lock spindle	GE/10/63/1098	2	B	each
—	Strip, sealing, $\frac{1}{8}$ in. \times $\frac{3}{8}$ in. wide	Reference 32C/430. For cab windows ...		25	—	—
				ft.	—	—
—	Triplex, 2 ft. $5\frac{3}{8}$ in. \times 1 ft. $5\frac{1}{4}$ in. \times $\frac{7}{32}$ in. ...	L.P.O. Windscreens		2	—	—
	Electrical installation :—					
—	Battery, 6 volt, 230 amp./hrs.	Reference 5J/9101525		4	—	—
	Accessories :—					
—	Lug, connector, negative	Reference 5J/1882		4	—	—
—	Lug, connector, positive	Reference 5J/1883		4	—	—
—	Coil, H.T., ignition	Reference 37A/1813. In engine compart- ments.		4	—	—
—	Control, panel (cabin)					
	Spares :—					
—	Circuit breaker, Type A.2, 10 amp.	Reference 5CY/2560		2	—	—
—	Lamp	Reference 5CX/1069. Generator failure warning.		1	—	—
—	Lamp, electric, filament	Reference 5L/9951297. Generator failure warning.		1	—	—

RESTRICTED

12A

RESTRICTED

AIRFIELD EQUIPMENT

SECTION 4C—cont.

1	2	3	4	5	6	7
	DE-ICER, runway— cont.					
	Comprising—cont.					
	Electrical installation—cont.					
	Control, panel (cabin)—cont.					
	Spares—cont.					
—	Lamp, filament, special, miniature	Reference 5L/9959118	} Instrument lighting	5	—	—
—	Lamp, pillar, miniature	Reference 5CX/5364		5	—	—
—	Switch, dimmer, Type R	Reference 5CW/2453		1	—	—
—	Switch, push, Type B, No. 1... ..	Reference 5CW/898		2	—	—
—	Switch, push, Type B, No. 3... ..	Reference 5CW/3821		2	—	—
—	Switch, tumbler	Reference 5CW/6429	8	—	—	
—	Earthing strip, bonding rubber, 3 ft. long	Reference 53B/4237	2	—	—	
—	Earthing strip, copper	Reference 16E/18173	12 ft.	—	—	
—	Generator, HXZ, clockwise rotation	Reference 5UA/4185	1	—	—	
—	Lamp, 24 volt	Reference 5L/9952229	1	—	—	
—	Lamp, head cav 2, Mark 1	Reference 16E/20062	2	—	—	
—	Lamp, 24 volt	Reference 5L/9954434	2	—	—	
3430	Lamp, side/rear	2	—	B	each
—	Lamp, 28 volt, 12 watt	Reference 5L/9951282	2	—	—	
—	Motor, windscreen wiper	Reference 16E/19523	—	—	—	
	Engine controls and associated fittings :—					
	Spares :—					
—	Block, swivel	Reference 27K/534	4	—	—	
—	Box unit, wrapped, No. 2, single entry, double lever, L.H.	Reference 27K/1071	1	—	—	
—	Box unit, wrapped, No. 2, single entry, double lever, R.H.	Reference 27K/1072	1	—	—	
—	Cable, Teleflex, No. 2, $\frac{3}{16}$ in. ext. diam.	Reference 27K/192	8	—	—	
—	Conduit, Teleflex, No. 2, $\frac{3}{16}$ in. ext. diam.	Reference 27K/196	80	—	—	
—	Connector, with grease nipple	Reference 27K/735	4	—	—	
		References 27K/970 or 1007 also suitable.				
—	Connector, without grease nipple	Reference 27K/568	6	—	—	
—	Joint, ball, complete	Reference 28N/544	4	—	—	
—	Rod, extension	Reference 26EH/8577	2	—	—	

RESTRICTED

RESTRICTED

AIRFIELD EQUIPMENT

SECTION 4C—cont.

1	2	3	4	5	6	7
	DE-ICER, runway—cont.					
	Comprising—cont.					
	Engine controls and associated fittings—cont.					
	Spares—cont.					
	Sliding end, screwed :—					
	Comprising :—					
—	End fitting, screwed	Reference 27K/501		1	—	—
—	Nut, plain	Reference 27K/502		1	—	—
—	Spring, lock	Reference 27K/504		1	—	—
—	Tube, slide	Reference 27K/525		1	—	—
—	Washer, tab	Reference 27K/505		1	—	—
—	Switch, micro, Type 1A, Burgess	Reference 5CW/9438275		2	—	—
—	Swivel coupling	Reference 27K/574		4	—	—
	Engine exhaust unit and jet pipe :—					
3436	Engine, Derwent, Mark 8	For ground use only		2	A	each
—	Exhaust unit assembly	Reference 36JJ/3370 or 3736		2	—	—
	Accessories :—					
3410	Adaptor, thermo couple	For welding to exhaust unit	GE10/63/1236	8	C	each
3412	Plate, blanking, 1½ in. × 1½ in.	} For exhaust unit heating muff	} GE10/63/1233	2	C	..
3411	Plate, blanking, 2¼ in. × 2¼ in.			2	C	..
3323	Jet pipe and insulation casing assy.	Cut-down version of Derwent jet	GE10/63/1233	2	A	..
	Engine mounting :—					
—	Ball, mounting	Reference 26EH/12011 } For each engine ...		2	—	—
—	Bush, engine mounting	Reference 26EH/10353 } ...		2	—	—
—	Pin, locating	Reference 26EH/10354 } ...		1	—	—
	Exhaust gas thermometer system :—					
	Spares :—					
—	Compensator, cold junction	Reference 6A/1677		2	—	—
—	Compensator, voltage, Type A, No. 1	Reference 6A/1678		1	—	—
3417	Frame, assy., exhaust nozzle support			2	A	each
	Spares :—					
3349	Fork end, ¾ in. B.S.F.		GE10/63/8	2	C	..
—	Gauge, exhaust temperature, twin pointer	Reference 6A/1674		1	—	—
—	Lead, extension, Type B, 20 ft.	Reference 6A/1942		8	—	—

RESTRICTED

RESTRICTED

12C

AIRFIELD EQUIPMENT

SECTION 4C—cont.

1	2	3	4	5	6	7
	DE-ICER, runway—cont.					
	Comprising— <i>cont.</i>					
	Exhaust gas thermometer system—cont.					
	Spares :—					
3292	Nozzle, exhaust	GE10/63/27	2	A	each
3414	Bracket, channel section	} Nozzle attachment parts	2	C	"
3415	Eyebolt, suspension		2	C	"
3416	Washer, special, flat, 1½ in. ext. diam. × 16 S.W.G.		4	C	"
	Fuel supply—emergency cut-off system :—					
3421	Installation kit	For Bowser fuel cut-off system		1	C	"
	Comprising :—					
3422	Cable, complete with release pin	GE10/63/1165	1	C	"
—	Distance piece, fuel hose guard	GE10/63/1197	2	—	—
—	Grommet, ¾ in. B.S.F.	GE10/63/1131	1	—	—
—	Guard, fuel hose	GE10/63/1197	2	—	—
—	Handle	GE10/63/1165	1	—	—
—	Nut, ¾ in. B.S.F.	Reference 28M/1011473		1	—	—
—	Pulley, cable	GE10/63/1212	1	—	—
—	Support, handle	GE10/63/1196	1	—	—
—	Washer, steel, 0.395 in. int. diam.	Reference 28W/13323		2	—	—
	Fuel supply system :—					
	Spares :—					
3418	Adaptor, fuel-hose, corrugated	To join 1 in. hose if required	GE10/63/1223	1	C	each
—	Adaptor, Type B, 1½ in. B.S.P., female/female	Reference 4K/2494		1	—	—
—	Adaptor, Type C, 1½ in. × 1 in. B.S.P., female/female	Reference 4K/2516		2	—	—
—	Adaptor, Type C, 2½ in. × 1½ in. B.S.P., male/male	Reference 4K/2827. For Reference 4K/2843		1	—	—
3419	Bolt, 'U' shaped	For support bracket	GE10/63/1221	2	C	each
3420	Bracket, support	For fuel hose	GE10/63/1221	1	C	"
—	Cone, end union piece, corrugated, 1 in.	Reference 28F/9997893		1	—	—
—	Coupling, pressure refuelling, 2½ in. hose unit	Reference 4K/2843		1	—	—
—	Hose, fuel, 5 ft. 3 in. long, 1½ in. int. diam.	Reference 4K/2472		1	—	—
—	Hose, fuel, 10 ft. long, 1 in. int. diam.	Reference 4K/2375. To be cut to required length.		2	—	—
—	Hose, fuel, 12 ft. long, 1½ in. int. diam.	Reference 4K/1338		1	—	—

RESTRICTED

RESTRICTED

AIRFIELD EQUIPMENT

SECTION 4C—cont.

1	2	3	4	5	6	7
	DE-ICER, runway—cont.					
	Comprising—cont.					
	Fuel supply system—cont.					
	Spares—cont.					
—	Ring, seal, connector hose	Reference 4K/2821.	For Reference 4K/2843	1	—	—
—	Sleeve, outer, 1 in. ext. diam. pipe	Reference 28F/8011823	...	1	—	—
—	Union, tee	Reference 28F/12389.	For 1½ in. ext. diam. hose.	1	—	—
	Generator installation :—					
3610	Bracket, support, engine generator	GE10/63/1101	1	C	each
3611	Guard, protecting, generator	GE10/63/1102	1	C	„
	Heater/Demister system :—					
	Spares :—					
—	Asbestos webbing, 1 in. × 1/8 in.	Reference 32B/18	...	60	—	—
—	Collar, pipe, 1/4 in.	Reference 28F/5698	...	2	—	—
—	Connection, pipe	Reference 26EH/8109.	For exhaust unit muff.	2	—	—
3423	Heater/demister assembly	C/w valve, inlet, and outlet ducts	GE10/63/22	1	B	each
—	Nipple, brass, 1/4 in. ext. diam. pipe	Reference 28N/1013169	...	2	—	—
—	Pipe, port supply, 1 in. ext. diam. × 33 in. long, rigid	Reference 26EH/8115	...	1	—	—
—	Pipe, starboard supply, 1 in. ext. diam. × 35 in. long, rigid	Reference 26EH/8116	...	1	—	—
—	Sleeve, inner, 1/4 in.	Reference 28F/3620	...	2	—	—
—	Sleeve, outer, 1/4 in.	Reference 28F/8011819	...	2	—	—
3424	Tubing, metallic, flex., 1 in. int. diam.	12 ft. lengths	GE10/63/1245	1	C	each
	Oil pressure system :—	Cabin to engine.				
	Spares :—					
—	Collar, pipe, 3/8 in.	Reference 28F/8011890	...	12	—	—
—	Cone, union body, 3/8 in.	Reference 28F/9129085	...	12	—	—
—	Gauge, oil pressure	Reference 6A/2685	...	2	—	—
—	Nipple, for pipe, 3/8 in. ext. diam.	Reference 28F/14528	...	4	—	—
—	Sleeve, outer, 3/8 in.	Reference 28F/9128936	...	3	—	—
—	Tubing, brass, 3/8 in. × 20 S.W.G.	Reference 30B/2175	...	20	—	—

RESTRICTED

12E

RESTRICTED

AIRFIELD EQUIPMENT

SECTION 4C—cont.

1	2	3	4	5	6	7
	DE-ICER, runway—cont.					
	Comprising—cont.					
	Radio and Intercommunications system :—					
	Spares :—					
—	Battery, primary, dry, No. 12	Reference 5J/9101135...		8	—	—
—	Capacitor, 0.1 µf.	Reference 10C/0115506		1	—	—
—	Connector, Type 3800	Reference 10HA/12022		2	—	—
—	Connector, Type 10113/2	Reference 10HA/14841		2	—	—
—	Cradle assembly	Reference 10AJ/1551 ...		1	—	—
—	Fecder, aerial	Reference 10B/17655 ...		1	—	—
—	Gasket, outlet	Reference 10H/0119877		4	—	—
—	Gasket, union	Reference 10H/0970108		4	—	—
—	Headset, Amplivox, Type 13675	Reference 10AH/9457931		2	—	—
—	Insert, microphone, carbon type	Reference 10AH/1555 ...		2	—	—
—	Mask, complete	Reference 22G/9424374		2	—	—
—	Mast, aerial, Type 8338A, 36 in. long	Reference 10B/18819 ...		1	—	—
—	Nut, union	Reference 10H/0970292		4	—	—
—	Plug, electrical, Type 517	Reference 10H/14206		2	—	—
—	Plug, free, male shell, 2 pole, position O	Reference 10H/0560270. For 10H/0560230		1	—	—
—	Plug, free, male shell, 4 pole, position O	Reference 10H/0560290. For 10H/0560250		1	—	—
—	Plug, free, male shell, 6 pole, position O	Reference 10H/0560300. For 10H/0560260		2	—	—
—	Ring, thrust	Reference 10H/0970096		4	—	—
—	Socket, fixed, female shell, 2 pole, position O	Reference 10H/0560230. For 10H/0560270		1	—	—
—	Socket, fixed, female shell, 4 pole, position O	Reference 10H/0560250. For 10H/0560290		1	—	—
—	Socket, fixed, female shell, 6 pole, position O	Reference 10H/0560260. For 10H/0560300		1	—	—
—	Socket, Type 359, 4 pole, jack type	Reference 10H/2206		2	—	—
—	Switch, Type 484	Reference 10F/559		1	—	—
—	Transmitter/Receiver, TR. 8005B, 79.6 mc/s.	Reference 10D/20654 ...		1	—	—
—	Transmitter/Receiver, TR. 8005C, 78.2 mc/s.	Reference 10D/20655 ...		1	—	—
—	Transmitter/Receiver, TR. 8005D, 74.1 mc/s.	Reference 10D/20656 ...		1	—	—
—	Transmitter/Receiver, TR. 8005E, 73.1 mc/s.	Reference 10D/20657 ...		1	—	—

RESTRICTED

RESTRICTED
12H

AIRFIELD EQUIPMENT

SECTION 4C—cont.

1	2	3	1	5	6	7
	DE-ICER, runway—cont.					
	Comprising—cont.					
	Starter Panel :—					
	Spares :—					
—	Regulator, and cut-out unit, Type A	Reference 5UC/2702		1	—	—
—	Resistor unit, Type A, No. 1, 3 ohms	Reference 5CZ/586		2	—	—
—	Suppressor, Type Y, No. 1	Reference 5Y/2605		1	—	—
—	Switch, magnetic relay, Type K, No. 3	Reference 5CW/2472 or 4620		2	—	—
—	Switch, tumbler, Type C	Reference 5CW/2828. Ground/Flight switch		1	—	—
—	Starter, Rotax	Reference 37E/5000. For engine starter motor		2	—	—
—	Tachometer system :—					
	Spares :—					
—	Adaptor, drive	Reference 6A/5236		1	—	—
—	Generator, Mark 8B	Reference 6A/3141		2	—	—
—	Tachometer, Mark 7A	Reference 6A/1559		2	—	—
—	Washer, coupling, Type B	Reference 6A/3143		2	—	—
3425	Towing arm	GE10/63/1195 ...	1	B	each
	Wheels and Castor assembly, front :—	Post Mods. GSE4 and GSE5.				
	Spares :—					
3426	Axle, front	GE10/63/1274	1	C	”
3396	Bearing, taper roller, 25 mm. × 52 mm. × 19-25 mm.	For wheel axle... ..	Skefco 32205B	2	B	”
—	Bearing, taper roller, 4½ in. ext. diam.	Reference 2A/8061042. For castor spindle		2	—	—
3428	Cap, hub	GE10/63/1280	2	C	each
—	Cover, outer, 8-ply, 8 in. × 7 in.	Reference 16T/965		2	—	—
3429	Excluder, dust	GE10/63/1273	2	C	each
—	Flap, 18 in. × 7 in.	Reference 16T/959		2	—	—
3398	Fork, front wheel	With castor spindle	GE10/63/4	1	B	each
—	Hub, wheel	Reference 4G/2592		2	—	—
3431	Mudguard	GE10/63/1272	2	B	each
—	Nipple, grease	Reference 16B/2191. For wheel hub		2	—	—
—	Nut, 1 in. B.S.F.	Reference 28M/13276. Wheel axle retaining		2	—	—
3432	Nut, special	For castor spindle	GE10/63/1251	1	C	each
—	Nut, wheel	Reference 4G/2623		6	—	—

RESTRICTED

RESTRICTED

AIRFIELD EQUIPMENT

SECTION 4C cont.

1	2	3	4	5	6	7
	DE-ICER, runway—cont.					
	Comprising—cont.					
	Wheels and Castor assembly, front—cont.					
	Spares—cont.					
3427	Plate, backing, wheel	GE10/63/1096	2	B	each
—	Stud, driving wheel	Reference 4G/2622		12	—	—
—	Tube, inner	Reference 16T/757		2	—	—
3433	Washer, special	For castor spindle	GE10/63/1251	1	C	each
—	Wheel, disc	Reference 4G/1580		2	—	—
	Wheels and Castor assembly, side :—	Post Mod. GSE4				
	Spares :—					
3434	Axle, wheel	GE10/63/1271	1	C	each
—	Bearing, taper roller, 25 mm. × 52 mm. × 19.25 mm.	Ref. No. 3396				
—	Bearing, taper roller, 1.625 in. × 3 in. × 0.709 in.	Reference 2A/9500936. For wheel axle ...		1	—	—
—	Bearing, taper roller, 2½ in. ext. diam.	Reference 2A/9500893. For castor spindle		1	—	—
—	Bearing, taper roller, 4¼ in., ext. diam.	Reference 2A/8061042. For castor spindle		1	—	—
—	Cover, outer, 8-ply, 18 in. × 7 in.	Reference 16T/956		1	—	—
—	Excluder, dust	Ref. No. 3429				
—	Flap, 18 in. × 7 in.	Ref. 16T/959		1	—	—
—	Hub, wheel	Reference 4G/2502		1	—	—
—	Nipple, grease	Reference 16B/2191. For wheel hub ...		1	—	—
3435	Nut	For axle	GE10/63/1269	1	C	each
—	Nut, slotted, 1 in. B.S.F.	Reference 28M/13276. For castor spindle		1	—	—
—	Nut, wheel	Reference 4G/2623		6	—	—
—	Plate, backing, wheel	Ref. No. 3427				
—	Stud, driving, wheel	Reference 4G/2622		6	—	—
—	Tube, inner	Reference 16T/757		1	—	—
—	Wheel, disc	Reference 4G/1580		1	—	—
	Windscreen Wiper :—					
—	Arm, windscreen wiper	Reference 16E/14071		1	—	—
—	Blade, windscreen wiper	Reference 16E/14072		1	—	—
	Accessories :—	For Ref. No. 3240.				
—	Jack, lifting, hydraulic, 4 ton	Reference 16C/4618		1	—	—

RESTRICTED

RESTRICTED
12H

AIRFIELD EQUIPMENT

SECTION 4C—cont.

1	2	3	4	5	6	7
	DE-ICER, runway—cont.					
	Spares :—	For Ref. No. 3240.				
	Beam, Bowser attachment	GE10/63/26	1	A	each
3403	Arm, link	GE10/63/1023	2	C	“
3404	Bush, outer arm, fulcrum	GE10/63/1145	2	C	“
3405	Cable, pin, retaining		4	—	—
—	Comprising :—					
—	Eyebolt, ¼ in. B.S.F. x 0.60 in.	Reference 28G/1203491		1	—	—
—	Ferrule	Reference 29H/4150. Talurit Code No. 3-5		2	—	—
—	Rope, wire, steel, flexible, ½ in. diam.	Reference 29H/9440523		6	—	—
—	Circlip, external	Reference 28N/2001547. For fulcrum pin...		2	—	—
—	Nipple, grease, ¼ in.	Reference 28N/5805330		6	—	—
—	Pin, centre, fulcrum	Retains outer fulcrum bush	GE10/63/1140	1	C	each
3408	Pin, locating, 'T' shaped	GE10/63/1143	2	C	“
3406	Pin, swivel cam	Fits groove in cam	GE10/63/1139	2	C	“
3407						

RESTRICTED

RESTRICTED

AIRFIELD EQUIPMENT
SECTION 4C—cont.

1	2	3	4	5	6	7
1484	FLARE, PARAFFIN, TYPE A	To be demanded by components		A	each
	Consisting of:—					
244	Bucket	With lid	1	A	"
2007	Lid		C	"
245	Flare	1	C	"
197	Hook	1	C	"
380	Tray, protection	With lining	1	C	"
1120	Lining, asbestos	Asbestos Millboard 2 ft. 1 $\frac{1}{8}$ in. × 2 ft. 1 $\frac{1}{8}$ in. × $\frac{1}{8}$ in.		A	"
1121	Lining, steel	Galv. steel sheet 2 ft. 1 $\frac{1}{8}$ in. × 2 ft. 1 $\frac{1}{8}$ in. × 18 3.W.G.		A	"
1122	Rivets	Copper, flathead, $\frac{3}{8}$ in. diam.		C	"
1273	FLARE, PARAFFIN, TYPE B	C/w. 4 ft. of wick		A	"
1274	Wick, 4 ft. length		C	"
	GRITTERS:—					
1857	Type A	} Single flyer. Two wheeled. C/w. all accessories required for attachment to M.T. vehicle. For Ref. No. 1857.	Johnston Bros. ..		A	"
2530	Type B			Bristows Mach. Ltd.		A
	Spares:—					
1882	Blade, impeller	5		A	"
1883	Housing, bevel gear	11		A	"
1884	Pinion, bevel	3		A	"
1885	Spring, flap lever	25		A	"
1886	Wheel, bevel	2 c/w. boss		A	"
	INDICATORS:—					
1323	Landing direction illuminated	Complete		A	"
	Accessories:—					
—	Battery, lead acid, 12-volt, 48 amp. hours, Type B.	Reference 5J/9101535		—	—
	Spares:—					
1366	Cover, accumulator		A	each
2801	Fitting, lamp, "Bonella"	3 $\frac{1}{2}$ in. diam. 2 in. projection. Deep well type 1M.732.		A	"

RESTRICTED

RESTRICTED

AIRFIELD EQUIPMENT
SECTION 4C—cont.

1	2	3	4	5	6	7
	INDICATORS—cont.					
	Landing direction illuminated—cont.					
2802	Cover, glass, plain	COO	each
2803	Cover, glass, red	COO	"
2804	Seal, rubber	COO	"
—	Lamp, filament, 12-volt	Reference 5L/9952221	COO	"
1370	Switch, double pole	On-off Rotary, 10-amp.	COO	each
1371	Switch, single pole	Rotary, 10-amp. Wind speed indicator two way.	COO	"
	Wheel					
	Consisting of:—					
	Tyre:—	16 in. × 3 in.				
—	Cover, outer	Reference 16T/752	1		
—	Tube, inner	Reference 16T/753	1		
1372	Wheel, road, disc.	1	W	each
2656	Wind direction, Type B	Cone type. C/w cone, fluorescent, orange, Ref. No. 2657.	1	A	"
	Spares:—					
2657	Cone, fluorescent	Nylon. Flame orange colour	1	B	"
—	Cord, Kite	Reference 32A/10. 2 lbs. per 30 fathom ball.	1		
948	Frame	1	W	each
1858	PLOUGH, Snow, Type A	C/w accessories required for attachment to a M.T. vehicle. Curved taper type.	1	A	"
	Accessories:—					
1916	Conversion set	For providing castoring wheels and for strengthening frames.	1	B	"
	Consisting of:—					
	Brackets:—					
1917	Adjusting	C/w nuts bolts and washer	1	W	"
1918	Castor	C/w bolts and nuts	1		"
1919	Frame, front, L.H.	} C/w bolts, nuts and spring washer	1		"
1920	Frame, front, R.H.	1		"
1921	Frame, rear, L.H.	1		"

RESTRICTED

RESTRICTED

AIRFIELD EQUIPMENT
SECTION 4C—cont.

1	2	3	4	5	6	7
	PLOUGH, Snow, Type A—cont.					
	Accessories— <i>cont.</i>					
	Conversion set—cont.					
	Consisting of— <i>cont.</i>					
1922	Frame, rear, R.H.	1	☞	each
1923	Fork, castor	For wheels. C/w plain wahsers, split pin bolts and nuts.	2	☞	"
	Members, bracing:—					
1924	Centre	1	☞	"
1925	Front	1	☞	"
1926	Rear	1	☞	"
	Stays:—					
1927	L.H.	1	☞	"
1928	R.H.	1	☞	"
1929	Wheel, castor	2	☞	"
2588	Strip, rubber, 9 ft. 8 in. long × 5 in. wide × $\frac{3}{4}$ in. thick.	For fitting to edge of Plough blade. For slush clearance.		☞	length
	Spares:—					
	Bars:—					
2450	Front lifting		☞	each
2215	Pinch		☞	"
2453	Rear coupling		☞	"
2414	Blade, complete		☞	"
1874	Blades, tripping, complete		☞	set
2216	Blade, wearing		☞	each
1875	Bolt, double nutted		☞	"
2217	Plate, backing		☞	"
1876	Spring, tapered		☞	"
	Brackets, front axle:—	"L" shaped.				
2218	B.1 and B.3 dual casting		☞	"
2219	B.2 and B.4 dual casting		☞	"
2449	Bar, brace		☞	"
2222	Plate, back		☞	"
2223	Bracket, recess	Drilled and slotted		☞	"
2224	Longscrew		☞	"
2225	Plate, angle		☞	"

RESTRICTED

RESTRICTED

AIRFIELD EQUIPMENT

SECTION 4C—cont.

1	2	3	4	5	6	7
	PLOUGH, Snow, Type A—cont.					
	Spares— <i>cont.</i>					
	Bracket, recess—cont.					
2226	Spring, coil		B.14.. .. .		A	each
2227	Strap, backing		B.9			
2228	Strap, packing		B.10.. .. .			
	Dials, eccentric:—					
2231	Carrier, dial, F.L.		F.L.		B	
2232	Carrier, dial, F.M.		F.M.			
2229	Nearside		F.N.			
2230	Ofside		F.O.			
2233	Pin, locking		B.19.. .. .			
2234	Spanner	Double-ended, 1 in. × $\frac{3}{4}$ in.	B.24.. .. .			
1859	PLOUGH, Snow, Type B				A	
	Spares:—					
	Attachments, front axle, F.W.D.:—		S.P.:—			
2184	Support, swivel		60/1		B	
2186	Bolt, sling		60/6			
2187	Cap, sling		60/3			
2185	Sling		60/2			
	Attachments, front axle, rigid axle:—		S.P.:—			
2671	Bolt, "U" special		270/3	2	C	
2189	Pin	Swivel support	58/4			
2670	Plate, attachment, special	Front axle, Leyland	270/2	1		
2673	Plate, attachment, special	Front axle, Bedford	270/1	1		
2191	Plate, swivelling	Front axle	58/2			
2592	Blade, complete		S.P. 80/W		A	
1887	Blade, edges, cutting		S.P. 42/W			
1888	Bolt	C/sunk hd. For fixing cutting edge to blade				
			S.P.:—			
2672	Clamp assembly, special		272.. .. .	2	B	
2005	Bar		14/2			
2192	Bolt, Whit.	1 in. × $4\frac{1}{2}$ in. screwed, $\frac{3}{8}$ in. long	56/1			
2193	Screw, set, Whit.	1 in. × $3\frac{1}{2}$ in.	13/4			

RESTRICTED

RESTRICTED

AIRFIELD EQUIPMENT
SECTION 4C—cont.

1	2	3	4	5	6	7
	PLOUGH, snow, Type B— cont.					
	Spares—cont.					
	Clamp assembly, special—cont.					
	Plates, clamp:—		S.P.:—			
2198	Bottom		55/2		A	each
2199	Top		55/1			"
2200	Packing, $\frac{1}{4}$ in.		55/4			"
2201	Packing, $\frac{1}{2}$ in.		55/3			"
2751	Packing, $\frac{1}{2}$ in. \times 2 in. \times $\frac{1}{2}$ in.	Drilled $\frac{1}{8}$ in. diam.	55/5			"
			S.P.:—			
2202	Sub-frame		57			
2447	Pin, connecting		61/1			
2446	Cotter		61/2			
	Wheel assembly, castor:—		S.P.:—			
1913	Bracket, adjustable		744/1 to 12 incl.			
—	Block, pivot, C.I.		744/1	1		
2114	Bolt, bracket fixing	in. c/w. nuts and spring washers	744/10	4		
2115	Bolt, double	in. \times 6 in. long	744/7	1		
2116	Bolt, double	in. \times 6 $\frac{3}{4}$ in. long	744/6	1		
2117	Bracket, slotted, M.S.		744/9	1		
—	Fork and stalk assembly, M.S.		744/2	1		
2119	Locknut, star	in. for double bolts	744/12	1		
2118	Nut, star, large	For adjusting screw	744/8	4		
—	Pin, roller M.S. c/w. split pins 1 $\frac{1}{4}$ in. diam. \times 6 in. long.	To be manufactured locally from 1 $\frac{1}{2}$ in. M.S. bar (Reference 30A/2426) drilled at each end for split pins.	744/3	1		
2120	Screw, adjusting, 1 in.		744/11	1		
—	Washer, loose		744/4	1		
1998	Washer, thrust	Gun metal. For castor stalk	744/5	1		
1914	Wheel, castor, c/w. bush		81/W & 82/W	1		
2651	Wheel, castor, rubber tyred	Set of 2 wheels		1		set
2203	Winch, complete		S.P.:—51			
2204	Chain		24/1			
2749	Chain	With hooks for locking winch	287			
2750	Chain, lifting	With bolts for blade	24/2			

RESTRICTED

RESTRICTED

AIRFIELD EQUIPMENT

SECTION 4C—cont.

1	2	3	4	5	6	7	
	PLOUGH, snow, Type B—cont.						
	Spares— <i>cont.</i>						
	Winch, complete—cont.		S.P.:—				
2205	Handle	With worm shaft	46/1		A B C D E F G H I J K L M N O P Q R S T U V W X Y Z	each	
2206	Support, front	} Worm shaft bearing	16/6				"
2207	Support, rear		16/5				"
2208	Worm wheel	With drum	53/1				"
2209	Plate, drum	63/2				"
2210	Shaft, drum	63/1				"
2211	Worm	17/1				"
2212	Bearing, shaft	Form worm wheel	16/2				"
2213	Collar, set, shaft	Form worm wheel, 1 1/8 in.	51/1				"
2214	Washer, thrust, shaft	Form worm wheel	16/3				"
1997	PLOUGH, snow, Type C	Combined snow plough and planer				A	"
—	Accessories:—						
—	Fittings, attachment for, Tractor, aircraft, medium:—						
—	Brackets:—						
2965	Anchor, rear	167/2	1	B	"	
2968	Horn carrying, L.H.	167/5, L.H.	1	C	"	
2969	Horn carrying, R.H.	167/5 R.H.	1	D	"	
2967	Horns, carrying	167/4	2	E	"	
—	Pins:—						
2966	Anchor, rear, complete	167/3	2	F	"	
2972	Lock, horn carrying	172/7	1	G	"	
2971	Plate, clamping	167/6	2	H	"	
2970	Spring, cotter, special	167/8	1	I	"	
	Fittings, modified ploughs:—	For attaching the ploughs to the vehicles as stated. To be demanded separately from the ploughs, according to the type of vehicle with which the ploughs are to be used. Supplied to Contracts 6P and E.Q. 3277, 3981 and 7133/C.29A and all future contracts.					
—	Austin 1T 4 × 4:—						
—	Bolt, hook	Ref. No. 2237		8	—	—	

RESTRICTED

RESTRICTED

AIRFIELD EQUIPMENT
SECTION 4C—cont.

1	2	3	4	5	6	7
	PLOUGH, snow, Type C—cont.					
	Accessories—cont.					
	Austin 1T 4×4—cont.					
	Bolt, "U"	Ref. No. 2154	110/3	4		—
2534	Bracket, thrust, rear	2		each
	Clips	Ref. No. 2239	2		—
				prs.		
2674	Clips, L.H. and R.H.	110/13	2		prs.
				prs.		
	Gland	Ref. No. 2161	2		—
2537	Piece, packing	110/11	4		each
2663	Plate, guide, L.H.	S/181/L.H.	1		"
2662	Plate, guide, R.H.	S/181/R.H.	1		"
2675	Post, guide	1114	1		"
	Austin 2T 4×2	And Bedford E.L.O.Y., Commer Q4.,				
		Fordson W.O.T.I. and 4T4×2.				
	Bolt, hook	Ref. No. 2237	8		—
	Bracket, thrust, rear	Ref. No. 2148	2		—
	Post, guide	Ref. No. 2152	1		—
	Plates, back	Ref. No. 2153	1		—
	Austin 3 T 4×2:—					
	Bolt, hook	Ref. No. 2237	8		—
	Bracket, thrust, rear	Ref. No. 2148	2		—
2538	Post, guide	110/4	1		each
2539	Plate, back	110/5	1		"
	Bedford 3T. 4×2:—					
2660	Post, guide	S/180/1	1		"
2661	Plate, back	S/180/2	1		"
	Bedford, 3T/5T. 4×2					
	Bolt, hook	Ref. No. 2237	8		—
	Bracket, thrust, rear	Ref. No. 2534	2		—
	Post, guide	Ref. No. 2538	1		—
	Plate, back	Ref. No. 2539	1		—
	Bedford 3T 4×4:—					
	Bolt, hook	Ref. No. 2237	8		—
	Bolts, "U"	Ref. No. 2154	4		—

RESTRICTED

RESTRICTED

AIRFIELD EQUIPMENT
SECTION 4C—cont.

AL 242

RESTRICTED

1	2	3	4	5	6	7
	PLOUGH, Snow, Type C—cont.					
	Accessories—cont.					
	Fittings, modified ploughs—cont.					
	Bedford 3T 4×4—cont.					
2535	Bracket, thrust, rear	110/6	2	Ⓟ	each
—	Clips	Ref. No. 2239	2		
—	Gland	Ref. No. 2161	2		
—	Post, guide	Ref. No. 2542	1		
—	Bedford Q.L. (F.W.D.):—					
—	Bolt, hook	Ref. No. 2237	8		
—	Bolt, "U"	Ref. No. 2154	4		
—	Bracket, thrust, rear	Ref. No. 2156	2		
—	Gland, L.H.	Ref. No. 2160	1		
—	Gland, R.H.	Ref. No. 2161	1		
—	Post, guide	Ref. No. 2241	1		
—	Clips, L.H.	Ref. No. 2158	1 pr.		
—	Clips, R.H.	Ref. No. 2159	1 pr.		
—	or					
—	Post, guide	Ref. No. 2542	1		
—	Clips	Ref. No. 2239	1 pr.		
2543	Clips	110/12	1 pr.	Ⓟ	pr.
—	Bedford R.L. (F.W.D.):—					
—	Bolt, Hook	Ref. No. 2237	8	B	each
—	Bolt, "U"	Ref. No. 2154	4	B	"
—	Bracket, Thrust, Rear	Ref. No. 2535	2	B	"
—	Clips L.H. and R.H.	Ref. No. 2674	2	B	Pair
—	Gland R.H. Parallel	Ref. No. 2161	2	B	each
2677	Piece, Distance	110/16	4	Ⓟ	"
2676	Post, Guide	110/15	1	B	"
—	Leyland 6×4 "Hippo":—					
2664	Bracket, thrust, rear	S/190/1	2	Ⓟ	each
2665	Plate, back	S/190/2	2	Ⓟ	"
2666	Set-screw	With Castlenut, split-pin and locknut	S/190/3	8	Ⓟ	"

RESTRICTED

AIRFIELD EQUIPMENT

SECTION 4C—cont.

1	2	3	4	5	6	7
	PLOUGH, Snow, Type C—cont.					
	Accessories— <i>cont.</i>					
	Fittings, modified ploughs—cont.					
	Leyland 10 T. 6 × 4:—					
—	Bolt, hook	Ref. No. 2237	8	—	—
—	Bracket, thrust, rear	Ref. No. 2535	2	—	—
—	Clips, L.H. and R.H.	Ref. No. 2674	2	—	—
2540	Post, guide	110/7	1	prs.	each
2541	Plate, back	110/8	1	2	"
	Thornycroft F.W.:—					
—	Bolt, hook	Ref. No. 2237	8	—	—
—	Bolt, "U"	Ref. No. 2154	4	—	—
—	Bracket, thrust, rear	Ref. No. 2236	2	—	—
—	Gland	Ref. No. 2161	2	—	—
—	Piece, packing	Ref. No. 2240	4	—	—
—	Post, guide	Ref. No. 2241	1	—	—
—	Clips, L.H.	Ref. No. 2238	1 pr.	—	—
—	Clips, R.H.	Ref. No. 2239	1 pr.	—	—
	<i>or</i>	Alternative to Ref. Nos. 2241, 2238, and 2239.				
—	Post, guide	Ref. No. 2542	1	—	—
—	Clips	Ref. No. 2239	1 pr.	—	—
	Fittings, unmodified ploughs:—	Combined snow plough and planer				
		For attaching the ploughs to the vehicles as stated. To be demanded separately from the ploughs, according to the type of vehicle with which the ploughs are to be used. Supplied to Contracts/stores/6253 and 8161/C93C.				
2008	Type A, complete	U	For Bedford E.L.O.Y., Fordson W.O.T.I. and W.O.T.3.			
	Consisting of:—					
2506	Bracket, pivot	101/1	2	A	each
2148	Bracket, rear thrust	37/1	2	A	"
2149	Plate, back	37/2	2	2	"
2507	Pin, anchor, 9¼ in. long	101/2	2	A	"

RESTRICTED

RESTRICTED

AIRFIELD EQUIPMENT
SECTION 4C—cont.

1	2	3	4	5	6	7
	PLOUGH, Snow, Type C—cont.	Combined snow plough and planer				
	Accessories— <i>cont.</i>					
	Fittings, unmodified ploughs—cont.					
	Type A, complete—cont.					
	Consisting of— <i>cont.</i>					
2152	Post, guide	37/3	1		each
2153	Plate, back	37/4	1		"
2009	Type B, complete	For Bedford Q.L. (F.W.D.) only.				"
	Consisting of:—					
2154	Bolt, "U"	37/12	4		"
—	Bracket, pivot	Ref. No. 2506		2		—
2156	Bracket, rear thrust	37/15	2		each
2158	Clips, L.H.	37/10	1 pr.		pr.
2159	Clips, R.H.	37/11	1 pr.		"
2160	Gland, L.H., tapered	37/13	1		each
2161	Gland, R.H., parallel	37/14	1		"
2162	Post, guide	With cross member	37/9	1		"
2181	Type C, complete	For Bedford Q.L. (F.W.D.)				"
	Consisting of:—					
—	Bolt, "U"	Ref. No. 2154				—
—	Bracket, pivot	Ref. No. 2506				—
2236	Bracket, rear thrust	37/22	2		each
2237	Bolt, hook	37/23	8		"
2238	Clips, L.H.	1 in. between drillings	37/19	1 pr.		prs.
2239	Clip, R.H.	1/2 in. between drillings	37/20	1 pr.		"
—	Gland, parallel	Ref. No. 2161				—
2240	Piece, packing	For axle	37/21	2 pr.		each
—	Pin, anchor, 9/4 in. long	Ref. No. 2507				—
2241	Post, guide	With cross-members	37/18	1		each
2631	Strip rubber 9 ft. 8 in. × 6 in. × 3/4 in.	For fitting on plough blade		1		"
	Spares:—					
2122	Blade, Mark 1, complete	For unmodified ploughs only.	36/1	1		"
	Consisting of:—					
2123	Edge, cutting	36/3	1		"
2124	Pin, hinge	36/19			"

RESTRICTED

RESTRICTED

AIRFIELD EQUIPMENT

SECTION 4C—cont.

1	2	3	4	5	6	7
	PLOUGH, Snow, Type C—cont.					
	Spares—cont.					
	Blade, Mark 1, complete—cont.	For unmodified ploughs only—cont.				
	Consisting of—cont.					
2125	Spring, tension		36/9		C	each
2126	Turnbuckle		36/10		B	"
2505	Blade, Mark 2, complete	For modified ploughs only.		1	A	"
	Consisting of:—					
—	Bracket, pivot	Ref. No. 2506		2	—	—
—	Edge, cutting	Ref. No. 2123		1	—	—
—	Pin, anchor	Ref. No. 2507. For Ref. No. 2506		2	—	—
2508	Pin, hinge		78/18	3	A	each
2509	Spring assembly, Mark 1	Complete		1	B	"
2650	Spring assembly, Mark 2	C/W. extra strong spring		1	B	"
	Consisting of:—					
2635	Bar, draw, Mark 2		144/3	1	C	"
2512	Bracket, bottom		68/6	1	C	"
2636	Bracket, top, Mark 2		144/13	1	C	"
2637	Holder, spring		144/1	1	C	"
2516	Link, compensating		68/4	1	C	"
2638	Piece, distance, Mark 2		144/5	1	C	"
2511	Pin, 3 in. long	For Ref. No. 2635	68/10	1	C	"
2515	Pin, bottom, 4 $\frac{3}{4}$ in. long		69/9	1	C	"
2639	Pin, link, top		144/10	1	C	"
2517	Pin, top, 3 $\frac{3}{4}$ in. long	For Ref. No. 2516	68/8	1	C	"
2630	Spring, compression, Mark 2	16 $\frac{1}{4}$ in. long \times 2 $\frac{7}{8}$ in. o/d., 21 open coils $\frac{3}{8}$ in. diam. Extra strong.	68/3	1	C	"
	Brackets:—					
2127	Horn sheath		36/7		C	"
2494	Slide		36/70		A	"
	Chassis:—					
2520	Mark 1	For unmodified ploughs only	36/1	1	A	"
2521	Mark 2	For modified ploughs only	78/1	1	A	"

RESTRICTED

RESTRICTED

AIRFIELD EQUIPMENT

SECTION 4C—cont.

1	2	3	4	5	6	7
	PLOUGH, Snow, Type C—cont.					
	Spares— <i>cont.</i>					
	Chassis—cont.					
2128	Horns, carrying	C	36/1		B ^o	each
	Jacks:—					
2129	Screw, lifting	CC	36/17		A	"
2522	Screw, lifting	CC	36/24	1	A	"
	1 ft. 11 in. extension. Alternative to Ref. No. 2129.					
2629	Screw, lifting	With 6 in. square pivoted base		C	"
	Pins:—					
	Anchor	With split pin. Ref. No. 2507		—	—
2495	Locking	C/w chain		A	each
2131	Plate, guide	36/6		B	"
2164	Skid, hard runways	36/21		B	"
	Consisting of:—					
2132	Nut, wing, front	36/15	2	B	"
2133	Nut, wing, rear	36/14	2	B	"
2134	Plate	36/12	2	B	"
2135	Shoe	36/16	4	B	"
2136	Spring, compression	36/13	4	B	"
2137	Skid, soft runways	36/18		B	"
	PLOUGH, Snow, Type D:—					
2011	Front assembly	Track cleaner Consisting of:— Two spring-loaded blades, each 2 ft. 6 in. wide × 15 in. deep Complete with plates and all accessories necessary for attachment to the front of M.T. vehicles and chains to allow blades to swing clear of the road.			
	Spares:—					
2172	Blade, bottom edges	S.P. 13		B	"
—	Bolt, $\frac{3}{8}$ in. × 1 in. B.S.W.	Reference 29A/434		—	—
—	Bolt, $\frac{3}{8}$ in. × $1\frac{1}{8}$ in. B.S.W.	Reference 29A/9435345		—	—
—	Bolt, $\frac{3}{8}$ in. × $2\frac{1}{2}$ in. B.S.W.	Reference 29A/9435350		—	—
—	Nut, hex, steel, galv. $\frac{3}{8}$ in. B.S.W.	Reference 29A/1230		—	—

RESTRICTED

RESTRICTED

AIRFIELD EQUIPMENT
SECTION 4C—cont.

1	2	3	4	5	6	7
	PLOUGH, Snow, Type D—cont.	Track Cleaner—cont.				
	Front assembly—cont.					
	Spares—cont.					
2176	Chain	S.P.20	1	each
2177	Hook, spring	S.P.19	1	"
2173	Hinge, blade	S.P.10	1	"
2174	Pin	S.P.18	1	"
2178	Leg, bolts, eye	Adjustable	S.P.11	1	"
	Plates, supporting:—					
—	Bolt, ½ in. × 5 in. B.S.W.	Reference 29A/502	1	—
—	Nut, hex. steel, galv. ½ in. B.S.W.	Reference 29A/1232	1	—
2180	Screw, clamping	S.P.6	1	each
2179	Sleeve, sliding, pin locking	S.P.7	1	"
2175	Spring, blade	S.P.15	1	"
	PLOUGH, Snow, type E:—					
	Landrover:—					
2947	Blade	172/2	1	"
2948	Blade, edge cutting	172/3	1	"
	Brackets:—					
2951	Horn carrying, L.H.	172/5 L.H.	1	"
2952	Horn carrying, R.H.	172/5 R.H.	1	"
2959	Pivot	172/11	2	"
2961	Thrust, rear, L.H.	172/13 L.H.	1	"
2962	Thrust, rear, R.H.	172/13 R.H.	1	"
2957	Eye, bottom	172/10	1	"
2949	Horn, carrying, L.H.	172/4 L.H.	1	"
2950	Horn, carrying, R.H.	172/4 R.H.	1	"
2954	Pin, lock, horn carrying	172/7	2	"
2960	Pin, pivot	172/12	2	"
2964	Plate, back	172/15	2	"
2953	Plate, clamping	172/6	2	"
2963	Screw, jack	176/14	1	"
2958	Spring, special, cutter	167/8	2	"
2956	Spring, tension	172/9	1	"
2955	Turnbuckle	5197/8	1	"

RESTRICTED

RESTRICTED

AIRFIELD EQUIPMENT

SECTION 4C—cont.

1	2	3	4	5	6	7	
	SIGNS, identification:— Plates number:— Figures:—	For B.A.B.S. installations. Each figure is complete with qty. one 6 in. reflex. A set comprises one figure, one lens reflector Ref. No. 2313 and one angle piece, Ref. No. 2314.					
2307	No. 1	0	each	
2308	No. 2	0	"	
2309	No. 3	0	"	
2310	No. 4	0	"	
2311	No. 5	0	"	
2312	No. 6	0	"	
2313	Lens, reflector	0	"	
2314	Piece, angle	0	"	
2304	SWEEPER, mechanical, Type C Spares:— Axle, rear assembly:—	For runways. Three-wheeled trailer unit			A	"	
2321	Axle	L L L L L L L L L L L L L	"	
2322	Bearing, axle		L.552	"
2452	Boss, driving, L.H.	} For Ref. No. 2321		L.492	"
2451	Boss, driving, R.H.					L.1144B	"
2323	Bush, axle bearing		L.1144A	"
2324	Bush, hub		L.507	"
2325	Carrier, felt washer		L.1146	"
2326	Disc, felt washer		L.504	"
—	Greaser	Reference 16B/2191. $\frac{1}{8}$ in. gas		L.506	"
2328	Hub, wheel		T.46	"
2329	Pawl, driving		J.B.105716	"
2331	Plate, cover hub, O.S.		J.B.100, 176	"
2330	Spring		L.1507	"
2332	Sprocket, wheel	L.1148	"	
2333	Washer, felt	$3\frac{1}{4}$ in. o.d. \times $2\frac{3}{8}$ in. i.d. \times $\frac{7}{16}$ in.	L.508	"	
					J.B.100, 209/001.	"	

RESTRICTED

RESTRICTED

AIRFIELD EQUIPMENT

SECTION 4C—cont.

1	2	3	4	5	6	7
	SWEEPER, mechanical, Type C—cont.					
	Spares—cont.					
	Brush drive assembly:—					
2334	Arm, jockey pulley, Type A	JB.100, 117		each	
2335	Arm, jockey pulley, Type B	L.189A			
2525	Backplate	L.519		A	
	Bearings:—					
2336	Inside intermediate shaft	L.494			
2337	Outside intermediate shaft	L.495			
2338	Outside second intermediate shaft	L.496			
	Bushes, bearing:—					
2339	Inner	L.515			
2341	Intermediate shaft	L.512			
2340	Outer	L.514			
2342	Chain, driving, $\frac{3}{4}$ in., P.56	Rollers, Renold			
2343	Chain, driving, $\frac{3}{4}$ in. P.62	Rollers, Renold			
2344	Collar, jockey, pulley	L.306G			
2345	Joint, casing, Type A	JB.100, 131			
2346	Joint, casing, Type B	JB.100, 133			
2347	Pin, hinge	$\frac{3}{8}$ in. diam. $1\frac{1}{4}$ in.			
2348	Pulley, jockey	L.189D			
2349	Shaft, intermediate	L.510			
2350	Shaft, second intermediate	L.511			
2351	Spindle	JB.100, 179			
2352	Sprocket	L.311 A			
2353	Sprocket, second intermediate shaft	L.505			
2354	Wheel, gear intermediate shaft	L.516			
	Brush lifting gear assembly:—					
2355	Die, lifting	L.529			
2356	Link, lifting	L.116E			
2357	Nut, lifting screw	JB.100, 063			
2358	Plug, pin retaining	JB.100, 047			
2359	Screw, lifting	JB.100, 344			
2483	Spring	L.187D		C	

RESTRICTED

RESTRICTED

AIRFIELD EQUIPMENT

SECTION 4C—cont.

1	2	3	4	5	6	7
	SWEEPER, mechanical, Type C—cont.					
	Spares—cont.					
	Brush shaft and radius arm assembly:—					
2360	Ball, bearing	XLS.2		each
	Bearings, near side:—					
2484	Adaptor, brush	L.562E	A	"
2485	Housing	L.562D	A	"
2486	Plate, washer	L.562B	A	"
	Bushes, bearing:—					
2362	Brush shaft	L.327A		"
2363	Housing N.S.	L.562C		"
2305	Brushes	Sets of eight	L.1578	A	set
2364	Collar, brush shaft	L.327B		each
—	Greaser	Reference 16B/2191		—
2496	Joint housing	JB.100, 184	C	each
2547	Plate, radius, inner	JB.100, 185-091		"
2548	Plate, radius, outer	JB.100, 185-092		"
2365	Plug, housing	JB.100, 377		"
2366	Ring, sealing brush shaft	L.327C		"
2367	Shaft, brush	JB.100, 180	B	"
2526	Adaptor, Brush	L.327K	A	"
2644	Shaft, gear	13½ in. × ¾ in.	JB.104110	B	"
2497	Sleeve, brush shaft	JB.100, 181	C	"
—	Sprocket	Ref. No. 2352		—
2498	Washer, felt	JB.100-209-003	C	each
	Dust box assembly:—					
2369	Bolt, eye, supporting bar	JB.100, 190		"
2370	Box, dust	B	"
2371	Bush	L.1592		"
2372	Chain, french-pin	L.1499		"
—	Greaser	Reference 16B/2191		—
2373	Hook, short	L.1597		each
2374	Hook, support	L.1598		"
2375	Hoop	JB.100, 193		"
2376	Latch, pivot	JB.100, 191/001		"

RESTRICTED

RESTRICTED

**AIRFIELD EQUIPMENT
SECTION 4C—cont.**

1	2	3	4	5	6	7
	SWEEPER, mechanical, Type C—cont.					
	Spares—cont.					
	Dust box assembly—cont.					
2377	Pin	JB.100, 191/002 ..	C	each
2378	Pin, hinge	JB 100, 191/003 ..	C	"
2379	Roller, Type A	L.578F	C	"
2380	Roller, Type B assembly	C/w hoops and screws	JB.100, 362/091 ..	C	"
2381	Spindle, roller	L.1601	C	"
2382	Stud, roller	L.578E	C	"
	Forecarriage, frame and front axle assembly:—					
2383	Axle	JB.100, 167	C	"
2385	Board, foot	L.1104	C	set
—	Bolt, carriage	Reference 29A/39	C	—
	Collars, axle:—					
2386	Type A	JB.100, 129/001 ..	C	each
2387	Type B	JB.100, 129/002 ..	C	"
2492	Type C	L.1503A	A	"
2527	Drawbar	Complete	JB.100-361-091 ..	A	"
2388	Fork and drawbar plate	Complete	JB.100, 165/091 ..	A	"
—	Greaser	Reference 16B/2191	A	—
2389	Pin, drawbar	JB.100, 173	C	each
2390	Plate, rubbing	JB.100, 166	C	"
	Water tank assembly:—					
2391	Bolt, clamp	JB.100, 200/003 ..	C	"
2392	Cap, filler	JB.19874	C	"
2393	Chain	JB.20025	C	"
2394	Clip, water pipe, short	JB.100, 198	C	"
2395	Clip, water pipe, long	JB.100, 199/091 ..	C	"
2396	Joint, ring	JB.20201/002	C	"
2397	Nipple	3/4 in. gas	C	"
2398	Pin, hinge	JB.100, 200/002 ..	C	"
	Pipes, connecting:—					
2399	First	JB.100, 201/001 ..	C	"
2400	Second	JB.100, 201/002 ..	C	"
2401	Third	JB.100, 201/003 ..	C	"
2402	Spray	JB.100, 201/004 ..	C	"

RESTRICTED

RESTRICTED

AIRFIELD EQUIPMENT

SECTION 4C—cont.

1	2	3	4	5	6	7	
	SWEEPER, mechanical, Type C—cont.						
	Spares—cont.						
	Water tank assembly—cont.						
2403	Plug	$\frac{3}{4}$ in. gas	A B C A B C	each	
2404	Strap, tank		JB.100, 200/091	"
2405	Strip, rubbing, Type A		JB.100, 360/002	"
2406	Strip, rubbing, Type B		JB.100, 360/004	"
2407	Support, tank		JB.100, 200/001	"
2408	Tank, water	Complete		JB.100, 192/091	"
2409	Valve, Fullway	$\frac{3}{4}$ in. gas	"
2410	Washer, taper		L.926	"
	Wheel assembly, front:—						
2448	Combined wheel and hub	Complete. For $1\frac{1}{2}$ in. int. diam. spindle		WDM.88	"
—	Cover, outer	16 in. × 4 in. Reference 16T/802	—	
—	Tube, inner	16 in. × 4 in. Reference 16T/632	—	
	Wheel assembly, rear:—						
—	Tyre, cover, outer	23 in. × 5 in. Reference 16T/103	—	
—	Tyre, tube, inner	23 in. × 5 in. Reference 16T/233	—	
—	Wheel, 3-75 F.B. × 13 disc	Reference 16T/718	—	
2455	SWEEPER, mechanical, Type D	∩ For hangar floors. Prime mover unit to be guided by a walking operator.	A each	
	Spares:—						
	Axle, road wheel, half shaft:—						
2589	Coupling, axle and sprocket centre	Combined	JB.104345	I A	
2502	Nearside	JB.104347	I A	
2500	Boss driving	L.1003	I A	
2503	Offside	JB.104346	I A	
2551	Sprocket, driving	L.186B	I A	
2456	Ballrace assembly:—				R. & W. 8/9	A	
	Bearings:—						
2457	Brush-shaft	Hoffman L.S.9	A	
2458	Brush-shaft, centre	Hoffman S.13	A	
2459	Clutch shaft	Hoffman V.S.L.8	A	
2460	Gear-box connecting shaft	Hoffman L.S.8.	A	

RESTRICTED

RESTRICTED

AIRFIELD EQUIPMENT
SECTION 4C—cont.

1	2	3	4	5	6	7
	SWEeper, mechanical, Type D—cont.					
	Spares—cont.					
2591	Box, dust	C/w. lifting bracket	JB.104024/091		A	each
2482	Brushes	Set of five		A	set
	Consisting of:—					
2461	Brush, centre	L.1370/001	4	A	each
2462	Brush, end	L.878/002	1	A	"
2463	Bush, ratchet lever	JB.104, 135		A	"
	Chain, driving:—					
—	Primary	Reference 16B/6838	Reynolds 110046		A	"
—	Secondary	Reference 16B/4006	Reynolds 110056		A	"
2466	Clip, starting handle	JB.104129		C	"
	Guards:—					
2941	Chain	JB.104144/001	1	B	"
2942	Chain	JB.104144/002	1	B	"
2467	Pawl starting lever	JB.104166		C	"
	Plates:—					
2468	Clutch assembly	R. & W. 8/7		A	"
2469	Spring pressure	R. & W. 8/8		A	"
2529	Shaft, clutch, intermediate	L.176C		A	"
	Sprockets:—					
2470	Clutch shaft	11 teeth	L.186D		A	"
2641	Engine	13 teeth, $\frac{1}{2}$ in. pitch	JB.10495		A	"
2974	Tank, water, Mark 2	Complete	JB.104171-091	1	B	"
2646	Trap, flame	Spark arretor for use with Burgess No. 2 silencer.	1	B	"
2501	Valve, water, sprinkler		A	"
	Comprising:—					
—	Bracket	JB.104128	1	—	—
—	Locknut, B.S.F. $\frac{7}{8}$ in. \times $\frac{3}{8}$ in.	2	—	—
—	Plunger	JB.104159/091	1	—	—
—	Watercock body	JB.104158	1	—	—
	Washers, felt:—					
2471	$\frac{3}{8}$ in. \times 1 in. \times $\frac{7}{16}$ in.	JB.104059		C	each
2472	$\frac{3}{8}$ in. \times 1 $\frac{1}{4}$ in. $\frac{1}{4}$ in.	JB.104054		C	"

RESTRICTED

RESTRICTED

AIRFIELD EQUIPMENT

SECTION 4C—cont.

1	2	3	4	5	6	7
	SWEEPER, mechanical, Type D—cont.					
	Spares— <i>cont.</i>					
	Washers, felt—cont.					
2473	1 in. × 1½ in. × ⅜ in.		JB.100209/010		C	each
2474	1½ in. × 1⅞ in. × ⅙ in.		JB.104162		C	"
2475	2¼ in. × 2¾ in. × ⅝ in.		JB.104016		C	"
2476	Washer, langite		JB.104159-003		C	"
	Wheel, bevel, 17 teeth:—					
2477	Brush shaft		L.170D		A	"
2478	Road, wheel shaft		L.889A		A	"
2479	Road, wheel shaft end		L.889B		A	"
	Wheel, bevel, 28 teeth:—					
2480	Brush, shaft end		L.170C		A	"
	Wheel, chain, 90 teeth:—					
2481	Clutch shaft		L.186E		A	"
	Wheel, front:—					
—	Cover, outer	Reference 16T/754			—	—
—	Disc, road	Reference 4G/3621			—	—
—	Tube, inner	Reference 16T/755			—	—
2928	Wheel, rear	C/w hub	J.B.104033		A	each
—	Cover, outer	Reference 16T/802			—	—
—	Disc, road	Reference 4G/4223			—	—
2643	Hub, wheel, road	Free-wheel hub	JB.104033		B	each
—	Tube, inner	Reference 16T/632			—	—
2499	SWEEPER, mechanical, Type E	For runways. Three-wheeled trailer unit. Adapted for the fitting of towing attach- ments to carry two additional sweepers.			A	each
	Spares:—					
2528	Attachment, towing, side	For use on leading sweeper in gang of three.	M.540/5		A	"
	Spares:—					
	Brackets:—					
2545	Pin, towing		M.540/5/3	1	B	"
2544	Tube, side, towing		M.540/5/2	2	B	"
2546	Tube, stay		M.540/5/6	1	B	"

RESTRICTED

RESTRICTED

AIRFIELD EQUIPMENT
SECTION 4C—cont.

1	2	3	4	5	6	7
	SWEEPER, mechanical, Type E—cont.					
	Spares— <i>cont.</i>					
	Axle, rear, bearings:—					
	Bearing, ball, single thrust	Reference 16D/3029				
2504	Bearing, needle, roller		Hoffman N.R.35		A	each
2593	Cap, housing bearing,		M.540/3/2		B	"
2594	Cover, housing		M.540/3/5		B	"
2595	Housing, bearing		M.540/3/3		B	"
	Nipple, grease	Reference 16B/2191				
2596	Piece, distance		M.540/3/6		C	each
2597	Ring, Type "A", $\frac{5}{16}$ in.		M.540/3/4		C	"
2598	Ring, Type "B", $\frac{1}{4}$ in.		M.540/3/4		C	"
	Box, dust, fittings:—					
2599	Bracket, lever, locking		M.540/2/2		C	"
2600	Collar, lever		M.540/2/1		C	"
2601	Cover, spring		M.540/2/7		C	"
2602	Guide, back plate		M.540/2/4		C	"
2603	Lever, locking		M.540/2/1		C	"
2604	Pin, locking		M.540/2/5		C	"
2605	Roller		M.540/2/3		C	"
2606	Spring, pin locking		M.540/2/6		C	"
	Brush, lifting gear:—					
2607	Block, pivot, lower		M.540/1/3		C	"
2608	Block, pivot, upper		M.540/1/2		C	"
2609	Bracket frame		M.540/1/8		C	"
2610	Bush shaft		M.540/1/13		C	"
2611	Collar, distance		M.540/1/6		C	"
2612	Lever		M.540/1/10		C	"
2613	Pin, Type "A", $2\frac{3}{8}$ in.		M.540/1/5		C	"
2614	Pin, Type "B", 2 in.		M.540/1/5		C	"
2615	Quadrant		M.540/1/11		C	"
2616	Rack, quadrant		M.540/1/12		C	"
2625	Spindle		M.540/1/1		C	"
	Brush	Ref. No. 2305				

RESTRICTED

RESTRICTED

AIRFIELD EQUIPMENT
SECTION 4C—cont.

1	2	3	4	5	6	7
	SWEEPER, mechanical, Type E—cont.					
	Spares—cont.					
	Forecarriage assembly:—					
	Ball race, single thrust	Reference 16D/614				
2617	Bracket, bar, two		M.540/4/10		1	each
2618	Collar, distance		M.540/4/5			"
2619	Collar, lower		M.540/4/3			"
2620	Collar, upper		M.540/4/2			"
2621	Cover, thrust, race		M.540/4/4			"
	Nipple, grease	Reference 16B/2191				
2622	Piece, distance		M.540/4/7			each
2628	Plate, rubbing		M.540/4/6			"
2623	Stud		M.540/4/9			"
	Washer, spring, ½ in. dia.	Reference 29C/3931				
2624	Washer, steel		M.540/4/8			each
2531	SWEEPER, mechanical, Type G	For runways, Three-wheeled trailer unit adapted for the fitting of towing attachments to carry additional sweepers. To enable towing in gangs of three, or in train for negotiating narrow roads.			A	"
	Accessories:—					
2532	Attachments, towing side	One set per three sweepers			A	set
	Consisting of:—					
2552	Attachment, near side		JB.105736-091	1	A	each
2553	Attachment, off side		JB.105736-092		A	"
2590	Attachment, towing side	Interchangeable. Left or right hand.	JB.105713/091, Issue 2.		A	"
2633	Bracket, stowing, centre	For stowing attachments, towing, when not in use.	JB.105735/091	1	B	"
2533	Bracket, towing, centre	Two per three sweepers			A	"
	Spares:—					
2946	Axle, front		JB.105682	1	B	"
	Axle assembly rear:—					
2555	Bearing	Spherical roller	22309		A	"
2556	Bush, hub, wheel		JB.105698		B	"
2940	Shaft, axle		JB.105707	1	B	"

RESTRICTED

RESTRICTED

AIRFIELD EQUIPMENT
SECTION 4C—cont.

1	2	3	4	5	6	7
	SWEeper, mechanical, Type G—cont.					
	Spares—cont.					
—	Cap, filler	Water tank and sprinkler assembly. Ref. No. 2392.	J.B.19874	1	—	—
—	Hub, wheel	Ref. No. 2328		—	—
—	Pawl, driving	Ref. No. 2329		—	—
—	Spring	Ref. No. 2330		—	—
2557	Piece, distance	J.B.105700		C	each
—	Seal, oil, inner	Reference 16B/6244		—	—
—	Seal, oil, outer	Reference 16B/6742		—	—
2558	Box, dust, assembly:—	Complete	J.B.105831/091		A	each
2559	Bush, reservoir	$\frac{7}{8}$ in. i.d. \times $1\frac{1}{4}$ in. o.d. \times 1 in. long	BS.141816		B	"
2560	Wheel, jockey	C/w 6 in. \times 2 in. solid rubber tyre	Code No. QVT 62		B	"
	Brush-shaft and radius arm assembly:—					
2806	Adaptor, brush	For brush shaft	J.B.105721		B	"
—	Bearings, ball	Ref. No. 2360		—	—
2554	Brushes, complete	Set of eight	L.1578/001-4007		A	sets
2561	Bush, brush shaft bearing	J.B.105728		B	each
2562	Bush, centre bearing	J.B.105725		B	"
2563	Bush, N.S. bearing	J.B.105722		B	"
3021	Housing, N.S. bearing	For Brush Shaft Assembly	J.B.105723	1	B	"
2564	Plate, lifting	Centre bearing	L.527		B	"
2565	Sprocket, brush shaft	0.75 in. pitch, 16 teeth	J.B.105732		B	"
2642	Strip, rubber, trailing	Fitted to bottom edge of dust box	J.B.10639		C	"
2566	Washer, felt	J.B.100209/002		C	"
2567	Washer, felt	J.B.100363/001		C	"
	Forecarriage assembly:—					
2703	Axle, wheel	J.B.105682		B	"
2568	Bearing, taper roller	Timpkin	53177/53362X		B	"
2569	Ring, seal, oil	J.B.105688		C	"
—	Seal, oil	Reference 16B/6053		—	—
—	Seal, oil	Reference 16B/6741		—	—
2805	Spindle sub-assembly	J.B.105685-091		B	each

RESTRICTED

RESTRICTED

AIRFIELD EQUIPMENT
SECTION 4C—cont.

1	2	3	4	5	6	7
	SWEEPER, mechanical, Type G—cont.					
	Spare— <i>cont.</i>					
	Main drive assemblies:—					
2726	Boss, driving, nearside	J. B.105697-001	—	each
2725	Boss, driving, outside	J. B.105697-002	—	"
2570	Bush, shaft driving	J. B.105779	—	"
2571	Bush, shaft cross	J. B.105784	—	"
—	Chain, driving, $\frac{3}{4}$ in. pitch, 57 rollers	Reference 16B/6765	Reynolds 110066/57	—	—
—	Chain, driving, $\frac{3}{4}$ in. pitch, 61 rollers	Reference 16B/6766	Reynolds 110066/61	—	—
2572	Flange, chain casing	J. B.105778	—	each
	Joints:—					
2574	$2\frac{5}{8}$ in. i/d \times $3\frac{3}{4}$ in. o/d	J. B.105782	—	"
2575	$2\frac{1}{2}$ in. i/d \times $4\frac{1}{2}$ in. o/d	J. B.105780	—	"
2576	$3\frac{1}{2}$ in. i/d \times $3\frac{7}{8}$ in. o/d	J. B.105795	—	"
2577	$3\frac{3}{2}$ in. i/d \times $4\frac{1}{2}$ in. o/d	J. B.105787	—	"
—	Brush, chain cover	Ref. No. 2345	—	—
2573	Main drive casing	J. B.105803	—	each
—	Pulley, jockey	Ref. No. 2348	—	—
2579	Stud, collar	L.189B	—	each
3023	Shaft, Cross	For main drive assembly	J. B.105790	1	each
2586	Shaft, driving	J. B.105785	—	"
2578	Key	J. B.17994/045	—	"
2581	Sprocket, large $2\frac{1}{4}$ in. diam.	} 21 teeth, $\frac{3}{8}$ in. pitch	J. B.105798	—	"
2580	Sprocket, large $2\frac{3}{4}$ in. diam.					
—	Sprocket, shaft, spiral	Ref. No. 2565	J. B.105797	—	"
2582	Wheel, reverse, front	—	each
2583	Wheel, reverse, rear	—	"
	Wheel assembly, front:—					
—	Bearing	Reference 16D/358	—	—
2584	Ring, abutment	C/w. seal, oil	3/WDO.4320, 4699	—	each
—	Tyre, cover, outer 16 in. \times 4 in.	Reference 16T/802	—	—
—	Tyre, tube, inner, 16 in. \times 4 in.	Reference 16T/632	—	—
2709	Wheel, front and hub shell, complete	Less tyre and tube	L. P.S45/CDM 353	—	each
—	Wheel assembly, rear:—					
—	Tyre, cover, outer, 23 in. \times 5 in.	Reference 16T/103	—	—

RESTRICTED

RESTRICTED

AIRFIELD EQUIPMENT

SECTION 4C—cont

1	2	3	4	5	6	7
	SWEeper, Mechanical, Type G—cont.					
	Spares—cont.					
	Wheel assembly, rear:—cont.					
—	Tyre, tube, inner, 23 in. × 5 in.	Reference 16T/233				—
2702	Wheel, disc, 3·75 F.B. × 13	Less tyre and tube	L.1504/W.D.O.5571		1	each
440	TROLLEY, Airfield	For transport of night-flying equipment			A	„
	Spares:—					
—	Wheel	Reference 4K/1348			—	—
—	Wheel, pneumatic tyred	Reference 4G/4297. For modified trolleys			—	—
		Not interchangeable with Reference				
		4K/1348 or Reference 4G/2345.				
—	Wheel, steel	Reference 4G/2345			—	—
3137	TROLLEY, Floodlight, low voltage				A	each
	Spares:—					
—	Circuit breaker, type A2	Reference 5CY/2560		4	B	—
—	Gland	Reference 5K/3570		2	C	—
3160	Head, lighting G.E.C. Type		ZA.406.S	4	B	each
—	Hinge, 20 S.W.G. 1½ in. open width	Reference 28N/10363		1	C	—
—	Lamp, filament, 28V., 3·5w. M.E.S.	Reference 5L/9951273		1	C	—
—	Lamp, filament, 24V., 200w.	Reference 5L/9954729		4	C	—
—	Lamp, warning, red	Reference 5CX/1553		1	B	—
—	Plug, NATO, 28V.	Reference 5CY/4314		1	B	—
—	Plug, niphan, 2 pole, 15 amp.	Reference 5A/2087		4	B	—
—	Plug, 2 pole, 50A.	Reference 5A/4145		1	B	—
—	Socket, BTH, type "E2"	Reference 5CY/2225		1	B	—
—	Socket, niphan, 2 pole, 15 amp.	Reference 5A/2185		4	B	—
—	Switch, tumbler, type C	Reference 5CW/2828		1	B	—
—	Terminal block, 2-way	Reference 5CZ/516		1	B	—

RESTRICTED

RESTRICTED

AIRFIELD EQUIPMENT
INDEX TO REFERENCE NUMBERS

SECTION 4C—cont.

Ref. No.	Page No.	Ref. No.	Page No.	Ref. No.	Page No.	Ref. No.	Page No.	Ref. No.	Page No.	Ref. No.	Page No.	Ref. No.	Page No.	Ref. No.	Page No.	Ref. No.	Page No.	Ref. No.	Page No.
197	13	1916	14	2125	23	2180	25	2218	15	2322	26	2355	27	2390	29	2457	30	2497	28
244	13	1917	14	2126	23	2181	22	2219	15	2323	26	2356	27	2391	29	2458	30	2498	28
245	13	1918	14	2127	23	2182	12	2222	15	2324	26	2357	27	2392	29	2459	30	2499	32
380	13	1919	14	2128	24	2183	12	2223	15	2325	26	2358	27	2393	29	2460	30	2500	30
440	37	1920	14	2129	24	2184	16	2224	15	2326	26	2359	27	2394	29	2461	31	2501	31
948	14	1921	14	2131	24	2185	16	2225	15	2328	26	2360	28	2395	29	2462	31	2502	30
1120	13	1922	15	2132	24	2186	16	2226	16	2329	26	2362	28	2396	29	2463	31	2503	30
1121	13	1923	15	2133	24	2187	16	2227	16	2330	26	2363	28	2397	29	2466	31	2504	33
1122	13	1924	15	2134	24	2189	16	2228	16	2331	26	2364	28	2398	29	2467	31	2505	23
1273	13	1925	15	2135	24	2191	16	2229	16	2332	26	2365	28	2399	29	2468	31	2506	21
1274	13	1926	15	2136	24	2192	16	2230	26	2333	26	2366	28	2400	29	2469	31	2507	21
1323	13	1927	15	2137	24	2193	16	2231	16	2334	27	2367	28	2401	29	2470	31	2508	23
1366	13	1928	15	2148	21	2198	17	2232	16	2335	27	2369	28	2402	29	2471	31	2509	23
1370	14	1929	15	2149	21	2199	17	2233	16	2336	27	2370	28	2403	30	2472	31	2511	23
1371	14	1996	12	2152	22	2200	17	2234	16	2337	27	2371	28	2404	30	2473	32	2512	23
1372	14	1997	18	2153	22	2201	17	2236	22	2338	27	2372	28	2405	30	2474	32	2515	23
1484	13	1998	17	2154	22	2202	17	2237	22	2339	27	2373	28	2406	30	2475	32	2516	23
1857	13	2005	16	2156	22	2203	17	2238	22	2340	27	2374	28	2407	30	2476	32	2517	23
1858	14	2007	13	2158	22	2204	17	2239	22	2341	27	2375	28	2408	30	2477	32	2520	23
1859	16	2008	21	2159	22	2205	18	2240	22	2342	27	2376	28	2409	30	2478	32	2521	23
1874	15	2009	22	2160	22	2206	18	2241	22	2343	27	2377	29	2410	30	2479	32	2522	24
1875	15	2011	24	2161	22	2207	18	2304	26	2344	27	2378	29	2414	15	2480	32	2525	27
1876	15	2114	17	2162	22	2208	18	2305	28	2345	27	2379	29	2446	17	2481	32	2526	28
1882	13	2115	17	2164	24	2209	18	2307	26	2346	27	2380	29	2447	17	2482	31	2527	29
1883	13	2116	17	2172	24	2210	18	2308	26	2347	27	2381	29	2448	30	2483	27	2528	32
1884	13	2117	17	2173	25	2211	18	2309	26	2348	27	2382	29	2449	15	2484	28	2529	31
1885	13	2118	17	2174	25	2212	18	2310	26	2349	27	2383	29	2450	15	2485	28	2530	13
1886	13	2119	17	2175	25	2213	18	2311	26	2350	27	2385	29	2451	26	2486	28	2531	34
1887	16	2120	17	2176	25	2214	18	2312	26	2351	27	2386	29	2452	26	2492	29	2532	34
1888	16	2122	22	2177	25	2215	15	2313	26	2352	27	2387	29	2453	15	2494	23	2533	34
1913	17	2123	22	2178	25	2216	15	2314	26	2353	27	2388	29	2455	30	2495	24	2534	19
1914	17	2124	22	2179	25	2217	15	2321	26	2354	27	2389	29	2456	30	2496	28	2535	20

RESTRICTED

RESTRICTED

AIRFIELD EQUIPMENT
INDEX TO REFERENCE NUMBERS—cont.

SECTION 4C—cont.

Ref. No.	Page No.	Ref. No.	Page No.	Ref. No.	Page No.	Ref. No.	Page No.	Ref. No.	Page No.	Ref. No.	Page No.	Ref. No.	Page No.	Ref. No.	Page No.	Ref. No.	Page No.	Ref. No.	Page No.
2537	19	2572	36	2606	33	2642	35	2687	1	2726	36	2767	4	2816	10	2849	9	2882	8
2538	19	2573	36	2607	33	2643	32	2688	9	2730	2	2768	9	2817	5	2850	9	2883	8
2539	19	2574	36	2608	33	2644	28	2689	2	2731	4	2769	3	2818	10	2851	9	2884	8
2540	21	2575	36	2609	33	2646	31	2690	2	2732	4	2773	7	2819	9	2853	9	2885	8
2541	21	2576	36	2610	33	2650	23	2691	2	2733	4	2774	10	2820	1	2854	9	2886	8
2543	20	2577	36	2611	33	2651	17	2693	2	2734	4	2778	2	2821	5	2855	7	2887	8
2544	32	2578	36	2612	33	2656	14	2694	2	2735	4	2779	10	2822	6	2856	7	2888	8
2545	32	2579	36	2613	33	2657	14	2695	12	2736	4	2781	4	2824	4	2857	7	2889	8
2546	32	2580	36	2614	33	2660	19	2697	1	2737	4	2782	1	2825	2	2858	7	2890	11
2547	28	2581	36	2615	33	2661	19	2698	1	2738	4	2786	11	2826	12	2859	7	2891	11
2548	28	2582	36	2616	33	2662	19	2699	4	2739	1	2787	2	2827	12	2860	7	2892	11
2551	30	2583	36	2617	34	2663	19	2701	2	2740	2	2788	4	2828	12	2861	4	2893	8
2552	34	2584	36	2618	34	2664	20	2702	37	2741	3	2789	6	2829	12	2862	2	2894	11
2553	34	2586	36	2619	34	2665	20	2703	3.5	2742	4	2790	6	2830	12	2863	6	2895	11
2554	35	2588	15	2620	34	2666	20	2705	9	2743	3	2791	3	2831	12	2864	6	2896	8
2555	34	2589	30	2621	34	2670	16	2706	2	2744	3	2796	10	2832	12	2865	11	2897	11
2556	34	2590	34	2622	34	2671	16	2707	2	2745	2	2797	6	2833	12	2866	11	2898	8
2557	35	2591	31	2623	34	2672	16	2708	1	2747	6	2798	8	2834	12	2867	11	2899	8
2558	35	2592	16	2624	34	2673	16	2709	36	2749	17	2801	13	2835	12	2868	7	2900	7
2559	35	2593	33	2625	33	2674	19	2710	6	2750	17	2802	14	2836	12	2869	7	2901	11
2560	35	2594	33	2628	34	2675	19	2713	1	2751	17	2803	14	2837	9	2870	8	2902	11
2561	35	2595	33	2629	24	2676	20	2714	3	2752	1	2804	14	2838	12	2871	7	2903	2
2562	35	2596	33	2630	23	2677	20	2715	3	2753	10	2805	35	2839	9	2872	7	2904	2
2563	35	2597	33	2631	22	2678	9	2716	3	2754	11	2806	35	2840	12	2873	7	2905	4
2564	35	2598	33	2633	34	2679	9	2717	3	2755	11	2807	10	2841	9	2874	7	2906	4
2565	35	2599	33	2634	12	2680	7	2718	3	2756	11	2808	10	2842	9	2875	11	2907	5
2566	35	2600	33	2635	23	2681	7	2719	3	2757	11	2809	8	2843	9	2876	11	2908	5
2567	35	2601	33	2636	23	2682	7	2720	3	2758	11	2811	3	2844	12	2877	11	2909	3
2568	35	2602	33	2637	23	2683	7	2721	3	2759	11	2812	2	2845	12	2878	8	2910	3
2569	35	2603	33	2638	23	2684	3	2722	3	2760	11	2813	5	2846	9	2879	8	2911	5
2570	36	2604	33	2639	23	2685	2	2723	3	2764	3	2814	5	2847	12	2880	8	2912	4
2571	36	2605	33	2641	31	2686	1	2725	36	2766	2	2815	10	2848	9	2881	8	2913	8

RESTRICTED

RESTRICTED

AIRFIELD EQUIPMENT
INDEX TO REFERENCE NUMBERS—cont.
SECTION 4C—cont.

Ref. No.	Page No.	Ref. No.	Page No.	Ref. No.	Page No.	Ref. No.	Page No.	Ref. No.	Page No.	Ref. No.	Page No.	Ref. No.	Page No.	Ref. No.	Page No.	Ref. No.	Page No.
2914	10	2948	25	2981	1	3013	10	3323	12C	3431	12G						
2915	11	2949	25	2982	1	3014	10	3345	26	3432	12E						
2916	3	2950	25	2983	1	3015	10	3349	12C	3433	12H						
2917	8	2951	25	2984	7	3017	5	3396	12G	3434	12H						
2918	9	2952	25	2985	7	3018	12	3398	12G	3435	12H						
2919	8	2953	25	2986	4	3019	12	3403	12J	3436	12C						
2920	8	2954	25	2987	4	3020	3	3404	12J	3610	12E						
2921	7	2955	25	2988	7	3021	35	3405	12J	3611	12E						
2922	8	2956	25	2989	7	3022	9	3406	12J								
2923	8	2957	25	2990	7	3023	36	3407	12J								
2924	8	2958	25	2991	6	3025	9	3408	12J								
2925	8	2959	25	2992	6	3026	6	3409	12A								
2926	2	2960	25	2993	7	3027	5	3410	12C								
2927	5	2961	25	2994	6	3028	5	3411	12C								
2928	32	2962	25	2995	6	3029	5	3412	12C								
2931	5	2963	25	2996	6	3030	5	3414	12D								
2932	9	2964	25	2997	6	3031	5	3415	12D								
2933	5	2965	18	2998	7	3032	5	3416	12D								
2934	5	2966	18	2999	6	3033	5	3417	12C								
2935	2	2967	18	3000	11	3034	5	3418	12D								
2936	6	2968	18	3001	11	3035	5	3419	12D								
2937	10	2969	18	3002	10	3036	5	3420	12D								
2938	10	2970	18	3003	10	3037	6	3421	12D								
2939	2	2971	18	3004	11	3038	6	3422	12D								
2940	34	2972	18	3005	10	3039	6	3423	12E								
2941	31	2973	2	3006	10	3040	6	3424	12E								
2942	31	2974	31	3007	10	3041	6	3425	12G								
2943	10	2975	10	3008	10	3137	37	3426	12G								
2944	9	2976	9	3009	10	3160	37	3427	12H								
2945	9	2977	6	3010	10	3240	12A	3428	12G								
2946	34	2978	10	3011	10	3275	14	3429	12G								
2947	25	2980	1	3012	10	3292	12D	3430	12B								

RESTRICTED

RESTRICTED
40

RESTRICTED

Issued with A/L. 228

**AIR PUBLICATION 1086
BOOK 15
SECOND EDITION**

**SECTION 4D
STORAGE EQUIPMENT**

**Items under Section 4D
are covered by
VOTE 7F.1a**

RESTRICTED

MINISTRY OF DEFENCE
AIR PUBLICATION 1086, BOOK 15
SECOND EDITION

VOCABULARY OF ROYAL AIR FORCE EQUIPMENT
STORAGE EQUIPMENT
SECTION 4D (22nd June, 1964)

RESTRICTED

RESTRICTED

Ref. No.	NOMENCLATURE	DETAIL	Drawing No. or Part No.	No. off	Class of Stores	Denom. of Qty.
1	2	3	4	5	6	7
	ANGLES, Slotted Steel: -					
2179	2.40 in. x 1.65 in. x 0.08 in.		—	B	length
2298	3 in. x 1.5 in.		—	B	"
2245	2½ in. x 1½ in. x 0.092 in.		—	—	—
	Spares:—					
2299	Bolt ¼ in.	c/w nut and washer		—	B	each
2190	Cutter, "Slangle"		—	B	"
2192	Attachment, cropping		—	B	"
2191	Blade, for cutter		—	B	"
2207	Nut, bolt and washer, complete		—	B	lb
2044	BARROW, magazine	Two-wheeled, with rubber tyres and phosphor-bronze fittings.		—	A	each
1313	BENCH, metal:— Comprising:—		DIS. G. Stores 882	—	A	"
2149	Bracket, shelf, narrow, L.H.	10 in. x 2 in. x 1 in.		2	B	"
2203	Bracket, shelf, narrow, R.H.	10 in. x 2 in. x 1 in.		2	B	"
2151	Gusset, left hand	6 in. x 6 in. x 8½ in.		4	B	"
2150	Gusset, right hand	6 in. x 6 in. x 8½ in.		4	B	"
2152	Leg, double, long, centre (rear)	4 ft 6 in. x 2 in. x 1 in. x ¼ in.		1	A	"
2153	Leg, double, short, centre (front)	2 ft 8 in. x 2 in. x 1 in. x ¼ in.		1	A	"
					A/JL	228

STORAGE EQUIPMENT

SECTION 4D—cont.

1	2	3	4	5	6	7
	BENCH, metal—cont. Comprising:—					
2154	Leg, long, corner (rear) L.H.	4 ft 6 in. × 2 in. × 2 in. × $\frac{1}{8}$ in.		1	4000000000	each
2204	Leg, long, corner (rear) R.H.	4 ft 6 in. × 2 in. × 2 in. × $\frac{1}{8}$ in.		1		"
2155	Leg, long, corner (front) L.H.	2 ft 8 in. × 2 in. × 2 in. × $\frac{1}{8}$ in.		1		"
2205	Leg, long, corner (front) R.H.	2 ft 8 in. × 2 in. × 2 in. × $\frac{1}{8}$ in.		1		"
2156	Panel, back, L.H.	3 ft × 2 ft		1		"
2206	Panel, back, R.H.	3 ft × 2 ft		1		"
2157	Shelf, lower	3 ft 4 in. × 3 ft × 1 $\frac{1}{2}$ in.	DIS. G. Stores 882	2		"
2158	Shelf, main	6 ft × 3 ft 4 in. × 3 in.		1		"
2159	Shelf, narrow	6 ft × 1 ft 6 in. × 1 $\frac{1}{2}$ in.		1		"
1312	BENCH, component	Combined bin and bench for storage of aero-engine component parts. For issue to Home Units only. Overseas units to manufacture locally.	G. Stores 1522	—		A
2257	BIN, storage, aircraft covers	20293–20298 20305	—	A	"
1458	BIN, storage, inflammable liquids	G Stores 1465	—	A	"
	BOWLS:—					
2607	Green, rectangular, polythene	Centralised packing centres only		—	B	"
2608	Red, rectangular, polythene	Centralised packing centres only		—	B	"
2954	CABINET, box inserts	Steel small parts storage. 18 drawers	Type A	—	A	"
	CABINET, tally card, special:—	For mobile units only.				
437	Standard	DIS. G. S441	—	A	"
	CASTORS:—					
3165	Cast-iron wheel	Revvo Standard top plate 4 in. wheel diam. 1 $\frac{1}{2}$ tread.	TL 4/4CIW	—	A	"
2619	Flexello	RT 6	B.644	—	A	"
2975	Flexello	2 $\frac{1}{2}$ in.	GE. 3381	—	A	"
2971	Flexello, 5 in. solid rubber tyred wheels	With rectangular top plate 5 $\frac{1}{2}$ in.	LMH 5010	—	A	"

RESTRICTED

RESTRICTED

STORAGE EQUIPMENT

SECTION 4D—cont.









1	2	3	4	5	6	7
2072	CASTORS—cont. Metal	For use in Maintenance Units in No. 40 Group only.		—	A	each
2953	Revvo, Type No. 22			—	A	"
2262	Rubber tyred	Overall-height 5½ in. wheel 4 in. diam. × 1¾ in. thick.		—	A	"
2949	Swivel		161RH/ST/SP	—	A	"
2265	Swivel	Complete with braking device	633 RHK	—	A	"
2193	Swivel type, compo-rubber	For use with slotted steel angle		—	A	"
2059	CONVEYORS, gravity roller:— Bracket, attachment, lorry	For handling small bomb containers	KID SKETCH 1503 Sheet 1	—	A	"
1713	Curve, 45°	For handling small bomb containers	KID SKETCH 1503 Sheet 1	—	A	"
1715	Stand, large	18 in. × 30 in. × 43 in.	War Office Cat. No. 5292	—	A	"
1716	Stand, small	18 in. × 30 in. × 30 in.		—	A	"
1714	Straight length	8 ft	War Office Cat. No. 5243	—	A	"
2148	Hooks, left and right hand	For use on Ref. No. 1714	E.C.5288L and R.	1 pr	A	pair
3266	Pins, hook	For use on Ref. No. 1714		—	A	each
2064	Turntables, Type A	For handling small bomb containers	KID SKETCH 1501 Sheet 3	—	A	"
2078	CONVEYORS, ramp type	For loading and unloading gas transport cylinders.	KID SKETCH 1672 Sheets 1-4	—	A	"
	Spares:—					
2098	Castors, 6 in. diam.		KID SKETCH 1672 Sheets 1-4	2	A	"
2094	Pins, drop nose	Complete with chain for locking jacks in position		1	A	"
2095	Pins, locking	Complete with chain for locking wheels in position		1	A	"
2096	Rollers, solid	With 2 in. diam. phosphor-bronze bush at each end.		3	A	"
2097	Wheels, roller bearing	6 in. diam. × 1 in. bore, with solid rubber tyres		2	A	"

RESTRICTED

RESTRICTED

STORAGE EQUIPMENT

SECTION 4D—cont.

1	2	3	4	5	6	7
2175	COUPLINGS, "T" type	} For erection of tubular steel pallets .. }		4		each
2176	COUPLINGS, 90°			4		"
2177	COUPLINGS, 90°, c/w feet			4		"
2636	GUPBOARD, storage, clothing	6 ft 1 in. × 2 ft 3 in. × 7 ft 3 in. high	MOW 11947	—	A	"
	Accessories:—					
2637	Rod, hanging	2 ft 11 ³ / ₁₆ in. × 1 ft 9 ¹ / ₂ in.	MOW 11947	—	B	"
2638	Shelf	11 ⁵ / ₈ in. × 1 ft 9 ¹ / ₂ in.	MOW 11947	—	B	"
2639	Tray	1 ft 8 ¹ / ₂ in. × 3 ¹ / ₁₆ in. × 1/4 in.	MOW 11947	—	B	"
3328	Tray, division		MOW 11947	—	B	"
3329	Tray, wire, dividers		MOW 11947	—	B	"
2583	DISPENSER, sealing, taps, electric			—	A	"
	Spares:—					
3014	Bottle		735	—		"
3013	Brush, sealing		5295	—		"
2948	Heater, unit, complete			—		"
3125	Plug	For heater	7562	—		"
3126	Socket	For heater	7563	—		"
2522	HANDLER, cable drum ("Roll-a-Drum")			—	A	"
2524	JACK, cable drum (Ratchet type)	Gibbons type 492 (31 ¹ / ₂ in.) 5 ton capacity		—	A	"
	Spare:—					
2525	Spindle, drum			—	B	"
2000	MACHINES, cable measuring	Pedestal type. For use at 40 Group Depots		—	A	"
3237	Revolution counter			—	B	"
2523	MACHINE, cable measuring (Roller Table)			—	A	"
2100	MACHINES, paint and dope tumbling	For the use of Maintenance Units where bulk stocks of paint and dopes are stored for indefinite periods. Capable of tumbling twelve 5 gallon drums.	32MU./4410	1	A	"

RESTRICTED

RESTRICTED

STORAGE EQUIPMENT

SECTION 4D—cont.

1	2	3	4	5	6	7
	MACHINES, paint and dope tumbling—cont.					
	Spares:—					
2103	Bearings, main shaft	32MU./80126	1	A	each
2104	Bearings, pedestal, worm shaft	32MU./80016	1	A	..
2105	Bearings, upper vertical	32MU./80126	1	A	..
2106	Gears, bevel	32MU./80013	1	A	..
2107	Gears, spur, pinion wheel (motor shaft)	32MU./80028	1	A	..
2108	Gears, spur, worm shaft	32MU./80029	1	A	..
3221	Guard, surround		1	A	..
2109	Pieces, distance, main shaft	32MU./80017	1	A	..
2110	Worm shafts	32MU./80103	1	A	..
2111	Worm wheels	32MU./80104	1	A	..
457	MEASURES, 5-gal.	For testing flowmeters of bulk fuel systems ..		—	A	..
2123	PALLETS, box type, steel	48 in. × 40 in. > 42 in. See figs II and III ..	I.E.M.E./S/6304	—	A	..
	Accessories:—					
2169	Panels, large	} C/w hooks for attaching to posts. See fig IV {	IE./C/43252	—	Ⓢ	pairs
2170	Panels, small		IE./C/15467	—	Ⓢ	..
2217	PALLETS, detachable post type	76 in. × 50 in. × 59½ in. high. For overseas depots only.	8/REE/9854	—	A	each
	Accessories:—					
2237	Decking, slatted timber	8/REE/9854	1	Ⓢ	..
2212	PALLETS, flat type, wooden:— 48 in. × 40 in.	Four way entry. See fig. 1.	40G/371	—	B	..
2242	PALLET, loading	8 ft 8 in. long × 8 ft. 3 in. wide. For Beverly Aircraft.	GE 1065	—	A	..
2264	PALLETS, post type	76 in. × 50 in. × 59½ in. with side rails ..	I.E.M.E./E/5102	—	A	..

RESTRICTED

5

RESTRICTED

STORAGE EQUIPMENT

SECTION 4D—cont.

1	2	3	4	5	6	7
2124	PALLETS, post type	68 in. × 50 in. × 48 in.	I.E.M.E./S/6442	—	A	each
	Accessories:—					
2360	Bar, long		—	B	..
2359	Bar, short		—	B	..
2246	Piece, extension	For storage of aircraft tyres. See fig VIII ..	IFV/EN 32420	4	B	..
2308	PALLET, post type	76 in. × 50 in. × 50 in.		—	A	..
2356	PALLET, post, steel	68 in. × 50 in. × 48 in. with removable post and side rails. See fig. V and VI.	IFV/EN 32629	—	A	..
2597	PALLET, steel post	4 way entry 108 in. × 50 in. × 48 in.	IFN/EN/32553	—	A	..
2676	PALLET, storage, steel post	For Barrack equipment See fig. VII	NA/A/046981/A IEME/S/6442	—	A	..
	PALLETS:—					
2578	Type 'B'	For air transportable radio installation	SC49478 and SC49479	—	A	..
2579	Type 'C'	For air transportable radio installation	SC49478 and SC49479	—	A	..
	PALLETS, tyre:					
2940	Jig	For bulk storage of M.T. tyres		—	A	..
2998	Jig		—	A	..
2241	Large	See fig. 1X	8/MACH/216/9/5	—	A	..
2240	Medium	8/MACH/216/9/4	—	A	..
2239	Small	8/MACH/216/9/3	—	A	..
2267	PLATES, corner	For use with angles, slotted, steel.		—	C	..
2244	PLATFORMS, freight transfer, mobile	For Transport Command Units only	GM/D/16888	—	A	..
2020	PRESSES, baling, portable	For baling of clothing		—	A	..
3220	RACKING and SHELVING, installation		—	A	..
1726	RAGKS, storage, baled and cased equipment	Metal. Equipment Depots only	KID Sketch 687	—	A	..

RESTRICTED

RESTRICTED

STORAGE EQUIPMENT

SECTION 4D—cont.

1	2	3	4	5	6	7
	RACKS, storage, general equipment:—					
	Type A:—	For use on stations.				
	Consisting of:—					
	Bolts, Whitworth, steel, hex., black	3/8 in. × 1 3/8 in. Reference 29A/9435345		72	—	—
	Members:—	Steel	G. Stores:—			
324	Bracing	185-2	4	A	each
438	Gusset	186-3	4	A	pair
				prs		
325	Shelf, long	2 per shelf	185-3	12	A	each
326	Shelf, short	4 per shelf	185-4Z	24	A	"
327	Vertical, long	8 ft 4 in.		4	A	"
—	Nuts, Whitworth, steel hexagon, plain, black, 3/8 in.	Reference 29A/1230		72	—	—
810	Plates, name	186-4	As r'qd	A	each
2127	Shelves, steel	6 ft × 2 ft × 1/2 in. To be issued in lieu of shelves, wood.	7MU/178	6	A	"
	Trays, wood:—		G. Stores:—			
321	Size 1	6 in. × 6 in. × 4 1/2 in.	184-6	As r'qd	<i>del</i>	"
322	Size 2	8 in. × 8 in. × 4 1/2 in.	184 and 186	As r'qd	<i>del</i>	"
323	Size 3	12 in. × 12 in. × 4 1/2 in.		As r'qd	<i>del</i>	"
—	Washers, Whitworth, steel, plain, black, 3/8 in.	Reference 29C/9418578. 3/8 in. dia. (3/8 in. nom. bolt size), 7/8 in. o/d, 0-080 in. thick (14 S.W.G.)		144	—	—
				144	—	—
	Type A, portable:—	For use in Station Workshops.				
	Consisting of:—					
2166	Axles, tube, 2 ft 4 in. long	To be locally manufactured from Reference 30C/3276.		1	<i>del</i>	each
2167	Blocks, mild steel, 1 1/4 in. × 1 1/4 in. 2 in. long	To be locally manufactured from Reference 30A/3022.		2	<i>del</i>	"
—	Bolts, Whitworth, steel, hexagon, black	3/8 in. × 1 3/8 in. Reference 29A/9435345		48	—	—
—	Bolts, B.S.F., steel, hexagon head	3/8 in. × 2 in. Reference 29A/9419710		4	—	—
1572	Brackets	For attaching Ref. No. 2358 to rack	GM 7040	1	A	pair
2358	Castors, swivel	C/w solid rubber wheel	35MU/762M/ Issue 7	2	A	each

RESTRICTED

RESTRICTED

STORAGE EQUIPMENT

SECTION 4D—cont.

1	2	3	4	5	6	7
	RACKS, storage, general equipment—cont.					
	Type A, portable—cont.					
	Consisting of—cont.					
1729	Collars	1 $\frac{3}{8}$ in. o/d > $\frac{3}{4}$ in. i/d \times $\frac{3}{8}$ in.	35 MU/763M	2	C	each
	Members:—	Steel.				
—	Bracing	Ref. No. 324		4 prs	—	—
—	Gusset	Ref. No. 438		4	—	—
—	Shelf, long	2 per shelf. Ref. No. 325		6	—	—
—	Shelf, short	4 per shelf. Ref. No. 326		12	—	—
1254	Vertical, short	4 ft 4 in.	G.S.185-1	4	A	each
—	Nuts, steel, B.S.F., hexagon, $\frac{3}{8}$ in.	Reference 29A/2797		4	—	—
—	Nuts, Whitworth, steel, hexagon, plain, black $\frac{3}{8}$ in.	Reference 29A/1230		48	—	—
—	Pins, taper, standard stainless steel, $\frac{5}{32}$ in. \times 2 in.	Reference 28P/5336		2	—	—
1730	Screws, grub, $\frac{1}{4}$ in. \times $\frac{1}{2}$ in.	1 per block, M.S.		2	C	each
—	Shelves, steel	6 ft \times 2 ft $\frac{1}{2}$ in. Ref. No. 2127		3	—	—
—	Washers, Whitworth, steel, bright	2 in. o/d \times 1 in. i/d \times $\frac{3}{32}$ in. thick. Reference 29C/1840.		2	—	—
—	Washers, Whitworth, steel, plain, black, $\frac{3}{8}$ in.	Reference 29C/9418578. $\frac{13}{16}$ in. dia ($\frac{3}{8}$ in. nom bolt size) $\frac{7}{8}$ in. o/d, 0-080 in. thick (14 S.W.G.)		96	—	—
1314	Wheels	Solid rubber tyred	35MU/763M	2	A	each
	Type B:—					
—	Bolts, Whitworth, hexagon, steel, black, $\frac{1}{2}$ in. \times $1\frac{1}{4}$ in.	Metal. Reference 29A/9435377		As r'qd	—	—
1677	Clips, holding rails	Pt. No. T.R.C./I	2 per rail	A	each
	Members:—					
1679	Bracing, long	Pt. No. B/1	4	A	..
1680	Bracing, short	Pt. No. B/2	8	A	..
1681	Cross	Pt. No. C.M./I	12	A	..
	Longitudinal:—					
1682	Long, 15 ft $6\frac{1}{2}$ in.	Drilled, for centre bracing	Pt. No. L/1	2	A	..
1683	Long, 15 ft $6\frac{1}{2}$ in.	Pt. No. L/2	As r'qd	A	..

RESTRICTED

RESTRICTED

STORAGE EQUIPMENT

SECTION 4D—cont.

1	2	3	4	5	6	7
	RACKS, storage, general equipment—cont.					
	Type B—cont.					
	Consisting of—cont.					
	Longitudinal—cont.					
1684	Medium, $\frac{3}{8}$ length	Pt. No. L/3	As r'qd	A	each
1685	Short, $\frac{1}{4}$ length	Pt. No. L/4	As r'qd	A	"
	Vertical, centre front:—					
1686	L.H. inner	Pt. No. V/2	1	A	"
1687	L.H. outer	Pt. No. V/1	1	A	"
1688	R.H. inner	Pt. No. V/3	1	A	"
1689	R.H. outer	Pt. No. V/4	1	A	"
	Vertical, outer frame:—					
1690	L.H. corner	Pt. No. V/6	2	A	"
1692	L.H. inner	Pt. No. V/8	2	A	"
1691	R.H. corner	Pt. No. V/5	2	A	"
1693	R.H. inner	Pt. No. V/7	2	A	"
—	Nuts, Whitworth, steel, hexagon, plain, bright, $\frac{1}{4}$ in.	Reference 29A/1245		2	—	—
—	Nuts, Whitworth, steel, hexagon, plain, black, $\frac{1}{4}$ in.	Reference 29A/1232		per rail	—	—
				As r'qd	—	—
1694	Pieces, dividing, tray, long	Pt. No. T.P. D.L./1	"	A	each
1695	Pieces, dividing, tray, short	Pt. No. T.P. D.L./2	"	A	"
1696	Pieces, shelf	Pt. No. P.S./1	"	A	"
1697	Rails	For trays	Pt. No. T.R./1	—	A	"
—	Screws, steel, Whitworth, countersunk head, $\frac{1}{4}$ m. \times 1 in.	Reference 29B/1598		2	—	—
				per rail	—	—
	Separators, vertical:—					
1698	Large	Pt. No. P.H.S./3	As r'qd	A	each
1699	Medium	Pt. No. P.H.S./2	"	A	"
1700	Small	Pt. No. P.H.S./1	"	A	"

RESTRICTED

RESTRICTED

STORAGE EQUIPMENT

SECTION 4D—cont.

1	2	3	4	5	6	7
	RACKS, storage, general equipment—cont.					
	Type B—cont.					
	Separators Vertical—cont.					
1701	Sockets, foot	Pt. No. S/1	12	A	each
1702	Trays, 18 in.	Pt. No. T/1	As r'qd.	A	"
—	Washers, Whitworth, steel, plain, black, $\frac{1}{2}$ in.	$1\frac{1}{8}$ in. o/d \times $\frac{9}{16}$ in. i/d $>$ $\frac{1}{8}$ in. thick. Reference 29C/9418580.	KID Sketch 799	2	—	—
				per bolt		
1725	RACKS, storage, guns	For 20 mm. guns. Maintenance Units only ..		—	A	each
	RACKS, storage, plane, rigid base (two-bay) type:—					
1270	Bases	Wood. Portable	DIS GS1123 and GS1926	—	A	"
1272	Uprights, 7 ft	GS1926	—	A	"
1271	Uprights, 10 ft	DIS1123 and GS1926	—	A	"
	RACKS, storage, rifle:—	For use in Station Armouries to store 100 rifles. See A.P. 830, Vol. 2 (2nd Edition), Leaflet E.2, Appendix A.				
	Consisting of:—					
—	Bolts, Whitworth, steel, hexagon head, $\frac{3}{8}$ in. \times $1\frac{3}{8}$ in.	Reference 29A/9435345		24	—	—
	Members:—	Steel.				
—	Bracing	Ref. No. 324		4	—	—
—	Shelf, long	Ref. No. 325		10	—	—
—	Shelf, short	Ref. No. 326		8	—	—
—	Vertical, long	Ref. No. 327		2	—	—
—	Vertical, short	Ref. No. 1245		2	—	—
—	Slats, wooden, long	Ref. No. 1013		4	—	—
—	Nuts, Whitworth, steel, hexagon, plain, black, $\frac{3}{8}$ in.	Reference 29A/1230		24	—	—
—	Padlocks, iron, $1\frac{1}{2}$ in.	Reference 29G/9108185		4	—	—
—	Washers, Whitworth, steel, plain, black, $\frac{3}{8}$ in.	Reference 29C/9418578		24	—	—
—	Wood, 5 ft. 7 in. \times 2 in. \times $1\frac{1}{4}$ in.	Scrap wood		4	—	—

RESTRICTED

10

RESTRICTED

STORAGE EQUIPMENT

SECTION 4D—cont.

1	2	3	4	5	6	7
	RACKS, storage, torpedo:—					
3280	Bar		E109742	—	A	each
3281	Bolt	$\frac{1}{2}$ in. \times 5 in. UNF		—	E	"
2980	Bolt	$\frac{1}{2}$ in. — 28UNF \times 1 in. long	E109537 Item 12	—	E	"
2976	Bolt	UNF $\frac{1}{2}$ in. \times $\frac{3}{8}$ in. long 28UNF	E109537 Item 16	—	E	"
3291	Bolt, $\frac{1}{4}$ in. coach			—	E	"
2982	Brace L.H.		E109582	—	A	"
2983	Brace R.H.		E109583	—	A	"
2961	Carrier, tray assembly	C,w front restrainer and strap	E109536	—	A	"
3128	Coupling, female		E109597	—	B	"
3129	Coupling, male		E109595	—	B	"
2967	Extension, assy.	For torpedo removal		—	A	"
3287	Frame, end, assy. L.H.		E109547	—	A	"
3286	Frame, end, assy. R.H.		E109548	—	A	"
3288	Frame, intermediate, assy.		E109528	—	A	"
3289	Frame, parachute store		E109551	—	A	"
2962	Members, cross tie, long		E109530/1	—	A	"
2963	Members, cross tie, short		E109530/2	—	A	"
2977	Nut, plain, $\frac{1}{4}$ in. 28UNF		E109537/15	—	E	"
3282	Nut, $\frac{1}{2}$ in. VNF			—	E	"
3216	Rack, locating boring jig		WE109669	—	A	"
2960	Rack, parachute		E109529	—	A	"
3218	Rack, spacing strap		E109682	—	A	"
3066	Rail, extension assy		E109590	—	A	"
2964	Rail, post, assy. Centre		E109528	—	A	"
2965	Side rail, post, assy. L.H.	With base plate	E109547/8	—	A	"
2966	Side rail, post, assy. R.H.	With base plate	E109548/8	—	A	"
3284	Side stay, assy		E109718	—	A	"
3290	Slat, parachute store		E109556	—	A	"
2981	Stop catch, assy		E109577	—	B	"
3217	Tack and coupling, locating jig		WE109668	—	B	"
3279	Tie bracket		E109741	—	A	"
3292	Washer, facing			—	C	"

RESTRICTED

11

RESTRICTED

STORAGE EQUIPMENT

SECTION 4D—cont.

1	2	3	4	5	6	7
	RACKS, storage, torpedo—cont.					
2978	Washer, single spring, $\frac{1}{4}$ in. i/d	E109537 Item 14	—	C	each
3283	Washer, spring, $\frac{1}{2}$ in.		—	C	"
2979	Washer, square taper, $\frac{1}{4}$ in. i/d \times 8°	E109537 Item 13	—	C	"
	RAMP, loading:—					
2620	Portable	For use by Equipment Sections		—	A	"
2081	SCALES, computing	Dial capacity 5 cwt \times 1 lb. Platform, 30 in \times 30 in. Arm ratios A.99-1. B. 100-1. Mirror chart, 5 lb \times $\frac{1}{2}$ oz.		—	A	"
1103	SCALES, computing, 10 to 1		—	A	"
2070	SCALES, counter, vibrating, Type B	Capacity 28 lb. For weighing engine spares and gun cotton.		—	A	"
	Weights, brass.—					
—	$\frac{1}{4}$ oz.	Reference 21C/621		—	—	—
—	$\frac{1}{2}$ oz.	Reference 21C/620		—	—	—
—	1 oz.	Reference 21C/619		—	—	—
—	2 oz.	Reference 21C/618		—	—	—
—	4 oz.	Reference 21C/617		—	—	—
—	8 oz.	Reference 21C/616		—	—	—
—	2 lb.	Reference 21C/1341		—	—	—
—	4 lb.	Reference 21C/1342		—	—	—
	Weights, iron ring:—					
—	7 lb.	Reference 21C/628		—	—	—
—	14 lb.	Reference 21C/627		—	—	—
2612	SCALES, platform	Self-indicating 0-280 lb		—	A	each
2613	SCALES, platform	Self-indicating 0-10 cwt		—	A	"

RESTRICTED

RESTRICTED

STORAGE EQUIPMENT

SECTION 4D—cont.

1	2	3	4	5	6	7
	SHEETS, composition board:—					
2341	1 ft 4 in. x 2 ft			—	✓	sheet
2180	4 ft x 8 ft			—	✓	"
2340	5 ft x 2 ft			—	✓	"
2249	5 ft x 4 ft x 3/4 in.			—	✓	"
2316	6 ft x 4 ft			—	✓	"
2277	7 ft x 3 ft			—	✓	"
2248	8 ft x 2 ft 6 ins. x 3/4 in.			—	✓	"
2031	SPEEDS, wire	Wooden		—	A	each
1733	STACKERS	Demands are to quote size required		—	A	"
2973	TRAILER, 4-wheeled	2/3 ton capacity. (Previously Reference 16A/2241.)		—	A	"
	Spares:—					
3035	Axle, front		18B	—	A	"
3034	Axle, rear		18A	—	A	"
3042	Ball-joint, Thompson, L.H. No. 3180		J. 3994/39	—	✓	"
3041	Ball-joint, Thompson, R.H. No. 3179		J3994/38	—	✓	"
3049	Bar, tow		44-55	—	✓	"
3037	Bearing, flexible, roller	No. 2447 A	27	—	✓	"
3033	Board, end		67-68	—	✓	"
3032	Board, side		64-66	—	✓	"
3048	Cap, for steering head		37	—	✓	"
3022	Chain, galvanised	3/16 in. x 12 links, 6 gauge, 1 ft	56	—	✓	"
3023	Chain, galvanised	3/16 in. 12 links, 6 gauge, 4 ft	59	—	✓	"
3039	Collar, axle end		24	—	✓	"
3051	Collar, spindle, bar, tow		50	—	✓	"
3028	Deck, timber, centre section		60A	—	A	"
3029	Deck, timber, end section		60B	—	A	"
3053	Fixing, tow bar assy		46-48	—	A	"

RESTRICTED

RESTRICTED

STORAGE EQUIPMENT

SECTION 4D—cont.

1	2	3	4	5	6	7
	TRAILER, 4-wheeled—cont.	(2 3 ton capacity)				
	Spares—cont.					
3020	Frame		1-17	—	A	each
3046	Nut, steering head stub, uniform R.H.	1 in. × 16 P.I.	34	—	C	"
3054	Piece, distance	For fixing assy	47	—	C	"
3047	Pin, cotter	1½ in. × ⅜ in. For stub nut	35	—	C	"
3027	Pin, brass	For fixing name plate	63	—	C	"
3021	Pin, hitch, rear		53-55	—	C	"
3052	Pin, spindle, collar	Mills 2 in. × ⅝ in. 6 P.I.	51	—	C	"
3026	Plate, name		62	—	C	"
3024	Scotch, wheel		57	—	C	"
3040	Screw, Allen	½ in. × ½ in. U.N.C. for collar	29	—	C	"
3025	Screw, wheel, scotch		58	—	C	"
3044	Seal, oil	For steering head	32	—	C	"
3030	Side, centre section protection angles		61A	—	A	"
3031	Side, end section protection angles		61B	—	A	"
3038	Sleeve, flexible roller bearing	No. S.S. 2447X	28	—	C	"
3050	Spindle, bar, tow		49	—	C	"
3043	Tie, rod, for ball joints		42	—	C	"
3045	Washer, steering-head stub		33	—	C	"
3036	Wheel	C/w tyre commercial cushion 15 in. × 3½ in. × 1¼ in.	25/26	—	A	"
2974	TRAILER, 4-wheeled	2 ton capacity		—	A	"
	Spares:—					
3063	Adjuster, cable		0096	—	A	"
3109	Attachment, frame	To main frame	0014	—	C	"
3075	Axle, front, bare		0059	—	A	"
3074	Axle, front, complete		0062	—	A	"
3081	Axle, rear, bare	C/w brake plates welded on	0050	—	A	"
3080	Axle, rear, complete		0061	—	A	"
3089	Bearing, on socket, drawbar retaining		0017	—	C	"
3083	Bolster		0076	—	C	"

RESTRICTED

RESTRICTED

STORAGE EQUIPMENT

SECTION 4D—cont.

1	2	3	4	5	6	7
	TRAILER, 4-wheeled—cont.	(2 ton capacity)				
	Spares—cont.					
3084	Bolt, pivot (special)	C/w nut	0011	—	C	each
3076	Bolt, "U" 1/2 in. B.S.F.	For rear and front axles	0055	—	C	"
3096	Bracket, back		0073	—	C	"
3097	Bracket, forward, N/S		0072/2	—	C	"
3098	Bracket, forward, O/S		0072/1	—	C	"
3110	Bracket, link, pin		0012	—	C	"
3057	Bush, bearing, wheels, front and rear		0051	—	C	"
3085	Bush, pivot		0045	—	C	"
3064	Cable, brake		0095	—	C	"
3114	Cam		BH62	—	C	"
3058	Cap, hub		0065	—	C	"
3111	Chain, link pin	C/w split pin	0012/2	—	C	"
3067	Cleat, pivot main frame		0090	—	C	"
3077	Collar, special, front and rear axles		0052	—	C	"
3088	Drawbar, complete		0018	—	A	"
3090	Eye, drawbar (2 in.)		0029	—	A	"
3082	Frame, complete, welded assy		0001	—	A	"
3091	Frame, turntable assy.		0016	—	A	"
3068	Handle, operating		0086	—	C	"
3104	Leaf, bottom		0071/5	—	C	"
3103	Leaf, fourth		0071/4	—	C	"
3107	Leaf, fourth		0070/4	—	C	"
3069	Leaf, spring, main lever		0080	—	C	"
3102	Leaf, third		0071/3	—	C	"
3106	Leaf, third		0070/3	—	C	"
3062	Lever, brake, assy.	C/w control	0092	—	C	"
3115	Lever, cam		B.H.63	—	C	"
3099	Link, lugged		0075	—	C	"
3100	Link, plain		0074	—	C	"
3108	Link, trailing, complete		0030	—	C	"
3119	Nut (special), cam lever		BH64	—	C	"
3092	Nut, eyebolt, spring retaining	3/8 in. Whit. (special)	0026	—	C	"

RESTRICTED

RESTRICTED

STORAGE EQUIPMENT

SECTION 4D—cont.

1	2	3	4	5	6	7
	TRAILER, 4-wheeled—cont.	(2 ton capacity)				
	Spares—cont.					
3112	Panel, front	0035	—	each	
3113	Panel, side and rear	Interchangeable	0034	—	each	
3093	Pin, cotter	Special	0026/2	—	..	
3078	Pin, split	$\frac{3}{8}$ in. \times 2 $\frac{3}{8}$ in. for front and rear axles	0053	—	..	
3079	Plate, clamping	For front and rear axles	0057	—	..	
3070	Pulley, cable	0093	—	..	
3071	Rack	0083	—	..	
3116	Shoe, brake	C/w lining	BH60	—	..	
3095	Spring, drawbar 2 in.	0024	—	..	
3094	Spring, drawbar 5 $\frac{1}{2}$ in.	0023	—	..	
3101	Spring, front complete	0071	—	..	
3117	Spring, pull-off	BH61	—	..	
3105	Spring, rear complete	0070	—	..	
3072	Stud, adjuster	0101	—	..	
3073	Stud, pulley	0099	—	..	
3086	Turntable complete, welded assy	0041	—	..	
3059	Washer, felt	0069	—	..	
3087	Washer, special	0046	—	..	
3118	Washer, special	BH65	—	..	
3055	Wheel, front	Iron 16 in. dia \times 4 in. crown face with cast brake drum.	0064	—	..	
3056	Wheel, rear	Iron	0063	—	..	
3061	Wheel, front	Rubber band tyre	0117	—	..	
3060	Wheel, rear	Rubber band tyre	0116	—	..	
2348	TRANSPORTER, pallet, pedestrian operated:—	Battery operated 4,500 lb capacity		1	..	
	Spares:—					
2548	Actuator	302-16	1	..	
2549	Actuator	302-18H	1	..	
2670	Actuator, Micro-switchettes	302-18	—	..	

RESTRICTED

RESTRICTED

STORAGE EQUIPMENT

SECTION 4D—cont.

1	2	3	4	5	6	7	
	TRANSPORTER, pallet, pedestrian operated	Battery operated 4,500 lb capacity					
	<i>cont.</i>						
2955	Battery	Exide. Ironclad 8 cells Type TLU70. 5-hour capacity, 154 amps. No. 141733. Size 2 ft 4½ in. × 6½ in. × 22 in.		—	B	each	
3150	Block, terminal	4 way	5042-04	—	B B B B B B B B B B	“	
3149	Block, terminal	9 way	5042-09	—		“	
3263	Brake drum	B12606	—		“	
2993	Brake shoe assy. R.H.	2000560/R	—		“	
2992	Brake shoe assy. L.H.	2000560/L	—		“	
2546	Brushes, motor, hydraulic	D11207	1		“	set
2545	Brushes, motor, traction	D11208	1		“	“
2990	Bush	5001-31	—		“	each
2988	Bush	Z10127	—		“	“
3017	Cap, rubber (towards)	1000047	—		“	“
3019	Cap, rubber (away)	1000048	—	“	“	
2562	Chain, primary	T11512	1	A	“	
2561	Chain, triple drive	T11511	1	A	“	
3130	Charger, assy	4001062	—	A	“	
3210	Control, handle cables	2000152	—	A	“	
2570	Contact, sub-assembly	3000001	1	A	“	
2571	Control, unit	4000115/1	1	A	“	
2551	Fuse, assembly	5041-01	1	A	“	
2550	Hose, flexible	G10211	1	C	“	
2987	Lead in roller	N10A13405	1	C	“	
2989	Lead in roller	A13410	—	C	“	
2543	Lock, door	1000998/R	1	B	“	
2991	Locknut, ¾ B.S.F.	2691-12	—	C	“	
2997	Loom, control, castle	2000153/1	—	C	“	
2555	Loom, control head	3000101	1	B	“	
2956	Metrosil, type L.C.	C12105	—	B	“	
2572	Motor, drive	4000402/1	1	A	“	

RESTRICTED

RESTRICTED

STORAGE EQUIPMENT

SECTION 4D cont.

1	2	3	4	5	6	7
TRANSPORTER, pallet, pedestrian operated						
<i>---cont.</i>						
	Spares					
2996	Pin, pivot		A13126	—		each
2690	Plug, charging, 2 pin		Z20116	—		
2574	Pot. cut out		3000461/7	1	A	
2573	Pump and motor		G0108	1	A	
2552	Resistance field		5000-17	1	C	
2553	Resistance, tapped		5000-39	1	C	
2560	Ring "O"		5002-15	1	C	
2558	Ring "C"		5002-16	1	C	
2559	Ring, wiper		6000061	1	C	
3002	Screw		1051-24	—		
2999	Screw		1141-24	—		
3000	Screw		1272-14	—		
3001	Screw, locking		1071-06	—		
3003	Screw, locking		Z14613	—		
2557	Seal, chevron		6000065	1	B	
3018	Snail, cable		1000490	—		
2995	Spindle		A13457	—		
2566	Spindle, drive with sprocket		F12203	1	B	
2563	Sprocket, drive, primary		T10713	1	A	
2565	Sprocket, primary		T10716	1	A	
2564	Sprocket, drive, secondary		T10715	1	A	
2984	Switch, key		302/07	1	D	
2547	Switch, limit, lift		302/09	1	D	
2569	Switch, solenoid		V1704/E	1	B	
2669	Switchettes, micro		302-15	1	B	
2554	Trail wheel assy, steel		R0805A	1	A	
3016	Trail wheel, fork		300707	1	A	
2568	Valve, solenoid		1001830	1	A	
2567	Wheel, drive and tyre		3000907	1	B	
2247	TRAY, cable harco	9 in x 16G., mild steel, self colour		—		

RESTRICTED

RESTRICTED

STORAGE EQUIPMENT

SECTION 4D—cont.

1	2	3	4	5	6	7
	TRAYS, crystal storage:—					
2282	5-space	} 22 in. x 15½ in. x 4½ in.	} Coastal Com., 306	—	P	each
2281	10-space			Coastal Com., 306		—
	TRAYS, sparking plug storage:—	A.S.U. only	GS.939			
1743	No. 1	½ in. holes	DISG Stores 939 & 1573	—	P	..
1704	No. 2	¾ in. holes	DISG Stores 939 & 1573	—	P	..
1705	No. 3	1 in. holes	DISG Stores 939 & 1573	—	P	..
	TROLLEYS:—					
2023	Cased propellor		KID SKETCH 755 Sheets 1-6	—	A	..
2526	Composite tool kits, complete				A	..
223	Platform	5 ft x 3 ft		—	A	..
	Wheels, pneumatic tyred —					
	Consisting of					
—	Covers	10 in. x 3 in. Reference 16T 754		—	—	—
—	Tubes	10 in. 3 in Reference 16T 755		—	—	—
—	Wheels	10 in. 3 in. Reference 4GP 3621		—	—	—
2634	Step, one wheel locking device		HQMC/74014 SE80	—	A	each
3143	Step, two wheel locking device			—	A	..
	TRUCKS, case, warehouse:—					
240	17 in. 22 in.		GS.89	—	A	..
241	36 in. 24 in.		GS.88	—	A	..
	TRUCKS, elevating platform:—					
1029	Type A	(capacity, one ton	KID SKETCH 1268	—	A	..
2014	Platforms	Four-way entry, 3 in. x 36 in. Height to underside of platform, 10 in.	KID SKETCH 780	—	A	..

RESTRICTED

RESTRICTED

STORAGE EQUIPMENT

SECTION 4D—cont.

1	2	3	4	5	6	7
	TRUCKS, pallet, hand operated—cont.					
	Spares— cont.					
2767	Seal, rubber ram		—	C	each
2769	Seal, rubber ram		—	C	"
2944	Spindle, front wheels		—	D	"
2943	Spindle, rear wheels		—	D	"
2941	Wheel, rear		—	A	"
	TRUCKS, sack:—					
228	Cast iron or solid rubber tyres	35MU/1235M	—	A	"
230	Wheels, cast iron		2	A	"
231	Wheels, solid rubber tyre		2	A	"
2231	Wheels, solid rubber tyre	Axle size 1 in., wheel size (ext. dia) 7½ in., hub width 2 1/16 in., hub bore 1 1/16 in.				
		Axle size ¾ in., wheel size (ext. dia) 9 in., hub width 1 3/4 in., hub bore ¾ in.		2	C	"
2937	TRUCK, sack, tubular steel	Modified ref. No. 228		—	A	"
2260	TRUCK, shelf, hand, 3 steel trays	2 swivel, 2 rigid castors, rubber tyres		—	A	"
2032	TRUCKS, tubular steel	Complete with wooden platform and hinged wood-end sides. Fitted with pneumatic tyred wheels 16 in. × 3 in.		—	A	"
	Spares: -					
2970	Wheels	C/w pneumatic tyres and tubes		2	A	"
2355	TRUCK, "Sherpa" Mark 2					
	Spares:—					
2751	Bolt, anchor	For chain	21-AA-1538/3	—	B	"
2763	Bolt, backplate roller	21-AA-1670	—	B	"
2737	Bush	For handle fork	32-AA-1581	—	B	"
2746	Bush, ram end	32-AA-1532A	—	B	"
2753	Bush, reservoir	101420	—	C	"
2726	Cam, release lever	32-AA-1517	—	C	"
2747	Cap, ram seal	32-AA-1532B	—	C	"
2723	Cap, release valve	32-AA-1513AB	—	C	"

RESTRICTED

RESTRICTED

STORAGE EQUIPMENT

SECTION 4D—cont.

1	2	3	4	5	6	7
	TRUCK, "Sherpa" Mark 2—cont.					
	Spares—cont.					
2714	Cap, safety valve		32-ES-5041	—	C	each
2743	Cap, top		32-AA-1534	—	B	
2678	Castor, complete		1622	—	B	
2749	Chain, 99 links		Reynolds 120056	—	B	
2764	Circlip, back plate roller		21-AA-1037	—	C	
2748	Circlip, ram seal cap		32-AA-1532C	—	C	
2717	Cone, safety valve		21-AA-5113	—	D	
2742	Cylinder, ram		32-AA-1527	—	A	
2744	Cylinder, S.A. Sump		21-AA-5061	—	A	
2730	Filter, suction valve		32-AA-1506	—	C	
2725	Handle, assy release lever		21-AA-5083	—	D	
2724	Lever, release valve		21-AA-5059	—	D	
2750	Link, chain connecting		Reynolds 26	—	D	
2715	Lock nut, safety valve		32-ES-5043	—	C	
2734	Pin, piston link		32-AA-1552	—	C	
2755	Pin, pulley fork		32-AA-1537	—	C	
2721	Pin, release valve		32-AA-2195	—	C	
2733	Piston end		32-AA-1553	—	D	
2732	Piston, single acting		32-AA-1503/5	—	B	
2731	Pump body		32-AA-1501/S	—	A	
2710	Pump and ram unit		21-AA-5063	—	A	
2752	Pulley wheel assembly		21-AA-5077	—	A	
2745	Ramrod, c/w ram end		32-AA-5007	—	A	
2760	Rivet, pallet wheel		21-AA-5033	—	B	
2762	Roller, back plate		21-AA-1669	—	B	
2713	Screw, safety valve		32-ES-5037	—	D	
3260	Seal		Dowty PP51/16	—	C	
2696	Seal	Part of Jack Assembly No. S/HT2/1501		—	C	
3257	Seal, bonded, safety valve		Dowty PP45-D	—	C	
3259	Seal, piston		Dowty PP51/12	—	C	
3262	Seal, ram		Dowty 5400-828	—	C	
3261	Seal, ramwiper		Dowty PP51/21	—	C	

RESTRICTED

RESTRICTED

STORAGE EQUIPMENT

SECTION 4D—cont.

1	2	3	4	5	6	7
	TRUCK "Sherpa" Mark 2—cont.					
	Spares:—cont					
3258	Seal, release valve					each
3215	Seal, type U-ring					
2738	Spacer	For handle fork				
2761	Spring, pedal return					
2727	Spring, release lever return					
2722	Spring, release valve					
2765	Strip, rubbing					
2716	Spring, safety valve					
2735	Twieklip, 2 in	For piston link pan				
2711	Valve, pressure, non-return, assy					
2728	Valve, suction, non-return					
2736	Washer, friction	For foot pedal				
2712	Washer, pressure non-return valve					
2711	Washer, ram cylinder					
2718	Washer, release valve					
2719	Washer, release valve					
2729	Washer, suction valve					
2740	Washer, sump cylinder bottom					
2739	Washer, sump cylinder, top					
2757	Wheel, castor					
2756	Wheel, man					
2759	Wheel, pallet					
2758	Wheel, pivot					
2754	Wheel, pulley					
2263	TRUCK "Sherpa" Mark 3B					
	Spares:—					
2781	Wheels, front	On axle assy with fixing screws and washers	S/3B/3511 S/3B/3505			

RESTRICTED

RESTRICTED

STORAGE EQUIPMENT

SECTION 4D—cont.

1	2	3	4	5	6	7
2640	TRUCK, "Sherpa" Mark 31X modified		—	A	each
	Spares:—					
3267	Piston		—	B	"
3268	Piston, cylinder		—	B	"
3255	Pump, cylinder plunger		—	B	"
3269	Seal, "O" ring	For piston and cylinder		—	B	"
	TUBES, steel, sealed					
3159	2 in. o/d × 6 S.W.G.	2 ft 6 in. long		—	B	l'gth
3160	2 in. o/d × 6 S.W.G.	3 ft long		—	B	"
3161	2 in. o/d × 6 S.W.G.	4 ft long		—	B	"
3162	2 in. o/d × 6 S.W.G.	6 ft long		—	B	"
3163	2 in. o/d × 8 S.W.G.	12 ft long		—	B	"
3164	2 in. o/d × 6 S.W.G.	15 ft long		—	B	"

RESTRICTED

RESTRICTED

STORAGE EQUIPMENT

SECTION 4D—cont.

INDEX TO REFERENCE NUMBERS

Ref. No.	Page No.	Ref. No.	Page No.	Ref. No.	Page No.	Ref. No.	Page No.	Ref. No.	Page No.	Ref. No.	Page No.	Ref. No.	Page No.	Ref. No.	Page No.	Ref. No.	Page No.	Ref. No.	Page No.
223	19	1683	8	2014	19	2147	20	2231	21	2356	6	2569	18	2715	22	2749	22	2948	4
228	21	1684	9	2020	6	2148	3	2237	5	2358	7	2570	17	2716	23	2750	22	2949	3
230	21	1685	9	2021	20	2149	1	2238	20	2359	6	2571	17	2717	22	2751	21	2953	3
231	21	1686	9	2022	20	2150	1	2239	6	2360	6	2572	17	2718	23	2752	22	2954	2
240	19	1687	9	2023	19	2151	1	2240	6	2522	4	2573	18	2719	23	2753	21	2955	17
241	19	1688	9	2031	13	2152	1	2241	6	2523	4	2574	18	2721	22	2754	23	2956	17
321	7	1689	9	2032	21	2153	1	2242	5	2524	4	2578	6	2722	23	2755	22	2960	11
322	7	1690	9	2044	1	2154	2	2244	6	2525	4	2579	6	2723	21	2756	23	2961	11
323	7	1691	9	2059	3	2155	2	2245	1	2526	19	2583	4	2724	22	2757	23	2962	11
324	7	1692	9	2064	3	2156	2	2246	6	2543	17	2597	6	2725	22	2758	23	2963	11
325	7	1693	9	2070	12	2157	2	2247	18	2545	17	2607	2	2726	21	2759	23	2964	11
326	7	1694	9	2072	3	2158	2	2248	13	2546	17	2608	2	2727	23	2760	22	2965	11
327	7	1695	9	2078	3	2159	2	2249	14	2547	18	2612	12	2728	23	2761	23	2966	11
437	2	1696	9	2081	12	2166	7	2257	2	2548	16	2613	12	2729	23	2762	22	2967	11
438	7	1697	9	2094	3	2167	7	2258	20	2549	16	2619	2	2730	22	2763	21	2970	21
457	5	1698	9	2095	3	2169	5	2260	21	2550	17	2620	12	2731	22	2764	22	2971	2
810	7	1699	9	2096	3	2170	5	2262	3	2551	17	2634	19	2732	22	2765	23	2973	13
1020	19	1700	9	2097	3	2175	4	2263	23	2552	18	2636	4	2733	22	2766	20	2974	14
1103	12	1701	10	2098	3	2176	4	2264	5	2553	18	2637	4	2734	22	2767	21	2975	2
1254	8	1702	10	2100	4	2177	4	2265	3	2554	18	2638	4	2735	23	2768	20	2976	11
1270	10	1703	19	2103	5	2179	1	2266	20	2555	17	2639	4	2736	23	2769	21	2977	11
1271	10	1704	19	2104	5	2180	13	2267	6	2557	18	2640	24	2737	21	2770	20	2978	12
1272	10	1705	19	2105	5	2190	1	2277	13	2558	18	2669	18	2738	23	2781	23	2979	12
1312	2	1713	3	2106	5	2191	1	2281	19	2559	18	2670	16	2739	23	2787	20	2980	11
1313	1	1714	3	2107	5	2192	1	2282	19	2560	18	2676	16	2740	23	2788	20	2981	11
1314	8	1715	3	2108	5	2193	3	2298	1	2561	17	2678	22	2741	23	2789	20	2982	11
1458	2	1716	3	2109	5	2203	1	2299	1	2562	17	2690	18	2742	22	2790	20	2983	11
1572	7	1725	10	2110	5	2204	2	2308	6	2563	18	2696	22	2743	22	2837	21	2984	18
1677	8	1726	6	2111	5	2205	2	2316	13	2564	18	2710	22	2744	22	2940	6	2987	17
1679	8	1729	8	2123	5	2206	2	2340	13	2565	18	2711	23	2745	22	2941	21	2988	17
1680	8	1730	8	2124	6	2207	1	2341	13	2566	18	2712	23	2746	21	2942	20	2989	17
1681	8	1733	13	2127	7	2212	5	2348	16	2567	18	2713	22	2747	21	2943	21	2990	17
1682	8	2000	4	2132	20	2217	5	2355	21	2568	18	2714	22	2748	22	2944	21	2991	17

RESTRICTED

RESTRICTED

**STORAGE EQUIPMENT
SECTION 4D—cont.**


INDEX TO REFERENCE NUMBERS

Ref. No.	Page No.	Ref. No.	Page No.	Ref. No.	Page No.	Ref. No.	Page No.	Ref. No.	Page No.	Ref. No.	Page No.	Ref. No.	Page No.	Ref. No.	Page No.	Ref. No.	Page No.	Ref. No.	Page No.
2992	17	3037	13	3072	16	3106	15	3215	23	3328	4								
2993	17	3038	14	3073	16	3107	15	3216	11	3329	4								
2995	18	3039	13	3074	14	3108	15	3217	11										
2996	18	3040	14	3075	14	3109	14	3218	11										
2997	17	3041	13	3076	15	3110	15	3220	6										
2998	6	3042	13	3077	15	3111	15	3221	5										
2999	18	3043	14	3078	16	3112	16	3237	4										
3000	18	3044	14	3079	16	3113	16	3255	24										
3001	18	3045	14	3080	14	3114	15	3257	22										
3002	18	3046	14	3081	14	3115	15	3258	23										
3003	18	3047	14	3082	15	3116	16	3259	22										
3013	4	3048	13	3083	14	3117	16	3260	22										
3014	4	3049	13	3084	15	3118	16	3261	22										
3016	18	3050	14	3085	15	3119	15	3262	22										
3017	17	3051	13	3086	16	3125	4	3263	17										
3018	18	3052	14	3087	16	3126	4	3264	20										
3019	17	3053	13	3088	15	3128	11	3265	20										
3020	14	3054	14	3089	14	3129	11	3266	3										
3021	14	3055	16	3090	15	3130	17	3267	24										
3022	13	3056	16	3091	15	3132	20	3268	24										
3023	13	3057	15	3092	15	3133	20	3269	24										
3024	14	3058	15	3093	16	3143	19	3279	11										
3025	14	3059	16	3094	16	3146	20	3280	11										
3026	14	3060	16	3095	16	3149	17	3281	11										
3027	14	3061	16	3096	15	3150	17	3282	11										
3028	13	3062	15	3097	15	3159	24	3283	12										
3029	13	3063	14	3098	15	3160	24	3284	11										
3030	14	3064	15	3099	15	3161	24	3286	11										
3031	14	3066	11	3100	15	3162	24	3287	11										
3032	13	3067	15	3101	16	3163	24	3288	11										
3033	13	3068	15	3102	15	3164	24	3289	11										
3034	13	3069	15	3103	15	3165	2	3290	11										
3035	13	3070	15	3104	15	3210	17	3291	11										
3036	14	3071	15	3105	15	3214	20	3292	11										


DBA9893 441984/WL 27975/BN3564 2,900 8/64 J.T.&S. Ltd. Gp. 492/1

RESTRICTED


RESTRICTED




APPENDIX 1




APPENDIX 2




APPENDIX 3




APPENDIX 4




APPENDIX 5




APPENDIX 6



APPENDIX 7



APPENDIX 8



APPENDIX 9

RESTRICTED

Issued with A/L 229

**AIR PUBLICATION 1086
BOOK 15
SECOND EDITION**

**SECTION 4DA
BRITANNIA FREIGHT LIFT PLATFORM
AND SPARES**

**Items in Section 4DA
are covered by
VOTE 7F1a**

RESTRICTED

**VOCABULARY OF ROYAL AIR FORCE EQUIPMENT
BRITANNIA FREIGHT LIFT PLATFORM AND SPARES**

**SECTION 4DA
(22nd June, 1964)**

Ref. No.	Nomenclature	Detail	Drawing or Part No	No. On	Class of Store	Denom. of Qty.
1	2	3	4	5	6	7
2259	PLATFORM, Freight Lift:—	For Britannia aircraft	G.E. 10830	1	A	each
	Spares:—					
2687	Accelerator Assembly		X. 70404B	1	E	"
2367	Arm, lifting	C/w rubber block	G.E. 10966	2	E	"
2576	Arm, towing		G.E. 11007	1	A	"
2910	Axle, roller		GE. 10207	1	B	"
2911	Axle, roller		GE. 11317	1	B	"
2855	Bar, clamping		GE. 10173/1	1	B	"
2856	Bar, clamping		GE. 10173/2	1	E	"
2452	Bar, moving		Donovan Ltd. 32331	1	B	"
2486	Bar, terminal		H. J. Scott & Co. 203885TB	1	B	"
2873	Base		GE. 11296	1	E	"
2812	Beam assembly		GE. 10708	1	B	"
2919	Beam assembly, intermediate		GE. 10664/Slit. 2	1	A	"
2793	Beam, main assembly		GE. 10805	2	A	"
2626	Beam, side assembly		GE. 10680	2	A	"
2591	Beam, transverse (end)		GE. 10658/Sht. 2	1	A	"
2431	Bearing, flanged, drive pulleys		GE. 10607	4	E	"
2430	Bearing, flanged, lift pulleys		GE. 10601	1	E	"
2432	Bearing, needle		1NA Needle Bearing Co. NK1/75/35	2	B	"

A/L. 229

RESTRICTED

RESTRICTED

BRITANNIA FREIGHT LIFT PLATFORM AND SPARES

SECTION 4DA—cont.

1	2	3	4	5	6	7
	PLATFORM, Freight Lift—cont.					
	<i>Spares—cont.</i>					
2407	Bearing, needle assembly	INA. Needle Bearing Co. NK1/90/26	2	B	each
2517	Bearing, output shaft, front	Crofts, OCT/1804/59/1/D	1	E	"
2516	Bearing, output shaft, rear	Crofts, OCT/1804/59/1/C	1	E	"
2515	Bearing, second reduction pinion	Crofts, OCT/1804/59/1/A	2	E	"
2771	Block, Bi-planner	GE. 10651	1	B	"
2840	Block, Bi-planner	GE. 10653	1	E	"
2826	Block, cable stowage	C/w stud.	GE. 11026	1	E	"
2947	Block, coplaner	GE. 11001	1	E	"
3134	Block, rubber	GE. 10680-2	1	C	"
2391	Block, screw jack	GE. 10796	2	B	"
2593	Block, spacer	G.E 10985	1	C	"
2366	Block, trunnion	For coupling	Laycock Eng. Co. Co. 67022	6	E	"
2878	Body, plunger	GE. 11341	1	B	"
2470	Bolt, $\frac{5}{8}$ in. wormwheel rim	Holroyd & Co. Ltd. 5/5335/E	6	E	"
2913	Boss	GE. 10968	1	E	"
2893	Boss, jury strut	GE. 11231	1	E	"
2466	Box, control, hand	GE. 10787	1	A	"
2441	Box, control and resistance	Donovan Ltd. 59/1999	—	A	"
2631	Bracket	GE. 10810	1	E	"
2908	Bracket, L.H.	GE. 10206/1	1	B	"
2909	Bracket, R.H.	GE. 10206/2	1	B	"
2915	Bracket, Assembly, End attachment	GE. 11072	1	B	"
2916	Bracket assembly, intermediate	GE. 11073	1	B	"
2796	Bracket, drive unit, L.H.	GE. 10950/1	1	E	"
2797	Bracket, Drive unit, R.H.	GE. 10950/2	1	E	"

RESTRICTED

RESTRICTED

BRITANNIA FREIGHT LIFT PLATFORM AND SPARES

SECTION 4DA—cont.

1	2	3	4	5	6	7
	PLATFORM, Freight Lift—cont.					
	<i>Spares—cont.</i>					
2920	Bracket, End	GE.10884/1	1	A	each
2921	Bracket, End	GE.10884/2	1	A	"
2617	Bracket, hinge, L.H.	GE.10868-1	1	C	"
2616	Bracket, hinge, R.H.	GE.10868-2	1	C	"
2922	Bracket, intermediate	GE.10706	1	A	"
2803	Bracket, Power pack	GE.11001	1	A	"
2839	Bracket, roller	GE.10671	1	A	"
2842	Bracket, roller	GE.10328	1	A	"
2795	Bracket, L.H. strut	GE.10949/1	1	B	"
2799	Bracket, L.H. strut	GE.10951/1	1	B	"
2662	Bracket, R.H. strut	GE.10949/2	1	B	"
2663	Bracket, R.H. strut	GE.10951/2	1	B	"
2928	Brake assembly, D.C., disc	Simmonds Electric 8902	1	B	"
2488	Brush	H. J. Scott & Co. 1135	2	C	"
2905	Buffer assembly	GE.11089	1	B	"
2853	Bush	GE.10167	1	A	"
2800	Bush	GE.10870	1	A	"
2811	Bush	GE.10871	1	A	"
2806	Bush	GE.10872	1	A	"
2884	Bush	GE.10873	1	A	"
2897	Bush	GE.10932	1	A	"
2912	Bush	GE.10947	1	A	"
3137	Bush	GE.11075	1	A	"
2864	Bush, clamping	GE.10899	1	A	"
2917	Bush, flanged	GE.11071	1	A	"
2798	Bush, flanged bearing	GE.11076	1	C	"
2890	Bush, top collar	GE.10984	1	A	"
2400	Cable assembly, 80 cwt	GE.10656	2	A	"
2396	Cable assembly, 160 cwt	GE.10972	2	A	"
2399	Cable assembly, 160 cwt	GE.10973	2	A	"

RESTRICTED

RESTRICTED

BRITANNIA FREIGHT LIFT AND PLATFORM SPARES

SECTION 4DA—cont.

1	2	3	4	5	6	7
	PLATFORM, Freight Lift—cont.					
	spares—cont.					
3144	Cable assembly	GE.11300/5	1	A each
2895	Carrier assembly, pulley	GE.10913	1	B " "
2481	Cap, bearing inner	H. J. Scott & Co. Ltd. K2-7	1	B " "
2479	Cap, drive end	H. J. Scott & Co. K2-6H	1	B " "
2408	Cap, end	GE.10901	1	B " "
2852	Cap, end	GE.10166	1	B " "
2472	Cap, wheelshaft bearing	Holroyd Co. Ltd. 9/5335/E	1	B " "
2471	Cap, wormshaft bearing	Holroyd & Co. Ltd. 7/5335/E	1	B " "
2456	Capsules, fluid 20 c.s.	Donovan Ltd.	1	B " "
2436	Carton, c/w wheel	Flexello, K.V. 10 RXB	1	B " "
2401	Chain assembly	GE.10750	2	A " "
2409	Chainwheel	GE.10889	4	A " "
2807	Clamp	GE.10846	1	B " "
2491	Coil, brake	Simmonds Elec.	1	A " "
2446	Coil (P)	Donavon Ltd. 30Z 8000	1	B " "
2445	Coil (U.D.F.B.)	Donavon Ltd. 26½ Z.3500	3	B " "
2887	Collar, R.H. top	GE.10875	1	B " "
2888	Collar, L.H. top	GE.10866	1	B " "
2614	Compensating lever	Donovan Ltd.	1	C " "
2443	Contacts, fixed	Donovan Ltd. 80269	7	B " "
2453	Contacts, fixed	Donovan Ltd. 32330	3	B " "
2457	Contacts, interlock	Donovan Ltd. AB957	1 set	B " "
2442	Contacts, moving	Donovan Ltd. 21071	7	B " "

RESTRICTED

RESTRICTED

BRITANNIA FREIGHT LIFT PLATFORM AND SPARES

SECTION 4DA—cont.

1	2	3	4	5	6	7
	PLATFORM, Freight Lift—cont.					
	Spares—cont.					
2686	Contacts, assembly double pole	Donovan Ltd. ×70398B	1	B	each
2846	Control assembly, platform travel	G.E10158	1	A	"
2847	Control assembly, platform travel	GE.10159	1	A	"
3145	Control, box	Donovan Elec. Co. D55M	1	B	"
2925	Coupling, flanged	GE.10881	1	B	"
2467	Coupling, gearbox assembly	GE.11237	1	A	"
2365	Coupling, "Layrub"	Laycock Eng. Co. No. 6604	1	B	"
2410	Coupling, splined	GE.10340	1	B	"
2364	Coupling, splined, gearbox/coupling	GE.10334	1	B	"
2489	Cover, brake	H. J. Scott & Co. Ltd. 7378Q	1	A	"
2499	Cover, slow speed end and oil seal housing	Crofts/OCT/1804/ 59/1/6	1	C	"
3136	Cross member	GE.10201	1	B	"
2447	Disc control interlock assembly	Donovan Ltd. 22661B	2	C	"
3139	Distance, tube	GE.10679-1	1	B	"
3140	Distance, tube	GE.10679-2	1	B	"
2858	Drive assembly, chainwheel	GE.10296	1	A	"
2837	Drive unit assembly	GE.10679	1	A	"
2605	Drive unit assembly, L.H.	GE.10833	1	A	"
2606	Drive unit assembly, R.H.	GE.10834	1	A	"
2901	Eyebolt	GE.11130	1	B	"
2821	Fairing assembly, Aft. end	GE.11430	1	B	"
2392	Feet-Jack	GE.10774	2	R	"
3138	Fibre	GE.11024	1	B	"
2382	Fitting, ramp joint	GE.10312	1	E	"
2438	Fitting, saddle, pulley shaft	GE.10917	2	B	"
2666	Fluid, accelerator Relay	Midland Silicones MS/200/20CS	—	—	C	"

RESTRICTED

RESTRICTED

BRITANNIA FREIGHT LIFT PLATFORM AND SPARES

SECTION 4DA—cont.

1	2	3	4	5	6	7
	PLATFORM, Freight Lift—cont.					
	Spares—cont.					
2844	Fork end adjustable	GE.10748	1	<i>E</i>	each
2502	Gasket, Cartridge	Crofts OCT/1804/ 59/1/9	1	<i>E</i>	"
2500	Gasket, slow speed end and oil housing	Crofts OCT/1804/ 59/1/7	1	<i>E</i>	"
2478	Gasket, terminal block	H. J. Scott & Co. 7377R	1	<i>E</i>	"
2483	Gasket, terminal block	H. J. Scott & Co. 1327	1	<i>E</i>	"
2495	Gear unit, double reduction	Crofts OCT/1804/ 59/1	1	A	"
2463	Glass (red) and fittings..	Donovan Ltd. 7313	1	<i>E</i>	"
2841	Grip, cable	GE.10676	1	<i>E</i>	"
2418	Guard assembly, aft end pulley, L.H.	GE.11100/2	1	A	"
2417	Guard assembly, aft end pulley, R.H.	GE.11100/1	1	A	"
2868	Guard assembly, rear pulley, L.H.	GE.11141/2	1	B	"
2867	Guard assembly, rear pulley, R.H.	GE.11142/1	1	B	"
2892	Guard, cable	GE.11200	1	<i>E</i>	"
2439	Guard pulley	GE.10916	1	B	"
2393	Handwheel	GE.10938	2	B	"
2484	Holder, brush	H. J. Scott & Co. 1085	2	<i>E</i>	"
2389	Hook, ½ ton swivel	Davey & Co. 3903	2	<i>E</i>	"
2411	Housing, bearing	GE.10222	1	A	"
2834	Housing, bearing	GE.10490	1	A	"
2828	Housing, spindle	GE.10610	1	B	"
2451	Insulator, flash guard	Donovan Ltd. 26770	14	<i>E</i>	"
2419	Joint assembly, swivel, male	GE.11010	1	B	"
2420	Joint assembly, swivel, female	GE.11017	1	B	"

RESTRICTED

RESTRICTED

BRITANNIA FREIGHT LIFT PLATFORM AND SPARES

SECTION 4DA—cont.

1	2	3	4	5	6	7
	PLATFORM, Freight Lift—cont.					
	<i>Spares—cont.</i>					
2465	Key, control box cover	Dovonan Ltd. 60316	1	E	each
2504	Key, first reduction, pinion	Crofts OCT/1804/ 59/1/11	—	A	"
2506	Key, first reduction, wheel	Crofts OCT/1804/ 59/1/16	—	A	"
2513	Key, second reduction, wheel	Crofts OCT/1804/ 59/1/26	—	A	"
2929	Ladder, step-extension	GE.11099	1	A	"
2421	Lever, trip	GE.10161	1	A	"
2477	Lid, terminal box	H. J. Scott & Co. Ltd. 7376C	1	E	"
2492	Lining, brake c/w rivets	Simmonds Elec.	1	E	"
2869	Lock assembly, cable stowage	GE.11280	1	B	"
2816	Lug attachment, c/w bush	GE.11074/1	1	B	"
2817	Lug attachment, c/w bush	GE.11074/2	1	B	"
2815	Lug attachment, forwarded end	GE.10722	1	E	"
2819	Lug attachment, rear end	GE.10724	1	E	"
2914	Lug, picket	GE.11028	1	E	"
2946	Lug, towing	GE.11002	1	B	"
2476	Motor, electric 112 volt	H. J. Scott & Co. 5K2 x D	1	A	"
2885	Mounting, post	GE.10874	1	B	"
2851	Nut, knurled	GE.10165	1	C	"
2449	Nut, long, slotted contact attachment	Donovan Ltd. 13340A	7	C	"
2898	Nut, pulley shaft	GE.10919	1	C	"
2394	Pad, foot bearing	GE.10771	2	E	"
2813	Panel, access	GE.10716	1	E	"
2814	Panel, access	GE.10717	1	E	"
2827	Panel, access	GE.11139	1	B	"
2372	Panel, platform (honeycomb)	GE.10626	3	E	"
					A/L. 229	

RESTRICTED

RESTRICTED

BRITANNIA FREIGHT LIFT PLATFORM AND SPARES

SECTION 4DA—cont.

1	2	3	4	5	6	7
	PLATFORM, Freight Lift—cont.					
	Spares—cont.					
2520	Panel, top	GE.10204/1	2	B	each
2835	Piece, distance	GE.10319	1	B	"
2653	Pin assembly	attachment to platform	GE.11136	1	B	"
3152	Pin assembly	GE.10299	1	B	"
2927	Pin assembly, retaining	GE.11123	1	B	"
2659	Pin, assembly tie tube and diagonal	GE.11008	1	B	"
2397	Pin, attachment to lift arm	GE.10290	1	B	"
2654	Pin, bracing, strut retaining	GE.11080	1	B	"
2658	Pin, buffer retaining	GE.11094	1	B	"
2655	Pin, drive unit retaining	GE.11081	1	B	"
2422	Pin, guide	GE.11079	2	A	"
2656	Pin, post retaining	GE.10252	1	B	"
2368	Pin, Q.R. Beam attachment	GE.11041	3	B	"
2371	Pin, Q.R. platform attachment	GE.10263	3	B	"
2652	Pin, Q.R. platform fixing	GE.11042	1	B	"
2624	Pin, Q.R. Securing	GE.10977	1	B	"
2661	Pin, retaining, pulley assembly to post	GE.11146	1	B	"
2660	Pin, retaining, pulley guard	GE.10937	1	B	"
2378	Pin, retaining, ramp to attachment	GE.10886	6	B	"
2618	Pin, shackle $\frac{3}{16}$ in. \times 3 in.	Lift arm attachment to beam side assembly	GE.10680/3	1	C	"
2412	Pin, splined, coupling assembly	GE.10345	1	B	"
2604	Pin, strut	GE.10250	1	C	"
2493	Pin, trolley, retaining	GE.10389	2	C	"
2503	Pinions, first reduction	Crofts OCT/1804/ 59/1/10	—	A	—
2511	Pinions second reduction	Crofts OCT/1804/ 5/1/22	—	A	—
2838	Plate	GE.10647	1	B	each
2843	Plate	GE.11134	1	B	"
2870	Plate	GE.11281	1	B	"
2684	Plate, Armature	Parts of electric magnetic brake assembly	Simmonds 8902/9	1	B	"
2849	Plate, Carriage	GE.10163/1	1	B	"

RESTRICTED

RESTRICTED

BRITANNIA FREIGHT LIFT AND PLATFORM SPARES

SECTION 4DA—cont.

1	2	3	4	5	6	7	
	PLATFORM, Freight Lift—cont.						
	Spares—cont.						
2850	Plate, Carriage		GE.10163/2	1	2 3 4 5 6 7 8 9 10 11 12 13 14 15 16 17 18 19 20 21 22 23 24 25 26 27 28 29 30 31 32 33 34 35 36 37 38 39 40 41 42 43 44 45 46 47 48 49 50 51 52 53 54 55 56 57 58 59 60 61 62 63 64 65 66 67 68 69 70 71 72 73 74 75 76 77 78 79 80 81 82 83 84 85 86 87 88 89 90 91 92 93 94 95 96 97 98 99 100 101 102 103 104 105 106 107 108 109 110 111 112 113 114 115 116 117 118 119 120 121 122 123 124 125 126 127 128 129 130 131 132 133 134 135 136 137 138 139 140 141 142 143 144 145 146 147 148 149 150 151 152 153 154 155 156 157 158 159 160 161 162 163 164 165 166 167 168 169 170 171 172 173 174 175 176 177 178 179 180 181 182 183 184 185 186 187 188 189 190 191 192 193 194 195 196 197 198 199 200 201 202 203 204 205 206 207 208 209 210 211 212 213 214 215 216 217 218 219 220 221 222 223 224 225 226 227 228 229 230 231 232 233 234 235 236 237 238 239 240 241 242 243 244 245 246 247 248 249 250 251 252 253 254 255 256 257 258 259 260 261 262 263 264 265 266 267 268 269 270 271 272 273 274 275 276 277 278 279 280 281 282 283 284 285 286 287 288 289 290 291 292 293 294 295 296 297 298 299 300 301 302 303 304 305 306 307 308 309 310 311 312 313 314 315 316 317 318 319 320 321 322 323 324 325 326 327 328 329 330 331 332 333 334 335 336 337 338 339 340 341 342 343 344 345 346 347 348 349 350 351 352 353 354 355 356 357 358 359 360 361 362 363 364 365 366 367 368 369 370 371 372 373 374 375 376 377 378 379 380 381 382 383 384 385 386 387 388 389 390 391 392 393 394 395 396 397 398 399 400 401 402 403 404 405 406 407 408 409 410 411 412 413 414 415 416 417 418 419 420 421 422 423 424 425 426 427 428 429 430 431 432 433 434 435 436 437 438 439 440 441 442 443 444 445 446 447 448 449 450 451 452 453 454 455 456 457 458 459 460 461 462 463 464 465 466 467 468 469 470 471 472 473 474 475 476 477 478 479 480 481 482 483 484 485 486 487 488 489 490 491 492 493 494 495 496 497 498 499 500 501 502 503 504 505 506 507 508 509 510 511 512 513 514 515 516 517 518 519 520 521 522 523 524 525 526 527 528 529 530 531 532 533 534 535 536 537 538 539 540 541 542 543 544 545 546 547 548 549 550 551 552 553 554 555 556 557 558 559 560 561 562 563 564 565 566 567 568 569 570 571 572 573 574 575 576 577 578 579 580 581 582 583 584 585 586 587 588 589 590 591 592 593 594 595 596 597 598 599 600 601 602 603 604 605 606 607 608 609 610 611 612 613 614 615 616 617 618 619 620 621 622 623 624 625 626 627 628 629 630 631 632 633 634 635 636 637 638 639 640 641 642 643 644 645 646 647 648 649 650 651 652 653 654 655 656 657 658 659 660 661 662 663 664 665 666 667 668 669 670 671 672 673 674 675 676 677 678 679 680 681 682 683 684 685 686 687 688 689 690 691 692 693 694 695 696 697 698 699 700 701 702 703 704 705 706 707 708 709 710 711 712 713 714 715 716 717 718 719 720 721 722 723 724 725 726 727 728 729 730 731 732 733 734 735 736 737 738 739 740 741 742 743 744 745 746 747 748 749 750 751 752 753 754 755 756 757 758 759 760 761 762 763 764 765 766 767 768 769 770 771 772 773 774 775 776 777 778 779 780 781 782 783 784 785 786 787 788 789 790 791 792 793 794 795 796 797 798 799 800 801 802 803 804 805 806 807 808 809 810 811 812 813 814 815 816 817 818 819 820 821 822 823 824 825 826 827 828 829 830 831 832 833 834 835 836 837 838 839 840 841 842 843 844 845 846 847 848 849 850 851 852 853 854 855 856 857 858 859 860 861 862 863 864 865 866 867 868 869 870 871 872 873 874 875 876 877 878 879 880 881 882 883 884 885 886 887 888 889 890 891 892 893 894 895 896 897 898 899 900 901 902 903 904 905 906 907 908 909 910 911 912 913 914 915 916 917 918 919 920 921 922 923 924 925 926 927 928 929 930 931 932 933 934 935 936 937 938 939 940 941 942 943 944 945 946 947 948 949 950 951 952 953 954 955 956 957 958 959 960 961 962 963 964 965 966 967 968 969 970 971 972 973 974 975 976 977 978 979 980 981 982 983 984 985 986 987 988 989 990 991 992 993 994 995 996 997 998 999 1000	each	
2374	Plate, cover		GE.10272	1			"
2820	Plate, cover		GE.10177	1			"
2876	Plate, castor lock		GE.11340/1	1			"
2877	Plate, Castor lock		GE.11340/2	1			"
2683	Plate, friction C1		Simmonds 8902/11	1			"
2848	Plate, front		GE.10162	1			"
2872	Plate, height		GE.11283	1			"
2918	Plate, retaining		GE.10969	1			"
2395	Plate, screw, jack retaining		GE.10773	2			"
2772	Plate, Yoke		GE.10647	1			"
2773	Plate, Yoke		GE.11134	1			"
3158	Platform, honeycomb		GE.11192	1			"
2903	Plug, end		GE.11131	1			"
2671	Plug, end for towing arm		GE.11000	1			"
2805	Plug-end, assembly		GE.10842	1			"
2810	Plug-end assembly		GE.10841	1			"
2883	Plug-end assembly		GE.10877	1			"
2886	Plug-end, bottom		GE 10878	1			"
2621	Plug, 4 pin rubber, control			1			"
2473	Plug, oil drain		Holroyd & Co. Ltd 17/5335/E	1		"	
2508	Plug, oil drain		Crofts OCT/1804/ 59/1/18	2		"	
2474	Plug, oil filler and breather		Holroyd Co. Ltd. 18/5335/E	1		"	
2497	Plug, oil filler and breather		Crofts OCT/1804/ 59/1/4	1		"	
2507	Plug, oil level		Crofts OCT/1804/ 59/1/17	1		"	
2510	Plug, plain		Crofts OCT/1804/ 50/1/20	1		"	

A/L. 229

RESTRICTED

RESTRICTED

BRITANNIA FREIGHT LIFT PLATFORM AND SPARES

SECTION 4DA—cont.

1	2	3	4	5	6	7
	PLATFORM, freight lift—cont.					
	spares—cont.					
2879	Plunger	GE.11342	1	C	each
2375	Plunger assembly	GE.10274	1	B	"
2881	Post assembly pulley L.H.	GE.10859	1	B	"
2882	Post assembly pulley R.H.	GE.10860	1	B	"
2831	Pulley	GE.10612	1	B	"
2440	Pulley assembly	GE.10915	2	B	"
2833	Pulley assembly, lift and drive return	GE.10494	1	B	"
2894	Pulley assembly, top of post	GE.10858	1	B	"
2429	Pulley, bank (lift) assembly	GE.10613	1	B	"
2434	Pulley, drive	GE.10612/1	2	B	"
2433	Pulley, lift	GE.10605	4	B	"
2464	Push button, interior	Donovan Ltd. 63408	1	A	"
2907	Rail, assembly	GE.10286	1	B	"
2373	Rail, roller platform end assembly	GE.10280	4	B	"
2380	Ramp attach., ground to platform assy.	GE.10304	1	B	"
2377	Ramp attach., platform to a/c.	GE.10705	19	B	"
2381	Ramp, ground to platform	GE.10318	12	B	"
2383	Ramp, platform to a/c. (freight)	GE.10471	8	B	"
2388	Ramp, platform to a/c. (vehicle)	GE.10472	10	B	"
2458	Relay, magnetic overload, size 2	Donovan Ltd. C.10	1	A	"
2460	Resistor, control, 200 ohms	Donovan Ltd. 2430	1	A	"
2462	Resistor, control, 250 ohms	Donovan Ltd. 2306	2	A	"
2461	Resistor, control, 500 ohms	Donovan Ltd. 2305	1	A	"
2459	Resistor, unit, Metrovic	Donovan Ltd. 69858A	1	A	"
2469	Rim, wormwheel	Holroyd Co. Ltd., 3/5335/E	1	A	"
2413	Ring, dust, needle bearing	GE.10323	1	C	"

RESTRICTED

RESTRICTED

BRITANNIA FREIGHT LIFT PLATFORM AND SPARES

SECTION 4DA—cont.

1	2	3	4	5	6	7
	PLATFORM, freight lift—cont.					
	Spares—cont.					
2414	Ring, dust, needle bearing		GE.10327	1	E	each
2415	Ring, retaining		GE.10322	1	E	"
2416	Rod, clamping		GE.10476	1	E	"
2900	Rod, screwed, pulley guard		GE.10921	1	E	"
2384	Roller		GE.10426	9	E	"
2402	Roller		GE.10673	1	E	"
2403	Roller		GE.10677	1	E	"
2404	Roller		GE.10174	1	E	"
2376	Roller, plain		GE.10346	2	E	"
2369	Roller, platform guide assembly		GE.10941/1	2	A	"
2370	Roller, platform guide assembly		GE.10941/2	2	A	"
2672	Roller, rubber covered		GE.10945	8	A	"
3141	Rope, nylon		GE.10830/23	1	B	"
2594	Rope, ramp retaining		GE.11323	1	A	"
2595	Rope, safety assembly		GE.11133	1	A	"
2398	Screw, adjusting		GE.10971	1	E	"
2423	Screw, adjusting, "down" limit		GE.10164/1	2	E	"
2424	Screw, adjusting, "up" limit		GE.10164/2	2	E	"
3004	Screw, cap socket head		Simmonds 8902/15	1	B	"
2494	Screw, jack		GE.11212	—	A	"
2794	Screw, jack		GE.10806	1	B	"
2490	Screw, $\frac{1}{8}$ in. U.N.C. brake cores		H. J. Scott & Co. 2081	6	C	"
2480	Screw, $\frac{1}{4}$ in. U.N.C. drive end cap		H. J. Scott & Co. 2073	2	E	"
2405	Screwed-eye, L.H. thread		GE.10645	2	B	"
2487	Seal, oil		H. J. Scott & Co., ML100150 $\frac{3}{8}$	1	C	"
2514	Seal, oil, output shaft		Crofts, OCT/1804/ 59/1/30	1	E	"
2475	Seal, oil, worm line		Holroyd Co. Ltd., 21/5335/E	1	E	"

RESTRICTED

RESTRICTED

BRITANNIA FREIGHT LIFT AND PLATFORM SPARES

SECTION 4DA—cont.

1	2	3	4	5	6	7
	PLATFORM, freight lift—cont.					
	Spares—cont.					
2496	Setscrew, cartridge, socket head	Crofts, OCT/1804/ 59/1/2	6		each
2498	Setscrew, slow speed end, cover and oil	Crofts, OCT/1804/ 59/1/5	6		"
2924	Shaft, assembly drive	GE.10342	1	A	"
2501	Shaft, output	Crofts, OCT/1804/ 59/1/8	—	A	"
2896	Shaft, pulley	GE.10914	1	B	"
2518	Shield, arc	Donovan 26770	8	C	"
2854	Shim, packing, end cap	GE.10168	1	C	"
2863	Sleeve, bearing	GE.10498	1	B	"
2865	Sleeve, Clamping	GE.10902	1	B	"
2584	Socket, 4 pin rubber	attached to main beam	—	1	C	"
2435	Spacer	GE.10602	1		"
2829	Spacer	GE.10609	1		"
2830	Spacer	GE.10608	1		"
2860	Spacer	GE.10499	1		"
2861	Spacer	GE.10898	1		"
2862	Spacer	GE.10892	1		"
2871	Spacer	GE.11282	1		"
2801	Spacer, spirit level	GE.10821	1		"
2352	Spanner, assembly, tubular box	GE.11129	1	B	"
3142	Spigot	GE.10852	1	B	"
3155	Spigot	GE.10853	1	B	"
2818	Spigot, forward end	GE.10993	1		"
2379	Spigot, locating 1/4 in. U.N.F.	GE.11125	2		"
2482	Spindle, brush, c/w insulation..	H. J. Scott & Co. 622	2		"
2866	Spindle, chain wheel drive	GE.10477	1	B	"
2387	Spindle, platform attachment	GE.10475	1		"
2386	Spindle, roller, centre and rear	GE.10473	2		"
2385	Spindle, roller, front	GE.10474	1		"

RESTRICTED

RESTRICTED

BRITANNIA FREIGHT LIFT PLATFORM AND SPARES

SECTION 4DA—cont.

1	2	3	4	5	6	7
	PLATFORM, freight lift — cont.					
	Spares—cont.					
2519	Spirit-level, power unit	—	—	A	each
2926	Splined adaptor	GE.10341	1	B	..
2454	Spring	Donovan Ltd. 23917	1	B	..
2455	Spring	Donovan Ltd. 19301	2	B	..
2485	Spring, brush holder	H. J. Scott & Co. 1091	2	C	..
2425	Spring, compression	GE.10169	2	B	..
2880	Spring, compression	GE.11343	1	C	..
2444	Spring, contact	Donovan Ltd. 80269	7	B	..
2448	Spring, fixed contact attachment	Donovan Ltd. 25514A	7	C	..
2808	Strap	GE.11033	1	B	..
2825	Strap, cable stowage, c/w fastener	GE.11025	1	B	..
3135	Strap, stowage	GE.11032	1	B	..
2891	Strap, stowage c/w fastener and stud	GE.11031	1	B	..
2824	Strip, rubbing, bottom	GE.11027/3	1	B	..
2823	Strip, rubbing, centre	GE.11027/2	1	B	..
2822	Strip, rubbing, top	G.E.11027/1	1	B	..
2906	Strut assembly diagonal	GE.10864	1	A	..
2596	Strut, Jury assembly	GE.11232	1	A	..
2774	Strut, post c/w plug ends	GE.10865	1	A	..
2802	Stud, levelling	GE.10820	1	B	..
2426	Stud, switch operating	GE.10172	2	B	..
2390	Thimble	Davey Co. 1195	2	B	..
2902	Tie, bar	GE.11132	1	B	..
2427	Trunnion, spring guide pin	GE.10170	2	B	..
2428	Trunnion, spring guide pin	GE.10326	2	B	..
2804	Tube assembly, bottom tie and clamp	GE.10839	1	B	..
2809	Tube assembly, diagonal tie	GE.10840	1	B	..
					A/L	229

RESTRICTED

RESTRICTED

BRITANNIA FREIGHT LIFT PLATFORM AND SPARES

SECTION 4DA—cont.

1	2	3	4	5	6	7
	PLATFORM, freight lift—cont.					
	Spares—cont.					
2904	Tube assembly, sloping tie	GE.10862	1	A	each
2354	Tube, bottom tie assembly	GE.10838	1	A	"
2889	Tube, distance, post mounting	GE.10866	1	B	"
2899	Tube, distance, pulley guard	GE.10920	1	A	"
2590	Tube, top tie assembly	GE.10861	1	A	"
2406	Turnbuckle	GE.10670	2	B	"
2832	Washer	GE.10420	1	C	"
2836	Washer, shim	GE.10320	1	C	"
2450	Washer, grover, contact attachment	Donovan Ltd. 293	7	C	"
2509	Washer, oil plug packing	Crofts OCT/1804/ 59/1/19	3	C	"
2437	Wheel 10 in. dia	Flexello Rex, 10RB	1	B	"
3005	Wheel 10 in. dia	Flexello DLT 10	1	B	"
3007	Wheel 6 in. dia	Flexello DLT 6	1	B	"
3006	Wheel 4 in. dia	Flexello RTW	1	B	"
2874	Wheel assembly, L.H. castor	GE.10869/1	1	A	"
2875	Wheel assembly, R.H. castor	GE.10869/2	1	A	"
3156	Wheel, castor assembly	GE.10869	1	A	"
2600	Wheel, hinged castor assembly	GE.10869	1	A	"
2505	Wheel, first reduction	Crofts OCT/1804/ 59/1/13	—	A	"
2512	Wheel, second reduction	Crofts OCT/1804/ 59/1/26	—	A	"
3211	Wing nut	GE.11121	1	B	"
3153	Worm gear reduction unit	7-UREH-L9	1	B	"
2468	Wormshaft	SER-ET-97640			
2923	Zed, ramp attachment	Holrovd & Co. Ltd. 2/5335/E	1	A	"
			GE.10883	1	A	"

RESTRICTED

RESTRICTED

BRITANNIA FREIGHT LIFT PLATFORM AND SPARES

SECTION 4DA—cont.

INDEX TO REFERENCE NUMBERS

Ref. No.	Page No.	Ref. No.	Page No.	Ref. No.	Page No.	Ref. No.	Page No.	Ref. No.	Page No.	Ref. No.	Page No.	Ref. No.	Page No.	Ref. No.	Page No.	Ref. No.	Page No.	Ref. No.	Page No.
2259	1	2394	7	2427	13	2460	10	2493	8	2594	11	2771	2	2822	13	2856	1	2891	13
2352	12	2395	9	2428	13	2461	10	2494	11	2595	11	2772	9	2823	13	2858	5	2892	6
2354	14	2396	3	2429	10	2462	10	2495	6	2596	13	2773	9	2824	13	2860	12	2893	2
2364	5	2397	8	2430	1	2463	6	2496	12	2600	14	2774	13	2825	13	2861	12	2894	10
2365	5	2398	11	2431	1	2464	10	2497	9	2604	8	2793	1	2826	2	2862	12	2895	4
2366	2	2399	3	2432	1	2465	7	2498	12	2605	5	2794	11	2827	7	2863	12	2896	12
2367	1	2400	3	2433	10	2466	2	2499	5	2606	5	2795	3	2828	6	2864	3	2897	3
2368	8	2401	4	2434	10	2467	5	2500	6	2614	4	2796	2	2829	12	2865	12	2898	7
2369	11	2402	11	2435	12	2468	14	2501	12	2616	3	2797	2	2830	12	2866	12	2899	14
2370	11	2403	11	2436	4	2469	10	2502	6	2617	3	2798	3	2831	10	2867	6	2900	11
2371	8	2404	11	2437	14	2470	2	2503	8	2618	8	2799	3	2832	14	2868	6	2901	5
2372	7	2405	11	2438	5	2471	4	2504	7	2621	9	2800	3	2833	10	2869	7	2902	13
2373	10	2406	14	2439	6	2472	4	2505	14	2624	8	2801	12	2834	6	2870	8	2903	9
2374	9	2407	2	2440	10	2473	9	2506	7	2626	1	2802	13	2835	8	2871	12	2904	14
2375	10	2408	4	2441	2	2474	9	2507	9	2631	2	2803	3	2836	14	2872	9	2905	3
2376	11	2409	4	2442	4	2475	11	2508	9	2632	8	2804	13	2837	5	2873	1	2906	13
2377	10	2410	5	2443	4	2476	7	2509	14	2633	8	2805	9	2838	8	2874	14	2907	10
2378	8	2411	6	2444	13	2477	7	2510	9	2634	8	2806	3	2839	3	2875	14	2908	2
2379	12	2412	8	2445	4	2478	6	2511	8	2635	8	2807	4	2840	2	2876	9	2909	2
2380	10	2413	10	2446	4	2479	4	2512	14	2636	8	2808	13	2841	6	2877	9	2910	1
2381	10	2414	11	2447	5	2480	11	2513	7	2638	8	2809	13	2842	3	2878	2	2911	1
2382	5	2415	11	2448	13	2481	4	2514	11	2639	8	2810	9	2843	8	2879	10	2912	3
2383	10	2416	11	2449	7	2482	12	2515	2	2660	8	2811	3	2844	6	2880	13	2913	2
2384	11	2417	6	2450	14	2483	6	2516	2	2661	8	2812	1	2846	5	2881	10	2914	7
2385	12	2418	6	2451	6	2484	6	2517	2	2662	3	2813	7	2847	5	2882	10	2915	2
2386	12	2419	6	2452	1	2485	13	2518	12	2663	3	2814	7	2848	9	2883	9	2916	2
2387	12	2420	6	2453	4	2486	1	2519	13	2666	5	2815	7	2849	8	2884	3	2917	3
2388	10	2421	7	2454	13	2487	11	2520	8	2671	9	2816	7	2850	9	2885	7	2918	9
2389	6	2422	8	2455	13	2488	3	2576	1	2672	11	2817	7	2851	7	2886	9	2919	1
2390	13	2423	11	2456	4	2489	5	2584	12	2683	9	2818	12	2852	4	2887	4	2920	3
2391	2	2424	11	2457	4	2490	11	2590	14	2684	8	2819	7	2853	3	2888	4	2921	3
2392	5	2425	13	2458	10	2491	4	2591	1	2686	5	2820	9	2854	12	2889	14	2922	3
2393	6	2426	13	2459	10	2492	7	2593	2	2687	1	2821	5	2855	1	2890	3	2923	14

RESTRICTED

RESTRICTED

BRITANNIA FREIGHT LIFT PLATFORM AND SPARES

SECTION 4DA—cont.

INDEX TO REFERENCE NUMBERS—cont.

Ref. No.	Page No.	Ref. No.	Page No.	Ref. No.	Page No.	Ref. No.	Page No.	Ref. No.	Page No.	Ref. No.	Page No.	Ref. No.	Page No.	Ref. No.	Page No.	Ref. No.	Page No.	Ref. No.	Page No.
2924	12																		
2925	5																		
2926	13																		
2927	8																		
2928	3																		
2929	7																		
2946	7																		
2947	2																		
3004	11																		
3005	14																		
3006	14																		
3007	14																		
3134	2																		
3135	13																		
3136	5																		
3137	3																		
3138	5																		
3139	5																		
3140	5																		
3141	11																		
3142	12																		
3144	4																		
3145	5																		
3152	8																		
3153	14																		
3155	12																		
3156	14																		
3158	9																		
3211	14																		

BR 4881/71 441854/VT. 27974/BN3565 2,900 9/64 J.T.&S. Ltd. Gp. 462/1

RESTRICTED

RESTRICTED
16

RESTRICTED

Issued with A/L 243.

**AIR PUBLICATION 1086
BOOK 15
SECOND EDITION**

SECTION 4DB

AIR CARGO HANDLING AND LOADING EQUIPMENT

**Items under Section 4DB
are covered by**

VOTE 7F. 1 (a)

RESTRICTED

VOCABULARY OF ROYAL AIR FORCE EQUIPMENT
AIR CARGO HANDLING AND LOADING EQUIPMENT
SECTION 4DB

(16th June, 1965)

Ref. No.	Nomenclature	Detail	Drawing or Part No.	No. off	Class of Store	Denom. of Qty.
1	2	3	4	5	6	7
3127	CONVEYOR, baggage	Mobile powered			A	each
3008	CHOCK, roller conveyor			A	..
2598	PALLET	For loading Centaurus Engines for Britannia aircraft			A	..
2779	PALLET, aircraft loading	Trianco type	TG.38130A		A	..
	Accessories :—					
2935	Cover, canvas restraint, Mark 1	JG/N.560, Issue 3		A	..
2936	Net, restraint, Mark 2	JG/N.559, Issue 1		A	..
3334	Sleeve, locking	TG.38212		B	..
3015	Sling			A	..
2780	Sling	TG.378885A		A	..
3333	Spanner, cranking socket	TG.38211		B	..
3332	Tool, extractor lever...	TG.38210		B	..
—	Wrench, Allen key, $\frac{7}{8}$ in. AF	Reference 1C/6248			—	—
	Spares :—					
3354	Angle, for external corner repair	TG.38235	4	C	each
3350	Bolt, restraint spigot socket	TG.38152	48	C	..
3351	Net, button	Knock-in replacement	TG.38201	100	C	..
3272	Net, retaining dolly	Synthetic rubber	TG.38195	100	C	..
3271	Pin, retaining, lashing shackle	TG.38185SA	30	C	..
3270	Shackle, lashing, 5,000 lbs	TG.38122	30	C	..
3346	Sheet, bottom (pre-drilled)	TG.38157	1	B	..
3345	Sheet, top (pre-drilled)	TG.38156	1	B	..

RESTRICTED

1

RESTRICTED

VOCABULARY OF ROYAL AIR FORCE EQUIPMENT
AIR CARGO HANDLING AND LOADING EQUIPMENT
SECTION 4DB

(16th June, 1965)

1	2	3	4	5	6	7
	PALLET, aircraft loading—cont.	Trianco type				
	Spares—cont.					
3347	Socket block, lashing shackle	TG.38143	30	C	each
3348	Spigot block, restraint	TG.38146	8	C	"
3349	Spigot block, restraint and slinging	Coloured green	TG.38151	4	C	"
3352	Strip, rubbing, long	TG.38148	4	C	"
3353	Strip, rubbing, short...	TG.38149	4	C	"
2581	PALLET, slave	IFV/EN.32635 to 32655 incl. and 32676		A	"
2244	PLATFORM, freight transfer, mobile	For Transport Command units only	GM, D/16888		A	"
3131	TRAILER, baggage	20 cwts			A	"
	Spares :—					
	Cover, outer	Reference 16T/802		4	—	—
—	Tube, inner	Reference 16T/877		4	—	—
—	Wheel, with brake	Reference 4G/4521		2	—	—
—	Wheel, without brake	Reference 4G/4520		2	—	—
2629	TRAILER, baggage	20 cwts. C/w canopy			A	each
2786	TRANSFER LOADER	Trianco type			A	"
	Spares :—					
—	Bearing, thrust, bottom, for lifting screw	Reference 2A/9501404			—	—
—	Bearing, thrust, for worm shaft	Reference 2A/9439980			—	—
—	Bearing, thrust, top, for lifting screw	Reference 2A/9500656			—	—
3177	Box, remote control	TG.36567		A	each
3171	Cable, bottom limit switch	TG.37948SA		A	"
3170	Cable, top limit switch	TG.37947SA		A	"
3169	Cable, trailing, remote control	TG.37896SA		A	"

RESTRICTED

RESTRICTED

VOCABULARY OF ROYAL AIR FORCE EQUIPMENT
AIR CARGO HANDLING AND LOADING EQUIPMENT
SECTION 4DB

(16th June, 1965)

1	2	3	4	5	6	7
	TRANSFER LOADER—cont.	Trianco type				
	Spares—cont.					
—	Flange, socket and cover, 5 amp.	Reference 5A/2681			—	—
3183	Handle, lifting screw operating	TG.35567SA		B	each
3184	Handle, transverse beam	With shaft operating	TG.38239SA		B	..
3206	Motor, stanchion, with gear box drive	TG.36569		A	..
3181	Nut, lifting screw, L.H.	TG.35471		C	..
3180	Nut, lifting screw, R.H.	TG.35470		C	..
	Pins, retaining :—					
3194	Front wheel	TG.38249		C	..
3189	Long beam	C/w retaining pins	TG.38244		C	..
3196	Rear wheels	C/w split pins	TG.38251		C	..
	Pins, securing :—					
3191	Base frame	TG.38246		C	..
3190	Stanchion	TG.38245		C	..
3187	Stanchion ties	C/w retaining pins	TG.38242		C	..
3192	Stanchion ties	TG.38247		C	..
3197	Support arm	C/w retaining split rings	TG.38252		C	..
3193	Support leg	C/w retaining pins	TG.38248		C	..
3188	Transverse beam trolley clamp	TG.38243		C	..
3195	Pin, tow-bar pivot	C/w retaining split rings	TG.38250		C	..
3254	Plug and cover, 5 amp. 250 volt	2 pole, N.600			C	..
3253	Plug, flanged and cover, 3 amp., 50 volt	6 pole, N.575/6H			C	..
—	Plug, flanged, and cover, 100 amp.	Reference 5A/3152			—	—
	Rings, lifting screw, felt :—	Dust excluding				
3199	Inner	TG.35528		C	each
3198	Outer...	TG.35527		C	..
3182	Roller, conveyor adaptor	TG.36158		B	..
3179	Screw, lifting stanchion, L.H.	TG.35445		C	..
3178	Screw, lifting stanchion, R.H.	TG.35446		C	..
3168	Shaft, flexible, motor drive	TG.36571		A	..
3251	Socket, plain, 3 amp., 50 volt	6 pole, N.540/6 and cover			C	..

RESTRICTED

RESTRICTED

3

VOCABULARY OF ROYAL AIR FORCE EQUIPMENT
AIR CARGO HANDLING AND LOADING EQUIPMENT
SECTION 4DB

(16th June, 1965)

1	2	3	4	5	6	7
	TRANSFER LOADER—cont.	Trianeo type				
	Spares—cont.					
3252	Socket, plain, 100 amp., 250 volt	2 pole N.717			C	each
3172	Strip, flexible drive shear	TG.36572		A	"
3200	Strip, stanchion wiper	Felt, dust excluding	TG.36522		C	"
	Switch box :—					
3241	Bulb, SBC, 35 volt, 15 watt, 38 mm.			C	"
—	Connection, 28 volt, d.c.	Reference 5CY/4314			—	—
3243	Fuse, "Slydlok"	100 amp., FW.G.9911			C	each
—	Fuse, "Slydlok"	Reference 10H/23844			C	"
3240	Lens, red, warning light	No. 572706 (glass)			C	"
—	Relay, 4 pole, Type S.9, 10 amp	Reference 5CW/6719			—	—
3247	Relay, time-delay	P.O. type 3000, 0.5 delay			C	each
3244	Resistance, 0.27 ohm, 30 volt	D.C.—100—120 amp			C	"
3248	Resistance, 40 ohm, 30 volt	With fixing clips			C	"
3246	Switch, change-over solenoid	SW.75-3, 24 volt			C	"
3242	Switch, rotary, L.M.S.C./4/2M	Single pole, 15 amp, 30 volt D.C.			C	"
3245	Switch, solenoid	SW.62-4, 24 volt			C	"
3173	Switch, bottom limit	TG.37968/SA		A	"
3174	Switch, bottom limit	TG.37969/SA		A	"
	Switches, micro :—					
3209	Mark 3, BR/386			A	"
3207	Mark 3, BR/430			A	"
3208	Mark 5, BR/386			A	"
3175	Switch, top limit	TG.36426SA		A	"
3176	Switch, top limit	TG.36427SA		A	"
3166	Tie, stanchion support, long	TG.35585SA		A	"
3167	Tie, stanchion support, short	TG.35586SA		A	"
3185	Track rod	C/w ends	TG.38240SA		B	"
3249	Tubing, neoprene, for cables	1 $\frac{3}{8}$ in. i/d. \times $\frac{3}{32}$ in. \times 33 ft.			C	"
3250	Tubing, neoprene, for cables	$\frac{5}{8}$ in. i/d \times $\frac{1}{16}$ in. \times 8 ft.			C	"

RESTRICTED

RESTRICTED

VOCABULARY OF ROYAL AIR FORCE EQUIPMENT
AIR CARGO HANDLING AND LOADING EQUIPMENT
SECTION 4DB

(16th June, 1965)

1	2	3	4	5	6	7
	TRANSFER LOADER—cont.					
	Spares—cont.					
	Washers, felt, dust excluding :—					
3201	Micro-switch	TG.38253		C	each
3202	Transverse beam gear box...	TG.38254		C	"
3203	Trolley longitudinal beam	TG.38255		C	"
3204	Trolley transverse beam	TG.38256		C	"
3205	Trolley transverse beam	TG.38257		C	"
3186	Wheel	C/w shaft, hub, tyre, rim and tube	TG.38241SA		B	"
3009	TRANSFER LOADER	Aviation type, Mark 3			A	"

RESTRICTED

RESTRICTED

AIR CARGO HANDLING AND LOADING EQUIPMENT

SECTION 4DB—cont.

INDEX TO REFERENCE NUMBERS

Ref. No.	Page No.	Ref. No.	Page No.	Ref. No.	Page No.	Ref. No.	Page No.	Ref. No.	Page No.	Ref. No.	Page No.	Ref. No.	Page No.	Ref. No.	Page No.	Ref. No.	Page No.
2244	2	3177	2	3202	5	3272	1										
2581	2	3178	3	3203	5	3332	1										
2598	1	3179	3	3204	5	3333	1										
2629	2	3180	3	3205	5	3334	1										
2779	1	3181	3	3206	3	3345	1										
2780	1	3182	3	3207	4	3346	1										
2786	2	3183	3	3208	4	3347	2										
2935	1	3184	3	3209	4	3348	2										
2936	1	3185	4	3240	4	3349	2										
3008	1	3186	5	3241	4	3350	1										
3009	5	3187	3	3242	4	3351	1										
3015	1	3188	3	3243	4	3352	2										
3127	1	3189	3	3244	4	3353	2										
3131	2	3190	3	3245	4	3354	1										
3166	4	3191	3	3246	4												
3167	4	3192	3	3247	4												
3168	3	3193	3	3248	4												
3169	2	3194	3	3249	4												
3170	2	3195	3	3250	4												
3171	2	3196	3	3251	3												
3172	4	3197	3	3252	4												
3173	4	3198	3	3253	3												
3174	4	3199	3	3254	3												
3175	4	3200	4	3270	1												
3176	4	3201	5	3271	1												

RESTRICTED

RESTRICTED

VOCABULARY OF ROYAL AIR FORCE EQUIPMENT
AIRCRAFT STANDARD GROUND SERVICING TROLLEYS AND AIR COMPRESSORS (OTHER THAN ELECTRICAL)

SECTION 4F

(1st September, 1964)

Ref. No.	Nomenclature	Detail	Drawing No. or Part No.	No. Off	Class of Store	Denom of Qty.
1	2	3	4	5	6	7
2613	ADAPTOR SET:—	For servicing R.A.F. aircraft, using U.S.A.F./- Canadian Ground equipment.		1	A	set
	Comprising:—					
	Adaptors:—		52B:—			
2609	Hydraulic	6486	1	B	each
2610	Inflation type	6495	1	B	"
2611	Lubricator	6505	1	B	"
2612	Nitrogen	6719	1	B	"
2607	Oxygen	6484	1	B	"
2608	Pneumatic	6485	1	B	"
3926	Pneumatic	Ref. No. 2608 modified		1	—	—
2186	ADAPTOR SET:—	For servicing U.S.A.F. Bomber aircraft with ground equipment.		—	A	each
2185	ADAPTOR SET:—	For servicing U.S.A.F. Fighter aircraft with ground equipment.		—	A	"
	Comprising:—	(Applicable to both items 2186 and 2185 unless otherwise stated.)				
	Adaptors:—					
4610	A.V.S. Mk. 6	M.X.2468-86A.	2	C	"
	Cabin air supply 1½ in. to 2 in. B.S.P.		1	—	—
1809	Cabin air supply 1 in. A.N.T.P. to 2 in. B.S.P.	Ref. No. 1807	G.M./5164	1	C	each

RESTRICTED

RESTRICTED

AIRCRAFT STANDARD GROUND SERVICING TROLLEYS AND AIR COMPRESSORS (OTHER THAN ELECTRICAL)
SECTION 4F—cont.

1	2	3	4	5	6	7
	ADAPTOR SET—cont.					
	Comprising—cont.					
	Adaptors—cont.					
	Cabin air supply $1\frac{1}{4}$ in. A.N.F. to 2 in. B.S.P.	Ref. No. 1808		1	—	—
—	Canopy seal inflator $\frac{1}{4}$ in. B.S.P. for R.A.F. A/C.	Ref. No. 1812		1	—	—
—	Canopy seal inflator $\frac{7}{16}$ in. A.N.F. to $\frac{1}{4}$ in. B.S.P.	Ref. No. 1813		1	—	—
1814	Canopy seal inflator $\frac{1}{8}$ in. A.A.N.T.P. to $\frac{1}{4}$ in. B.S.P.	G.M./5166	1	C	each
—	Charging, H.P. oxygen	Reference 6D/673		1	—	—
—	Charging, CO ₂ for Mk. 9 cylinder	Reference 6D/583		1	—	—
—	Electrical, servicing 28 volts 3 pin	Reference 5G/559		1	—	—
4077	Electrical, servicing	(For French Aircraft)		1	C	each
	Adaptor Heads:—					
—	Mk. 101-3 ton	Reference 4Q/2669		1	—	—
—	Mk. 102-5 ton	Reference 4Q/2655		1	—	—
—	Mk. 103-8 ton Pillar	Reference 4Q/2662		1	—	—
—	Mk. 104-8 ton Pillar	Reference 4Q/2663		1	—	—
—	Mk. 105-10 ton	Reference 4Q/2661		1	—	—
—	Mk. 106-15 ton	Reference 4Q/2664 (for Ref. No. 2186 only)		1	—	—
—	Mk. 107-25 ton	Reference 4Q/2654 (for Ref. No. 2186 only)		1	—	—
—	Mk. 108-10 ton	Reference 4Q/2656		1	—	—
—	Mk. 109-3 ton	Reference 4Q/2660		1	—	—
—	Mk. 110-5 ton	Reference 4Q/2665		1	—	—
1815	Hydraulic, "Aeroquip" $1\frac{1}{16}$ in. A.N.F. to $\frac{3}{8}$ in. B.S.P.	GM/5163	1	C	each
1926	Hydraulic, "Aeroquip" $\frac{1}{2}$ in. A.N.F. to $\frac{3}{4}$ in. B.S.P.	GM/5165	1	C	..
1927	Hydraulic, "Aeroquip" $\frac{5}{8}$ in. $\frac{3}{4}$ B.S.P. Inflation	GM/5167	1	C	..
—	Manometer, $\frac{1}{8}$ in. B.S.P. to $\frac{1}{4}$ in. or $\frac{3}{8}$ in. rubber hose	Ref. No. 1810		1	—	—
1811	Static air pressure $\frac{1}{8}$ in. A.N.T.P. to $\frac{1}{4}$ in. or $\frac{3}{8}$ in. rubber hose	GM/5160	1	C	each

RESTRICTED

RESTRICTED

AIRCRAFT STANDARD GROUND SERVICING TROLLEYS AND AIR COMPRESSORS (OTHER THAN ELECTRICAL)
SECTION 4F—cont.

1	2	3	4	5	6	7
	ADAPTOR SET—cont.					
	Comprising— <i>cont.</i>					
2204	Coupling, disconnect, "Aeroquip" - 8, $\frac{3}{4}$ in. U.N.F., for $\frac{1}{2}$ in. i/d Hose, 16 T.P.I.		1	C	each
	Comprising:—					
—	Coupling, 150/51/8		—	—	—
—	Nut, union, C155/25/8		—	—	—
—	Plug, dust, C155/58/8		—	—	—
2205	Coupling, disconnect, "Aeroquip"—12, $1\frac{1}{16}$ in. U.N.F., for $\frac{3}{4}$ in. i/d Hose, 12 T.P.I.		1	C	each
	Comprising:—					
—	Coupling, 150/51/12		—	—	—
—	Nut, union, C155/25/12		—	—	—
—	Plug, dust, 155/58/12		—	—	—
—	Gauge, boost pressure sealed—7 and 24 P.S.I.	Reference 6A/2683		1	—	—
—	Gun, grease m.c. Type	Reference 1B/4269		1	—	—
2019	CHASSIS, basic, Mark 2, Type C	GM.10722	1	C	each
	Spares:—					
3710	Arm, steering	GM.7643	1	C	..
3706	Arm, steering, central	GM.9191	1	C	..
3699	Axle, front	GM.10732	1	B	..
3696	Axle, rear	GM.10736 1	1	B	..
3731	Bracket, swivel	GM.9187	1	C	..
3688	Brake, Girling, 10 in. \times $1\frac{1}{2}$ in. (GB.44332)	GM.9192	1	B	Pair
3734	Brake, hand, assembly	GM/C/7982	1	C	each
3725	Bolt, fork end	GM.29443-2	3	C	..
	Bushes:—					
3716	Beam, rear axle	GM.296239-2	1	C	..
3717	Bell crank	GM.29439-1	1	C	..
3708	Steering	GM.29429	1	C	..
3733	Swivel bracket	GM.29419	1	C	..
3074	Cable, brake	GM.7645	1	C	..
	Cable, rod, trailer:—					
3719	8-ft.	GM.7646A	1	C	..
3720	10-ft.	GM.7646B	1	C	..

RESTRICTED

RESTRICTED

AIRCRAFT STANDARD GROUND SERVICING TROLLEYS AND AIR COMPRESSORS (OTHER THAN ELECTRICAL)
SECTION 4F-- cont.

1	2	3	4	5	6	7
	CHASSIS, basic, Mark 2, Type C—cont.					
	Spares—cont.					
	Cable, rod trailer:—cont.					
3721	12-ft.	GM.7646C	1	C	each
3689	Cap, hub	GM.29424	4	C	"
3698	Cover, dust	GM.29444	2	C	"
3701	Cover, dust	GM.29423	2	C	"
—	Cover, pneumatic, 25 in. × 6 in. × 8 ply	Reference 16T/105		4	—	—
3685	Drum, brake	GM.9193	2	C	each
3715	Fork, end	GM.29438-2	3	C	"
3714	Fork, end, brake level	GM.29437	1	C	"
3727	Frame, draw-bar	GM.10730	1	C	"
3702	Gasket, hub, wheel	GM.29425	4	C	"
3686	Hook, towing, 1 ton	FV.245818	1	C	"
3712	Hub, wheel	GM.9189	4	B	"
3704	Joint, ball, L.H.	GM.3275	3	C	"
3703	Joint, ball, R.H.	GM.3274	3	C	"
3728	Latch	GM.29412	1	C	"
3743	Level, over-run	GM.29650	1	C	"
3781	Lever, operating	GM.7648	1	C	"
3713	Link, compensator	GM.29436	1	C	"
3705	Link, drag	GM.29431-1	1	C	"
3726	Nut, brake rod	GM.29443	2	C	"
3697	Nut, retaining, bearing	GM.29422	4	C	"
3736	Pawl, brake	GM.29417	1	C	"
	Pins:—					
3732	Draw-bar	GM.29416	1	C	"
3700	King	GM.7641	2	C	"
3739	Swivel bracket	GM.29446	1	C	"
3741	Taper	GM.29428	2	C	"
3737	Yoke	GM.29653/1	2	C	"
3707	Pivot, steering	GM.7642	1	C	"
3709	Plate, locking	GM.29432	1	C	"
3738	Ratchet	GM.7649	1	C	"
3718	Rod, brake	GM.29440	2	C	"
3723	Rod, connecting	GM.29441-2	1	C	"

RESTRICTED

RESTRICTED

AIRCRAFT STANDARD GROUND SERVICING TROLLEYS AND AIR COMPRESSORS (OTHER THAN ELECTRICAL)

SECTION 4F—cont.

1	2	3	4	5	6	7
	CHASSIS, basic, Mark 2, Type C—cont.					
	Spares— cont.					
2342	Rod, track	GM.29431-2	2	C	each
3691	Seal, oil	W3372379 L10	4	C	"
3742	Sleeve, grip	Shock stop No. 57.. .. .		2	C	"
3729	Spring, buffer..	GM.29413	1	C	"
3730	Spring, override	GM.29415	1	C	"
3735	Spring, pawl	GM.29651-1	1	C	"
2343	Stub-axle, front	GM.9190	2	C	"
3693	Stud, wheel, L.H.	GM.29433B	12	C	"
3692	Stud, wheel, R.H.	GM.29433A	12	C	"
3687	Suspension unit	GM.29435	8	C	"
—	Tube, inner 25 in. × 6 in. low loader type	Double bend 90°C. 12 valve, Schrader type 4274. Reference 16T/234.		4	—	—
3724	Turnbuckle	GM.29142	2	C	each
3695	Washer	GM.29421	4	C	"
3694	Washer, locking	GM.29420	4	C	"
3722	Washer, spacing	GM.29438-1	1	C	"
3711	Washer, tab	GM.29430	6	C	"
3740	Washer, thrust	GM.29448	2	C	"
3690	Wheel, 3.75 in. × 13 in.	GM/B/3415	4	B	"
	COMPRESSOR, air:—					
1366	Type F	Electric motored, 230 volt, 50 cycles, single phase Capacity 9 cu. ft., free air delivery per minute at 150 lb. p.s.i. For installation in mobile work- shop vehicles.		—	A	"
	Spares:—					
1770	Compressor	A.I.D. Type A.S.10		1	A	"
	Spares:—	See Section 4FZ.				
1771	Compressor	Bristol Pneumatic Tools type		1	A	"
	Spares:—	See Section 4FZ.				
	HANDLER, mechanical, aircraft:—	C/w Ref. No. 2193				
3233	Type B, Mark 3		—	A	"
3254	Type B, Mark 4		—	A	"

RESTRICTED

RESTRICTED

AIRCRAFT STANDARD GROUND SERVICING TROLLEYS AND AIR COMPRESSORS (OTHER THAN ELECTRICAL)
SECTION 4F—cont.

1	2	3	4	5	6	7
	HANDLER, mechanical, aircraft—cont.	C/w Ref. No. 2193—cont.				
	Accessories:—	For Ref. Nos. 3233 and 3234.				
2193	Adaptor, universal		1	C	each
4256	Adaptor, pallet	Canberra A/C only, except Mark T.11		—	A	"
—	Battery, secondary, lead acid, 6 volt, 230 amp hours.	Reference 5J/9101525		8	—	—
	Spares:—	For Ref. Nos. 3233 and 3234.				
2752	Actuator motor assembly complete	L31-39B	1	A	each
	Spares:—					
2521	Armature assembly	L.31-35B	1	A	"
2992	Arm. brush	L.31-20D	—	C	"
—	Bearing, ball, driving end, Type XLS 2 $\frac{1}{4}$ in.	Reference 2A/9501218		1	—	—
—	Bearing, roller, commutator end, Type RXLS 2 $\frac{1}{4}$ in.	Reference 2A/9500814		1	—	—
2994	Box, brush arm	L.31-39B/S29	—	C	each
2758	Box, carbon brush, Type KA.72		2	C	"
2519	Brush, carbon, Grade 8A, 1 $\frac{1}{4}$ in. × 1 in. × $\frac{3}{8}$ in.		2	C	"
2753	Cap, CE. bearing, inner	L.31-7C	1	C	"
2754	Cap, CE. bearing, outer	L.31-8C	1	C	"
2993	Clamp, brush arm	L.31-22D	—	C	"
2757	Coil, brake	L.31-40D	1	B	"
2756	Plate, friction brake, clutch Type "A", size 6 $\frac{1}{4}$ in.	L.31-39B/S/42	1	B	"
2755	Seal, oil, Type W.35025043-R4	L.31-39B/S/56	1	C	"
2571	Spring, compression, brake	L.31-43D	4	C	"
2956	Battery charging unit	GM/D/4480	1	A	"
	Spares:—					
—	Ammeter, 0-50 amp. A.14176/B	Reference 5Q/25152		1	—	—
2799	Choke, Type 89H90	4480/1322	1	B	each
4371	Indicator, 48 v., battery charge	GM/C/7386/S2	1	A	"
2800	Plug, Type H.V. 15/6 (R)	GM/D/4480/S/1348	1	B	"
—	Rectifier, Type T.12A216	Reference 5P/3298		2	—	—
4336	Relay, Type M.J.4		1	A	each
2540	Socket, Type H.V. 15/6 (R)	GM/D/4480/S/1349	1	B	"

RESTRICTED

RESTRICTED

AIRCRAFT STANDARD GROUND SERVICING TROLLEYS AND AIR COMPRESSORS (OTHER THAN ELECTRICAL)
SECTION 4F—cont.

1	2	3	4	5	6	7
	HANDLERS, mechanical, aircraft—cont.	C/w Ref. No. 2193.				
	Spares—cont.	For Ref. Nos. 3233 and 3234.				
	Battery charging unit—cont.					
	Spares—cont.					
—	Switch, rotary, 1 type SR.313D	Reference 5A/4413		1	—	—
—	Transformer, Type R.12815	Reference 5P/3297		1	—	—
2766	Box, contactor		1	B	each
	Spares:—					
3608	Contactor, 48 volt, 150 amp.	GM/D/7407/S4	9	B	..
3609	Contact	GM/D/7407/S25	9	C	set
—	Fuse, H.R.C. 200 amps.	Reference 5CZ/5061		3	—	—
—	Holder, fuse, 30 amps.	Reference 5A/3455		4	—	—
—	Rectifier, half wave, 7 plate, 100 volts ..	Reference 5P/3294		2	—	—
	3 amps.					
3611	Relay	GM/B/7392/S4	1	C	each
3610	Resistor, 2.5 K/ohms	GM/C/7397/S17	1	C	..
2591	Control head	GM/D/4479	1	A	..
2598	Box, cap	GM/B/7196	1	C	..
3616	Contactor assembly	GM/B/7353	1	C	..
3618	Grid resistance, large	GM/C/7345/S6	1	B	..
3617	Grid resistance, small	GM/C/7345/S1	1	C	..
3614	Hand-grip, "P.V.C."	GM/D/7348/S6	2	C	..
3615	Spring, tension	GM/B/7353/S7	1	C	..
3612	Switch, push button	GM/D/7348/S4	2	C	..
3613	Switch, rotary	GM/D/7348/S5	1	C	..
2816	Feet, pallet	GM/A/7243	—	C	..
4929	Spring, Pallet feet	GM/A/7244	—	C	..
	Fuses:—					
	High rupturing capacity:—	Reference:—				
—	6 amp.	5A/4120		1	—	—
—	15 amp.	5A/4109		1	—	—
—	25 amp.	10H/23581		1	—	—
—	30 amp.	5A/4111		1	—	—
—	100 amp.	5CZ/3180		1	—	—
2399	Hook and chain	GM/C/4391	1	C	each

RESTRICTED

RESTRICTED

AIRCRAFT STANDARD GROUND SERVICING TROLLEYS AND AIR COMPRESSORS (OTHER THAN ELECTRICAL)
SECTION 4F—cont.

1	2	3	4	5	6	7
	HANDLERS, mechanical, aircraft—cont.	C/w Ref. No. 2193.				
	Spares—cont.	For Ref. Nos. 3233 and 3234.				
	Lamps, filament:—					
—	24-volt, 6 watt, S.B.C.	Festoon, Osram type 653. Reference 5L/9951256		1	—	—
—	24-volt, 36 watt, S.B.C.	Pallet. Reference 5L/9952422		1	—	—
—	32-volt, 6 watt, M.E.S.	Warning light. Reference 5L/9951293		6	—	—
2759	Motor driving assembly, complete		L.27-29A	1	A	each
	Spares:—					
2760	Armature assembly		L.27-75B	1	A	..
—	Bearing, ball, journal, single row, rigid, L.S.12.	Reference 2A/9501247		1	—	—
—	Bearing, roller, RLS.11	Reference 2A/9500769		1	—	—
2771	Brush, carbon, Grade 19	To suit PR.83 holder		8	C	each
2515	Brush, morganite	For PR.3 holders		6	C	..
2762	Cap, N.D.E., bearing, inner		L.27-61C	1	C	..
2761	Cap, N.D.E., bearing, outer		L.27-54C	1	C	..
2769	Coil, brake		L.27-72D	1	B	..
2770	Holder, carbon brush, Type PR.83			8	C	..
2768	Housing, brake		L.27-52B	1	B	..
—	Plate, friction brake, clutch Type A, size 6½ in.	Ref. No. 2756		1	—	—
2765	Seal, oil, Type W.25015050 R.4		L.27-75B/S/67	1	C	each
2767	Spring, compression brake		L.27-73D	8	C	..
2764	Washer, felt, inner bearing cap		L.27-14-D-1	1	C	..
2763	Washer, felt, outer bearing cap		L.27-14-D-2	1	C	..
2794	Switch, cut out, complete		GM/C/7291	1	B	..
	Spares:—					
2796	Arm, contact, L.H., c/w contact		GM/A/7322 (a)	1	B	..
2797	Arm, contact, R.H., c/w contact		GM/A/7322 (b)	1	B	..
2795	Arm, operating, c/w rollers		GM/C/7291	1	B	..
2798	Contact			—	C	..
4384	Switch, limit	Dead man's handle		1	C	..
	Wheel, c/w tyre:—					
2953	Front		GM/D/4300	1	B	..
2954	Rear		GM/D/4310	2	B	..

RESTRICTED

RESTRICTED

AIRCRAFT STANDARD GROUND SERVICING TROLLEYS AND AIR COMPRESSORS (OTHER THAN ELECTRICAL)

SECTION 4F cont.

1	2	3	4	5	6	7
3549	POWER Unit, airborne, auxiliary:—			--	A	each
3548	Compressor, air Dunlop:—		AC.60258	1	A	"
	Spares:—	See section 4.FZ.				
—	TRAILER, Air Conditioning, Aircrew Coach:—	Reference 16A/2204.				
	Spares:—					
	Air Supply system:—					
5235	Filter, mille-vee, for air intake		Vokes D.26361	1	B	each
—	Hose, air supply, trailer to coach	(c/w end fittings) Reference 4S/538		1	—	—
5237	Superchanger		Wade Eng. 4R030/2090	1	A	each
5236	Valve, dual pressure relief		Normalair 513220	1	A	"
	Clutch, centrifugal:—					
	Spares: -					
—	Bolt	Ref. No. 4679		6	—	—
—	Bush, rubber bonded	Ref. No. 4732		6	—	—
—	Shoe assembly, lined bushed	Ref. No. 4682		3	—	—
—	Link	Ref. No. 4735		6	—	—
—	Nut	Ref. No. 4681		6	—	—
—	Sleeve, for brushes	Ref. No. 4736		6	—	—
—	Washer	Ref. No. 4683		6	—	—
	Control, engine throttle:—					
	Spares:—					
—	Cable, assy. throttle control	Reference 42GQ/1220		1	—	—
—	Handle, throttle control	Reference 42GQ/1229		1	—	—
—	Pivot and lever	Reference 42GQ/1219		1	—	—
—	Plunger, release, for ratchet	Reference 42GQ/1217		1	—	—
—	Ratchet, throttle control	Reference 42GQ/1228		1	—	—
—	Spring Compressor	Reference 42GQ/1218		1	—	—
	Panel, Instruments:—					
4696	Cut-out, Thermostat, High Temperature	Adjustable range 95° to 170° F set to make contact at 130° F. C/w 5 ft. capillary.	Teddington	1	B	each
—	Cut-out, high pressure	Reference 4FZ/1891		1	—	—

RESTRICTED

RESTRICTED

AIRCRAFT STANDARD GROUND SERVICING TROLLEYS AND AIR COMPRESSORS (OTHER THAN ELECTRICAL)

SECTION 4F—cont.

1	2	3	4	5	6	7
	TRAILER, Air Conditioning, Aircrew Coach <i>—cont.</i>					
	Spares— <i>cont.</i>					
	Panel, instruments—cont.					
—	Drive, flexible	16B/- See A.P.2247, Vol. 3, Pt. 1 & 4, Sect. 42GQ, Bk. 5.		—	—	—
5240	Gauge, delivery pressure	With temperature scale for Freon 12 calibrated 0-400 p.s.i.		1	A	each
—	Gauge, oil pressure (A.C. DELCO 1504803)	Reference 16B/6729		1	—	—
—	Gauge, pressure to B.S.1780 calibrated 0-15 p.s.i.	Ref. No. 4F/4699		1	—	—
5238	Gauge, temperature, 4 india flush mounting.	c/w 3 foot capillary, calibrated 0-150° F.	Coley Model 108	1	A	each
5239	Gauge, suction pressure	With temperature scale for Freon 12 calibrated 30 in. V.A.C. to 250 p.s.i.		1	A	"
—	Tachometer and hours run recorder ..	16B/—see A.P. 2247, Vol. 3, Pt. 1 & 4, Sect., 42GQ, Bk. 5.		—	—	—
—	Switch, ignition	Reference 16E/2205		1	—	—
	Miscellaneous Spares:—					
—	Aerovalue, manual (fuel cock)	Reference 27F/2421		1	—	—
—	Extinguisher, fire	Reference 53Y/9429586		1	—	—
—	Fastener, dzus, AJ6/45	Reference 28FP/1109		44	—	—
—	Fastener, dzus, AJ6/50	Reference 28FP/202		16	—	—
—	Filter, air intake	Reference 16K/8243		1	—	—
—	Glass, red	Reference 5CX/613		1	—	—
—	Lamp, filament, 28v 18 watt. (Obstruction Light)	Reference 5L/9953278		1	—	—
—	Pipe, exhaust, c/w flange GM/B/23663/S10	See A.P. 2247, Vol. 3, Pt. 1 & 4, Sect. 42 GQ (Bk.5)		2	—	—
—	Silencer	Reference 42GQ/1206		1	—	—
—	Spark anester SA 1½ SE.	Reference 42GQ/1207		1	—	—
—	Spring, DZUS fastener	Reference 28FP/9145889		54	—	each

RESTRICTED

RESTRICTED

AIRCRAFT STANDARD GROUND SERVICING TROLLEYS AND AIR COMPRESSORS (OTHER THAN ELECTRICAL)
SECTION 4F - cont.

1	2	3	4	5	6	7
	TRAILER, Air Conditioning, Aircrew Coach— <i>cont.</i>	Reference 16A/2204— <i>cont.</i>				
	Spares—cont.					
	Refrigeration Equipment:—					
5223	Compressor V.T.S.	Lightfoot	1	A	each
	Spares:—	See Section 4FZ				
5234	Drier/filter assy.	Refrigeration Comp Ltd. KFF, ½" 23- 043	1	A	"
5227	Valve, capacity control	Danfoss JMKA-25	1	A	"
5232	Valve, capacity control shut-off	R.C. Ltd. PV.10P	1	A	"
5231	Valve, charging	Refrigeration Co. Ltd. PV. 8F	1	A	"
5226	Valve, constant pressure	(Secondary Back Pressure)	Danfoss J.V. ⅜ in. Spec.	1	A	"
5228	Valve, constant pressure	(Primary Back Pressure)	Danfoss J.V. ⅜	1	A	"
5229	Valve, diaphragm sealed	Danfoss MVJ-L½	2	A	"
5230	Valve, diaphragm sealed	Danfoss MVJ-L½	2	A	"
5233	Valve, oil return shut off	R.C. Ltd. PV-4F	1	A	"
5224	Valve, thermostatic expansion	(Primary cooler)	Danfoss Type F4	1	A	"
5225	Valve, thermostatic expansion	(Secondary cooler)	Danfoss TV-F-2	1	A	"
	Transmission:—					
	Spares:—					
5241	Bearing, assy. (for Pollard P1⅜ plummer block).	Pollard P.510E	4	A	"
—	Belting, vee laminated link ⅙ in. × 28° angle.	Reference 3B/2974	—	75 ft.	—	—
5242	Ring retaining (for Pollard P1⅜ plummer block).	Pollard	2	C	each
5244	Screw, socket set, ¼ in. U.N.F. × ½ in. . .	(For Pulley, Retaining)	Unbrako Series SD.	4	C	"
5245	Screw, socket set, knurled point ¼ in. U.N.F. × ½ in.	(For Pulley, Retaining)	Umbrako	4	C	"
5243	Washer, felt (for Pollard P1⅜ in. plummer block).	Pollard	8	C	"

RESTRICTED

11

RESTRICTED

AIRCRAFT STANDARD GROUND SERVICING TROLLEYS AND AIR COMPRESSORS (OTHER THAN ELECTRICAL)

SECTION 4F—cont.

1	2	3	4	5	6	7
1785	TROLLEY, air cooling, Mark 1		GM.10601	—	A	each
	Spares:—					
4606	Adaptor, pipe, exhaust		GM.28859	—	C	"
—	Belt, driving	$\frac{5}{8}$ in. 20° angle, 30 ft. long. Reference 3B,2814.		1 lgth.	—	"
—	Bracket, fire extinguisher	Reference 53Y/16		1	—	"
2008	Cap, hose connection		GM.9011	1	C	each
2059	Clutch		Anderton Y/155	1	A	"
	Spares:—		Anderton Y/155A:-			
2348	Brush, clutch, phos. bronze		Comp. 212	—	C	"
1999	Lining, clutch		Comp. 206	1	C	set
2347	Shaft, dummy clutch		Comp. 213	—	C	each
3846	Spring, clutch adjusting		Comp. 208	1	C	"
4060	Weight		Comp. 205	1	C	set
2206	Compressor, Hallmark Type 2C			1	A	"
	Spares:—					
2323	Gland, seal	Consisting of:—Collar SP.35388, Duprene ring, SP.36467, Cup ring, SP.36959; Bellows, gland, SP.35467; Caf joint, SP.35468.		—	C	"
2390	Crankshaft		38753	—	C	each
1997	Drive, flexible, Smith's		ATF.1208	1	C	"
—	Extinguisher, fire	Reference 53Y/82		1	—	"
2012	Fastener, bonnet, Terry		1046	4	C	each
1994	Filter, air, Vokes		DX/43232	1	A	"
2046	Gauge, condenser temperature, pressure, 0-150°F. 0-250 p.s.i.		J. and E. Hall, 1170/-93.	1	C	"
2007	Hose, air delivery, 8 ft. long		GM.9010B	1	C	"
2006	Hose, delivery, 18 ft. long		GM.9010A	1	C	"
1996	Indicator, r.p.m., Smith's		AM.1428	1	C	"
2175	Joint	For Ref. No. 2174	39425	1	C	"
2388	Piston, c/w piston rings		Z.38683	—	C	"
	Plant, refrigeration	J. and E. Hall type		1	A	"
	Spares:—					
2220	Bush, main bearing		35387	—	C	"
2217	Bush, small end		35396	—	C	"
2218	Crankshaft		38753	—	C	"
2225	Cut-out, H.P.		33601	—	C	"

RESTRICTED

RESTRICTED

AIRCRAFT STANDARD GROUND SERVICING TROLLEYS AND AIR COMPRESSORS (OTHER THAN ELECTRICAL)
SECTION 4F—cont.

1	2	3	4	5	6	7
	TROLLEY, air cooling, Mark 1—cont.					
	Spares—cont.					
	Plant Refrigeration—cont.					
	Spares—cont.					
—	Gauge, condenser temperature pressure, 0-150°F./0-250 p.s.i.	Ref. No. 2046		—	—	—
2223	Gauge, evaporator		1170/94	—	C	each
2221	Glass, sight		36973	—	C	„
2222	Joint, compressor			—	C	set
4553	Joint, for suction strainer		38113/302/2	—	C	each
2215	Pin, gudgeon		38586	1	C	„
2227	Pipe, roll liquid, 20 ft. long		1468/236	1	C	„
2228	Pipe, roll suction, 20 ft. long		1468/242	1	C	„
2214	Piston assembly		Z.38683	1	C	„
2224	Regulator, thermostatic		41825	1	C	„
2216	Rod, connecting assembly		38682	—	C	„
2219	Seal, gland bellows		35467	1	C	„
2212	Spring, valve delivery		39154	1	C	„
2210	Valve, plate, assembly		Z.41528	—	C	„
2211	Valve, delivery		40810	1	C	„
2226	Valve, stop gas hand control		B.1809A	1	C	„
2213	Valve, suction		40811	1	C	„
2391	Ring, splash hub		42008	—	C	„
2389	Rod, connecting		Z.38682	—	C	„
2009	Silencer, Burgess		220102 N	1	B	„
2010	Spark arrester, Burgess		S.A.1½/S	1	C	„
2011	Switch, Rotax		D.5404/3	1	C	„
1998	Thermometer, Coley	40°-180°F. 4 in. dial	109	1	B	„
2174	Valve, stop, charging, ½ in. flare		39077	1	C	„
1912	TROLLEY, air cooling, Mark 2		GM.10662	—	A	„
	Accessories:—					
1962	Adaptor, Y, outlet		GM.9265	1	C	„
	Spares:—					
—	Adaptor, pipe, exhaust	Ref. No. 4606			—	—
—	Belt, driving	Reference 3B/2814		1	—	—

RESTRICTED

RESTRICTED

AIRCRAFT STANDARD GROUND SERVICING TROLLEYS AND AIR COMPRESSORS (OTHER THAN ELECTRICAL)
SECTION 4F—cont.

1	2	3	4	5	6	7
	TROLLEY, air cooling, Mark 2—cont.					
	Spares—cont.					
—	Bracket, fire extinguisher	Reference 53Y/16		1	—	—
—	Bush, clutch, pyosphor-bronze	Ref. No. 2348		—	—	—
1971	Cap, hose connection	GM.29302	1	C	each
2387	Clamp	For drop-leg jockey wheel, Type D		—	C	"
1970	Clip, hose stowage	GM.29293	3	C	"
—	Clutch, Anderton	Ref. No. 2059		—	—	—
—	Cover, outer	Reference 16T/802. For Reference 4G/4520		2	—	—
—	Drive, flexible, Smith's	Ref. No. 1997		—	—	—
1966	Drop-legs	Dixon Bates Type "D"	GM.7386	2	C	each
4586	Elbow 90°, (long sweep bend) 1½ in. B.S.P.	Between silencer and exhaust pipe	GM.10662 Item 131	—	C	"
—	Engine	Reference 42BQ/1. J.A.P. Type 55		1	—	—
—	Spares	See A.P.2247, Vol. 3, Sect. 42BQ.		1	—	—
—	Extinguisher, fire	Reference 53Y/82		—	—	—
—	Fastener, bonnet, Terry	Ref. No. 2012		—	—	—
—	Filter, air, Vokes	Ref. No. 1994		—	—	—
3827	Gear, driving to air blower, R.2020	Comprising of Part Nos. 2RO.2015211A and 2RO15212A.		1	C	pair
1969	Hose, 2 in. dia., 20 ft. long	C/w breakaway coupling	GM.7580, GM7329	1	C	each
—	Indicator, r.p.m., Smith's	Ref. No. 1996		—	—	—
1972	Lever, throttle	GM.7359	1	C	each
—	Lining, clutch	Ref. No. 1999		—	—	—
—	Plant, refrigeration	J. and E. Hall Ltd. type		1	—	—
	Spares:—					
—	Bush, main bearing	Ref. No. 2220		—	—	—
—	Bush, small end	Ref. No. 2217		—	—	—
—	Crankshaft	Ref. No. 2218		—	—	—
—	Cut-out, H.P.	Ref. No. 2225		—	—	—
—	Gauge, condenser, temperature pressure, 0-150°F./0-250 p.s.i.	Ref. No. 2046		—	—	—
—	Gauge, evaporator	Ref. No. 2223		—	—	—
—	Glasses, sight	Ref. No. 2221		—	—	—
—	Joint, compressor	Ref. No. 2222		—	—	—

RESTRICTED

RESTRICTED

AIRCRAFT STANDARD GROUND SERVICING TROLLEYS AND AIR COMPRESSORS (OTHER THAN ELECTRICAL)

SECTION 4F cont.

1	2	3	4	5	6	7
	TROLLEY, air cooling, Mark 2—cont.					
	Spares—cont.					
	Plant, refrigeration—cont.					
	Spares—cont.					
—	Joint for suction strainer	Ref. No. 4553		—	—	—
—	Pin, gudgeon	Ref. No. 2215		—	—	—
—	Pipe, roll liquid, 20 ft. long	Ref. No. 2227		—	—	—
—	Pipe, roll suction, 20 ft. long	Ref. No. 2228		—	—	—
—	Piston assembly	Ref. No. 2214		—	—	—
—	Regulator, thermostatic	Ref. No. 2224		—	—	—
—	Rod connecting assembly	Ref. No. 2216		—	—	—
—	Seal, gland bellows	Ref. No. 2219		—	—	—
—	Spring, valve delivery	Ref. No. 2212		—	—	—
2669	Strainer, liquid	FT/39898	—	C	each
—	Valve plate assembly	Ref. No. 2210		—	—	—
—	Valve, delivery	Ref. No. 2211		—	—	—
—	Valve, stop gas hand control	Ref. No. 2226		—	—	—
—	Valve, suction	Ref. No. 2213		—	—	—
—	Shaft, dummy, clutch	Ref. No. 2347		—	—	—
—	Silencer, Burgess	Ref. No. 2009		—	—	—
—	Spark arrester, Burgess	Ref. No. 2010		—	—	—
3811	Supercharger, Wade type, 3R.020		1	A	each
—	Switch, Rotax	Ref. No. 2011		—	—	—
1995	Tap, drain, Whittington	K.80B	1	C	each
—	Thermometer, Coley	Ref. No. 1998		—	—	—
—	Tube, inner	Reference 16T/632. For Reference 4G/4520		2	—	—
1967	Wheel, jockey assembly	Dixon Bates Type "D"	GM.7653	1	B	each
—	Wheel, without brakes, pneumatic, Mark 1, 2½ in. × 8 in.	Reference 4G/4520		2	—	—
	Tools:—	For Ref. No. 1912. Units servicing trolleys, Ref. Nos. 1912 and 2002, are to demand one set of these special tools.				
3813	Adaptor, ½ in. male, Briggs × ¼ in. male flare.	5/2/60	2	B	each
—	Balance, spring, 0-60 lbs.	Reference 1A/4273		1	—	—
3815	Connector, bottle	⅜ in. female B.S.P. × ¼ in. male flare		—	B	each

RESTRICTED

RESTRICTED

AIRCRAFT STANDARD GROUND SERVICING TROLLEYS AND AIR COMPRESSORS (OTHER THAN ELECTRICAL)
SECTION 4F—cont.

1	2	3	4	5	6	7
	TROLLEY, air cooling, Mark 2—cont.					
	Tools—cont.	For Ref No. 1912. Units servicing trolleys, Ref. Nos. 1912 and 2002 are to demand one set of these special tools.				
3223	Cutter, pipe	36677. 8/2/18	1	B	each
—	Gauge, compound	Reference 4F/2260		1	—	—
—	Gauge, pressure	Reference 4F/2261		1	—	—
3226	Lamp, test	1223/4. 8/2/1080	1	B	each
3225	Line, charging	8/2/940	3	B	"
3221	Spanner, ratchet, $\frac{1}{4}$ in. square drive	34994	1	B	"
3222	Spanner, ratchet, $\frac{3}{8}$ in. square drive	40711	1	B	"
3814	Thermometer, -20- 120°F.	8/2/925	1	B	"
3224	Tool, flaring	For $\frac{1}{4}$ in.- $\frac{5}{16}$ in.- $\frac{3}{8}$ in.- $\frac{1}{2}$ in. and $\frac{5}{8}$ in. o.d. tubes..	8/2/17	1	B	"
	Union gauge:—					
3812	$\frac{1}{8}$ in. female, Briggs $\times \frac{1}{4}$ in. flare	Pressed steel 8/2/284.	2	B	"
3227	Union, tree	5/2/8	2	B	"
2002	TROLLEY, air cooling, Mark 2A	GM/0/3424	—	A	"
	Accessories:—					
—	Adaptor, Y. outlet	Ref. No. 1962		—	—	—
	Spares:—					
—	Belt, driving	Reference 3B/2814		—	—	—
—	Bracket, fire extinguisher	Reference 53Y/16		—	—	—
—	Cap, hose connection	Ref. No. 1971		—	—	—
—	Clip, hose stowage	Ref. No. 1970		—	—	—
—	Clutch, Anderton	Ref. No. 2059		—	—	—
—	Cover, outer	Reference 16T/802. For Reference 4G/4520 ..		—	—	—
—	Drive, flexible, Smith's	Ref. No. 1997		—	—	—
—	Drop-legs	Dixon Bates Type "D" Ref. No. 1966 ..		—	—	—
—	Elbow 90°, (long sweep bend), $1\frac{1}{2}$ in. BSP.	Between silencer and exhaust pipe Ref. No. 4586		—	—	—
—	Engine	Reference 42BQ/1. J.A.P. Type 55		—	—	—
	Spares:—					
—	Extinguisher, fire	See A.P.2247, Vol. 3, Sect. 42BQ.		—	—	—
—	Fastener, bonnet, Terry	Reference 53Y/82		—	—	—
		Ref. No. 2012		—	—	—

RESTRICTED

RESTRICTED

AIRCRAFT STANDARD GROUND SERVICING TROLLEYS AND AIR COMPRESSORS (OTHER THAN ELECTRICAL)

SECTION 4F—cont.

1	2	3	4	5	6	7
	TROLLEY, air cooling, Mark 2A—cont.					
	Spares—cont.					
—	Filter, air Vokes	Ref. No. 1994		—	—	—
—	Hose, 2 in. dia. bore 20 ft. long	C/w breakaway coupling. Ref. No. 1969		—	—	—
—	Indicator, r.p.m., Smith's	Ref. No. 1996		—	—	—
—	Lever, throttle	Ref. No. 1972		—	—	—
—	Lining, clutch	Ref. No. 1999		—	—	—
—	Plant, refrigeration	"Prescold" type		—	—	—
	Spares:—					
2244	Bush, main bearing, drive end		17/2/42	—	C	each
2245	Bush, main bearing, non-drive end		17/1/41	—	C	"
2264	Control, high pressure	Type QYA.9	11/2/250	—	C	"
2263	Cover, rubber	For expansion valve	20/2/123	—	C	"
2231	Disc, valve, valve plate		17/2/141	—	C	"
2256	Drier		9/2/76B	—	C	"
2246	Eccentric		17/1/137	—	C	"
2241	Gasket, cylinder block to crankcase		17/2/128	—	C	"
2243	Gasket, inspection cover plate		17/2/360	—	C	"
2240	Gasket, shut-off valve		17/2/112	—	C	"
2258	Gasket, sight glass, inner		17/2/353	—	C	"
2259	Gasket, sight glass, outer		17/2/186	—	C	"
2236	Gasket, suction valve		17/2/142	—	C	"
2242	Gasket, thrust cover		17/2/169	—	C	"
2238	Gasket, valve plate to cylinder block		17/2/131	—	C	"
2239	Gasket, valve plate to cylinder head		17/2/137	—	C	"
2260	Gauge, compound		8/2/843	—	B	"
2261	Gauge, pressure		8/2/844	—	B	"
2248	Locknut, eccentric		17/1/39	—	C	"
2249	Lockwasher, eccentric		17/2/146	—	C	"
2247	Nut, eccentric		17/1/40	—	C	"
2237	Nut, fixing suction valve retainer		17/2/140	—	C	"
2251	Piston and gudgeon pins	Including rings	17/2/318	—	C	"
2233	Retainer, delivery valve		17/2/152	—	C	"
2235	Retainer, suction valve		17/2/151	—	C	"
2253	Ring, compression, piston		17/2/134	—	C	"
2252	Ring, oil, piston		17/2/135	—	C	"

RESTRICTED

RESTRICTED

AIRCRAFT STANDARD GROUND SERVICING TROLLEYS AND AIR COMPRESSORS (OTHER THAN ELECTRICAL)
SECTION 4F—cont.

1	2	3	4	5	6	7
	TROLLEY, air cooling, Mark 2A—cont.					
	Spares—cont.					
	Plant, refrigeration—cont.					
	Spares—cont.					
2250	Rod, connecting	17/2/599	—	C	each
2234	Screw, fixing discharge valve retainer	17/2/144	—	C	"
2229	Seal shaft assembly, c/w gasket	17/2/692	—	C	"
2232	Spring, valve	17/2/143	—	C	"
5032	Valve, charging	Pressed Steel. N.10/2/88	1	B	"
2262	Valve, expansion	Type R.Q.A.B.	10/2/171	—	C	"
2230	Valve, plate assembly	17/3/21	—	C	"
2257	Valve, shut-off, c/w handwheel	10/2/84	—	C	"
2254	Valve, shut-off compressor discharge	17/2/126	—	C	"
2255	Valve, shut-off compressor section	10/2/124	—	C	"
4505	Valve, shut-off, liquid receiver		1	B	"
—	Silencer, Burgess	Ref. No. 2009		—	—	—
	Spark arrester, Burgess	Ref. No. 2010		—	—	—
3597	Supercharger	Godfrey K.200		1	A	each
	Spares:—					
2265	Bearing, ball	V.9026	—	C	"
2266	Bearing, roller	V.7100	—	—	"
2267	Bearing, roller race	V.7138	—	C	"
2268	Cap, breather assembly	201,020	—	C	"
2270	Collar, abutment	201,010	—	C	"
2269	Cover, gear end	201,003	—	C	"
2271	Dowel, driven gear	V.9481	—	C	"
2274	Gasket, int-plate	V.5668	—	C	"
2273	Gasket, manifold	V.7654	—	C	"
2272	Gasket, rear end cover	V.5666	—	C	"
2275	Gear, timing	V.5681/2	—	—	"
2276	Key, pulley	201,018	—	C	"
2277	Key, gear, driving	201,017	—	C	"
2278	Manifold, inlet and outlet	201,004	—	—	"
2279	Nut, lock gear	V.6580	—	C	"
2281	Nut, gear end	V.5688	—	C	"
2280	Nut, shaft	201,024	—	C	"

RESTRICTED

RESTRICTED

AIRCRAFT STANDARD GROUND SERVICING TROLLEYS AND AIR COMPRESSORS (OTHER THAN ELECTRICAL)
SECTION 4F—cont.

1	2	3	4	5	6	7
	TROLLEY, air cooling, Mark 2A—cont.					
	Spares—cont.					
	Supercharger—cont.					
	Spares—cont.					
2282	Piece, distance	V.5644	—	C	each
2283	Pulley, drive		—	C	"
2286	Seal, contract collar	V.5680	—	C	"
2287	Seal, contract collar	201,009	—	C	"
2288	Seal, lead	V.8630	—	C	"
2284	Seal, oil	V.7000	—	C	"
2285	Seal, oil	V.7028	—	C	"
2289	Slinger, oil	201,016	—	C	"
—	Switch, rotax	Ref. No. 2011		—		
—	Tap, drain, Whittington	Ref. No. 1995		—		
—	Thermometer, Coley	Ref. No. 1998		—		
—	Tube, inner	Reference 16T/632. For Reference 4G/4520		—		
—	Wheel, jockey	Ref. No. 1967. Dixon Bates Type "D"		—		
—	Wheel, without brakes, pneumatic, Mark 1, 2½ in. × 8 in.	Reference 4G/4520		—		
	Tools:—	Units Servicing Trolleys, Ref. Nos. 1912 and 2002 are to demand one set of these special tools.				
	Adaptors:—					
—	¼ in. male, Briggs × ¼ in. flare	Ref. No. 3813		2	—	—
—	Balance, spring 0-40 lbs.	Ref. No. 3816		—		
—	Connector, bottle	Ref. No. 3815		—		
—	Cutter, pipe	Ref. No. 3223		1	—	—
—	Gauge, compound	Ref. No. 2260		1	—	—
—	Gauge, pressure	Ref. No. 2261		1	—	—
—	Lamp, test	Ref. No. 3226		1	—	—
—	Line, changing	Ref. No. 3225		3	—	—
—	Spanner, ratchet, ¼ in. sq. drive	Ref. No. 3221		1	—	—
—	Spanner, ratchet, ⅜ in. sq. drive	Ref. No. 3222		1	—	—
—	Thermometer, -20-120°F.	Ref. No. 3814		1	—	—
—	Tool, flaring	Ref. No. 3224. For ¼ in., ⅝ in., ⅜ in., ½ in. and ⅝ in. o.d. tubes.		1	—	—

RESTRICTED

RESTRICTED

AIRCRAFT STANDARD GROUND SERVICING TROLLEYS AND AIR COMPRESSORS (OTHER THAN ELECTRICAL)

SECTION 4F—cont.

1	2	3	4	5	6	7
	TROLLEY, air cooling, Mark 2A—cont.					
	Spares—cont.					
—	Union, gauge:—					
—	$\frac{5}{8}$ in. female, Briggs \times $\frac{1}{4}$ in. flare	Ref. No. 3812		2	—	—
—	Union, tee	Ref. No. 3227		2	—	—
2396	TROLLEY, air cooling, Mark 5		—	A	each
	Comprising:—					
	Chassis:—					
	Spares:—					
	Arm, flexitor, with stub:—					
3051	Front, near side	2113 F.N.S.	1	C	"
3050	Front, off side	2113 F.O.S.	1	C	"
	Arm, flexitor, with stub and back plate:—					
3053	Rear, near side	Set of 2	2113 R.N.S.	2	C	set
3052	Rear, off side	Set of 2	2113 R.O.S.	2	C	"
4332	Bearing, bush	For guide block	PV.1855/316C	—	C	each
	Bearing, tapered roller, single row:—					
	$\frac{1}{4}$ in. bore \times 2-4410 in. ed. \times 0.715 in. wide	Reference 2A/9501377 (Timpkin 15123/15245) For Ref. Nos. 3046 and 3047.		6	—	—
3043	Bush, $1\frac{1}{2}$ in. o/d \times $1\frac{1}{4}$ in.	Phosphor bronze	2283	1	C	each
3033	Cable, brake, long	2157/L	1	C	"
3034	Cable, brake, short	2157/S	4	C	"
3048	Cam, brake, 6 ins.	2113C	4	C	"
3049	Cap, hub, press on	Set of 6	2133D	6	C	set
3055	Chain, brass, carthing	1 in. \times 10 S.W.G. \times $1\frac{1}{2}$ ft. long ..	995	1	C	lgth.
3765	Clevis and Yoke assembly	Set of 6	2300/A and B	6	C	set
3029	Collar, towshaft	1266A	1	C	each
4481	Coupling, bayonet for 5 in. Hoses ..	A/C end (Cabin)	PV/1855/54B	1	B	"
4580	Coupling, breakaway, 2 inch	GM.7329	1	B	"
4480	Coupling, clasp, for 5 in. Hoses ..	Trolley end	PV/1855/27H	1	B	"
—	Cover, outer 18 in. \times 7 in., 8 ply	Reference 16T/965		—	—	—
4446	Drive, flexible, tachometer, 6ft. ..	Engine to Rev. meter	PV/1855/3360/A/9	1	C	each
4571	Elbow	PV/1855/505B	1	C	"
3028	Eye, towshaft, 3 ins.	1266	1	C	"

RESTRICTED

RESTRICTED

AIRCRAFT STANDARD GROUND SERVICING TROLLEYS AND AIR COMPRESSORS (OTHER THAN ELECTRICAL)
SECTION 4F—cont.

1	2	3	4	5	6	7
	TROLLEY, air cooling, Mark 5—cont.					
	Comprising— <i>cont.</i>					
	Chassis:—cont.					
	Spares—cont.					
3054	Flexitor, No. 3X	Set of 6	2113F	1	C	set
3058	Hose, 3 in. bore, lightweight	15 ft. long	Airlight W.	1	C	each
3057	Hose, 5 in. bore, outer cover	25 ft. long, Concertina type		2	C	"
4382	Hose, inner 4 $\frac{1}{4}$ in. i/d., 5 in. o/d × 25 ft. long, c/w end fittings.	For use with Ref. No. 3057		2	B	"
	Hub, less bearings:—					
3046	Front	Set of 2	2113A	1	C	set
3047	Rear	C/w brake drum 6 in. P.S. Set of 4	2113B	1	C	"
3035	Lever, brake		2295	1	C	each
3039	Lever, tee		184	1	C	"
3040	Lever, tee, special		2299	1	C	"
3031	Nut, slotted		1266C	1	C	"
3032	Pawl, brake		2294	1	C	"
3041	Pin, King		3286	1	C	"
3044	Pin, pivot, drawbar		2306	1	C	"
3030	Pin, taper, towshaft		1266B	1	C	"
4415	Pipe, exhaust, flexible, 18" long × 1 $\frac{3}{4}$ in.		PV/1855/504C	1	C	"
4488	Pipe, exhaust, inlet, "B"		PV/1855/505C	1	C	"
4570	Pipe, exhaust, rigid	From flexible section to silencer	PV/1855/506C	1	C	"
4572	Pipe, exhaust	From silencer to flame arrester	PV/1855/76H.	1	C	"
			Item 10.			
3060	Ring, joint, 5 in. hose		PV.1855-27H	2	C	set
			Item 6.			
3059	Ring, joint, leather, 3 in. hose coupling		PV.1855-454D	1	C	each
3036	Rod, brake		2300	1	C	"
3056	Seal, linatex, rubber	For 5 in. hose	KO119 Drg.30313	2	C	set
3042	Stop, progressive bump		2308	6	C	each
---	Tube, inner	Fitted with double bend valve TR274. Reference 16T/757.		—	—	—
4594	Valve, Solenoid, Danfoss, Type EV.50. 16-12 volt.			1	B	each
3045	Wheel		2113	6	C	"

RESTRICTED

RESTRICTED

AIRCRAFT STANDARD GROUND SERVICING TROLLEYS AND AIR COMPRESSORS (OTHER THAN ELECTRICAL)
SECTION 4F—*cont.*

1	2	3	4	5	6	7
	TROLLEY, air cooling, Mark 5—<i>cont.</i>					
	Comprising— <i>cont.</i>					
3296	Clutch assembly, complete			1	A each
	Cooler, air trap:—					
3070	Gasket, body	Air $\frac{3}{4}$ in. B.S.P. inlet	FT.51	1	C	..
3069	Gasket, seat	Air $\frac{3}{4}$ in. B.S.P. inlet	FT.51	1	C	..
3218	Control, pressure	QY/A7	1	C	..
	Electrics, other than Power Unit:—					
—	Cable, starter, 200 amp.	60 strands S.W.G. Reference 5E/3127		9 yds.	—	—
—	Dome, glass	Reference 5CX/720		1	—	—
—	Fuse, Type R. No. 1, 30 amp.	Reference 5CZ/3445		1	—	—
—	Fuse, Type S, 10 amp.	Reference 5CZ/881		6	—	—
—	Fuse, Type S, 20 amp.	Reference 5CZ/4057		3	—	—
—	Glass, well, red	Reference 5CX/613		1	—	—
	Lamp, filament, 12 volt:—	Reference:—				
—	2.2 watt, M.E.S.	5L/9951219		3	—	—
—	6 watt, D.P.B.C.	16E/19944		2	—	—
—	12 watt, S.B.C.	5L/9953298		2	—	—
—	16 watt, D.P.B.C.	5L/9953201		1	—	—
—	24 watt, D.P.B.C.	5L/9953228		1	—	—
—	Suppressor, radio interference, Type Y, No. 1.	5CY/2605		1	—	—
—	Engine, Ford Consul	61FD		1	—	—
	Spares:—	<i>See A.P.2173B, Vol. 3, (Part 1).</i>				
	Fan, main:—					
	Spares:—					
3755	Bearing and shaft assembly	No. 5 Monogram	1	B	set
	Comprising:—					
3026	Bearing and Bracket set	No. 5 Monogram	1	B	..
3025	Shaft	No. 5 Monogram	1	B	each
3024	Impellor	No. 5 Monogram	1	A	..
3071	Filter, dry, millivec	EX.22099	1	B	..
3561	Flame-arrestor	PV.1855/411C	1	B	..
4560	Element, filter, Burgess	For Ref. No. 3561	SAE.1 $\frac{1}{2}$	1	C	..
4561	Cover, perforated	For Ref. No. 4560		1	C	..
3562	Shield, mild steel	For Ref. No. 3561	PV.1855/500B	1	C	..

RESTRICTED

RESTRICTED

AIRCRAFT STANDARD GROUND SERVICING TROLLEYS AND AIR COMPRESSORS (OTHER THAN ELECTRICAL)
SECTION 4F—*cont.*

1	2	3	4	5	6	7
	TROLLEY, air cooling, Mark 5—<i>cont.</i> Comprising— <i>cont.</i>					
	Fuel tank and filter:—					
3063	Bowl, fuel filter	Zenith Senior Mark 1A.	1	C	each
3065	Cap, chain, fuel tank	60706	1	C	"
3066	Clock, glandless plug, $\frac{3}{8}$ in. B.S.P.	1003	1	C	"
3061	Gauge, level, glass	Simms G3-S-37	1	C	"
3064	Joint, Bowl, fuel filter	Zenith Senior Mark 1A.	1	C	"
3062	Joint, gauge level, glass	Simms G3-S-37	1	C	set
	Panels, control and 8 instruments:—					
3073	Gauge, air temperature	6 in. bulb, 15 feet, Capillary 20° to 200° F. Model 108, $\frac{1}{2}$ in. dial, flush mounting.		1	A	each
4512	Gauge, fuel level	PV/1855/241A. Item 12.	1	B	"
3072	Glass, safety, control panel	PV.1855-44D	1	C	"
	Refrigeration system:—					
2578	Compressor, Lightfoot, No. 7V/T	$4\frac{3}{4}$ in. \times $4\frac{3}{4}$ in.		1	A	set
	Spares:—	<i>See</i> Section 4FZ.				
4607	Pipe, sight, glass	PV/1856/490K	1	C	each
3985	Sight, glass	For liquid receiver		—	C	"
4887	Valve, inlet for liquid receiver		1	C	"
4429	Valve, outlet	For liquid receiver		1	B	"
4548	Washer, joint, sight glass, liquid receiver		1	C	"
	Washer, sealing:—	For valves on refrigeration systems, between blanking cap and spindle body.				
3955	$\frac{1}{32}$ in. \times $\frac{1}{2}$ in.	6040	—	C	"
3956	$\frac{1}{32}$ in. \times $\frac{1}{2}$ in.	6041	—	C	"
3957	Scot ring, $\frac{3}{32}$ in. fibre	C.161	—	C	"
3594	Tachometer	PV.1855/95H/9	1	A	"
4333	Tap, petrol		1	C	"
	Transmission:—					
	Spares:—					
3017	Bearing	For P. $1\frac{1}{2}$ in. Plumber blocks. (Set of 6 bearings)		1	B	set

RESTRICTED

RESTRICTED

AIRCRAFT STANDARD GROUND SERVICING TROLLEYS AND AIR COMPRESSORS (OTHER THAN ELECTRICAL)

SECTION 4F—cont.

1	2	3	4	5	6	7
	TROLLEY, air cooling, Mark 5—cont.					
	Comprising— <i>cont.</i>					
	Transmission—cont.					
	Spares— <i>cont.</i>					
	Bearing, ball, journal, single row, rigid:—					
—	1 in. bore × 2¼ in. ex. diam. × ⅝ in. width.	R.L.S.8. Reference 2A/9501245		—	—	—
—	1⅛ in. bore × 2½ in. ex. diam. × ⅝ in. width.	R.L.S.9. Reference 2A/9501246		—	—	—
3016	Belt, vee, tachometer	M.20	1	C	each
4496	Collan	For belt tensioning rollers	PV1855-420B, Item 3.	1	C	"
			JP.I.D-103/3.0.			
3023	Coupling, flex link, bushed links	F.63L	3	C	set
3022	Layshaft	Comprising two shafts	PV-1855-34H	1	A	each
3020	Lubricator, Stauffer, Type C		6	C	set
4449	Lug, adjustable	Situated between main drive pulley and layshaft	PV1855-420B, Item 3.	1	C	each
			JP.I.D.-103/1.9.			
4495	Plate cover	For belt tensioning rollers	PV1855-420B, Item 3.	1	C	"
			JP.I.D. 103/3.6.			
4544	Plate cover	For belt tensioning rollers	PV.1855-420B, Item 3.	1	C	"
			JP.I.D-103/3.7.			
4483	Plummer block P 1½ in.	Locating type		1	C	"
4499	Plunger	Part of Plunger Assy. on layshaft coupling	PV1855/313D	1	C	"
3021	Pulley, engine drive shaft	PV-1855-110B	1	B	"
4494	Pulley, spindle	For belt, tensioning rollers	PV1855-420B, Item 3.	1	C	"
			JP.ID-103/2.9.			
	Rope, veecon:—					
3014	Matched set of 2	A.90	1	B	set
3013	Matched set of 3	B.84	1	B	"
3015	Matched set of 6	B.98	1	B	"
3012	Matched set of 8	B.116	1	B	"

RESTRICTED

RESTRICTED

AIRCRAFT STANDARD GROUND SERVICING TROLLEYS AND AIR COMPRESSORS (OTHER THAN ELECTRICAL)
SECTION 4F—cont.

1	2	3	4	5	6	7
	TROLLEY, air cooling, Mark 5—cont. Comprising— <i>cont.</i> Transmission—cont. Spares— <i>cont.</i>					
4547	Tensioning Unit, double pillar, less base	PV1855-420B, Item 3.	1	B	each
	Accessories:—					
—	Battery, 12 volt., 100 amp.	Reference 5J/2379.		2	—	—
—	Connector, Coupling 8 in.	When used with Victor B2 Aircraft Ref. No. 2946 When used with Valiant Aircraft (except Tanker and P.R. Role) Victor Mk. 1 and 1A and Vulcan Mk. 1-1A.		—	—	—
4776	Hose, Assy., 8 in. to 5 in. Type 2 Plain Connector, 150 ft. Comprising:—	GM/E/39843	—	A	..
4915	Bifurcated air supply (Y Piece)	GM/E/39852	1	B	..
—	Clip, Jubilee, 8½ dia.	Reference 29H/		12	—	—
4917	Connector, plain, 8 in.	GM/C/39856	5	C	each
—	Connector, reducing, 8 in.-5 in. c/w 5 in hose	Supplied in Ref. No. 4776 but for replacement see Ref. No. 4918	GM/D/39854	1	C	..
4918	Connector, reducing, 8 in.-5 in.	(This item is GM/D/3985 less Hose, referenced and provisioned for spares replacement)	GM/C/39855	1	C	..
4916	Coupling, male, 8 in.	GM/C/39848	1	B	..
4801	Hose, concertina, 8 in. dia.	GM/8314	6	A	..
4802	Hose, outer cover	For Ref. No. 4801	GM/6780	6	A	..
—	Nut, wing, 2 B.A.	Reference 28M/802		7	—	—
—	Terminal, 2 B.A.	Reference 5K/-		12	—	—
—	Washer, spring, 2 B.A.	Reference 28W/1007983		7	—	—
5185	Hose Assy. 8 in. to 5 in. Type 2 Plain con- nector, 150 ft. Comprising same items as for Ref. No. 4776, less Ref. No. 4915.		—	A	each

RESTRICTED

RESTRICTED

AIRCRAFT STANDARD GROUND SERVICING TROLLEYS AND AIR COMPRESSORS (OTHER THAN ELECTRICAL)
SECTION 4F—cont.

1	2	3	4	5	6	7
	TROLLEY, air cooling, Mark 5—cont. Accessories—cont.	When used with Valiant (except Tanker and P.R. Role) Vulcan B.2. and Victor B.2.				
4777	Hose Assy., 5 inch breakaway coupling	GM/E/39742	—	A	each
	Comprising:—					
4921	Assy., of 5 in. elbow	GM/D/39744	1	B	..
	Clip, hose	Reference 29H/-		3	—	..
4920	Coupling, anchorage	GM/D/39743	1	B	each
4924	Hose, concertina 5 in. dia.	GM/D/39754	1	B	..
	Nut, stiff	Reference 28M/9436836		9	—	..
4923	Lanyard	GM/B/39746	1	C	..
	Lug, lanyard attachment..		6	—	..
4922	Seal, air, 5 in.	For Ref. No. 4923.. .. .	GM/C/39748	1	C	each
—	Strip, earthing, tinned copper $\frac{1}{2}$ in. \times 0.018 in. \times 17 in. long $\frac{3}{16}$ in. holes \times $\frac{3}{8}$ in. pitch.		1	—	—
—	Screw, roundhead, 2 B.A.	Reference 28S/11541		9	—	—
—	Washer, 2 B.A.	Reference 28W/9141858		12	—	—
—	Washer, special, 2 B.A.	Reference 28W/3081		6	—	—
3362	TROLLEY, air cooling, Mark 5A	NOTE.—Comprising items, spares and accessories are the same as for Trolleys, air cooling, Mark 5, Ref. No. 2396.	PV1855/350H	—	A	each
2013	TROLLEY, air cooling and pressure testing, Mark 2. Accessories:—	Godfrey C.1100	—	A	..
2351	Hose, 2 in. diam., 15 ft. long	25711	1	A	..
2352	Hose, 5 in. diam., 25 ft. 6 in. long	25712	1	A	..

RESTRICTED

RESTRICTED

AIRCRAFT STANDARD GROUND SERVICING TROLLEYS AND AIR COMPRESSORS (OTHER THAN ELECTRICAL)
SECTION 4F—cont.

1	2	3	4	5	6	7
	TROLLEY, air cooling and pressure testing, Mark 2—cont.					
	Accessories—cont.					
	Hose, pressure:—	C/w end fittings and couplings.				
2372	4 in. diam., 10 ft. long	25710	1	B	each
2373	4 in. diam., 10 ft. long		1	B	"
	Spares:—					
—	Adaptor, pressure testing, 1-812 in. diam.	Ref. No. 2940		—	—	—
2958	Arrester, spark		—	C	each
3959	Bush, rubber	For clutch		—	C	"
2446	Cable, drive	For R.P.M. indicator	Smith's ATF/1208	1	C	"
2445	Cable, throttle control	20654	1	C	"
2428	Coalescer assembly	25313	1	A	"
	Coupling, duct, flexible:—					
2418	5 in. i.d.	Water extractor to turbine	25891	1	C	"
2417	6 in. i.d.	From valve to cooler	25892	1	C	"
2427	Filter, milli-vee-Vokes	25890	1	B	"
2422	Filter, silencer, air intake	25971	1	A	"
	Gasket:—					
2420	Intake silencer	25991	1	C	"
2419	Pressurizing valve on stub duct	25962	1	C	"
2447	Gauge, air pressure	0-25 lbs. p.s.i.	PG.1501/85	1	B	"
2448	Gauge, air temperature	20°F. to +80°F.	Coley CY.10C	1	B	"
2415	Hose, 5 $\frac{3}{4}$ in. i.d. x 3-9 in. long	Intercooler to turbo compressor		1	C	"
2449	Indicator, r.p.m.	0 to 4,000 r.p.m.	Smith's ATRC- 1546-1.	1	B	"
3958	Lining, clutch		—	C	"
2450	Pipe, air pressure gauge	26026	1	B	"
	Rings:—					
2424	Sealing	25352	1	C	"
2425	Sealing	25351	1	C	"
2421	Sealing	Inside clamp nut	25901	1	C	"
2439	Sealing	On cap	25321	1	C	"
2423	Sealing	Silence box	26001	1	C	"
2441	Sealing	On shaft	0525	1	C	"

RESTRICTED

RESTRICTED

AIRCRAFT STANDARD GROUND SERVICING TROLLEYS AND AIR COMPRESSORS (OTHER THAN ELECTRICAL)
SECTION 4F—cont.

1	2	3	4	5	6	7
	TROLLEY, air cooling and pressure testing, Mark 2—cont. Spares—cont. Seals:—					
2440	Oil	Weston 275/20037/ R.4.	1	C	each
2438	Rubber	In cap	25970	1	C	"
2426	Rubber	Spindle	25353	1	C	"
2429	Rubber	Between outer shell and inlet end	25323	1	C	"
2430	Rubber	Between outlet end cover and tube bank and outer shell.	25324	1	C	"
2443	Shim	Between bearing and seal, housing	25749	1	C	"
2442	Shim	Between fan casing and cowl	26046	1	C	"
2432	Spindle, valve	25318	1	B	"
2435	Spring, throttle return	Bracket to throttle	260282/5	1	C	"
2431	Spring, valve	22541	1	C	"
3108	Tail piece assembly, A/C end	25898	—	B	"
2434	Tube bank assembly	25340	1	B	"
2436	Valve, pressure relief	25317	1	B	"
2433	Valve, sealing	25316	1	B	"
3109	Washer	30680	—	C	"
2437	Washer, fibre	On valve, spindle between inlet cover and nut	25841	1	C	"
2444	Washer, tab	Locking shaft nut	SK.10081	1	C	"
2584	TROLLEY, air cooling and pressure testing, Mark 3A:— Comprising:— Air-ducting, Heat exchangers and Air control valves:— Spares:—	Godfrey R.2000	—	A	"
2927	Catch, ball type	30492	2	C	"
2928	Clamp assembly, silencer joint	30082	4	B	"
2818	Pin, hinge, $\frac{5}{16}$ in. dia.	30087	12	C	"
2929	Clip, worm, drive type	Securing flexible coupling at joints between elbow ducts and compressor manifolds. Colliers W.D.7.		8	C	"

RESTRICTED

RESTRICTED

AIRCRAFT STANDARD GROUND SERVICING TROLLEYS AND AIR COMPRESSORS (OTHER THAN ELECTRICAL)

SECTION 4F—cont.

1	2	3	4	5	6	7
	TROLLEY, air cooling and pressure testing, Mark 3A—cont. Comprising—cont. Air-ducting, Heat exchangers and Air control valves—cont. Spares—cont.					
2930	Clip, worm, drive type	Securing flexible coupling joints of 8-0 in. i.d. Colliers No. 9.		14	C	each
2931	Coupling, flexible	Between compressor inlet manifold and duct	30393	1	C	"
2932	Coupling, flexible	Between fan casing and cooler to fan duct ..	30384	1	C	"
2933	Coupling, flexible	In ducting between selector valve and cold air unit compressor inlet.	30223	1	C	"
2934	Coupling, flexible	For duct joints at water extractor, at primary cooler to pressurising valve duct joint, at hot air outlet to choke joint, at filter to inlet silencer and delivery silencer, to primary cooler duct joint.	30224	6	C	"
2935	Coupling, flexible	Between compressor outlet manifold and duct	30394	1	C	"
2936	Coupling, flexible	At pressurising valve	30792	1	C	"
2828	Filter, air inlet to ducting	30122	1	B	"
2829	Gasket	30225	3	C	"
2830	Gasket	20625	2	C	"
2831	Gasket	12538	2	C	"
2832	Gasket	30794	2	C	"
2833	Gasket	30024	2	C	"
2834	Gasket	30793	1	C	"
2835	Heat-exchanger, primary	30191	1	A	"
2836	Heat-exchanger, secondary	30192	1	A	"
2839	Seal, at silencer joint	30171	4	C	"
2827	Seal, Langite, 0.030 in. thick	For cover inspection, on cooler fan duct ..	30292/B	1	C	"
2840	Silencer, inlet and delivery	30152	2	A	"
2841	Strip, felt	0.62 in. thick × 1.0 in. wide. Between saddle and water extractor, height and angle adjustment.		A/R	C	feet
2842	Strip, sealing	Clayton-Wright, 1 in. × ¼ in. section "Sticka-strip". 15-ft. length, used between cooling fan and casing and flanged joint ring.		1	C	"

RESTRICTED

RESTRICTED

AIRCRAFT STANDARD GROUND SERVICING TROLLEYS AND AIR COMPRESSORS (OTHER THAN ELECTRICAL)

SECTION 4F—cont.

1	2	3	4	5	6	7
	TROLLEY, air cooling and pressure testing.					
	Mark 3A—cont.					
	Comprising— <i>cont.</i>					
	Air-ducting, Heat exchangers and Air control valves—cont.					
	Spares— <i>cont.</i>					
2845	Valve assembly, pressurising	30770	1	A	each
2846	Body, valve	30752	1	B	..
2847	Cover assembly, handwheel side	30764	1	B	..
2848	Bush, $\frac{3}{8}$ in. B.S.W. internal thread valve spindle.	30763	2	C	..
2849	Screw, grub, 4 B.A. \times 0.187 in. long	30764/A	2	C	..
2850	Plate, stop	Retaining non-return valve	30767	3	C	..
2851	Screw, 2 B.A.	Returning valve on spindle	30768	2	C	..
2852	Spindle, handwheel	30766	2	C	..
2853	Valve, bleed and spill	30765	2	A	..
2854	Disc, sealing, rubber	30769	2	C	..
2855	Valve, non-return type	30755	1	A	..
2856	Disc, sealing, rubber	30754	1	C	..
2857	Washer, thrust	Between valve and spindle	30760	2	C	..
2843	Valve assembly, selector, heating or cooling.	30489	1	A	..
—	Catch, ball	Ref. No. 2927		1	—	—
2837	Washer, sealing	For outlet assembly	30352	1	C	each
	Bodywork:—					
	Spares:—					
2925	Pad, protection	Above hot and cold air outlet caps	P.B. Cow. Ref. No. G.31.	2	C	..
2926	Strap, check, side doors	30546	4	C	..
	Chassis:—					
	Spares:—					
3595	Arm, towing		1	B	..
4341	Bar assembly, steering	30077	1	A	..
4245	Bearing, king pin	30026	—	C	..
2806	Bearing, taper roller	Dunlop 30209	8	B	..

RESTRICTED

RESTRICTED

AIRCRAFT STANDARD GROUND SERVICING TROLLEYS AND AIR COMPRESSORS (OTHER THAN ELECTRICAL)
SECTION 4F—cont.

1	2	3	4	5	6	7
	TROLLEY, air cooling and pressure testing,					
	Mark 3A—cont.					
	Comprising—cont.					
	Chassis—cont.					
	Spares—cont.					
2622	Belt, Fenner, C60 for driving		—	C	each
2815	Block, rubber, rebound stop	For link assy. and wishbone assy.	30055	—	C	"
2807	Bolt, pivot, $\frac{3}{8}$ in. B.S.F.	30027	12	C	"
4233	Bolt, pivot, for steering bar	30089	—	C	"
4229	Bracket, rear mounting	30036	—	B	"
2810	Cable assembly, brakes, front end	30182	1	C	"
2811	Cable assembly, brakes, rear end	30183	2	C	"
2808	Drum, brake (pressed)	Dunlop JB.31809	4	C	"
2812	Flame-trap assembly, exhaust system	30863	1	A	"
2813	Flame-trap	30485	1	B	"
2814	Gasket	Between silencer and exhaust outlet pipe	30051	1	C	"
4246	King-pin assembly, nearside front	30059	—	B	"
4247	King-pin assembly, offside front	30058	—	B	"
4262	Mounting, flexible, rear	30101	—	C	"
2819	Nipple, grease, $\frac{1}{4}$ in. B.S.F.	Tecalemit NA.5792/1		24	C	"
2824	Pin, split, $\frac{1}{8}$ in. dia. \times $1\frac{1}{2}$ in. long	Securing fulcrum pin at forward end of steering bar		2	C	"
2823	Pin, split, $\frac{1}{4}$ in. dia. \times $2\frac{7}{8}$ in. long	Locking wheel retaining nut		—	C	"
5143	Pipe, balance, between petrol tanks.	30146	—	C	"
	Pipe, exhaust assembly:—					
2618	Front	30217	—	C	"
2619	Rear	30374	—	C	"
3847	Pipe, flexible	From Heater tank to carburettor and petrol pump to header tank.	30866/A	2	C	"
2616	Pipe, flexible, carburettor	30332	—	C	"
5145	Pipe, flexible, overflow	From header tank to nearside tank	30865	—	C	"
5142	Pipe, header, tank	Header tank to offside tank, length 7 ft.	30866B	—	C	"
5144	Pipe, petrol tap	Petrol tap on offside tank to filter.	30150	—	C	"
2820	Roller, brake operating lever	30369	2	C	"
2821	Seal, grease, retaining	Under wheel nut cover	Dunlop W.D.O.4521	4	C	"

RESTRICTED

RESTRICTED

AIRCRAFT STANDARD GROUND SERVICING TROLLEYS AND AIR COMPRESSORS (OTHER THAN ELECTRICAL)
SECTION 4F—cont.

1	2	3	4	5	6	7
	TROLLEY, air cooling and pressure testing.					
	Mark 3A—cont.					
	Comprising—cont.					
	Chassis—cont.					
	Spares—cont.					
2822	Seal, grease retaining	Inner wheel bearing	Dunlop W.D.O.4698	4	C	each
2809	Shoe, brake, including linings	Dunlop JB.30401	4	C	pair
2825	Spring, brake shoe pull off	Dunlop JB.30392	4	C	"
2826	Track-rod assembly	30074	2	C	each
—	Tube, inner, 7.500 in. × 10.000 in.	India S.M.V. Reference 16T/943		4	—	—
—	Tyre, outer cover, 7.500 in. × 10.000 in.	India S.M.V.-6 P.R. Reference 16T/960		4	—	—
4818	Wheel, body, less tyre and tube	Dunlop WDM. 7	1	B	each
2869	Cold-air unit, Type C.A.9., Mark 3	20603	1	A	"
	Spares:—					
2409	Bar, draw	M.22006	1	C	"
2870	Bearing, ball	V.7046	2	C	"
2871	Bolt, 2 B.A.	12567	5	C	"
2872	Collar, grinding	Between wheels and labyrinth	20622	2	C	"
2874	Gasket, 0.002 in. thick	12592/A	A/R	C	"
2873	Gasket, 0.003 in. thick	12593/B	2	C	"
2875	Gasket, 0.003 in. thick	12592/B	A/R	C	"
2876	Nut, shaft	20620	2	C	"
2880	Piece, packing	20621	1	C	"
—	Plate, name	Reference 27UA/299		1	—	—
2881	Ring, sealing	12824	2	C	each
2882	Shim, 0.003 in.	12591/A	A/R	C	"
3821	Shim, 0.005 in.	In between bearing housings	12591/B	A/R	C	"
2884	Spring, bearing, retaining	12686	5	C	"
2883	Stackpipe, 2.75 in. long	SK.2582	1	C	"
2886	Water-extractor assembly	21800	1	A	"
2887	Coalescer	21811	1	A	"
2888	Tube, $\frac{1}{8}$ in. o.d. × 20 S.W.G.	Light alloy		A/R	C	feet
2885	Wheel, turbine and compressor	20619	2	A	each
2937	Compressor, Type M2000/7		1	A	"
	Spares:—	<i>See Section 4FZ.</i>				

RESTRICTED

RESTRICTED

AIRCRAFT STANDARD GROUND SERVICING TROLLEYS AND AIR COMPRESSORS (OTHER THAN ELECTRICAL)

SECTION 4F—cont.

1	2	3	4	5	6	7
	TROLLEY, air cooling and pressure testing, Mark 3A—cont.					
	Comprising—cont.					
	Fan, axial flow cooling:—					
	Spares:—					
—	Bearing, ball	Reference 16D/401		1	—	—
2858	Bearing, ball	} For Fan, axial flow, Type AF104, Mark 2 ..	V.7042	1	B	each
2859	Bearing, roller		V.7140	1	B	"
—	Bearing, roller	Reference 16D/3329		1	—	—
2868	Belt, "V" type, driving fan	J. H. Fenner. Reference A74		6	C	each
2861	Blade, impeller	} For Fan, axial flow, Type AF104, Mark 2 ..	30202	12	C	"
2860	Cover, retaining bearings		30852	2	C	"
2862	Screw, cap, 1/4 in. B.S.F.		V.6933	24	C	"
2863	Seal, labyrinth, outside bearings		30204	2	C	"
2864	Shield, lubricant, behind bearings	} For Fan axial flow, Type AF104, Mark 2 ..	30199	2	C	"
2865	Shim, under bearing retaining covers		30853	2	C	"
	Fire-extinguisher:—					
—	10-lb. size	Walter Kidde C.O.2 Lux model. Reference 53Y/2125.		1	—	—
—	Quart size	Pyrene Type B.3. Reference 53Y/82		1	—	—
	Fuel system:—					
3766	Tap, petrol	Header tank outlet to carburettor	Rotherham No. BP.3.	1	C	each
	Hoses and Adaptors:—					
2939	Adaptor, air conditioning, 8 in. to 5 in.		30299	2	B	"
	Adaptors, pressure testing:—					
2940	1.812 in. diam.		26045	1	B	"
2941	3 in. diam.		25782	1	B	"
2942	6 in. to 3 in. diam.		30876	1	B	"
4413	8 in. to 6 in. diam.		30830	1	B	"
3747	Body, female and adaptor piece		30678 and 25374	1	B	"
3746	Connection		25714	1	B	"
4252	Connection, 3 way, 8 in. to 2 in.		30694	—	B	"
	Connectors, coupling:—					
2944	2 in. break-away type	For hose air conditioning	G.M.7329	1	A	"
2946	Female, A/C end	For hose air conditioning, 8 in. diam. > 20 ft.	30298	4	B	"

RESTRICTED

RESTRICTED

AIRCRAFT STANDARD GROUND SERVICING TROLLEYS AND AIR COMPRESSORS (OTHER THAN ELECTRICAL)

SECTION 4F—cont.

1	2	3	4	5	6	7
	TROLLEY, air cooling and pressure testing, Mark 3A—cont.					
	Comprising— <i>cont.</i>					
	Hoses and Adaptors—cont.					
	Connectors, coupling— <i>cont.</i>					
2943	Female, screw type	For hose air conditioning. 2 in. diam. × 15 ft. long	25340	1	C	each
	Hoses:—					
2617	1.50 in i.d. × 24 in. long	Pump, radiator		—	C	"
2945	2 in. diam. × 15 ft. long	Single wall concertina type	Matt G/010	15 ft.	A	"
2949	6 in. diam. × 10ft. long	Pressure testing	30835	4	A	"
2947	8 in. nominal diam. × 20 ft. long ..	(Concertina hose, with C2 Hycar lining and double canvas).		40 ft.	A	"
3346	8 in. nominal-diam. × 20 ft. long, c/w end fittings.	(air conditioning)	30462	2	A	"
3348	8 in. nominal diam. × 20 ft. long c/w end fittings.	(air conditioning)	30463/A	2	A	"
3749	Hose, end	25366	1	C	"
3552	Seal, jointing, female connector end	30839	4	C	"
3997	Seal, large	For 8 in. hose adaptor	30312	—	C	"
2948	Terminal, Ross Courtney, W.E.505		4	C	"
	Instruments, controls, and electrical system:—					
	Spares:—					
2905	Adaptor, reducing	¼ in. B.S.P. female to ⅛ in. B.S.P. male 3-way selector cock.	30487	2	C	"
—	Ammeter	Reference 16E/6409		1	—	—
2907	Battery and lid, 12-volt, 70 amp. ..	Oldham Type 6ES5-ILSR		1	B	each
2920	Box, fuse	Lucas 37110	1	C	"
2922	Box, junction, 4-way	B.M.A.C. No. 77		1	C	"
	Cable, accumulator:—					
2909	Negative terminal to starter motor	30290	1	C	"
2908	Positive terminal to starter motor	30291	1	C	"
2910	Cable and conduit assembly	From identification lamp on roof to control panel	30477	1	C	"
2911	Cable and conduit assembly	From panel lamp to control panel	30478	1	C	"
2912	Cable and conduit assembly	From socket connection on engine to control panel.	30473	1	C	"

RESTRICTED

RESTRICTED

AIRCRAFT STANDARD GROUND SERVICING TROLLEYS AND AIR COMPRESSORS (OTHER THAN ELECTRICAL)
SECTION 4F—cont.

1	2	3	4	5	6	7
	TROLLEY, air cooling and pressure testing, Mark 3A—cont.					
	Comprising— <i>cont.</i>					
	Instruments, controls, and electrical system —cont.					
	Spares— <i>cont.</i>					
2913	Cable and conduit assembly	From thermocouple at cold air delivery outlet to control panel.	30476	1	C	each
2914	Cable and conduit assembly	From thermocouple at air delivery outlet to control panel.	30475	1	C	"
	Cable, earthing:—					
2916	Accumulator to carrier	30519	1	C	"
2915	Engine to chassis frame	30520	1	C	"
2917	Cable, tachometer drive, 7 ft.	Smiths ATF/1320	1	C	"
2918	Cable, throttle control	30279	1	C	"
2919	Clip	Securing pipes, control cables and electrical conduits.	30456	23	C	"
2906	Control, voltage, automatic	Lucas 37116	1	A	"
2921	Gasket	Under control panel lamp and identification lamp.	30317	2	C	"
3152	Gauge, delivery, air temperature	2 in.—0.250 °F.	Smiths S43/MV	1	C	"
2923	Knob and cable assembly	Mixture control choke. Messrs. Amal Ltd., Type 66, 88 in. long.		1	C	"
4566	Lever, throttle control	Bowden type 938 L/H		—	C	"
2924	Washer, jointing	Under reducing adaptor	30907	2	C	"
	Lubrication system:—					
	Spares:—					
2889	Clip, securing oil pipes	30532	14	C	"
2890	Filter, oil, replacement element	Wipac Type E.1		1	C	"
2891	Grommet, rubber	V.8224	14	C	"
2892	Pipe assembly	Oil overflow from compressor drive end to casing, off side.	30920/B	1	C	"
	Pipes:—					
2903	3-way cock	To compressor oil feed connector block	30524	1	C	"
2904	3-way cock	To cold air unit	30523	1	C	"
2893	Compressor oil feed connector block	To compressor	30526	1	C	"

RESTRICTED

RESTRICTED

AIRCRAFT STANDARD GROUND SERVICING TROLLEYS AND AIR COMPRESSORS (OTHER THAN ELECTRICAL)

SECTION 4F—cont.

1	2	3	4	5	6	7
	TROLLEY, air cooling and pressure testing,					
	Mark 3A—cont.					
	Comprising— <i>cont.</i>					
	Lubrication system—cont.					
	Spares— <i>cont.</i>					
	Pipes— <i>cont.</i>					
2894	Oil cooler	To filter, lower half	30413	1	C	each
2900	Oil cooler (flexible)	To filter, upper half	30725	1	C	"
2895	Oil drain	From compressor to engine sump	30268	1	C	"
2896	Oil feed	From engine to oil cooler, lower half	30901	1	C	"
2901	Oil feed (flexible)	From engine to oil cooler, upper half	30270	1	C	"
2897	Oil feed, connector block	To oil pressure gauge	30282	1	C	"
2898	Oil feed, connector block	To filter	30521	1	C	"
2899	Oil filter	To 3-way cock	30522	1	C	"
2902	Oil return	From cold air unit to compressor oil feed connector block.	30503	1	C	"
2878	Pressurestat assembly	30912	1	A	"
	Spares:—					
2879	Cable, 40/0076, 4-00 long		2	C	"
4339	Guide, plug	For micro switch re-setting rod	30926	1	C	"
2938	Switch, micro	Burgess Type OXW2		1	C	"
3973	Radiator, engine cooling	D.78-4A	1	A	"
5194	Tank, Petrol, nearside	30125	1	B	"
2474	TROLLEY, air starting	Naval aviation only. To hold 9 gas cylinders, Mark 7A (Reference 71A/29).	WA.4.88.400	—	A	"
	Spares:—					
2480	Adaptor, hose	WA.4.88.357	—	C	"
2499	Cock, 1 in., A.V.D.C.O., hyperseal	Strotesbury Bristol HW.154.	—	C	"
2477	Collar, retaining	WA.4.88.185	—	C	"
	Controller:—		Guest Industries:—			
2494	Pressure	H4/1600	—	C	"
2495	Pressure	H4/245	—	C	"
	Gauge, pressure:—	Budenburg.				
2491	0-300 p.s.i.		—	C	"

RESTRICTED

RESTRICTED

AIRCRAFT STANDARD GROUND SERVICING TROLLEYS AND AIR COMPRESSORS (OTHER THAN ELECTRICAL)
SECTION 4F—*cont.*

1	2	3	4	5	6	7
	TROLLEY, air starting—<i>cont.</i>					
	Spares—<i>cont.</i>					
	Gauge, pressure— <i>cont.</i>					
2490	0-2000 p.s.i.		—	C	each
2489	0-4000 p.s.i.		—	C	"
2501	Handle, operating	WA.4.88.467	—	C	"
2478	Handwheel	WA.4.88.187	—	C	"
2492	Hose, flexible	WA.4.88.573	—	C	"
2482	Key, locking	WA.4.88.459	—	C	"
2502	Lining, brake	WA.4.88.607	—	C	"
2483	Nozzle assembly	WA.4.88.354	—	C	"
2488	Ratchet, brake, hand lever	SF.169.98	—	C	"
	Ring:—					
2479	Locating	WA.4.88.189	—	C	"
2496	Seal, cap	Lacey Hulbert HP.140.	—	C	"
2505	Screw, grub	WA.4.88.186	—	C	"
2484	Shoe, brake	SF.169.88	—	C	"
2476	Spring	WA.4.88.178	—	C	"
	Spring, brake:—					
2486	Hand lever	SF.169.66	—	C	"
2485	Return	SF.169.177	—	C	"
2487	Tow-bar, lever	SF.169.72	—	C	"
	Valve:—					
2498	Bleeder	WA.4.88.547	—	C	"
2493	Bonnet, H.P. shut-off	British Ermetts W.26344.	—	C	"
	Washer:—					
2481	Sealing	WA.4.88.359	—	C	"
2497	Special	Lacey Hulbert HP.142.	—	C	"
—	Wheel, base, c/w bearing	Reference 4C/2709		—	—	—
2503	TROLLEY, air starting	Naval aviation only. To hold 8 gas cylinders, Mark 71A (Reference 71A/29).	Drg. No. 395/1	—	A	each

RESTRICTED

RESTRICTED

AIRCRAFT STANDARD GROUND SERVICING TROLLEYS AND AIR COMPRESSORS (OTHER THAN ELECTRICAL)
SECTION 4F—cont.

1	2	3	4	5	6	7
2334	TROLLEY, air starting, Mark 2	Naval aviation only	Drg. No. CU.395 and relevant drgs.	—	A	each
3235	TROLLEY, air starting, L.P., Mark 4		—	A	..
	Spares:—					
3430	Adjuster assembly	8821	—	C	..
—	Ammeter	Reference 5Q/1635		—	—	—
3519	Bolt, wing, Number box attachment assembly.	8929	—	C	each
3415	Boot, rubber	16337/1	—	C	..
—	Bottle, Graviner, Type 63A	Reference 27N/288		—	—	—
4234	Box, assy, number plate	13920	—	A	each
3261	Bracket, engine mounting	UY2/689	—	B	..
4068	Brake cable assembly	8486	—	C	..
4073	Cable, trolley to aircraft assembly	14453	—	A	..
—	Cartridge Graviner A216	Reference 12K/1248		—	—	—
—	Circuit-breaker	Reference 5C/2561		—	—	—
3390	Clip	P.95/B/18	—	C	each
3391	Chp	P.95/B/39	—	C	..
4006	Clip	P.95/A/15	—	C	..
4072	Clip	P.95/A/20	—	C	..
4071	Clip	P.95/B/15	—	C	..
	Clips:—					
3387	Cable	8598	—	C	..
3395	Cable stowage	8697	—	C	..
3370	Flat, aluminium	P.95/A/19	—	C	..
3474	Flat, aluminium	P.95/A/47	—	C	..
3475	Flat, aluminium	P.95/A/57	—	C	..
3476	Flat, aluminium	P.95/A/31	—	C	..
3477	Flat, aluminium	P.95/A/21	—	C	..
3478	Flat, aluminium	P.95/A/52	—	C	..
3479	Flat, aluminium	P.95/A/51	—	C	..
3480	Flat, aluminium	P.95/A/24	—	C	..
3481	Flat, aluminium	P.95/A/25	—	C	..
4074	Intake doors	12454	—	C	..

RESTRICTED

RESTRICTED

AIRCRAFT STANDARD GROUND SERVICING TROLLEYS AND AIR COMPRESSORS (OTHER THAN ELECTRICAL)
SECTION 4F—cont.

1	2	3	4	5	6	7
	TROLLEY, air starting, L.P., Mark 4—cont.					
	Spares—cont.					
	Clip—cont.					
3367	Pipe (King a/c), air hose attachment	C.8872/32/H	—	B	each
—	Worm drive	Reference 28E/8186	—	—	—	—
3506	Collar, protection	9783	—	C	each
	Connection:—					
3123	Hose assembly	9792	—	B	..
3497	Taper, clamp	7997	—	B	..
4660	Conversion set	—	—	B	..
	Comprising: -	For refrigerant pack testing in situ and bay servicing. Only Units servicing Vulcan Aircraft in Blue Steel role are entitled to this item on a basis of one set for each trolley scaled.			—	—
5183	Air Bleed Silencer	RM/S6452		—	—
5184	Switch Box	RM/S6444	—	—	—
—	Cover, outer, 16 × 4, 6 ply	Reference 16T/802	—	—	—	—
3448	Dipstick assembly	8833	—	C	each
3407	Dipstick, oil tank assembly	8332	—	C	..
	Fastener:—					
—	DZUS., AJ4-45	Reference 28FP/77	—	—	—	—
3366	Intake door, securing	Wm. Marsden 2119	—	C	each
—	Ferrule, Type VZ	Reference 5X/240	—	—	—	—
4463	Flexitor unit	Two comprise a set	C.455	—	B	set
—	Fusc, 20-amp., Type S	Reference 10H/23801	—	—	—	—
	Glass:—					
3575	Amber	15000/40/Amber	—	C	each
4222	Red	15000/40/Rcd	—	C	..
4069	Viewing	8388	—	C	..
3508	Handle, starting assembly	8688	—	C	..
4007	Hinge, 18 S.W.G.	11604	—	B	..
4225	Holder, lamp	MES.120	—	C	..
4460	Hose, air assembly	17080	1	B	..
	Comprising:—					
4461	Hose, 3 in. ID × 20 ft. long	17078	1	B	..
4462	Proctor, hose	17079	1	B	..

RESTRICTED

RESTRICTED

AIRCRAFT STANDARD GROUND SERVICING TROLLEYS AND AIR COMPRESSORS (OTHER THAN ELECTRICAL)
SECTION 4F—cont.

1	2	3	4	5	6	7
	TROLLEY, air starting, L.P., Mark 4 -cont.					
	Spares—cont.					
	Indicator:—					
—	Engine speed, 500–5,000 r.p.m.	Reference 6A/6094		—	—	—
—	J.P.T.O.—800°C.	Reference 6A/5654		—	—	—
—	Oil pressure	Reference 6A/6171		—	—	—
4608	Knob, starting, selector, switch	7550	1	C	each
	Lamp filament:—					
—	28 volt, 18 watt	Reference 5L/9953278		—	—	—
—	24 volt, 16 watt, S.B.C.	Reference 5L/9953202		—	—	—
4226	Lamp, illuminator	Lucas 53614/A-St. 467/2/ or Lucas 53836 467 CP12V	—	C	each
—	Lead, compensating, 7 ft. long (Smith's, F1103).	Reference 6A/4649		—	—	—
	Leg assembly, lifting adjustable:—					
3383	Port	8020	—	B	each
3384	Starboard	8019	—	B	"
—	Light, rear, stop and tail	Reference 16E/22628		—	—	—
4223	Nut, coupling	AN.3054-6	—	C	each
3404	Oil-filter assembly	8335	—	A	"
4076	Panel, access assembly	8363	—	A	"
	Pipe:—					
3423	Avery coupling to tank assembly	8862	—	C	"
3421	Balance assembly	8857	—	C	"
4075	Extinguisher to union assembly	11836	—	C	"
3422	Flexible assembly	8979	—	C	"
3484	Fuel spill assembly	8249	—	C	"
3419	Junction, to Avery coupling assembly	8849	—	C	"
3485	Main fuel assembly	8248	—	C	"
3483	Oil pressure assembly	8247	—	C	"
3574	Plug and socket assemblies	4051	—	C	"
	Plug:—					
4053	Amphenol	MS/3107A/14S/2S	2	C	"
3569	Adaptor assembly	YU3/133	—	A	"
4224	4-pin	AM.3107-B-14-2S	—	C	"

RESTRICTED

RESTRICTED

AIRCRAFT STANDARD GROUND SERVICING TROLLEYS AND AIR COMPRESSORS (OTHER THAN ELECTRICAL)

SECTION 4F—cont.

1	2	3	4	5	6	7
	TROLLEY, air starting, L.P., Mark 4—cont.					
	Spares—cont.					
4227	Pump, boost, SP.14, Mark 2		—	A	each
3354	Ring "O", sealing	6413	—	C	"
3403	Ring "O"	R.110/P.60	—	C	"
—	Regulator, voltage, F.3301	Reference 5UC/5084		—	—	"
—	Resistor:—					
—	Adjustable	Reference 6A/3580		—	—	—
3580	Starter assembly	8209	—	C	each
3486	Silencer, air intake	8505	1	A	"
3434	Socket, air valve silencing assembly	8780	—	B	"
3585	Socket and cable assembly	FV.157951	—	B	"
—	Socket:—					
—	2-pin, Type A	Reference 5X/6772, or 5X/6188		—	—	—
—	5-pin, Type Z	Reference 5X/6376		—	—	—
—	6-pin, Type C	Reference 5X/6962		—	—	—
3568	Cannon type	EL.40746	—	B	each
3400	Spring	8348	—	C	"
—	Spring, D.Z.U.S., No. S.4-200	Reference 28FP/9430916		—	—	—
—	Spring, D.Z.U.S., No. S.5-200	Reference 28FP/337		—	—	—
3571	Start-counter	52/A/B.29	—	A	each
3438	Stopper, hand starter bearing assembly	8635	—	C	"
—	Switches:—					
—	2-pole, 4-way, crossover	Reference 5CW/4404		—	—	—
4897	Bulgin MP.12	For Fire extinguisher actuating button		—	C	each
—	Bulgin, S.561	Reference 5CW/6713		—	—	—
—	Micro, Burgess, Mark 4BR	Reference 16E/22179		—	—	—
3572	Thermocouple	416/21	—	C	each
—	Tube, inner, single bend valve, No. 7857	Reference 16T/877		—	—	—
—	Washer:—					
3576	Cork	20953	—	C	each
3965	Fuel filter	8538	—	C	"
3401	Joint	8346	—	C	"
3398	Sealing	8386	—	C	"

RESTRICTED

RESTRICTED

AIRCRAFT STANDARD GROUND SERVICING TROLLEYS AND AIR COMPRESSORS (OTHER THAN ELECTRICAL)

SECTION 4F—cont.

1	2	3	4	5	6	7
	TROLLEY, air starting, L.P., Mark 4—cont.					
	Spares—cont.					
	Washers—cont.					
4070	Sealing	8665	—	C	each
3399	Sealing	8666	—	C	"
3371	Wheel, castor	8995	—	A	"
3388	Wheel, road, with tyres, 14 VB.7		—	B	Pair
	Tools, servicing:—	For Ref. No. 3235. These tools are required on the basis of one each item per trolley scaled.				
	Spanner:—					
—	"C", adjustable, small	Reference 1C/6183		1	—	—
—	"C", (Lockheed Avery)	Reference 27BA/8782		1	—	—
4217	Peg (King Dick)	CPS.229	1	—	—
	Tools, servicing:—	For Blackburn Palouste, Marks 102 and 104 Gas turbines, fitted to Ref. No. 3235.				
	1st and second line servicing:—	Qty. 2 each item per Ground Servicing Section.				
—	Body extractor, oil strainer	Reference 64BB/16		1	—	—
—	Circlip, applicator assembly	Reference 64BB/60		1	—	—
—	Key, fuel unit adjusting, inner	Reference 64BB/2		1	—	—
—	Key, fuel unit adjusting, outer	Reference 64BB/1		1	—	—
—	Tee-piece, extractor oil strainer	Reference 64BB/17		1	—	—
—	Test orifice assembly	Reference 64BB/18		1	—	—
	2nd line servicing:—	Qty. 1 each item per each Ground Servicing Section.				
—	Extractor assembly, fuel unit drive	Reference 64BB/32		1	—	—
—	Extractor, roller bearing from starter shaft assembly	Reference 64BB/30		1	—	—
—	Screw-jack	Reference 64BB/31. To remove oil pump mounting pack from gearbox.				
—	Socket	Reference 64BB/12		1	—	—
—	Socket, aux. drive gear securing nut	Reference 64BB/10		1	—	—
—	Tool, holding quill shaft hand starter	Reference 64BB/13		1	—	—
—	Tommy-bar	Reference 64BB/29. For use with Ref. No. 64BB/13.		1	—	—

RESTRICTED

RESTRICTED

AIRCRAFT STANDARD GROUND SERVICING TROLLEYS AND AIR COMPRESSORS (OTHER THAN ELECTRICAL)

SECTION 4F—cont.

1	2	3	4	5	6	7
3962	TROLLEY, air starting, L.P. Mark 10. Accessories:—					
	Cables, trolley to aircraft	17416	1	B	each
	Comprising:—					
—	Adaptor assembly	Ref. No. 3569		1	—	—
—	Cable, electric L.T. Trisheathground 7 ..	Reference 5E/2981		42/4	C	—
—	Clamp, cable	Reference 10AD/9145218	3057-6	1	—	—
—	Sleeve	Reference 5K/		—	—	—
—	Socket, 4 pin	Reference 10H/9996047		2	—	—
4612	Clamp, taper	King C8872/324	3	C	each
4613	Connection, hose to aircraft	17108	1	A	—
4614	Connection, taper clamp	7997	4	C	—
—	Conversion set	Ref. No. 4660. For refrigerent pack testing in situ and bay. Only Units servicing Vulcan aircraft in Blue Steel role are entitled to this item on a basis of one set for each trolley scaled)		—	—	—
	Comprising:—					
—	Air Bleed Silencer	Ref. No. 5183		—	—	—
—	Switchbox	Ref. No. 5184		—	—	—
4595	Flange, taper clamp	18660	—	C	each
—	Hose, air	Ref. No. 4461		2	—	—
—	Hose, protection	Ref. No. 4462		2	—	—
	Spares:—					
	Body assembly:—					
—	Bolt, hex. head. H.T.S.	Reference 28D/12787. Attachment P.V. to body		4	—	—
—	Bolt, mushroom head, H.T.S. ¼ in. B.S.F. × 2.20 in.	Reference 28D/12136. Securing top and rear covers.		6	—	—
—	Bolt, mushroom head H.T.S. ¼ in. B.S.F. × 0.55 in.	Reference 28D/12986. Securing top covers. ..		48	—	—
—	Clip, Terry	Reference 28E/16306		1	—	—
—	Clip, Terry	Reference 28E/10030		3	—	—
4615	Cover assembly, for batteries	16783	1	C	each
4616	Cover, rear end	16419	1	B	—
4617	Cover, top, offside, c/w hinged lid.	16758	1	B	—

RESTRICTED

RESTRICTED

AIRCRAFT STANDARD GROUND SERVICING TROLLEYS AND AIR COMPRESSORS (OTHER THAN ELECTRICAL)

SECTION 4F—cont.

1	2	3	4	5	6	7
	TROLLEY, air starting, L.P. Mark 10—cont.					
	Spares—cont.					
	Body assembly—cont.					
4618	Cover, top, rear side	16594	1	B	each
4619	Fastener	For top cover hinged lid	17484	2	C	"
4620	Jack, stabilizing	16634	2	B	"
—	Nut H.T.S. S. plain	Reference 28M/13272. Attachment P.V. to body		4	—	—
4621	Socket, hose exit	16505	1	C	each
4622	Tray, battery stowage	16734	1	C	"
—	Washer, spring, single	Reference 28W/9416645. Attachment P.V. to body		4	—	—
—	Washer, spring, single	Reference 28W/9416644. For top cover securing bolts.		48	—	—
—	Washer, Steel, plain	Reference 28W/9419455. Attachment P.V. to body.		4	—	—
—	Washer, steel, plain	Reference 28W/9418920. For top cover securing bolts.		48	—	—
	Chassis assembly					
—	Bearing, inner main wheel	Reference 2A/9501245		2	—	—
—	Bearing, outer main wheel	Reference 2A/9501299		2	—	—
4623	Castor wheel assembly	16637	1	A	each
	Spares:—					
4769	Bearing	Autoset, 822/823	1	B	"
3381	Bolt, locking	8994	1	C	"
3377	Bush	8789	1	C	"
3374	Housing, bearing	8770	1	C	"
—	Nipple, grease	Reference 28N/6772		2	—	—
3382	Nut, wing	8766	1	C	each
4624	Pin, swivel	13706	1	C	"
—	Cover, outer, main wheel 5.50 × 16	Reference 16T/809-3118		3	—	—
4626	Shoe, brake, leading assembly c/w lining	Girling CB41324 B.O.	2	B	each
4625	Shoe, brake, trailing assembly c/w lining	Girling CB41325 B.N.	2	B	"
4627	Towing unit assembly	Brouhouse J.B. 32185	1	B	"

RESTRICTED

RESTRICTED

AIRCRAFT STANDARD GROUND SERVICING TROLLEYS AND AIR COMPRESSORS (OTHER THAN ELECTRICAL)

SECTION 4F—cont.

1	2	3	4	5	6	7
	TROLLEY, air starting, L.P. Mark 10—cont.					
	Spares—cont.					
	Chassis assembly—cont.					
—	Tube, inner, main wheel 5.50 × 16 ..	Reference 16T/266		3	—	—
	Controls:—					
—	Cable, Linkage assembly	For shut-off cock	16372	1	—	—
	Consisting of:—					
4770	Block, adjusting		YU2/1231	2	C	each
4771	Bracket		YU2/825	1	C	"
—	Ferrule, plain	Reference 29H/919		8	—	—
—	Nipple	Reference 29H/2186		4	—	—
—	Nut, steel, thin ¼ in. B.S.F.	Reference 28M/12931		10	—	each
4628	Stop		YU2/845	4	C	"
—	Stop	Reference 29H/1903		2	—	—
—	Wire, Bowdenite, inner (approx 8' 6")	Reference 29H/4073	Bowden P19/I	as	reqd.	
—	Wire, Bowdenite, outer (approx. 7 ft.)	Reference 29H/4076	Roden B14	as	reqd.	
	Electrical Installation					
—	Battery, 12 volt	Reference 16E/22059		2	—	—
—	Block, terminal	Reference 5X/9000		2	—	—
—	Cable, electric, Uninyvin O.	Reference 5E/4194		as	reqd.	
—	Cable, electric, Uninyvin 22	Reference 5E/4182		as	reqd.	
4772	Cable, loom assembly		17038	1	B	each
	Spares:—					
—	Clamp, cable	Reference 10AD/9145217		1	—	—
—	Ferrule, Type VA.	Reference 5X/2188		3	—	—
—	Ferrule, Type VZ	Reference 5X/240		1	—	—
—	Plug, Type 144	Reference 10H/5910		1	—	—
—	Socket, Type 144	Reference 10H/388		1	—	—
—	Socket, 22 pin	Reference 10H/23339		1	—	—
—	Socket, 4 pin, Type A	Reference 5X/7039		2	—	—
—	Socket, 5 pin, Type Z	Reference 5X/7128		1	—	—
—	Socket, 2 pin, Type A	Reference 5X/7038		1	—	—
—	Cover, Terminal block	Reference 5X/9001		2	—	—
—	Cover, Terminal lug	Reference 5CZ/1983		4	—	—

RESTRICTED

RESTRICTED

AIRCRAFT STANDARD GROUND SERVICING TROLLEYS AND AIR COMPRESSORS (OTHER THAN ELECTRICAL)

SECTION 4F—cont.

1	2	3	4	5	6	7
	TROLLEY, air starting, L.P. Mark 10—cont.					
	Spares—cont.					
	Electrical Installation—cont.					
	Cable, loom assembly—cont.					
	Spares—cont.					
—	Lamp, flasher, Type 488	Reference 16E/21934		1	—	—
	Spares:—					
—	Body, rubber	Reference 16E/19615		1	—	—
—	Holder, lamp	Reference 16E/23905		1	—	—
—	Interior, lamp-holder	Reference 16E/18520		1	—	—
—	Lamp, filament 24 V.24 watt	Reference 5L/ (Single centre contact)		1	—	—
—	Lens	Reference 16E/21935		1	—	—
—	Rim	Reference 16E/19945		1	—	—
4629	Mounting, air in hose indicator	16165	1	C	each
—	Regulator, voltage	Reference 16E/21123		1	—	—
4630	Resistor, starting	YU2/437	1	C	each
—	Socket and cable assembly	Ref. No. 3585		1	—	—
—	Engine, Palouste 104	See A.P.4677C, Vol. 3, Pt. 1.		—	—	—
—	Engine mounting, front		—	—	—
4631	Bracket, engine, mounting	c/w Metalastick bush	YU2/689	2	C	each
—	Engine mounting, rear		—	—	—
4632	Block, mounting, assy.	c/w Metalastick bush	17495	1	C	..
—	Bolt, steel, H.T. $\frac{7}{8}$ in. B.S.F.	Reference 28D/13198		2	—	—
4633	Link, mounting block	16600	2	C	each
4634	Mounting, rear, welded assy.	17486	1	C	..
—	Nut, steel, plain $\frac{7}{8}$ in. B.S.F.	Reference 28M/13553		1	—	—
—	Nut, steel, slotted $\frac{7}{8}$ in. B.S.F.	Reference 28M/13120		1	—	—
4635	Washer, brass .437 in. I.D. × .800 in. O.D. × $\frac{1}{8}$ in. thick	(For bolt rear engine mounting to link)		2	C	each
—	Washer, steel, spring, single	Reference 28W/9416647		1	—	—
—	Washer, steel, plain	Reference 28W/9419457		1	—	—
	Exhaust, hlock assy.					
4636	Bracket, hinge, port	16402	1	C	each
4637	Bracket, hinge, starboard	16403	1	C	..
4638	Door, exhaust	16534	1	B	..
—	Pin, quick release, Type A421	Reference 28FP/9433676		1	—	—

RESTRICTED

RESTRICTED

AIRCRAFT STANDARD GROUND SERVICING TROLLEYS AND AIR COMPRESSORS (OTHER THAN ELECTRICAL)

SECTION 4F—cont.

1	2	3	4	5	6	7
	TROLLEY, air starting, L.P. Mark 10—cont.					
	Spares—cont.					
	Exhaust, Block Assy.—cont.					
4639	Plate, hinge, port	16404	1	C	each
4640	Plate, hinge, starboard	16405	1	C	"
4641	Splitter, Centre	16535	1	C	"
	Fuel tank and mounting:—					
—	Bolt, steel, H.T. $\frac{3}{8}$ in. B.S.F.	Reference 28D/15428		4	—	—
—	Pump, booster, B.P. 14 Mark 3.	Reference 5UE/6533		1	—	—
4642	Strap, tank securing	16524	2	C	each
4643	Tank, fuel	16527	1	A	"
—	Washer, Steel, for $\frac{3}{8}$ in. B.S.F. bolt	Reference 28W/9419460		4	—	—
	Instrument box assembly:—					
—	Ammeter, 50-0-50 amps	Reference 5Q/1635		1	—	—
—	Block, terminal, 3-way	Reference 5X/3277		1	—	—
—	Block, terminal	Reference 5CZ/6092		2	—	—
—	Counter, start	Ref. No. 3571		1	—	—
—	Cover, for terminal block	Reference 5CZ/6103		2	—	—
—	Cover, for terminal block	Reference 5CX/3273		1	—	—
—	Fuse, 10 amp.	Reference 10H/21799		1	—	—
—	Gauge, oil pressure	Reference 6A/6171		1	—	—
—	Holder, fuse	Reference 10H/23998		1	—	—
—	Holder, lamp	Reference 10AR/9445277		2	—	—
—	Indicator, engine speed	Reference 6A/6094		1	—	—
—	Indicator, J.P.T.	Reference 6A/5247		1	—	—
—	Lamp, filament, festoon type, 12 volt, 3 watt	Reference 5L/9951243		2	—	—
—	Plug, bulkhead, 22 pin	Reference 10H/-		1	—	—
—	Plug, bulkhead, 4 pin	Reference 10H/9454298		1	—	—
—	Resistor, adjustable	Reference 6A/3580		1	—	—
—	Resistor, 27 ohms, 10 watt	Reference 10W/0113026		1	—	—
—	Switch, double pole	Reference 5CW/6437		1	—	—

RESTRICTED

RESTRICTED

AIRCRAFT STANDARD GROUND SERVICING TROLLEYS AND AIR COMPRESSORS (OTHER THAN ELECTRICAL)

SECTION 4F—cont.

1	2	3	4	5	6	7
	TROLLEY, air starting, L.P. Mark 10—cont.					
	Spares—cont.					
	Instrument Box Assembly—cont.					
—	Switch, single pole	Reference 10F/17872		1	—	—
4773	Unit, flasher, 24 volt	Lucas F.L.5.	1	B	each
	Intake, Block Assembly					
4644	Cover, intake	16208	1	C	..
4645	Duct, intake	17123	2	C	..
4646	Plate, sandwich	17123	1	C	..
4647	Guard, intake	16226	1	C	..
4648	Wing, side, port	16162	1	C	..
4649	Wing, side, starboard	16163	1	C	..
	Pipes, Fuel and Oil:—					
4650	Pipe, fuel, booster Pump to tee piece	16708	1	B	..
4651	Pipe, N.R.V. to spill solenoid	17152	1	B	..
4652	Pipe, oil, engine to gauge	16711	1	B	..
4653	Pipe, tee piece to N.R.V.	16710	1	B	..
4654	Pipe, tee piece to P.R.V.	16709	1	B	..
4655	Tee Piece	16702	1	C	..
	Valve, non-return	Reference 27F/2661		1	—	—
	Sonic Venturi Assembly:—					
4656	Bolt, Sonic Venturi support	11650	2	—	each
4657	Clamp, taper	King C.8872/36H	1	C	..
4658	Rawlnut, ¼ in. B.S.F. Type 140R		2	C	..
4659	Sonic Venturi	15208	1	C	..
	Thermo-couple assembly:—					
—	Block, terminal two-way	Reference 5CZ/431		1	—	—
—	Cable, compensating	Reference 6A/4649		1	—	—
—	Thermo-couple	Reference 4F/3572		3	—	—
	Tools Servicing:—	For Ref. No. 3962. These tools are required on the basis of one each item per trolley scaled.				
—	Spanner, C. Adjustable, small	Reference 1C/6183		1	—	—
—	Spanner, C. (Lockhead Avery)	Reference 27BA/8782		1	—	—
—	Spanner, Peg (King Dick)	Ref. No. 4217		1	—	—

RESTRICTED

RESTRICTED

AIRCRAFT STANDARD GROUND SERVICING TROLLEYS AND AIR COMPRESSORS (OTHER THAN ELECTRICAL)

SECTION 4F—cont.

1	2	3	4	5	6	7
	TROLLEY, air starting, L.P. Mark 10—cont.					
	Spares—cont.					
	Tools Servicing:—	For Blackburn Palouste, Mks. 102 and 104, Gas Turbines fitted to Ref No. 3962.				
	1st and 2nd line servicing:—	Qty. two each item per ground servicing section.				
—	Body extractor, oil strainer	Reference 64BB/16		1	—	—
—	Circlip, applicator assembly	Reference 64BB/60		1	—	—
—	Key, fuel unit, adjusting, inner	Reference 64BB/2		1	—	—
—	Key, fuel unit, adjusting, outer	Reference 64BB/1		1	—	—
—	Tee piece, extractor oil strainer	Reference 64BB/17		1	—	—
—	Test orifice assembly	Reference 64BB/18		1	—	—
	2nd line servicing:—	Qty. 1 each item per ground servicing section				
—	Extractor assembly, fuel unit drive ..	Reference 64BB/32		4	—	—
—	Extractor, roller bearing from starter shaft assy.	Reference 64BB/30		1	—	—
—	Screw jack	Reference 64BB/31 (To remove oil pump mounting pack from gearbox.		1	—	—
—	Socket	Reference 64BB/12		1	—	—
—	Socket, aux. drive gear securing nut ..	Reference 64BB/10		1	—	—
—	Tool, holding quillshaft handstarter ..	Reference 64BB/13		1	—	—
—	Tommy-bar	Reference BB/29 for use with Ref. No. 64BB/13		1	—	—
2195	TROLLEY, air supply, Mark 1.	To Supply 6 Mark 1 air ventilated suits. ..		—	A	each
2196	TROLLEY, air supply, Mark 2	To supply 3 Mark 1 air ventilated suits ..		—	A	..
	Spares:—	For Ref. No. 2196				
4589	Supercharger, Wade type 3R010/1770		1	A	..
3998	TROLLEY, air supply, Mark 3.		—	A	..
	Spares:—					
—	Aerovolve, manual, $\frac{3}{8}$ in. B.S.P., Mk. 1, (Petrol Cock)	Reference 27F/2421		1	—	—
	Chaincase assembly:—					
	Spares:—					
4661	Bearing, needle	Torrington B.R. 1516	8	B	each

RESTRICTED

RESTRICTED

AIRCRAFT STANDARD GROUND SERVICING TROLLEYS AND AIR COMPRESSORS (OTHER THAN ELECTRICAL)
SECTION 4F—cont.

1	2	3	4	5	6	7
	TROLLEY, air supply, Mk. 3—cont.					
	Spares—cont.					
	Chaincase assembly—cont.					
	Spares—cont.					
4662	Bearing, needle		Torrington G.B.2416	1	B	each
4663	Chain, 135 Links		Renolds 114.046	1	C	"
4664	Chainwheel, Blower Drive		GM/B/31170	1	C	"
4665	Chainwheel, Compressor Drive		GM/B/31159	1	C	"
4666	Chainwheel, Idler and Tensioner		GM/B/31164	3	C	"
4667	Chainwheel, Maindrive Shaft		GM/B/31182	1	C	"
4668	Dowel, Bolt		GM/A/31161	20	C	"
4669	Gasket, chaincase		GM/C/31153	1	C	"
4670	Key, Maindrive Shaft		GM/A/31253	1	C	"
—	Link, connecting, single	Reference 16B/5500		1	—	—
4671	Mounting, Jockey Wheel		GM/B/31186	2	C	each
4672	Seal, Oil		Weston 17509337.R4	3	C	"
5255	Seal, Oil		Weston 22515031	1	C	"
4673	Shaft, Driving, Blower		GM/B/31169	1	C	"
4674	Shaft, Driving, Compressor		GM/B/31160	1	C	"
4675	Shaft, Idler		GM/B/31163	1	C	"
4676	Shaft, Maindrive		GM/B/31181	1	C	"
4677	Compressor complete	J. & E. Hall Ltd. Type 3 C.P.	GM/D/31211	1	A	"
	Spares:—	See Section 4FZ				
4678	Coupling, Automatic, complete	(type C73L modified)	GM/C/31201	1	B	"
	Spares:—					
4679	Bolt		500077	6	C	"
4680	Link		090036	6	C	"
4681	Nut		520001/934083	6	C	"
4682	Shoe assembly, lined and bushed		080056	3	B	Set
4683	Washer		420002	6	C	each
4684	Coupling, Flexilink compressor (modified)		GM/C/31217	1	B	"
4685	Coupling, Flexilink, fan (modified)		GM/C/31217	1	B	"
4686	Coupling, Flexilink, Supercharger (modified)		GM/C/31218	1	B	"

RESTRICTED

RESTRICTED

AIRCRAFT STANDARD GROUND SERVICING TROLLEYS AND AIR COMPRESSORS (OTHER THAN ELECTRICAL)

SECTION 4F—cont.

1	2	3	4	5	6	7
	TROLLEY, air supply, Mark 3—cont.					
	Spares—cont.					
	Coupling, Flexilink, Supercharger (modified)					
	—cont.					
	Spares:—	For Ref. Nos. 4684, 4685 and 4686.				
4687	Bolt	500359	6	C	each
4688	Bush	080062	6	C	"
4689	Link	096057	3	C	"
4690	Nut	440005	6	C	"
4691	Cut-out, high pressure, complete	J & E. Hall 41283-606-9	1	C	"
—	Engine, Coventry Victor Neptune, 4 cylinder	Reference 42GQ/1240		1	—	—
	Air cooled, series 4					
	Spares:—	AP2247, Vol 3, Pt. 1 and 4, Sect. 42GQ Bk. 6.				
4692	Grill, inlet	GM/C/31249	1	B	"
4693	Pipe, petrol	GM/C/31208	1	B	"
	Exhaust System					
—	Element, spark arrester	Ref. No. 4560		1	—	—
5253	Gasket, silencer	GM/A/31274	1	C	each
4721	Hose, manifold assv. 6 suit $\frac{5}{8}$ in. diam.	Dunlop & Co.	12	B	"
	'Antikink' 4 ft. long		DAS/412/E/48			
4695	Plug, rubber	GM/A/26629	6	C	"
5252	Silencer, exhaust	GM/B/31213	1	B	"
—	Spark arrester, c/w element	Ref. No. 5251		1	—	—
—	Extinguisher, Fire, Pyrene 1 qt.	Reference 53Y82		1	—	—
4694	Filter, Air, Milli Vee	Vokes Ltd., C58298	1	B	each
			GM/C/26415	1	B	"
4510	Hose, 2 in. Smooth bore Plastadry, White	Items 1879	2	B	"
	Exterior 25 ft.		less end fittings			
	Accessories:—					
—	Cap, rubber	(Make up from AGS/519/6, 28N/11549)		1	—	—
—	Coupling, breakaway, 2 inch	Ref. No. 2944		1	—	—
4509	Coupling, female 2 in. B.S.P.		1	B	each
4508	Coupling, male, 2 in. B.S.P.		1	B	"

RESTRICTED

RESTRICTED

AIRCRAFT STANDARD GROUND SERVICING TROLLEYS AND AIR COMPRESSORS (OTHER THAN ELECTRICAL)

SECTION 4F—cont.

1	2	3	4	5	6	7
	TROLLEY, air supply, Mark 3—cont.					
	Spares—cont.					
	Instrument Panel:—					
—	Cut out, High temperature Thermostat, type GM.	Ref. No. 4696. Range 95°-170°F, to contact at 140°F c/w 5 ft. Capillary.		1	—	—
—	Flexdrive, tachometer 3ft.	Reference 16B/8212		1	—	—
4697	Gauge, Condenser, 2½ in. dial	J & E. Hall	1	B	each
4698	Gauge, Evaporator 2½ in. dial	J. & E. Hall	1	B	"
4699	Gauge, Pressure, Air delivery Chrome Bezel 4 in. dial	Range 0-15 p.s.i. Flush fitting back entry, c/w nut, washer and tail pipe, ⅜ in. B.S.P. drilled to ¼ in. O.D. pipe.	Payne & Griffiths Model No. 30	1	B	"
4700	Gauge, Temperature, Air delivery	Range 30-180°F Flush fitting, Chrome Bezel, Standard bulb and 5ft. capillary	Payne & Griffiths	1	B	"
—	Gauge, oil pressure	Reference 16B/6729		1	—	—
5177	Lever, temperature control, complete	Bowden 938/LH	1	B	each
4701	Regulator, Constant pressure, complete	J. & E. Hall 43521-411-9	1	B	"
	Spares:—					
4702	Diaphragm	33213-110-2	1	C	"
4703	Guide, Valve	34315-105-2	1	C	"
4704	Joint, CAF, for Diaphragm	31824-107-2	1	C	"
4705	Joint, copper, for plug for valve chamber	34131-115-2	1	C	"
4706	Joint, copper, Ring for cap nut	34131-502-2	1	C	"
4707	Joint, Copper, for vent plug	34131-103 2	1	C	"
4708	Joint, for flanged adaptor	38112-304-2	1	C	"
4709	Joint, Paper, for diaphragm	38416-409-2	1	C	"
4710	Joint, paper, for valve seat	38416-110-2	1	C	"
4711	valve (made from S.P. 38339)	33181-105-2	1	B	"
4720	Seat valve	4287/92	1	B	"
4912	Mudguard, moulded rubber.		—	B	"
4883	Supercharger, type 3R020-3142 (complete)		1	A	"
4713	Valve, pressure, relief, complete	GM/B/26425	6	B	"
	Spares:—					
4722	Valve (c/w handle Pt. No. A102/3)	Saunders Ltd. SP.MK2,-31A05	6	C	"
—	Washer, fibre	28W/6709		12	—	—

RESTRICTED

RESTRICTED

AIRCRAFT STANDARD GROUND SERVICING TROLLEYS AND AIR COMPRESSORS (OTHER THAN ELECTRICAL)
SECTION 4F—cont.

1	2	3	4	5	6	7
	TROLLEY, air supply, Mark 3—cont.					
	Spares—cont.					
4714	Valve, safety, spring, open discharge $\frac{3}{8}$ in. B.S.P.	Connector set to relieve at 8 p.s.i. Gauge Air Pressure	GM/A/26433 Fig. 351	1	B	each
	Wheel assembly:—					
4716	Cable assembly, brake	GM/C/31120	4	B	..
—	Cover, outer 16 in. × 4 in.	Reference 16T/802	2	—	—
4719	Lever, handbrake	GM/C/26644	1	B	each
4717	Suspension Unit, Flexitor sub-assembly L.H.	GM/D/26429	1	B	..
4718	Suspension Unit, Flexitor, sub-assembly R.H.	GM/D/26430	1	B	..
—	Tube inner 16 in. × 4 in.	Reference 16T/632	2	—	—
4715	Wheel, castor 10 in. and spring steering assy.	GM/D/31136	2	B	each
	Wheel, with brakes pneumatic tyred Mark 1A 16 in. × 4 in.	Reference 4G/4521	2	—	—
2376	TROLLEY, air supply, Mark 4	—	A	each
	Spares:—					
--	Aerovolve, manual, $\frac{3}{8}$ in. B.S.P. Mark 1 (Petrol cock)	Reference 27F/2421	1	—	—
4563	Compressor, Type 2C complete	GM/D/26438	1	A	each
	Spares:—	See Vocabulary Section 4FZ.				
4723	Coupling, articulated, complete	GM/C/26451	—	—	—
	Spares:—					
4728	Bolt, forked link	500305	3	C	each
4740	Bolt, hub	500226	3	C	..
4725	Bush	080016	9	C	..
4724	Hub	MS225/016230	1	C	..
—	Link Coupling	Ref. No. 4689	3	—	—
4726	Link, forked	096056	3	C	each
--	Nut	Ref. No. 4690	9	—	—
4729	Stud, driving	450032	3	C	each
4742	Washer	475023	6	C	..

RESTRICTED

RESTRICTED

AIRCRAFT STANDARD GROUND SERVICING TROLLEYS AND AIR COMPRESSORS (OTHER THAN ELECTRICAL)
SECTION 4F—cont.

1	2	3	4	5	6	7
	TROLLEY, air supply, Mark 4—cont.					
	Spares—cont.					
4731	Coupling, automatic, complete	GM/C/26450	1	B	each
	Spares:—					
—	Bolt	Ref. No. 4679		6	—	—
4732	Bush, Hub	080056	12	C	each
4733	Drum, dynamically balanced	043007/M5235	1	C	—
4734	Hub	021082/M5243	1	C	—
4735	Link	090032	6	C	—
—	Nut	Ref. No. 4681		6	—	—
—	Shoe assemblies, lined and bushed ..	Ref. No. 4682		1	—	—
4736	Sleeve	160018	6	C	each
—	Washer	Ref. No. 4683		6	—	—
4507	Coupling, breakaway, 1 in., Connector to aircraft inlet	For Ref. No. 4510		—	—	—
—	Coupling, female 2 ins., B.S.P.	Ref. No. 4509. For Ref. No. 4510		2	—	—
4575	Coupling, Flexilink, complete		1	B	each
	Spares:—					
—	Bolt	Ref. No. 4740		6	—	—
4741	Bush	080016	6	C	each
4738	Hub	M5064/016230	1	C	—
4739	Hub	M5065/016230	1	C	—
—	Link	Ref. No. 4689		3	—	—
—	Nut	Ref. No. 4690		6	—	—
—	Washer	Ref. No. 4742		6	—	—
—	Coupling, male, 2 in. B.S.P.	Ref. No. 4508. For ref. No. 4510		1	—	—
4426	Cut-out, high pressure	J. & E. Hall 41283/60619	1	B	each
—	Cut-out, high pressure	Ref. No. 4691		1	—	—
4590	Distributor head assembly					
	Comprising:—					
—	Hose, anti-kink, 48 in. long	Ref. No. 4721		6	—	—
—	Joint piece	GM/B/26626	3	—	—
—	Manifold assembly	GM/B/26624	1	—	—
—	Manifold cap	GM/B/26625	1	—	—
—	Pressure relief valve	Ref. No. 4713		3	—	—

RESTRICTED

RESTRICTED

AIRCRAFT STANDARD GROUND SERVICING TROLLEYS AND AIR COMPRESSORS (OTHER THAN ELECTRICAL)
SECTION 4F—cont.

1	2	3	4	5	6	7
	TROLLEY, air supply, Mark 4—cont.					
	Spares—cont.					
4743	Duct, from Supercharger to air delivery duct.	GM/D/26453	1	C	each
4744	Duct, Water Eliminator to Heat exchange Engine, Coventry Victor, Type AN4 Mark 3	GM/D/26452	1	C	..
—	Spares:—	Reference 42GQ/850 AP2247, Vol. 3, Section 42GQ		1	—	—
	Exhaust System:—			—	—	—
5251	Arrester, spark c/w elements	GM/C/26617	1	C	each
—	Element, spark arrester	Ref. No. 4560		1	—	—
5250	Silencer, exhaust	GM/D/26616	1	B	each
4894	Fan, Cooling, Impeller, Type 1MVZ	GM/C/26442	1	A	..
4895	Gearbox, bevel, special complete	GM/D/26437	1	A	..
	Spares:—					
—	Bearing, Timken	Reference 2A/9500889		1	—	—
—	Bearing, Timken	Reference 2A/9501491		7	—	—
4745	Seal, oil $\frac{7}{8}$ in. \times $1\frac{1}{2}$ in. \times $\frac{3}{8}$ in.	Opperman Y/350/23	2	C	each
4746	Seal, oil primary 1 in. \times $1\frac{1}{2}$ in. \times $\frac{3}{8}$ in.	Opperman Y/350/28	1	C	..
4747	Seal, oil 1 in. \times $1\frac{3}{8}$ in. \times $\frac{3}{8}$ in.	Opperman Y/350/30	1	C	..
—	Hose, 2 in. Smooth bore, plastidry, white exterior 25 ft	Ref. No. 4510		2	—	—
4573	Hose, 2 in. Smooth bore, plastidry, white exterior 25 ft.		—	—	—
	Comprising:—					
—	Hose, 25 ft.	Ref. No. 4510		—	—	—
—	Coupling, female	Ref. No. 4509		—	—	—
—	Coupling, male	Ref. No. 4508		—	—	—
	Accessories:—					
—	Coupling, male 2 in. B.S.P.	Ref. No. 4508		1	—	—
—	Coupling, female 2 in. B.S.P.	Ref. No. 4509		2	—	—
—	Coupling, breakaway 1 in.	Ref. No. 4507		1	—	—

RESTRICTED

RESTRICTED

AIRCRAFT STANDARD GROUND SERVICING TROLLEYS AND AIR COMPRESSORS (OTHER THAN ELECTRICAL)
SECTION 4F—cont.

1	2	3	4	5	6	7
	TROLLEY, air supply, Mark 4—cont.					
	Spares—cont.					
4748	Hose, Supercharger to coupling flange, Type J., 3 ply, 2½ in. I.D. 2 ft. long		2	C	each
—	Instrument Panel:—			1	—	—
—	Cut-out, High temperature Thermostat	Ref. No. 4696. C/w 5 ft. Capillary, range 95-170°F. Set to make contact at 140°F.				
4750	Gauge, Condenser, refrigeration pressure	4 in. dial, flush fitting, ⅜ in. B.S.P. c/w nut washer and tail pipe, for use with freon and Arcton 6, range 0 to 400 p.s.i., chrome bezel	Payne & Griffiths	1	B	each
4751	Gauge, evaporater, refrigeration pressure	4 in. Dial, flush fitting, ⅜ in. B.S.P. c/w nut, washer and tailpipe, for use with freon 12 and Arcton 6, range 0 to 250 p.s.i. chrome bezel.	Payne & Griffiths	1	B	..
4752	Gauge, pressure, air delivery	4 in. dial, flush fitting, ⅜ in. B.S.P. c/w nut, washer and tailpipe No. 316, range 0 to + 15 p.s.i. chrome bezel.	Payne & Griffiths	1	B	..
4598	Gauge, temperature, on delivery	4 in. dial, flush fitting, 9 in bulb and 5 ft. capillary, range 0-180°F., chrome bezel.		1	B	..
4896	Glass, instrument panel, canopy	GM/A/26568	1	C	..
—	Tachometer	Reference 16B/7882		1	—	—
—	Flexdrive, Tachometer 3 ft.	Reference 16B/7663		1	—	—
4749	Intake, air silencer and filter, combined	Dry filter element	Burgess Products	1	B	each
—	Manifold assembly, 3 suit:—		BIC-051CG			
—	Cap, rubber	To be made from Reference 28N/11549		1	—	—
—	Hose, anti-kink, ⅝ in. dia. 4 ft. long	Ref. No. 4721		6	—	—
—	Plug, rubber	Ref. No. 4695		3	—	—
—	Regulator, constant pressure, complete	Ref. No. 4701		1	—	—
—	Spares:—					
—	Diaphragm	Ref. No. 4702		1	—	—
—	Guide, valve	Ref. No. 4703		1	—	—
—	Joint, C.A.F., for diaphragm	Ref. No. 4704		1	—	—
—	Joint, copper, for plug valve chamber	Ref. No. 4705		1	—	—
—	Joint, copper, for vent plug	Ref. No. 4707		1	—	—
—	Joint, flanged adaptor	Ref. No. 4708		1	—	—
—	Joint, paper for diaphragm	Ref. No. 4709		1	—	—
—	Joint, paper for valve seat	Ref. No. 4710		1	—	—

RESTRICTED

RESTRICTED

AIRCRAFT STANDARD GROUND SERVICING TROLLEYS AND AIR COMPRESSORS (OTHER THAN ELECTRICAL)

SECTION 4F—cont.

1	2	3	4	5	6	7
	TROLLEY, air supply, Mark 4—cont.					
	Spares—cont.					
	Regulator, constant pressure, complete —cont.					
	Spares—cont.					
4753	Ring, joint, copper, for capnut	34131-502-2	1	C	each
4754	Seat, valve	34336-507-9	1	B	"
4755	Valve	33181-101-9	1	B	"
4881	Supercharger, Type 3R020/10/3141		1	A	"
—	Valve, pressure relief, complete	Ref. No. 4713		3	—	—
	Spares:—					
—	Valve (C/w handle part No. A102/3)	Ref. No. 4722		3	—	—
—	Washer, fibre	Reference 28W/6709		6	—	—
—	Valve, safety spring	Open discharges $\frac{3}{4}$ in. B.S.P. connection, set to relieve at 8 p.s.i. gauge air pressure Ref. No. 4714.		1	—	—
	Wheel Assembly:—					
..	Cable assembly, brake	Ref. No. 4716		1	—	—
—	Cover, outer, 16 in. × 4 in.	Reference 16T/802		2	—	—
—	Flexitor, sub-assembly, L.H.	Ref. No. 4717		1	—	—
—	Lever, handbrake	Ref. No. 4719		1	—	—
—	Tube, inner 16 in. × 4 in.	Reference 16T/632		2	—	—
4756	Wheel, jockey	GM/C/26560	1	—	each
—	Wheel with brakes, pneumatic tyred Mark 1A. 16 in. × 4 in.	Reference 4G/4521		2	—	—

RESTRICTED

RESTRICTED

AIRCRAFT STANDARD GROUND SERVICING TROLLEYS AND AIR COMPRESSORS (OTHER THAN ELECTRICAL)
SECTION 4F—cont.

1	2	3	4	5	6	7
1783	TROLLEY, compressor, air, Type L:— Mark 2A (Aircraft and M.T. servicing) ..	Capacity 4 cu. ft. free air delivery per minute at 450 lbs. p.s.i. Mounted on two wheeled trolley.		—	A	each
	Spares:—					
1726	Adaptor, valve, discharge	GS.2024/6	1	C	"
1727	Adaptor, valve, non-return and drain	GS.2025/1	1	C	"
1728	Belt, driving, $\frac{1}{4}$ in. wide \times 56 in. long ..	Whittle laminated rubber vee belting		1	C	"
1731	Body, valve discharge	GS.2023/7	1	C	"
1860	Body, valve drain	GM.3676/1	2	C	"
1733	Body, valve, non-return and drain	GS.2025/3	1	C	"
1736	Cap, spring, retaining	GS.2023/1	1	C	"
1768	Clutch, centrifugal		1	A	"
1737	Collar, $2\frac{1}{4}$ in. o.d. \times $1\frac{1}{4}$ in. i.d.	G.M.3104/SA	2	C	"
1738	Collar, valve discharge	GS.2024/5	1	C	"
1301	Compressor	A.I.D. Type 2A56		1	A	each
	Spares	See Section 4FZ.				
1784	Compressor	Bristol Duplex Type K.		1	A	"
	Spares	See Section 4FZ				
1739	Connector, hose	GM.3274/1	1	C	"
1781	Coupling, instantair	Plug half assembly complete	B.E.N. Cat. No. 244B.	1	B	"
1782	Coupling, instantair	Socket half assembly complete	B.E.N. Cat. No. 244B.	1	B	"
—	Cover, outer	Reference 16T/657. For Reference 4G/4223 ..		2	—	—
1741	Elbow, gauge, pressure	GS.3273/1	1	C	each
1743	Elbow, valve drain	GS.2026/1	1	C	"

RESTRICTED

RESTRICTED

AIRCRAFT STANDARD GROUND SERVICING TROLLEYS AND AIR COMPRESSORS (OTHER THAN ELECTRICAL)
SECTION 4F—cont.

1	2	3	4	5	6	7
	TROLLEY, compressor, air, Type L—cont.					
	Mark 2A—cont.					
	Spares—cont.					
	Engine	Reference 42L397. Villiers, Mark 25		1	—	—
	Spares	See A.P.2247, Vol. 3.				
1744	Gauge, pressure, air	0-900 lbs. p.s.i.	GS.2024/7	1	B	each
1745	Gland, valve discharge		GS.2024/4	1	C	"
1746	Guard, flywheel		GM.3265	1	B	"
1747	Guide, valve		GS.2025/4	1	C	"
1748	Handle, valve discharge		GS.2024/2	1	C	"
1523	Hose, air, H.P.	$\frac{1}{4}$ in diam. \times $\frac{3}{16}$ in. o/d \times 4 ply \times 19 ft. c/w		1	B	lgth.
1749	Nipple	end fittings	GS.2023/5	1	C	each
1750	Nut, gland, valve discharge		GS.2024/3	1	C	"
1751	Piece, distance		GM.3105/1	2	C	"
1752	Pin, hinge		GM.3272/2	1	C	"
1753	Pin, strut		GM.3272/2	1	C	"
1754	Pipe, connecting, compressor to receiver		GM.3262. Issue B	1	C	"
1844	Pipe, connecting, compressor to receiver		GM.4591	1	C	"
1756	Plug, valve, non-return		GS.2025/7	1	C	"
1846	Pulley, clutch		GM.8390	1	A	"
4066	Pulley (starter extension, flywheel)		DM/1334	—	C	"
1757	Spindle, valve discharge		GS.2024/1	1	C	"
1758	Spring, steel		GS.2023/2	1	C	"
	Tube, inner	Reference 16T/632. For Reference 4G/4223		2	—	—
1845	Union, body reducing		GM.4593	1	C	each
1861	Union, flared, valve, non-return		GM.4592	1	C	"
1759	Union, valve discharge		GS.2023/8	1	C	"
1761	Valve		GS.2023/3	1	C	"
1762	Valve, air discharge sub-assembly		GS.2023/6	1	C	"
1763	Valve, drain		GS.2025/5	3	C	"
4892	Valve, drain	For Ref. No. 1860	GM/3676/2	2	C	"
1764	Valve, non-return		GS.2025/6	1	C	"
1765	Valve, non-return and drain		GS.2025/2	1	C	"
3990	Valve, relief		GM/B/29481	1	C	"
1767	Washer, 2 in. o.d. \times $\frac{57}{64}$ in. i.d.		GM.3104/2	2	C	"

RESTRICTED

RESTRICTED

AIRCRAFT STANDARD GROUND SERVICING TROLLEYS AND AIR COMPRESSORS (OTHER THAN ELECTRICAL)

SECTION 4F—cont.

1	2	3	4	5	6	7
	TROLLEYS, ground heating:—					
1840	Mark 3		GM.10295	—	A	each
4401	Mark 4			—	A	"
	Spares:—	For Marks 3 and 4.				
2414	Adaptor		GM/B/15753	1	B	"
4588	Adaptor, 1 in. long	For fuel tank	Ceandess P1454/2	1	C	"
1905	Adaptor, regulator		GM.5458/1	2	C	"
1875	Bar, tow		GM.6739	1	C	"
1818	Belt, driving	$\frac{1}{2}$ in. wide \times 3 ft. 3 in. long		1	C	"
1906	Board, asbestos	For petrol tank	GM.5459	1	B	"
—	Bracket, fire extinguisher	Reference 53Y/16		1	—	—
1907	Bracket, pump, petrol		GM.6731	1	C	each
1876	Bracket, towbar		GM.5460	1	C	"
1793	Burner assembly	Less nozzle. Applicable to Ref. No. 1840 only	GM.8441	1	B	"
	Spares:—					
1874	Inner assembly	Less nozzle	GM.8441S/A	1	C	"
1832	Insulator, bakelite		GM.5177/2	1	C	"
1836	Insulator, pocolain		GM.4645/2	1	C	"
1826	Nozzle, 4.00 gal. 60°		NUWAY 134	1	C	"
1839	Tube, air burner, c/w cone and backplate		GM.8452	1	C	"
1838	Window, inspection, glass		GM.5175/2	1	C	"
4779	Burner assembly, less nozzle	Modified version of Ref. No. 1793 for Ref. Nos. 4401 and 1840.	GM/C/44157/N	1	B	"
1820	Cable, choke control	C/w knob	161	1	C	"
1877	Castor, front steered		179	1	C	"
3537	Cock, fuel tank drain			1	C	"
1936	Com, disc	For automatic fire extinguisher system	K.5842	1	C	"
1795	Cover, canvas		GM.6780	2	A	"
—	Cover, outer	Reference 16T/802. For References 4G/4520 and 4521.		2	—	—
—	Cover, outer	Reference 16T/754. For Reference 4G/3621		1	—	—
1973	Cut-out switch and bracket assembly	For automatic fire extinguisher system	K.9619	1	C	each
1934	Cylinder, CO ₂ , 2 $\frac{1}{2}$ lb.	For automatic fire extinguisher system	K.9613	1	B	"
1935	Detector, flame	For automatic fire extinguisher system	K.9621	1	C	"
—	Engine	Reference 42L/427. Villiers, Mark 25		1	—	—
	Spares	See A.P.2247, Vol. 3, Section 42L.				

RESTRICTED

RESTRICTED

AIRCRAFT STANDARD GROUND SERVICING TROLLEYS AND AIR COMPRESSORS (OTHER THAN ELECTRICAL)
SECTION 4F—cont.

1	2	3	4	5	6	7
	TROLLEYS, ground heating—cont.					
	Spares—cont.	For Marks 3 and 4.				
—	Extinguisher, fire	Reference 53Y/82		1	—	—
1803	Fan, impeller	Fitted on C.I. boss	43/185	1	A	each
	Spares:—					
1880	Cone, inlet	GN/5467	1	C	"
1830	Spring, fan mask	19	2	C	"
1884	Filter, petrol	Enots Type 9860 Q	183	1	C	"
	Spares:—					
1885	Bowl, glass		1	C	"
1886	Washer, packing, filter		1	C	"
1882	Filter, petrol	Vokes type	E.37/F $\frac{1}{4}$ in./12588	1	C	"
	Spares:—					
1883	Refill, filter	C.12588	1	C	"
1879	Fishtail	C/w Jubilee clips	GM.5466	1	C	"
4228	Gauge, outlet temperature, 100°—300°		—	B	"
1822	Gauge, pressure	2 in. dial. 0-100 lb. p.s.i.	182	1	E	"
1887	Guard, pulley	C/w hinges, studs and expanded aluminium	GM.6729	1	C	"
	Spares:—					
1888	Clip, spire, speed	Type S.H.V. 1657	205	4	C	"
1889	Stud, spire, speed	Type S.H.V.1698	206	4	C	"
1786	Hose, asbestos	8 in. dia. \times 18 ft. long	GM.8314	2	A	"
1823	Hose, petrol, flexible	Type CS.2670. 2 ft. long	163	1	C	"
1824	Hose, petrol, resisting	1 $\frac{1}{2}$ in. i.d. \times 3 in. long	149	2	C	"
2573	Lever, operating, c/w spring	K.9650	—	C	"
1825	Mounting, anti-vibration	176	7	C	"
1890	Nut, tubing	Type Z.18. $\frac{5}{16}$ in. B.S.F.	144	21	C	"
1891	Panel, instrument	Ready drilled	GM.6726	1	C	"
1892	Pipe, connecting	GM.6732	1	C	"
4557	Pipe, cylinder to engine horn	K.9617	1	C	"
2173	Pipe, engine exhaust	Flexible pipe connecting engine exhaust and stack pipe.	GM.6969	1	C	"
4268	Pipe, to burner	GM.10295, item 352	—	C	"
4372	Pipe, to fuel pressure control		—	C	"

RESTRICTED

RESTRICTED

AIRCRAFT STANDARD GROUND SERVICING TROLLEYS AND AIR COMPRESSORS (OTHER THAN ELECTRICAL)

SECTION 4F—cont.

1	2	3	4	5	6	7
	TROLLEYS, ground heating—cont.					
	Spares—cont.	For Marks 3 and 4.				
4266	Pipe, to fuel pressure gauge	GM.10295, item 20	—	C	each
4267	Pipe, to thermostatic valve unit	GM.10295, item 303	—	C	"
1893	Plate, identification	Consisting of Plates, name:—		1	C	set
		Choke		1		
		Emergency stop		1		
		Fuel pressure		1		
		Fuel pressure control		1		
		Identification		1		
		Instruction		1		
		Temperature		1		
4944	Plates, instruction	C/w 4 fixing screws. Applicable to Ref. No. 4401.	GM/B/35258	—	C	"
1908	Pulley, pump, petrol	GM.6735	1	C	each
1829	Pump, petrol	Type APP/349/WAC/WM	184	1	A	"
1909	Rack, hose	GM.8613	1	C	"
1894	Regulator, Type 28	C/w B.3 valve, strainer and by-pass jet calibrated to 240 F.	305	1	A	"
3986	Screw, self-tapping, 1½ in. × 125 roundhead, type A.		—	C	"
1895	Sheet, asbestos	Cellular 3-ply. Supplied in set of 11 sheets ..		—	C	set
1897	Sleeve, tubing	Type Z4, ⅝ in. B.S.F.	145	21	C	each
1898	Stack, exhaust	GM.6741	1	C	"
1790	Strap, starting	Canvas 3 ply, 1 m. wide × 3 ft. long	172	1	C	"
4899	Support channel	Applicable to Ref. No. 4401.		—	C	"
—	Switch, tumbler, single pole, 2 amp.	Reference 5D/531		—	—	—
1899	Tank, fuel, main	GM.8442	1	B	each
	Spares:—					
1900	Dipstick	GM.4612/2	1	C	"
1901	Strip, cork	2 in. × ¼ in. × 28 in. long	162	5ft.	C	"
1902	Tank, header	C/w cap	GM.6733	1	B	"
—	Spares:—					
	Cap, filler, fuel tank	Ref. No. 2022		1	—	—

RESTRICTED

62 RESTRICTED

AIRCRAFT STANDARD GROUND SERVICING TROLLEYS AND AIR COMPRESSORS (OTHER THAN ELECTRICAL)
SECTION 4F—cont.

1	2	3	4	5	6	7
	TROLLEYS, ground heating—cont.					
	Spares—cont.	For Marks 3 and 4.				
	Tank, header—cont.					
	Spares—cont.					
3960	Tee-piece	Connecting pressure gauge to fuel shut-off valve and thermostatic valve pipelines.		—	C	each
1797	Thermometer	Vapour bulb type, 6 ft. 6 in. capillary ..	181	1	B	"
2183	Thermostatic control unit	C/w capillary and valve closing element ..	GM.10295. Sheet 3. Item 105. GM.5458/2	1	A	"
1903	Tube, extension regulator		1	C	"
—	Tube, inner	Reference 16T/632. For Reference 4G/4520 and 4521.		2	—	—
—	Tube, inner	Reference 16T/755. For Reference 4G/3621 ..		1	—	—
2748	Valve, needle, ¼ in.	GMA/17386/410	—	C	each
1937	Valve, nylon	For automatic fire extinguisher system ..	K.6220	1	C	"
1904	Valve, pressure regulating	Type APP/361/AC	173	1	B	"
—	Wheel, with brakes, pneumatic tyred, Mark 1A, 16 in. × 4 in. × 6 ply.	Reference 4G/4521		1	—	—
—	Wheel, without brakes, pneumatic tyred, Mark 1, 16 in. × 4 in. × 6 ply.	Reference 4G/4520		1	—	—
—	Wheel	Reference 4GB/3621. Dunlop T.W.49		1	—	—
2957	TROLLEY, paralleling	KD.3306D		A	each
	Spares:—					
3534	Cable, ground trailer, 15 ft.	C/w NATO plug	KD.3307D/S25	1	A	"
3535	Contractor, 112 volt, 200 amp.	KD.3307D/S24	1	B	"
—	Plug, 112 volt	Reference 5CY/4315		1	—	—
3563	Rectifier, Type V.34	KD.3307D/S19	1	B	each
3533	Relay, reverse current	KD.3307D/S3	1	B	"
3536	Relay, type 156 with 2 N.C. contacts	KD.3329B/S6	1	B	"
3564	Socket, 112 volt	KD.3307D/S20	1	B	"
—	Tube, inner, 16 in. × 4 in.	Reference 16T/632		2	—	—
—	Tyre, outer, 16 in. × 4 in. × 6 ply	Reference 16T/802		2	—	—
—	Wheel, Dunlop, Z19	Ref. No. 2335		2	—	—

RESTRICTED

RESTRICTED

AIRCRAFT STANDARD GROUND SERVICING TROLLEYS AND AIR COMPRESSORS (OTHER THAN ELECTRICAL)
SECTION 4F- cont.

1	2	3	4	5	6	7
2061	TROLLEY, platform, aircraft, servicing G.P.		—	A	each
	Accessories:—					
2298	Canopy, canvas		1	A	"
2299	Support, canopy		1	C	"
	Spares:—					
—	Chassis, basic, Mark 2, Type C	Ref. No. 2019		1	—	—
	Spares:—	As shown under Ref. No. 2019.				
2541	TROLLEY, pressure cabin testing	Godfrey R300, Mark 2		—	A	each
	Spares:—					
—	Adaptor, pressure testing, 1-812 in. diam.	Ref. No. 2940	26045	—	—	—
—	Blower, K300, style 31	V9435	1	A	each
	Chassis and body assembly:—					
3628	Bracket	201879	1	C	"
	Bracket:—					
3630	Front storage	201882	1	C	"
3631	Rear storage	201883	1	C	"
3635	Support	201902	1	C	"
3625	Buffer	122337	1	C	"
3626	Clip, spring	122424	2	C	"
3627	Frame, support assembly	201875	4	C	"
	Handle:—					
3637	Bow, chromed	Stedall No. 3943	4	C	"
3621	Inner	12424	1	C	"
3620	Outer	12423	1	C	"
3619	Hub assembly	With 14 VB/Flexitor		2	A	"
3922	Lever, brake	Ford type 7W.2811C.	1	C	"
3632	Pin, hinge, Tow bar	201893	2	C	"
3624	Plate, locking	122336	1	C	"
3634	Plate, identity	201901	1	C	"
3636	Plate, mounting	201904	1	C	"
3633	Rod, brake	201896	2	C	"
3629	Spool, pipe storage	201881	1	C	"
3622	Spring	12425	2	C	"
3623	Washer, saddle	14631	2	C	"

RESTRICTED

RESTRICTED

AIRCRAFT STANDARD GROUND SERVICING TROLLEYS AND AIR COMPRESSORS (OTHER THAN ELECTRICAL)
SECTION 4F—cont.

1	2	3	4	5	6	7
	TROLLEY, pressure cabin testing—cont.					
	Spares—cont.					
	Chassis and body assembly—cont.					
3606	Wheel, castor assembly	Flexello type 833/CSR		1	C	each
3592	Wheel, jockey, 8 in. × 2 in.	Slingsby design No. 8717		1	B	"
	Compressed-air ducting:—					
	Bolt, hex. head:—					
3645	0.250 in. B.S.F. × 1.250 in. long	FB/104/10A	6	C	"
3646	0.625 in. B.S.F. × 1.250 in. long	FB/110/10A	4	C	"
3647	0.625 in. B.S.F. × 1.625 in. long	FB/110/13A	16	C	"
3653	Bolt, keep, chain, valve cap	30218	2	C	"
3651	Cap, outlet	25348	1	C	"
3654	Chain, cap	30415	1	C	"
3669	Clip	Colliers W.D.3	4	C	"
3670	Clip	Colliers W.D.5	4	C	"
3641	Gasket	DS.63	2	C	"
3643	Gasket	V.8620/D	5	C	"
3642	Gasket, port	V.7891	1	C	"
3663	Housing, outlet	201878	1	B	"
3668	Manifold, special	203125	1	C	"
3674	Nipple, union	ENOTS Pt. No. 1746/C.	2	C	"
3673	Nut, union	ENOTS, Pt. No. 1745/A.	2	C	"
3660	Outlet-bend	201868	1	B	"
3661	Pipe assembly	Silencer to N.R. valve	201869	1	B	"
3662	Pipe assembly	Silencer to blower	201870	1	B	"
3665	Silencer	201886	1	B	"
3644	Stud	V.9920	10	C	"
3659	Tube, Venturi	201863	1	B	"
3671	Union, equal	ENOTS, Pt. No. 1740/C.	2	C	"
3666	Union, special	N.R. valve	201899	1	C	"
3675	Valve, gate, 2 in.	Crane Type D.159	2	B	"
3664	Valve, non-return, 3 in.	201885	1	A	"
3667	Valve, relief, 2 in.	Industrial adjustable	201907	1	A	"

RESTRICTED

RESTRICTED

AIRCRAFT STANDARD GROUND SERVICING TROLLEYS AND AIR COMPRESSORS (OTHER THAN ELECTRICAL)

SECTION 4F—cont.

1	2	3	4	5	6	7
	TROLLEY, pressure cabin testing—cont.					
	Spares—cont.					
	Compressed air ducting—cont.					
3652	Washer, outlet cap	25364	1	C	each
3656	Blower, K300, Style 31	V.9435	1	A	"
	Spares	See Section 4FZ.				
—	Engine, Coventry Victor Neptune	Reference 42GQ/1200		1	—	—
	Spares	See A.P.2247, Vol. 3, parts 1 and 4.				
—	Fire extinguisher, quart size—Pyrene Type P2	Reference 53Y/82		1	—	—
	Fuel system:—					
3639	Pipe assembly, petrol	201908	1	C	each
3638	Strap assembly, petrol tank	201873	2	C	"
3640	Tap, petrol	Rotherham No. B.P.2.		1	C	"
3655	Tank, petrol assembly	SK.4832	1	B	"
3844	Hose, connecting cabin pressure gauge ..	$\frac{1}{2}$ in. o/d. \times $\frac{1}{4}$ in. i/d. \times 40 ft. long		1	C	"
	Hose, gauge pressure:—					
—	4 in. diam. \times 10 ft. long	Ref. No. 2372		1	—	—
—	4 in. diam. \times 10 ft. long	Ref. No. 2373		1	—	—
	Instruments:—					
3676	Block, junction	201891	1	C	each
3682	Gauge, pressure, 4 in. diam.	PR.19937	1	B	"
3677	Nipple and nut	201906	1	C	"
3679	Nipple, union, $\frac{1}{4}$ in. B.S.P.	ENOTS, No.1746D	2	C	"
3680	Nut, union, $\frac{1}{4}$ in. B.S.P.	ENOTS, No. 1745D	2	C	"
3681	Thermometer		1	B	"
3678	Union, double ended, $\frac{1}{4}$ in. B.S.P.	ENOTS, No. B.1740D.	1	C	"
4383	Tube, steel, armouric No. 2, 1.37 bore, Galv. \times 33 in. long.	Between exhaust pipe and silencer		2	C	"
	TROLLEYS, salvage:—					
2302	Main	50 ton		1	A	"
4424	Main	50 ton (Britannia Standard)		—	A	"
2303	Nose	15 ton		1	A	"
4425	Nose	15 ton (Britannia Standard)		—	A	"

RESTRICTED

RESTRICTED

AIRCRAFT STANDARD GROUND SERVICING TROLLEYS AND AIR COMPRESSORS (OTHER THAN ELECTRICAL)

SECTION 4F—cont.

1	2	3	4	5	6	7
	TROLLEYS, salvage—cont.					
	Accessories:—	Supplied in the number off per pair of salvage trolleys:—Ref. No. 2302 with 2303, and Ref. Nos. 4424 with 4425.				
2466	Bar, spreader, for net		1	A	each
2464	Block, snatch		1	A	"
2463	Bridle, towing		1	A	"
2473	Cable, 40 ft.		2	A	"
2469	Cable, towing		2	A	"
2470	Chock, wheel		8	A	"
2468	Jack, traversing		4	A	"
2465	Net, securing		1	A	"
2467	Shackle, 10 ton		4	A	"
	Tow bars:—					
2472	10 ft.		1	A	"
4911	20 ft.	Applicable to Ref. Nos. 4424 and 4425 only ..	1	A	"
2471	50 ft.	Applicable to Ref. Nos. 2302 and 2303 only ..	1	A	"
4910	56 ft.	Applicable to Ref. Nos. 4424 and 4425 only ..	1	A	"
	Spares:—	For Ref. Nos. 2302 and 4424				
2402	Ball, shear, track rod	M.22144A	1	C	"
—	Coupling, head,	Reference 16L/37824		—	—	—
—	Coupling, seal, for brake system	Reference 16L/37825 (Part of Reference 16L/37824).		—	—	—
3177	Cylinder brake,	MC/1222A	—	C	each
4340	Eye	FV.39755	—	B	"
	Pins:—					
2403	Connecting, track rod	M.22041(c)	1	C	"
2404	Lock, steering	M.22128	1	C	"
2405	Shackle, drop over end	M.22177	1	C	"
4343	Shear, at bogie end of track rod	M.22038	—	C	"
3598	Valve, relay emergency		1	B	"
3759	Wheel, c/w tyre, solid rubber	22 in. × 8 in. × 16 in.	M.22020A	16	A	"
	Spares:—	For Ref. Nos. 2303 and 4425				
—	Bar, draw	Ref. No. 2409	M.22006	1	C	"
4386	Hose, brake, 40 ins.	FV.108626	1	C	"
—	Hose, brake, 6 ft.	Reference 16L/43357	FV.256553	1	—	—

RESTRICTED

RESTRICTED

AIRCRAFT STANDARD GROUND SERVICING TROLLEYS AND AIR COMPRESSORS (OTHER THAN ELECTRICAL)
SECTION 4F—cont.

1	2	3	4	5	6	7
	TROLLEYS, salvage—cont.					
	Spares—cont.	For Ref. Nos. 2303 and 4425				
2406	Latch	M.21012(c)	1	C	each
2408	Pin	M.21019(g)	1	C	"
2407	Pin, knuckle	M.21019(b)	1	C	"
2170	TROLLEY, servicing aircraft toilet, Mark 1		—	A	each
	Accessories:—					
2324	Adaptor set	For Valetta aircraft		1	B	set
	Consisting of:—					
2331	Adaptor, seven stowage	1 in. diam. Items 7, 13, 19 and 22	ST/A6/19/2785	1	B	each
2327	Cap, assembly	ST/A6/19/1745	1	B	"
2328	Cap, chain	Items 7 and 18	ST/A6/19/803	1	B	"
2333	Clamp assembly	ST/A6/19/2772	1	B	"
2330	Clip, stowage, 4 in. dia.	Item 8–12 inclusive and 21	ST/A6/19/2786	1	C	"
2329	Funnel, adaptor	Item 3, 4, 5 and 7	ST/A6/19/1294	1	B	"
2326	Gasket	Item 20	ST/A6/19/1224	1	C	"
2325	Pipe, side inlet	ST/A6/19/1282	1	B	"
2332	Prod	ST/A6/19/1281	1	B	"
	Spares:—					
2952	Pump, electric, No. 12, 24 volts	ZA.H.IV.	1	A	"
2995	Switch, time, Auto Columbus, Type 110	Surface fittings		—	C	"
2344	TROLLEY, servicing, aircraft toilet, Mark 3			—	A	"
	Spares:—					
2336	Hose assembly	For Comet aircraft		1	B	"
	Consisting of:—					
2340	Adaptor, for pantry drain	ST/A6/19/1271/4	1	B	"
2392	Connector, interference, pantry drain	ST/A6/18/1683	1	A	"
2338	Hose, chemical flush	ST/A6/19/1291	1	B	"
	Consisting of:—					
—	Clp, hose, jubilee type, size 1	Reference 29H/2656		2	—	—
2393	Connector	ST/A6/19/1652	1	A	each
2367	Tubing, rubber, two ply, 1 in. dia. × 9 ft. 6 in. long.	ST/A6/19/1291/3	1	B	length

RESTRICTED

RESTRICTED

AIRCRAFT STANDARD GROUND SERVICING TROLLEYS AND AIR COMPRESSORS (OTHER THAN ELECTRICAL)
SECTION 4F—cont.

1	2	3	4	5	6	7
	TROLLEY, servicing, aircraft toilet, Mark 3—	<i>cont.</i>				
	Spares—cont.					
	Hose assembly— <i>cont.</i>	For Comet aircraft.				
	Consisting of— <i>cont.</i>					
2337	Hose, sewage	ST/6/19/1292/D	1	B	each
	Consisting of:—					
	Clip, jubilee, No. 5	Reference 29H/9429542		4	—	—
2413	Connector, 4 in.	ST/A6/18/1206	1	A	each
	Hose, flat, 10 ft. long, 4 in. dia. ..	Reference No. 3771		1	—	—
4320	Tube, inner, 27 in. × 4 in.	To suit Land Rover, tyre 27 in. × 4 × 4 ply		—	C	each
2339	Tubing, rubber, 1 in. dia. × 9 ft. ..	For pantry drain		1	B	"
2663	Valve, drain assembly	ST/A6/19/1215	1	A	"
3083	TROLLEY, servicing, aircraft toilet, Mark 4B		—	A	"
	Spares:—					
	Accumulator, lead acid, 12V/51AH ..	References 16E/4026 or 22047		1	—	—
3768	Beading, rubber	ST/A6/19/063L	2	C	each
3778	Bolt, "U"	ST/A6/18/2796	4	C	"
3774	Cap, filler	ST/A6/19/1304	2	C	"
3772	Cap, protective, 1 in. connector	ST/A6/18/1797	1	C	"
3773	Cap, protective, 4 in. connector	ST/A6/18/1796	1	C	"
3770	Castor assembly, complete	ST/A6/19/1288	1	B	"
	Clip, Type J, No. 1	Reference 28E/15228		1	—	—
	<i>or</i>					
	Clip, Type J, No. 2	Reference 28E/8184		1	—	—
	Clip, Type J, No. 5	Reference 28E/8187		2	—	—
	Connector, 1 in.	Ref. No. 2393		1	—	—
	Connector, 4 in.	Ref. No. 2413		1	—	—
3776	Cotter	ST/A6/18/2677	4	C	each
	Cover, outer, 25 in. × 6 in., 8 ply ..	Reference 16T/105		2	—	—
4400	Gasket, sewage tank	ST/A6/19/1671A/	1	C	each
3767	Gauge, contents assembly	ST/A6/19/1671	1	C	"
4214	Handle assembly	ST/A6/19/1670	1	B	"
3771	Hose, flat	10 ft. long × 4 in. diam.	ST/A6/19/1292/6	1	C	"
3769	Mudguard, rubber, complete	ST/A6/19/595	2	B	"
3777	Pipe, vent	ST/A6/18/1786	1	C	"

RESTRICTED

RESTRICTED

AIRCRAFT STANDARD GROUND SERVICING TROLLEYS AND AIR COMPRESSORS (OTHER THAN ELECTRICAL)
SECTION 4F—cont.

1	2	3	4	5	6	7
	TROLLEY, servicing, aircraft toilet, Mark 4B	—cont.				
	Spares—cont.					
3780	Pump, centrifugal, 28 bolts	Stewart Turner No. 26		1	A	each
—	Tube, inner, 25 in. × 6 in.	Reference 16T/234		2	—	—
—	Tubing, rubber, 3 ply	1 in. diam. × 9 ft. 6 in. long, Ref. No. 2367 ..		1	—	—
3779	Valve, flap, plate assembly		1	B	each
4919	Valve, gate, $\frac{3}{4}$ in. 4-way, Type R.531		1	B	..
			inc. on Drg. ST/A6/19/1788			
4399	Valve, 4-way, sub-assembly	ST/A6/19/1326	1	A	..
3775	Switch, time (Venner), Type P.T.C.		1	B	..
	TROLLEY, servicing, hydraulic:—					
1806	Mark 1B		—	A	..
	Accessories:—					
	Adaptors, hydraulic: -					
1964	$\frac{3}{8}$ in. Aeroquip to $\frac{3}{8}$ in. B.S.P.	Naval aviation only	M.R.6119	1	C	..
1931	$\frac{1}{2}$ in. Aeroquip to $\frac{1}{2}$ in. B.S.P.	Naval aviation only	M.R.6128	1	C	..
1965	$\frac{1}{4}$ in. Aeroquip to $\frac{1}{4}$ in. B.S.P.	Naval aviation only	M.R.6126	1	C	..
1930	$\frac{1}{8}$ in. Aeroquip to $\frac{1}{8}$ in. B.S.P.	Naval aviation only	M.R.6125	1	C	..
1963	$\frac{1}{8}$ in. Aeroquip to $\frac{1}{8}$ in. B.S.P.	Naval aviation only	M.R.6120	1	C	..
1928	Adaptor, pump flange, mounting	Naval aviation only	M.R.6186	1	C	..
1929	Adaptor, shaft coupling	Naval aviation only	M.R.6187	1	C	..
1507	Drive, flexible	16 ft. long	Flexton Eng. G.1149	1	B	..
	Spares:—		GS.1805			
228	Box control		1	A	..
	Spares:—					
1158	Body, relief valve	GS.1806/1	1	C	..
1212	Buffer, rubber	86787	4	C	..
230	Camshaft	GS.1806/2	1	B	..
1159	Camshaft, valve relief	GS.1809/1	1	C	..

RESTRICTED

RESTRICTED

AIRCRAFT STANDARD GROUND SERVICING TROLLEYS AND AIR COMPRESSORS (OTHER THAN ELECTRICAL)
SECTION 4F—cont.

1	2	3	4	5	6	7
	TROLLEY, servicing, hydraulic—cont.					
	Mark 1B—cont.					
	Spares—cont.					
	Box control—cont.					
	Spares—cont.					
1154	Elbow	GS.1812/6	2	C	each
914	Extension, camshaft	GS.1807/2	1	B	"
2412	Gasket, relief valve	GS.18148, Part 4	1	C	"
916	Handle, operating	GS.1807/3	2	C	"
918	Oilseal	1 1/4 in. bore x 2 1/4 in. o.d. x 1/2 in. thick	225116	2	C	"
923	Oilseal	3/4 in. bore x 1 1/2 in. o.d. x 2 3/8 in. thick	15024	1	C	"
1150	Plug	1/2 in. B.S.P.	GS.1807/7	1	C	"
1157	Plug	1/2 in. B.S.P. x 3/4 in. grub screw	87044	1	C	"
1161	Plug, core	Expansion type	SD.40/2	1	C	"
920	Plunger, relief valve	GS.1808/6	1	C	"
2410	Screw, adjusting	GS 18148, Part 2	1	C	"
2411	Spring, H.P., relief valve	GS.18148, Part 3	1	C	"
921	Spring, relief valve	GS.1808/7	1	C	"
917	Spring, valve	GS.1807/6	3	C	"
1149	Union	7/16 in. B.S.P. x 3/4 in. B.S.P.	GS.1807/8	2	C	"
1152	Union	1/2 in. B.S.P. x 1/2 in. B.S.P.	GS.1808/1	1	C	"
1155	Union	3/8 in. B.S.P. x 1/2 in. B.S.P.	GS.1808/4	1	C	"
226	Valve, long	GS.1807/4	2	C	"
922	Valve, relief	GS.1809/5	1	C	"
227	Valve, short	GS.1807/5	1	C	"
	Washer, joint.—					
915	Pin, locating	3/8 in. bore x 1 1/8 in. o.d. x 1/16 in. thick	NSD.114 x 3/4 in.	1	C	"
1151	Plug	1 1/8 in. bore x 1 7/16 in. o.d. x 1/2 in. thick	87011	3	C	"
1156	Union	1/2 in. i.d. x 3/4 in. o.d. x 3/64 in. thick	NSD.144 x 1/2 in.	1	C	"
1160	Washer, joint pin	1/2 in. i.d. x 7/16 in. o.d. x 1/32 in. thick	NSD.144 x 1/2 in.	1	C	"
919	Washer, mild steel	3/8 in. bore x 3/4 in. o.d. x 3/64 in. thick	NSD.134 x 1/2 in.	2	C	"
	Washer, packing, valve body:—					
1165	1 in. i.d. x 1 3/2 in. o.d. x 1/64 in. thick	86994	2	C	"
1164	1 in. i.d. x 1 3/2 in. o.d. x 1/32 in. thick	86993	1	C	"
1163	1 in. i.d. x 1 3/2 in. o.d. x 1/16 in. thick	86992	1	C	"
1162	1 in. i.d. x 1 3/2 in. o.d. x 1/8 in. thick	86991	1	C	"

RESTRICTED

RESTRICTED

AIRCRAFT STANDARD GROUND SERVICING TROLLEYS AND AIR COMPRESSORS (OTHER THAN ELECTRICAL)

SECTION 4F—cont.

1	2	3	4	5	6	7
	TROLLEYS, servicing, hydraulic—cont.					
	Mark 1B—cont.					
	Spares—cont.					
—	Cover, outer	Reference 16T/802. For Reference 4G/4223 ..		2	—	—
—	Engine	Reference 42CQ/1. Petters Type P.A.2 ..		1	—	—
	Spares	See A.P.2247, Vol. 3, Section 42CQ				
	Hydraulic system:—					
	Spares:—					
1246	Adaptor, pressure gauge	GS.1812/3	1	C	each
—	Cap, blanking	Reference 27M/8777. For $\frac{3}{8}$ in. coupling ..		2	—	—
—	Cap, blanking	Reference 27M/8776. For $\frac{1}{2}$ in. coupling ..		1	—	—
—	Cap, rubber, protection	Reference 27M/8819		1	—	—
—	Cap, rubber, protection	Reference 27M/8820		1	—	—
236	Connector, hose	GS.1811/1	1	C	each
—	Coupling, stud half	Reference 27M/8757. For $\frac{1}{2}$ in. dia. pipe ..		1	—	—
—	Coupling, stud half	Reference 27M/8758. For in. dia. pipe ..		1	—	—
—	Coupling, union half	Reference 27M/8745. For in. dia. pipe ..		1	—	—
—	Coupling, union half	Reference 27M/8744. For in. dia. pipe ..		1	—	—
238	Gauge, pressure	88105	1	A	each
	Hose:—					
1044	18 in. long (green)	Control box to pump	AVA/322/F/20	2	C	..
1048	18 in. long (red)	Tank to control box	AVA/322/F/20	1	C	..
1046	2 ft. 1 in. long (light blue)	Filter to tank	AVA/322/F/27	1	C	..
1047	2 ft. 4 in. long (yellow)	Control box to filter	AVA/322/F/30	1	C	..
1045	3 ft. 11 $\frac{1}{8}$ in long, (white)	Pump to control box	AVA/322/E/49	1	C	..
1248	8 ft. 9 $\frac{1}{2}$ in. long (brown)	Aircraft to unit	AVA/322/F/106 and 2HF/105(H) E.55.	2	C	..
1247	8 ft. 9 $\frac{1}{2}$ in. long (dark blue)	Unit to aircraft	AVA/322/E/106 and 2HF/105(H) E.55.	2	C	..
—	Nut, tube	Reference 27M/8817. For $\frac{3}{8}$ in. coupling ..		1	—	—
—	Nut, tube	Reference 27M/8818. For $\frac{1}{2}$ in. coupling ..		1	—	—
1171	Piece, packing filter	GS.1812/4	1	C	each
1174	Pipe	Control box to pressure gauge	87016	1	C	..
1166	Tank, oil	GS.1811/2	1	C	..

RESTRICTED

RESTRICTED

AIRCRAFT STANDARD GROUND SERVICING TROLLEYS AND AIR COMPRESSORS (OTHER THAN ELECTRICAL)
SECTION 4F—cont.

1	2	3	4	5	6	7
	TROLLEYS, servicing, hydraulic - cont.					
	Mark 1B—cont.					
	Spares—cont.					
	Hydraulic system—cont.					
	Spares—cont.					
1176	Union, $\frac{5}{8}$ in. B.S.P.	For pump	GS.1812/5	1	C	each
1168	Union, $\frac{3}{4}$ in. B.S.P.	For tank	GS.1808/3	5	C	"
—	Union, standard:—					
—	$\frac{3}{8}$ in. B.S.P.	Reference 28F/5612. For aircraft hose		1	—	—
—	$\frac{3}{8}$ in. B.S.P.	Reference 28F/5611. For aircraft hose		1	—	—
	Washer, joint:—					
1167	Plug	$\frac{5}{8}$ in. i.d. \times $\frac{7}{8}$ in. o.d. \times $\frac{3}{64}$ in. thick	NSD.114 \times $\frac{5}{8}$ in.	1	C	each
1173	Pressure gauge	$\frac{7}{32}$ in. i.d. \times $\frac{7}{16}$ in. o.d. \times $\frac{3}{64}$ in. thick	NSD.144 \times $\frac{7}{32}$ in.	1	C	"
1153	Union	$\frac{3}{8}$ in. i.d. \times $1\frac{1}{4}$ in. o.d. \times $\frac{3}{64}$ in. thick	NSD.144 \times $\frac{7}{8}$ in.	1	C	"
925	Washer spring, Grover type	$\frac{3}{16}$ in. bore	NSD.136 \times $\frac{3}{16}$ in.	3	C	"
—	Tube, inner	Reference 16T/632. For Ref. No. 4G/4223		2	—	—
1796	Mark 2A			—	A	each
2345	Mark 2B		GM/D/1421	—	A	"
2375	Mark 2C			—	A	"
3229	Mark 2D			—	A	"
3818	Mark 2E			—	A	"
	Accessories:—	For Marks 2A, 2B, 2C, 2D and 2E.				
	Adaptor, hydraulic:—					
—	$\frac{3}{8}$ in. Aeroquip to $\frac{3}{8}$ in. B.S.P.	Ref. No. 1964. Naval aviation only		1	—	—
—	$\frac{3}{4}$ in. Aeroquip to $\frac{1}{2}$ in. B.S.P.	Ref. No. 1931. Naval aviation only		1	—	—
—	$\frac{1}{2}$ in. Aeroquip to $\frac{1}{2}$ in. B.S.P.	Ref. No. 1965. Naval aviation only		1	—	—
—	$\frac{1}{2}$ in. Aeroquip to $\frac{3}{8}$ in. B.S.P.	Ref. No. 1963. Naval aviation only		1	—	—
—	$\frac{1}{2}$ in. Aeroquip to $\frac{3}{8}$ in. B.S.P.	Ref. No. 1930. Naval aviation only		1	—	—
—	Adaptor, pump flange mounting	Ref. No. 1928. Naval aviation only		1	—	—
—	Adaptor, shaft coupling	Ref. No. 1929. Naval aviation only		1	—	—
	Spares:—	For Marks 2A, 2B, 2C, 2D and 2E				
4804	Box, Gear		GM/D/18254 Less item 89.	1	A	each
2022	Cap, filler, fuel tank		Ceandess P.44	1	C	"
2023	Cap, filler, oil		GM.5137-2	1	C	"
4559	Castor, assembly		CMB//20561	1	B	"

RESTRICTED

RESTRICTED

AIRCRAFT STANDARD GROUND SERVICING TROLLEYS AND AIR COMPRESSORS (OTHER THAN ELECTRICAL)
SECTION 4F—cont.

1	2	3	4	5	6	7
	TROLLEYS, servicing, hydraulic—cont.					
	Mark 2E—cont.					
	Spares—cont.	For Marks 2A, 2B, 2C, 2D and 2E				
2024	Chain, Duplex, 46 pitches × 0.5 in.	2024	1	C	each
4806	Clamp	GM/B/20571	1	C	"
3788	Clutch	Anderton A.1221	1	A	"
	Spares:—		Anderton:—			
2460	Bush, adjustable	A.1221/7	1	C	"
2029	Disc, clutch fibre	Set of 2	A.1221/4	1	C	set
2039	Plate, front clutch	Set of 2	A.1221/3	1	C	"
2040	Screw, locking, and nut	A.1221/21/22	1	C	each
3929	Sleeve	A.1221/6	1	C	"
2042	Spring, clutch	Set of 3	A.1221/14	1	C	set
2184	Tappet, brass	A.1221/18	1	C	each
2045	Toggle, clutch	Set of 2	A.1221/15	1	C	set
	Coupling pump:—					
2025	Serrated, 1/4 in.	GM.5140	1	C	each
2027	Serrated, 3/8 in.	GM.5139	1	C	"
2026	Splined, 1/2 in.	GM.28577	1	C	"
2028	Dipstick	GM.5138-1	1	C	"
2030	Drive, flexible	Cooper Stewart 20/101/6	1	C	"
2579	Drive, flexible	The Cooper Stewart items have been fitted to hydraulic trolleys, Mark 2A, and 2B, Serial Nos. CV.1 to CV.157, CV.210 to CV.127. Trolleys with Serial No. CV.218 onwards are fitted with the Smith type.	Smith'sDF/1141/00	1	C	"
2031	Elbow, joint		Cooper Stewart 15/108	1	C	"
2580	Elbow joint		Smith's BG/1507/ 02	1	C	"
3849	Elements	For size 100-5 micron-filter	750901	1	A	"
3850	Ring, "O" bottom	For element	FSP.1/439	1	C	"
3851	Ring, "O" top	For element	F.S.P.1/440	1	C	"
2033	Filter, c/w cap	GM.5137/1-2	1	C	"
2032	Filter, fuel tank	GM.5145-1	1	C	"
4443	Filter, hydroil, type 100 No. 7509. c/w element.	GM/C/20565	1	A	"

RESTRICTED

RESTRICTED

AIRCRAFT STANDARD GROUND SERVICING TROLLEYS AND AIR COMPRESSORS (OTHER THAN ELECTRICAL)

SECTION 4F—cont.

1	2	3	4	5	6	7
	TROLLEYS, servicing, hydraulic—cont.					
	Mark 2E—cont.					
	Spares—cont.	For Marks 2A, 2B, 2C, 2D and 2E.				
4195	Gauge, pressure, 0—8000 lbs. p.s.i.	FSP/31/18	1	C	each
4807	Gauge, oil pressure, 0—10000 lb., fitted with pressure restrictors	Modified version of Ref. No. 4195	FSP/31/18/M	1	B	"
2035	Hose, $\frac{3}{8}$ in. diam., 18 ft. long, straight ends	Para. 3-2 }		1	C	"
2349	Hose, $\frac{1}{2}$ in. diam., 18 ft. long, straight ends	Para. 3-3 } Spec. AD2/SRD/117/P, Issue No. 2		—	C	"
2037	Hose, $\frac{3}{8}$ in. diam., 18 ft. long, straight ends	Para. 3-1 }		1	C	"
4484	Hose, flexible, Lockheed, avery, type 95, straight to 90° $\frac{1}{2}$ in. bore \times 32 ins. long	CM932/000/D32	1	C	"
4513	Hose, flexible, $\frac{3}{4}$ in. I.D. \times 52 ins., one straight end and one to 90° end.	AVA/324F/52	1	C	"
	Indicator, revolution 0—5000:—					
2038	Cooper Stewart type	} The Cooper Stewart items have been fitted to Hydraulic Trolleys, Marks 2A and 2B, Serial Nos. CV.1 to CV.157, CV.210 to CV.217. Trolleys with Serial No. CV.218 onwards are fitted with the Smith's type.		1	C	"
2583	Smith's type		RN.1202/06 80 mm. Nematic.	1	C	"
3154	Pipe, petrol to carburettor	I0002/X1	—	C	"
4768	Pressure tapping assembly	GM/C/20544	—	C	"
5186	Shaft, main, gear box	GM/28571	—	B	"
2041	Silencer	GM.5144/2	1	C	"
2043	Sprocket, driving, main	GM.6908	1	C	"
2044	Sprocket, pump	GM.6909	1	C	"
5170	Stanchion	GM/B/20559	—	C	"
5171	Stanchion	GM/B/20545	—	C	"
4079	Tank, fuel and hydraulic oil	Applicable to Ref. Nos. 2345 and 3229	Coventry Victor HT/18A	1	A	"
4886	Valve assembly, non-return	GM/C/20543	1	B	"
4417	Valve assembly, pressure differential	GM./C/20542	1	A	"
3603	Mark 3	GM/D/24394	—	A	"
—	Engine	Reference 42CQ/1230, Coventry Victor, Neptune, A. C.4, Mark 3.		1	—	—
	Spares:—	See A.P.2247, vol. 3, Pts. 1 and 4, Section 42GQ, Book 4.				

RESTRICTED

RESTRICTED

AIRCRAFT STANDARD GROUND SERVICING TROLLEYS AND AIR COMPRESSORS (OTHER THAN ELECTRICAL)

SECTION 4F—cont.

1	2	3	4	5	6	7
	TROLLEY, servicing hydraulic—cont.					
	Mark 3—cont.					
	Accessories:—	When used with Argosy C1 Aircraft				
4259	Adaptor, suction, 1 in. × $\frac{3}{4}$ in. B.S.P. . . .	Reference 27BA/8827	GM/A/34710	1	B	each
—	Cap, blanking, union half coupling, $\frac{1}{2}$ in. B.S.P. . . .	Reference 27BA/8795		1	—	—
—	Cap, blanking, union half coupling $\frac{3}{4}$ in. B.S.P. . . .	Reference 27BA/8778*		1	—	—
—	Cap, blanking, union half coupling, 1 in. B.S.P. . . .	Reference 27BA/9814		1	—	—
—	Coupling, half union type, $\frac{1}{2}$ in. B.S.P. (HP)	Reference 27BA/8745		1	—	—
—	Coupling, half union type, $\frac{3}{4}$ in. B.S.P. (LP)	Reference 27BA/8746*		1	—	—
—	Coupling, half union type, 1 in. B.S.P. . . .	Ref. No. 2027		1	—	—
—	Coupling, pump serrated, $\frac{7}{8}$ in. . . .	Ref. No. 2037		1	—	—
—	Hose, $\frac{3}{4}$ in. dia. × 18 ft. . . .	Reference 27BA/9693		1	C	each
—	Nut, union, 2 B.S.P. (Steel)	Reference 27BA/8771*		1	—	—
—	Nut, union, 1 in. B.S.P.	Reference 27BA/8770		1	—	—
—	Nut, union, 3 in. B.S.P. (light alloy) . . .	Reference 37J/269		1	—	—
—	Pump, Lockheed, Mark 8.			1	A	each
4260	Spanner, key, $\frac{1}{2}$ in. B.S.P.		PE/5771/B/2	1	B	—
4261	Spanner, key, $\frac{3}{4}$ in. B.S.P.		PE/5771/C/2	1	B	—
—	Spanner, 1 in. dia.	Reference 27Y/3566*		1	—	—
—	Union, adaptor, $\frac{3}{4}$ in.	Reference 28F/9439107		1	—	—
		*Items annotated thus are additional items required for flap functional tests.				
	Accessories:—	When used with HS.748 aircraft.				
—	Cap blanking, union half coupling $\frac{1}{2}$ in. B.S.P. . . .	Reference 27BA/8827		1	—	—
—	Cap, blanking, union half coupling, $\frac{3}{4}$ in. B.S.P. . . .	Reference 27BA/8795		1	—	—
—	Coupling, half union type, $\frac{1}{2}$ in. B.S.P. . . .	Reference 27BA/8816		1	—	—
—	Coupling, half union type, $\frac{3}{4}$ in. B.S.P. . . .	Reference 27BA/8745		1	—	—
—	Coupling, pump, spined, $\frac{1}{2}$ in.	Ref. No. 2026		1	—	—
—	Nut, union, $\frac{1}{2}$ in. B.S.P.	Reference 27BA/8768		1	—	—
—	Nut, union, $\frac{3}{4}$ in. B.S.P.	Reference 27BA/8770		1	—	—
—	Pump, Lockheed, Mark 9	Reference 37J/266..		1	A	each

RESTRICTED

RESTRICTED

AIRCRAFT STANDARD GROUND SERVICING TROLLEYS AND AIR COMPRESSORS (OTHER THAN ELECTRICAL)
SECTION 4F—cont.

1	2	3	4	5	6	7
	TROLLEY, servicing hydraulic—cont.					
	Mark 3—cont.					
	Accessories—cont.	When used with HS.748 aircraft.				
—	Spanner, $\frac{1}{2}$ in. B.S.P.	Reference 277/2366		1	—	—
—	Spanner, $\frac{3}{4}$ in. B.S.P.	Reference 27Y/3563		1	—	—
	Accessories:—	When used with Javelin aircraft.				
4051	Adaptor, pressure, $\frac{3}{8}$ in. B.S.P.		1	B	each
	Cap, blanking, union, half coupling:—					
—	$\frac{1}{2}$ in. B.S.P.	Reference 27BA/8794		1	—	—
—	$\frac{3}{4}$ in. B.S.P.	Reference 27BA/8827		1	—	—
—	$\frac{1}{2}$ in. B.S.P.	Reference 27BA/8795		1	—	—
	Coupling, half union type:—					
—	$\frac{1}{2}$ in. B.S.P. (medium)	Reference 27BA/8760		1	—	—
—	$\frac{1}{2}$ in. B.S.P. (H.P.)	Reference 27BA/9814		1	—	—
—	$\frac{1}{2}$ in. B.S.P. (L.P.)	Reference 27BA/8745		1	—	—
—	Coupling, pump, serrated, $\frac{3}{8}$ in.	Ref. No. 2027		1	—	—
	Nut, union					
—	$\frac{1}{2}$ in. B.S.P. (light alloy)	Reference 27BA/8767. For $\frac{3}{8}$ in. coupling		1	—	—
—	$\frac{1}{2}$ in. B.S.P. (steel)	Reference 27BA/9693		1	—	—
—	$\frac{1}{2}$ in. B.S.P. (light alloy)	Reference 27BA/8770		1	—	—
—	Pump, integral, type 180, Mark 25	Reference 37J/1234		1	—	—
	Spanner, hook:—					
—	$\frac{1}{2}$ in. B.S.F.	Reference 27Y/4313		1	—	—
—	$\frac{3}{4}$ in. B.S.F.	Reference 27Y/2366		1	—	—
—	$\frac{1}{2}$ in. B.S.F.	Reference 27Y/3563		1	—	—
	Union body, reducing, steel:—					
—	$\frac{1}{2}$ in. \times $\frac{1}{2}$ in. B.S.P.	Reference 28F/9439160		1	—	—
—	$\frac{1}{2}$ in. \times $\frac{3}{4}$ in. B.S.P.	Reference 28F/12722		1	—	—
	Accessories:—	When used with Lightning aircraft.				
3838	Adaptor, pump drive	When used with Lightning aircraft. All Marks.	Coventry Victor Pt./No. HT/127.	1	C	each

RESTRICTED

RESTRICTED

AIRCRAFT STANDARD GROUND SERVICING TROLLEYS AND AIR COMPRESSORS (OTHER THAN ELECTRICAL)

SECTION 4F—cont.

1	2	3	4	5	6	7
	TROLLEYS, servicing, hydraulic—cont.					
	Mark 3—cont.					
	Accessories—cont.	When used with Lightning aircraft.				
3834	Kit, conversion, No. 1	To connect with Nos. 1 and 2 controls, No. 1 Services. When used with Lightning aircraft, Marks F1, 1A, 2 and T.4		—	A	set
	Comprising:—					
	Cap, blanking, union half coupling:—					
—	in. B.S.P.	Reference 27BA/8794		1	—	—
—	in. B.S.P.	Reference 27BA/8827		1	—	—
—	in. B.S.P.	Reference 27BA/8828		1	—	—
	Coupling, half union type:—					
—	in. B.S.P. (medium)	Reference 27BA/8760		1	—	—
—	in. B.S.P. (H.P.)	Reference 27BA/9814		1	—	—
—	in. B.S.P. (L.P.)	Reference 27BA/8744		1	—	—
	Hose, Dunlop:—					
—	in.	Reference 27VA/5747		1	—	—
—	in.	Reference 27VA/5749		1	—	—
—	in.	Reference 27VA/5748		1	—	—
	Nut, union:—					
—	in. B.S.P. (light alloy)	Reference 27BA/8767. For $\frac{3}{8}$ in. coupling		1	—	—
—	in. B.S.P. (steel)	Reference 27BA/9693		1	—	—
—	in. B.S.P. (light alloy)	Reference 27BA/8769		1	—	—
	Union, body, reducing, steel:—					
—	in. \times $\frac{1}{2}$ in. B.S.P.	Reference 28F/9439160		2	—	—
—	in. \times in. B.S.P.	Reference 28F/12722		1	—	—
3835	Kit, conversion, No. 2	To connect with No. 2 services		—	A	set
	Comprising:—					
	Cap, blanking:—					
—	in.	Reference 27BA/8775		1	—	—
—	in.	Reference 27BA/8901		2	—	—
—	in.	Reference 27BA/8766		1	—	—
	Coupling, half, stud type:—					
—	in. (M.P.)	Reference 27BA/8736		1	—	—
—	in. (M.P.)	Reference 27BA/9914		2	—	—
—	in. (L.P.)	Reference 27BA/8757		1	—	—

RESTRICTED

RESTRICTED

AIRCRAFT STANDARD GROUND SERVICING TROLLEYS AND AIR COMPRESSORS (OTHER THAN ELECTRICAL)
SECTION 4F—cont.

1	2	3	5	6	6	7
	TROLLEY, servicing, hydraulic—cont.					
	Mark 3—cont.					
	Accessories—cont.	When used with Lightning aircraft, Marks F1, 1A, 2 and T.4				
	Kit, conversion, No. 2—cont.					
	Comprising—cont.					
	Hose, Dunlop:—					
—	$\frac{3}{8}$ in.	Reference 27VA/5747		1	—	—
—	in.	Reference 27VA/5749		1	—	—
—	in.	Reference 27VA/5748		1	—	—
	Union, body, reducing steel:—					
—	$\frac{3}{8}$ in. \times $\frac{1}{2}$ in. B.S.P.	Reference 28F/9439160		2	—	—
—	in. \times $\frac{1}{2}$ in. B.S.P.	Reference 28F/12722		1	—	—
3836	Kit, conversion, No. 3	To connect with Weapons Pack, When used with Lightning Aircraft Marks F1, 1A, 2A and T.4.		—	A	set
	Comprising:—					
—	Cap, blanking, $\frac{1}{2}$ in.	Reference 27BA/8901		2	—	—
—	Coupling, half stud type, $\frac{1}{2}$ in. (M.P.)	Reference 27BA/9914		2	—	—
—	Hose, $\frac{1}{2}$ in. \times 18 ft. long	Ref. No. 2349		1	—	—
3837	Kit, conversion, No. 4	To connect with aircraft connections for flushing When used with Lightning Aircraft, Marks F1, 1A, 2A and T.4		—	A	set
	Comprising:—					
—	Cap, blanking, $\frac{1}{2}$ in.	Reference 27BA/8901		2	—	—
—	Coupling, haft stud-type, $\frac{1}{2}$ in. (M.P.)	Reference 27BA/9914		2	—	—
—	Hose, $\frac{1}{2}$ in. \times 18 ft. long	Ref. No. 2349		1	—	—
3839	Pump, integral, Type 180, Mark 50	Reference 37J/7008		1	—	—
	Ring, clamping	When used with Lightning Aircraft, All Marks	King A/C Co. Pt./No. C/6267.	1	C	each
	Seal, bonded:—					
—	$\frac{3}{8}$ in. B.S.P.	Reference 28F/9429532		1	—	—
—	in. B.S.P.	Reference 28F/9428455		1	—	—
—	$\frac{1}{2}$ in. B.S.P.	Reference 28F/9434374		1	—	—

RESTRICTED

RESTRICTED

AIRCRAFT STANDARD GROUND SERVICING TROLLEYS AND AIR COMPRESSORS (OTHER THAN ELECTRICAL)
SECTION 4F—cont.

1	2	3	4	5	6	7
	TROLLEYS, servicing, hydraulic—cont.					
	Mark 3—cont.					
	Accessories—cont.	When used with Lightning aircraft. Marks F1, 1A, 2 and T.4.				
—	Union body, reducing, steel:—					
—	$\frac{3}{8}$ in. \times $\frac{1}{2}$ in. B.S.P.	Reference 28F/9439160		2	—	—
—	$\frac{3}{8}$ in. \times $\frac{3}{4}$ in. B.S.P.	Reference 28F/12722		1	—	—
	Accessories:—	When used with Lightning Aircraft F3 and T.5				
4785	Kit, conversion, No. 1A	For No. 1 and 2 controls and No. 1 services. ..		—	A	each
	Comprising:—					
4788	Coupling, half, union type $\frac{3}{8}$ in. pressure	King C17319/6	1	C	"
4792	Coupling, half, union type $\frac{1}{2}$ in. by-pass	King C17319/8	1	C	"
4790	Coupling, half, union type $\frac{3}{8}$ in. suction	King C17319/10	1	C	"
4789	Cover, dust, $\frac{3}{8}$ in. pressure	King C14423/6	1	C	"
4793	Cover, dust, $\frac{1}{2}$ in. by-pass	King C14423/8	1	C	"
4791	Cover, dust, $\frac{3}{8}$ in. suction	King C14423/10	1	C	"
—	Hose, Dunlop, $\frac{3}{8}$ in. pressure	Reference 27VA/5747		1	—	—
—	Hose, Dunlop, $\frac{1}{2}$ in. by-pass	Reference 27VA/5740		1	—	—
—	Hose, Dunlop, $\frac{3}{8}$ in. suction	Reference 27VA/5748		1	—	—
—	Union, bodies, reducing, steel $\frac{3}{8}$ in. \times $\frac{1}{2}$ in.	Reference 28F/9439160		2	—	—
—	Union, bodies, reducing, steel $\frac{3}{8}$ in. \times $\frac{3}{4}$ in.	Reference 28F/1011796		1	—	—
4786	Kit, conversion, No. 2A	For No. 2 Services.		—	A	each
	Comprising:—					
4794	Coupling, half, union type $\frac{3}{8}$ in. pressure	King C17318/6	1	C	"
4798	Coupling, half, union type $\frac{1}{2}$ in. by-pass	King 17318/8	1	C	"
4796	Coupling, half, union type $\frac{3}{8}$ in. suction	King 17318/10	1	C	"
4795	Cover, dust, $\frac{3}{8}$ in. pressure	King C14424/6	1	C	"
4799	Cover dust, $\frac{1}{2}$ in. by-pass	King C14424/8	1	C	"
4797	Cover, dust, $\frac{3}{8}$ in. suction	King C14424/10	1	C	"
—	Hose, Dunlop, $\frac{3}{8}$ in. pressure	Reference 27VA/5747		1	—	—
—	Hose, Dunlop, $\frac{1}{2}$ in. by-pass	Reference 27VA/5749		1	—	—

RESTRICTED

80
RESTRICTED

AIRCRAFT STANDARD GROUND SERVICING TROLLEYS AND AIR COMPRESSORS (OTHER THAN ELECTRICAL)

SECTION 4F—cont.

1	2	3	4	5	6	7
	TROLLEYS, servicing, hydraulic—cont.					
	Mark 3—cont.					
	Accessories—cont.	When used with Lightning Aircraft F3 and T.5				
	Kit, conversion, No. 2A—cont.					
	Comprising—cont.					
—	Hose, Dunlop, $\frac{5}{8}$ in. suction	Reference 27VA/5748		1	—	—
—	Union, bodies, reducing steel, $\frac{3}{8}$ in. \times $\frac{1}{2}$ in.	Reference 28F/9439160		2	—	—
—	Union, bodies, reducing steel, $\frac{3}{8}$ in. \times $\frac{3}{4}$ in.	Reference 28F/1011796		1	—	—
4787	Kit, conversion, No. 3A	For Weapon Pack Servicing		—	A	each
	Comprising:—					
—	Coupling, half stud type, $\frac{1}{2}$ in.	Ref. No. 4798		2	—	—
—	Cover, dust, $\frac{1}{2}$ in.	Ref. No. 4799		2	—	—
—	Hose, $\frac{1}{2}$ in. \times 18 ft. long	Ref. No. 2349		2	—	—
—	Hose, Dunlop, $\frac{3}{8}$ in.	Reference 27VA/5747		1	—	—
—	Pump, integral, type 180 Mk. 6	Reference 37J/7025		1	A	each
	Accessories:—	When used with Vulcan B.1 aircraft.				
4052	Adaptor, pressure $\frac{1}{2}$ in. B.S.P.		1	B	,
	Cap, blanking, union half coupling:—					
—	$\frac{1}{2}$ in. B.S.P.	Reference 27BA/8794		1	—	—
—	$\frac{3}{4}$ in. B.S.P.	Reference 27BA/8827		1	—	—
—	$\frac{1}{2}$ in. B.S.P.	Reference 27BA/8795		1	—	—
	Coupling, half, union type:—					
—	$\frac{1}{2}$ in. B.S.P. (medium)	Reference 27BA/8760		1	—	—
—	$\frac{3}{4}$ in. B.S.P. (L.P.)	Reference 27BA/9814		1	—	—
—	$\frac{1}{2}$ in. B.S.P. (L.P.)	Reference 27BA/8745		1	—	—
—	Coupling, pump, serrated, $\frac{5}{8}$ in.	Ref. No. 2027		1	—	—
	Nut, union:—					
—	$\frac{1}{2}$ in. B.S.P. (light alloy)	Reference 27BA/8767. For $\frac{3}{8}$ in. coupling		1	—	—
—	$\frac{1}{2}$ in. B.S.P. (steel)	Reference 27BA/9693		1	—	—
—	$\frac{3}{4}$ in. B.S.P. (light alloy)	Reference 27BA/8770		1	—	—
—	Pump, Dowty, A8003Y/4000,	Reference 37J/8002		1	—	—
	Spanners, hook:—					
—	$\frac{1}{2}$ in. B.S.P.	Reference 27Y/4313		1	—	—
—	$\frac{3}{4}$ in. B.S.P.	Reference 27Y/2366		1	—	—
—	$\frac{1}{2}$ in. B.S.P.	Reference 27Y/3563		1	—	—

RESTRICTED

RESTRICTED

AIRCRAFT STANDARD GROUND SERVICING TROLLEYS AND AIR COMPRESSORS (OTHER THAN ELECTRICAL)
SECTION 4F—cont.

1	2	3	4	5	6	7
	TROLLEYS, servicing, hydraulic—cont.					
	Mark 3—cont.					
	Accessories—cont.	When used with Vulcan B.1 aircraft.				
	Union body:—					
—	Double ended, mild steel, $\frac{3}{8}$ in. B.S.P. . .	Reference 28F/9439157		1	—	—
—	Reducing, steel, $\frac{1}{4}$ in. \times $\frac{3}{8}$ in. B.S.P.	Reference 28F/9439159		1	—	—
	Accessories:—	When used with Vulcan B.2 aircraft.				
3988	Adaptor set		1	A	each
	Comprising:—					
3793	Adaptor, by-pass	GM/B/31056	1	C	—
3791	Adaptor, pressure, U.N.F., $\frac{3}{8}$ in., 16 t.p.i. \times $\frac{1}{4}$ in. B.S.P.	BRISTOL—U.B.S —36D	1	C	—
3792	Adaptor, suction	GM/B/31055	1	C	—
	Cap, blanking, union, half coupling:—					
—	$\frac{1}{2}$ in. B.S.P.	Reference 27BA/8794		1	—	—
—	$\frac{3}{4}$ in. B.S.P.	Reference 27BA/8827		1	—	—
—	$\frac{1}{2}$ in. B.S.P.	Reference 27BA/8795		1	—	—
	Coupling, half, union type:—					
—	$\frac{1}{2}$ in. B.S.P. (medium)	Reference 27BA/8760		1	—	—
—	$\frac{1}{2}$ in. B.S.P. (H.P.)	Reference 27BA/9814		1	—	—
—	$\frac{1}{2}$ in. B.S.P. (L.P.)	Reference 27BA/8745		1	—	—
—	Coupling, pump, serrated, $\frac{3}{8}$ in.	Ref. No. 2027		1	—	—
	Nut, union:—					
—	$\frac{1}{2}$ in. B.S.P. (light alloy)	Reference 27BA/8767. For $\frac{3}{8}$ in. coupling		1	—	—
—	$\frac{1}{2}$ in. B.S.P. (steel)	Reference 27BA/9693		1	—	—
—	$\frac{1}{2}$ in. B.S.P. (light alloy)	Reference 27BA/8770		1	—	—
—	Pump, Dowty, super Vardel, D.8032Y/CO8.	Reference 37J/8012		1	—	—
	Spanner, hook:—					
—	$\frac{1}{2}$ in. B.S.P.	Reference 27Y/4313		1	—	—
—	$\frac{3}{4}$ in. B.S.P.	Reference 27Y/2366		1	—	—
—	$\frac{1}{2}$ in. B.S.P.	Reference 27Y/3563		1	—	—
	Spares:—					
—	Clutch (Anderton A.1221)	Ref. No. 3788		1	—	—
	Spares:—					
—	Disc, fibre, clutch	Ref. No. 2029		1 set	—	—
4272	Pin, driving	A.1221/N013	2	C	each

RESTRICTED

RESTRICTED

AIRCRAFT STANDARD GROUND SERVICING TROLLEYS AND AIR COMPRESSORS (OTHER THAN ELECTRICAL)
SECTION 4F—cont.

1	2	3	4	5	6	7
	TROLLEYS, servicing, hydraulic—cont.					
	Mark 3—cont.					
	Spares—cont.					
	Clutch (Anderton A.1221)—cont.					
	Spares—cont.					
—	Plate, front, clutch	Ref. No. 2039		1	—	—
—	Spring, clutch	Ref. No. 2042		2	—	—
—	Tappet, brass	Ref. No. 2184		1 set	—	—
—	Toggle, clutch	Ref. No. 2045		1 set	—	—
—	Coupling, pump, serrated, $\frac{1}{2}$ in. .. .	Ref. No. 2025		1	—	—
—	Coupling, pump, serrated, $\frac{3}{8}$ in. .. .	Ref. No. 2027		1	—	—
4273	Coupling, pump, splined	GM/B/24372	1	C	each
—	Coupling, pump, splined, $\frac{1}{2}$ in. .. .	Ref. No. 2026		1	—	—
—	Filter, hydroil, type 100, No 7509. c/w element.	Ref. No. 4443		1	—	—
—	Gauge, oil (WD.442)	Reference 16B/6729		1	—	—
—	Gauge, oil, pressure, 0-8000 lbs. .. .	Ref. No. 4195		1	—	—
—	Gauge, oil pressure, 0-10,000lb. fitted with pressure restrictors	Ref. No. 4807 Modified version of Ref. No. 4195		1	—	..
—	Hose, $\frac{3}{8}$ in. diam., 18 ft. long, straight ends	Ref. No. 2035		1	—	—
—	Hose, $\frac{1}{2}$ in. diam., 18 ft. long, straight ends	Ref. No. 2349		1	—	—
—	Hose, $\frac{3}{4}$ in. diam., 18 ft. long, straight ends	Ref. No. 2037		1	—	—
—	Indicator, revolution, 0-5,000	Ref. No. 2583		1	—	—
4274	Pipe, exhaust, L.H.	GM/C/24384	1	C	each
4275	Pipe, exhaust, R.H.	GM/C/24383	1	C	..
4277	Pipe, exhaust, tail	GM/B/24382	2	C	..
4503	Pump, hydraulic, type Turner UMC.500		1	A	..
4206	Seal, oil, o/d 1.5 in. \times 0.2178 in. \surd 0.9825 in.	Seal, oil, is used in lieu of Winkley Oiler No. 1 and is situated between Lucas impulse starter magneto and magneto sprocket NEP.691. ..		—	C	..
5172	Shaft, main drive	GM/B/24376	—	B	..
4276	Silencer	M.1568	2	C	..
4278	Tachometer, flexible drive	DF/1411/00/28 in.	1	C	..
—	Valve, assembly, pressure, differential ..	Ref. No. 4417		1	—	—

RESTRICTED

RESTRICTED

AIRCRAFT STANDARD GROUND SERVICING TROLLEYS AND AIR COMPRESSORS (OTHER THAN ELECTRICAL)
SECTION 4F—*cont.*

1	2	3	4	5	6	7
	TROLLEYS, servicing, instrument and automatic pilot testing:—					
1715	Mark 1A		—	A	each
1856	Mark 1B		—	A	"
	Spares:—	For Ref. Nos. 1715 and 1856,				
	Adaptor:—					
2107	$\frac{1}{8}$ in. B.S.P.	GM.280820	2	C	"
2104	$\frac{1}{8}$ in. B.S.P. <	GM.28082B	1	C	"
2110	$\frac{1}{8}$ in. B.S.P. <	GM.28083	1	C	"
2103	$\frac{1}{8}$ in. B.S.P. <	GM.28082A	1	C	"
2106	$\frac{1}{8}$ in. B.S.P. <	GM.28080-1	1	C	"
2105	$\frac{1}{8}$ in. B.S.P. <	GM.28080-2	3	C	"
2108	$\frac{1}{8}$ in. B.S.P. <	GM.28081A	1	C	"
2109	$\frac{1}{8}$ in. B.S.P. <	GM.28081B	1	C	"
2113	Adaptor, 4-way	GM.28079	1	C	"
4552	Adaptor for Mk. 8 pressure head	Z.8983	1	C	"
	Adaptor, hose:—					
2111	$\frac{1}{8}$ in. B.S.P.	GM.28094-1	1	C	"
2112	$\frac{1}{8}$ in. B.S.P.	GM.28094-2	1	C	"
2115	Air receiver assembly	GM.8807	1	C	"
2121	Channel, standard	2 in. \times $\frac{1}{2}$ in. \times 10 in. long. For Ref. No. 1715 only.	GM.10297, Item 104	2	C	"
2122	Clip, flexible tubing	Air cleaner to engine. For Ref. No. 1715 only	GM.28096	1	C	"
2123	Collar, axle	GM.28049-2	4	C	"
1031	Compressor	Levis Type HJ		1	A	"
	Spares	See Section 4FZ.				
2155	Control, choke and sub-assembly	For Ref. No. 1856 only	GM.28139	1	C	"
2124	Cover, dust	GM.28085-1	3	C	"
—	Cover, outer	Reference 16T/754		2	—	—
—	Cover, outer	Reference 16T/802. For Ref. No. 1769		2	—	—
—	Drier, air, Mark 6	Reference 6H/500		1	—	—
2126	Elbow, $\frac{1}{2}$ in. B.S.P.	GM.28076-1	1	C	each
2125	Elbow, $\frac{3}{8}$ in. B.S.P.	GM.28076-2	1	C	"
2201	Element, filter air discharge	O.C.G.	1	C	"

AIRCRAFT STANDARD GROUND SERVICING TROLLEYS AND AIR COMPRESSORS (OTHER THAN ELECTRICAL)
SECTION 4F—cont.

1	2	3	4	5	6	7
	TROLLEYS, servicing, instrument and auto- matic pilot testing—cont.					
	Spares—cont.					
—	Engine	For Ref. Nos. 1715 and 1856 Reference 42EQ/450. J.A.P.5, Type 29. For Ref. No.1715 only.		1	—	—
—	Spares Engine	See A.P.2247, Vol. 3, Section 42EQ. Reference 42FQ/1. Petters P.A.I. For Ref. No. 1856 only.		1	—	—
2200	Spares :— Filter, air discharge	See A.P.2247, Vol. 3, Section 42FQ.	B.I.C.E. No. 03C/ 03CE/4.	1	C	each
2117	Front axle welding assembly		GM.8804.	1	C	"
2128	Gasket, exhaust, manifold	For Ref. No. 1715 only	GM.10297/Item 193	2	C	"
2157	Gasket, exhaust, manifold	For Ref. No. 1856 only	GM.10502/Item 213	2	C	"
—	Gauge, pressure, Mark 14N, fluorescent ..	Reference 6A/2694		1	—	—
—	Gauge, suction, Mark 2, luminous	Reference 6A/2695		1	—	—
—	Gauge, suction, Mark 2, fluorescent	Reference 6A/2696. Alternative to Reference 6A/2695.		1	—	—
2129	Gear, adjusting	For Ref. No. 1715 only	GM.28063	1	C	each
2158	Gear, adjusting	For Ref. No. 1856 only	GM 21833	1	C	"
2159	Guard, belt	For Ref. No. 1856 only	GM.8820	1	C	"
2130	Guard, belt	For Ref. No. 1715 only	GM.7194	1	C	"
4464	Hose, $\frac{1}{2}$ in. I.D. \times 30 ft. long	Connects trolley to aircraft		1	C	"
2134	Lever, linkage		GM/28088/2	1	C	"
2132	Lever, valve $1\frac{1}{8}$ in.		GM.28087	1	C	"
2133	Lever, valve, $9\frac{1}{16}$ in.		GM.28086	1	C	"
2136	Manifold, exhaust	For Ref. No. 1715 only	GM.7201	1	C	"
2161	Manifold, exhaust	For Ref. No. 1856 only	GM.7220	1	C	"
2138	Pin, 1 in. long		GM.28093-1	2	C	"
2143	Pin, pivot, horizontal, front axle		GM.2877-2	1	C	"
2140	Pin, pivot, vertical, front axle		GM.7199	1	C	"
2139	Pin, tow bar		GM.28077-1	1	C	"
2207	Pipe	Airreceiver to 3-way valve. For Ref. No. 1856 only.	GM.10502	1	C	"
2141	Pipe, copper, $\frac{3}{4}$ in. bore, 18 S.W.G.		GM.8812	1	C	"

RESTRICTED

RESTRICTED

AIRCRAFT STANDARD GROUND SERVICING TROLLEYS AND AIR COMPRESSORS (OTHER THAN ELECTRICAL)

SECTION 4F—cont.

1	2	3	4	5	6	7
	TROLLEYS, servicing, instrument and automatic pilot testing—cont.					
	Spares—cont.					
2346	Pipe, flexible	For Ref. Nos. 1715 and 1856 From air receiver to change valve, For Ref. No. 1715 only.	GM./B/6081	—	C	each
5202	Pipe, flexible	AVA/1002/000/C9.75	—	C	"
5203	Pipe, flexible	AVA/1006/180/D12	—	C	"
5204	Pipe, flexible	AVA/1006/000/D32	—	C	"
5205	Pipe, flexible	AVA/1001/000/A24	—	C	"
	Pipes, flexible:—					
4551	$\frac{1}{8}$ in. B.S.P. < 16 in. long	FM/B/0671	1	C	"
2164	$\frac{3}{8}$ in. B.S.P.	From air discharge filter to air drier. For Ref. No. 1856 only.	AVA/310C/31	1	C	"
2142	$\frac{3}{8}$ in. B.S.P.	From air discharge filter to air drier. For Ref. No. 1715 only.	AVA/310C/25	1	C	"
2163	$\frac{1}{2}$ in. B.S.P.	From adaptor $\frac{1}{2}$ in. B.S.P. × $\frac{1}{2}$ in. B.S.P. to heater box assembly. For Ref. No. 1856 only.	AVA/309D/16	1	C	"
1864	$\frac{1}{2}$ in. B.S.P.	From adaptor $\frac{1}{2}$ in. B.S.P. × $\frac{1}{2}$ in. B.S.P. to heater box assembly. For Ref. No. 1715 only.	AVA/309D/16	1	C	"
1977	$\frac{1}{2}$ in. B.S.P.	From valve 3-way to air discharge filter ..	AVX/1140/14-5	1	C	"
2322	$\frac{1}{2}$ in. B.S.P.	From heater box to hot air outlet	GM/B/6077	1	C	"
—	Plate, mask	Reference 6A/2710. Required only when Gauges, Reference 6A/2694 and 2695 are used.		1	—	—
2145	Plug, $1\frac{1}{4}$ in. B.S.P.	GM.28084-1A	1	C	each
2146	Plug, $1\frac{1}{2}$ in. B.S.P.	GM.28084-1B	1	C	"
2147	Pulley, engine	For Ref. No. 1715 only	GM.7200	1	C	"
2167	Pulley, engine	For Ref. No. 1856 only	GM.7219	1	C	"
2148	Stem, extension	GM.28088-1	1	C	"
2116	Tow bar assembly	GM.8805	1	C	"
—	Tube, inner	Reference 16T/755. For Reference 4G/3621 ..		2	—	—
—	Tube, inner	Reference 16T/632. For Ref. No. 1769 ..		2	—	—
3800	Valve, 4-way	5910F	1	C	each
3754	Valve, blow hot or cold, control	3140D464	1	C	"
4558	Valve, emergency, by pass	UML. Ltd. 62425B.	1	C	"
2151	Washer, thrust	GM.28078-1	1	—	—
—	Wheel	Reference 4GB/3621. Dunlop T.W.49 ..		2	—	—
1769	Wheel, Dunlop, Z.80	2.125 in. × 8 in.		2	B	each

RESTRICTED

RESTRICTED

AIRCRAFT STANDARD GROUND SERVICING TROLLEYS AND AIR COMPRESSORS (OTHER THAN ELECTRICAL)
SECTION 4F—cont.

1	2	3	4	5	6	7
4	TROLLEY, servicing, pneumatic, high pressure			A	each
	Comprising:—					
398	Clutch	Borg and Beck model 7 $\frac{1}{4}$ in. A4-G	BB.104037	1	A	"
	Spares:—					
583	Cover	41568	1	C	"
4567	Cover, assembly	42284	1	C	"
60	Eyebolt	42202	3	C	"
65	Facing, package, complete	40395	1	C	"
61	Lever, release	42201	3	C	"
64	Nut, eyebolt	40180	3	C	"
1094	Pin, lever release	42204	3	C	"
66	Plate, driving assembly	42285	1	C	"
63	Plate, lever release	41070	1	C	"
—	Plate, pressure	Reference 16M/436		1	—	—
—	Release bearing and cup assembly	Reference 16N/2880		1	—	—
4538	Release, bearing assembly	41189	1	C	each
1096	Retainer, bearing release	41628	2	C	"
590	Spring, anti-rattle	40173	3	C	"
68	Spring, thrust	40442	6	C	"
1095	Strut	42203	3	C	"
62	Wire, retaining release lever	40178	3	C	"
454	Compressor	Reavell Type C.S.A.A. 2 $\frac{3}{4}$ in.		1	A	"
—	Engine	Reference 42HQ/409. Petters 2A		1	—	—
	Spares	See A.P.2247, Vol. 3, Section 42HQ				
	Operating Gear:—	Clutch and Pulley				
	Spares:—					
1143	Bearing, single row, double purpose	LJT.45	2	C	each
1220	Bolt, locking rod	85845	1	C	"
392	Bracket, fulcrum	R.30861/91	1	C	"
	Circlips:—		Petters, N.S.D.:			
824	1 $\frac{1}{4}$ in. shaft diam. \times 1.0630 in. i/d.	133 \times 1 $\frac{1}{8}$ in.	1	C	"
823	1 $\frac{1}{2}$ in. shaft diam. \times 1.4153 in. i/d.	133 \times 1 $\frac{1}{2}$	1	C	"
830	Handle, wood	Clutch operating gear	GS.1778/3	1	C	"
580	Hook, spring	GS.1779/1	2	C	"
395	Lever, clutch hand	GS.1777/1	1	C	"

RESTRICTED

RESTRICTED

AIRCRAFT STANDARD GROUND SERVICING TROLLEYS AND AIR COMPRESSORS (OTHER THAN ELECTRICAL)
SECTION 4F—*cont.*

1	2	3	4	5	6	7
	TROLLEY, servicing, pneumatic, high pressure <i>—cont.</i>					
	Comprising—cont.					
	Operating Gear—cont.	Clutch and pulley				
	Spares:— <i>cont.</i>					
396	Lever, clutch, operating	GS.1712/1	2	C	each
397	Lever, locking	GS.1777/2	1	C	"
581	Nut, special, $\frac{1}{2}$ in. B.S.F.	86342	1	C	"
1217	Pin, cotter, nut and washer	71917	3	C	"
393	Pin, fulcrum	GS.1779/2	1	C	"
1222	Pin, locking	85850	1	C	"
1229	Plug, pulley	DS/15/20	1	C	"
1221	Screw, $\frac{1}{4}$ in. B.S.F. \times $1\frac{1}{8}$ 8n. long	Petters N.S.D. 111 $\frac{1}{4}$ in. \times 1 $\frac{1}{8}$ in.	1	C	"
1218	Screw, set, clutch	85847	6	C	"
827	Shim, laminated	GS.1744/4	1	C	set
828	Spring, retaining	GS.1778/8	1	C	each
1226	Washer, 0.3281 in. diam. \times 0.128 in. wide 0.048 in. thick	Petters, N.S.D. 137 \times $\frac{5}{16}$ in.	6	C	"
1223	Washer, locking	84852	1	C	"
826	Washer, plug	150 and SD.8/2	1	C	"
1203	Washer, thrust	Grover type $\frac{1}{2}$ in.		1	C	"
1201	Washer, thrust	Grover, type $\frac{3}{8}$ in.		1	C	"
—	Wheel, steel, 30 in. \times 5 in.	Reference 4G/2345		2	—	—
36	TROLLEY, servicing, pneumatic, low pressure, Mark 1:—			—	A	each
	Comprising:—					
	Air system:—					
	Spares:—					
656	Gauge, pressure	GS.1784/4	1	A	"
1177	Joint, copper, shaft, diam., $\frac{1}{8}$ in. \times $\frac{1}{4}$ in. i.d. $\frac{1}{8}$ in. o/d. \times $\frac{3}{4}$ in. thick	Petter's N.S.D.340 $\frac{3}{4}$ in.	9	C	"
1182	Joint, drain plug	SD.8/11	1	C	"
1180	Joint, flange	72488	1	C	"
1178	Joint, inlet, connection nipple	SD.8/15	13	C	"

RESTRICTED

RESTRICTED

AIRCRAFT STANDARD GROUND SERVICING TROLLEYS AND AIR COMPRESSORS (OTHER THAN ELECTRICAL)
SECTION 4F—cont.

1	2	3	4	5	6	7
	TROLLEY, servicing, pneumatic, low pressure, Mark 1—cont.					
	Comprising—cont.					
	Air system—cont.					
	Spares—cont.					
1181	Joint, pressure gauge	SD.8/3	1	C	each
2000	Moisture separator and reduction valve assembly.	CB1934	—	A	"
	Spares:—	For Ref. No. 2000				
2542	Pad, filter	For moisture separator		—	C	"
3782	Seal, rubber 2 $\frac{3}{8}$ in. o/d. \times 2 $\frac{1}{4}$ in. i/d. $\frac{1}{8}$ in. square.		—	C	"
4364	Valve, pressure reducing, Type 233 ..	(Part of Ref. No. 2000)			C	"
2456	Plug, drain	{ Ben Patents No. GB.1825, Cat. No. 213.	1	C	"
653	Receiver, air		GS.1781/1	1	A
655	Valve, $\frac{1}{2}$ in. B.S.P.	GS.1783/4	2	C	"
654	Valve, relief, 0–30 lbs. p.s.u.	GS.1783/1	3	C	"
1050	Valve, relief, 0–60 lbs. p.s.i.	GS.1783/1	3	C	"
1051	Valve, relief, 0–100 lb. p.i.s.	GS.1783/1	3	C	"
652	Block, vee rope guard	86320	2	C	"
—	Clutch	Ref. No. 398		1	—	—
	Spares:—					
—	Cover	Ref No. 583		1	—	—
—	Eye bolt	Ref. No. 60		3	—	—
—	Facing, package, complete	Ref. No. 65		1	—	—
—	Lever, release	Ref. No. 61		3	—	—
—	Nut, eyebolt	Ref. No. 64		3	—	—
—	Pin, lever release	Ref. No. 1094		3	—	—
—	Plate driving assembly	Ref. No. 66		1	—	—
—	Plate, pressure	Reference 16M/436		1	—	—
—	Release bearing and cup assembly	Reference 16M/2880		1	—	—
—	Retainer, bearing release	Ref. No. 1096		2	—	—
—	Spring, anti-rattle	Ref. No. 590		3	—	—

RESTRICTED

89

RESTRICTED

AIRCRAFT STANDARD GROUND SERVICING TROLLEYS AND AIR COMPRESSORS (OTHER THAN ELECTRICAL)
SECTION 4F—*cont.*

1	2	3	4	5	6	7
	TROLLEY, servicing, pneumatic, low pressure					
	Mark 1—<i>cont.</i>					
	Comprising—<i>cont.</i>					
	Clutch—<i>cont.</i>					
	Spares—<i>cont.</i>					
—	Spring, thrust	Ref. No. 68		6	—	—
—	Strut	Ref. No. 1095		3	—	—
—	Wire, retaining, release lever	Ref. No. 62		3	—	—
1049	Compressor	Broom and Wade, Type N.4 3½ in. × 4 in. Alternative to Ref. No. 453.		1	A	each
	Spares:—					
1076	Backnut, hand, unloader body		2063	2	C	"
1068	Backnut, oil, regulator		2033	1	C	"
644	Ball, delivery, oil pump		2024	1	C	"
1067	Ball, oil regulator		2032	1	C	"
1063	Ball, suction, oil pump		2026	1	C	"
69	Bearing, big end		2041	2	C	"
70	Bearing, main		2003	2	C	"
639	Body, oil filter		2010	1	C	"
424	Body, oil pump		2019	1	A	"
432	Bolt and castle nut, big end		2044	4	C	"
431	Bolt, small end		2043	2	C	"
425	Button, thrust		2020	1	C	"
648	Cap, delivery valve		2049	2	C	"
636	Cap, main bearing		2004	2	C	"
420	Crankcase		2001	1	A	"
421	Crankshaft		2002	1	B	"
419	Cylinder		2000	1	B	"
433	Cylinder, head		2046	1	C	"
1069	Dipstick, oil level		2034	1	C	"
441	Filter, intake		2072	1	A	"
427	Filter, oil pump		2022	1	C	"
1079	Flange, air		2071	2	C	"
2314	Fork, unloader		3615/C6A	—	C	"
428	Gauge, oil pressure		2035	1	A	"
4498	Guide, unloader, fork		C.3812/34	1	C	"

RESTRICTED

RESTRICTED

AIRCRAFT STANDARD GROUND SERVICING TROLLEYS AND AIR COMPRESSORS (OTHER THAN ELECTRICAL)
SECTION 4F—cont.

1	2	3	4	5	6	7
	TROLLEY, servicing, pneumatic, low pressure					
	Mark 1—cont.					
	Comprising—cont.					
	Compressor—cont.					
	Spares—cont.					
436	Hand, unloader, assembly	C.3615/126	2	C	each
446	Joint, air flange	2078	2	C	"
442	Joint, crankcase	2073	2	C	"
73	Joint, cylinder head	2077	1	C	"
443	Joint, door inspection	2074	2	C	"
444	Joint, end cover	2075	2	C	"
445	Joint, oil body	2076	1	C	"
1060	Key, flywheel	2017	1	C	"
422	Oilseal, flywheel end	C.3969/1	1	C	"
638	Peg, pump, oil eccentric	2008	1	C	"
75	Pin, gudgeon	2039	2	C	"
1064	Pipe, oil feed	2028	1	C	"
74	Piston	2036	2	C	"
4497	Piston unloader	C.3727/10	1	C	"
83	Plate, valve	2066	4	C	"
1061	Plug, crankcase, drain	2018	1	C	"
1071	Plug, delivery valve	2047	2	C	"
1074	Plug, suction valve	2053	2	C	"
426	Plunger, oil	2021	1	C	"
423	Pump, oil, eccentric	2007	1	A	"
76	Ring, compression	2037	4	C	"
650	Ring, delivery valve, bottom joint	2051	2	C	"
649	Ring, delivery valve, top joint	2050	2	C	"
429	Ring, scraper	2038	2	C	"
77	Rod, connecting	2040/43 and 44	2	C	"
1066	Rod, guide, oil regulator	2031	1	C	"
1073	Screw, delivery, valve cap	2052	2	C	"
1065	Screw, oil regulator	2029	1	C	"
1062	Screw, valve, stop, oil pump	2023	1	C	"
430	Shim, big end bearing	2042	4	C	"
645	Spring, ball delivery, oil pump	2025	1	C	"

RESTRICTED

RESTRICTED

AIRCRAFT STANDARD GROUND SERVICING TROLLEYS AND AIR COMPRESSORS (OTHER THAN ELECTRICAL)
SECTION 4F—cont.

1	2	3	4	5	6	7
	TROLLEY, servicing, pneumatic, low pressure,					
	Mark 1—cont.					
	Comprising—cont.					
	Compressor—cont.					
	Spares—cont.					
435	Spring, hand unloader	2062	2	C	each
647	Spring, oil regulator	2030	1	C	"
646	Spring, plunger, oil pump	2027	1	C	"
80	Spring, unloader	2057	2	C	"
2313	Spring, unloader	3615/C.109	—	C	"
2315	Spring, valve	10002/C.5	—	C	"
439	Spring, valve	2067	4	C	"
1072	Tube, clamping, delivery valve	2048	2	C	"
434	Tube, clamping, suction valve	C.3615/106	2	C	"
2295	Tube, suction, clamping	3615/C.106	2	C	"
2311	Valve, delivery	10002/C.2	—	C	"
642	Valve, release	2014	1	C	"
2310	Valve, suction	10002/C.1	—	C	"
643	Washer, fibre, release valve	2015	1	C	"
1	Connector Unit		1	A	"
—	Engine	Reference 42HH/585. Petters Type P.O.8		1	—	—
	Spares	See A.P.2247, Vol. 3, Section 42HH				
651	Guard, vee rope drive	GS.1768	1	C	each
2	Hose, flexible	$\frac{3}{8}$ in. bore. 18 ft. long, c/w end fittings	GS.1725/3	3	C	lgth.
	Operating gear:—					
	Spares:—					
—	Bearing, single row, double purpose	Ref. No. 1143		2	—	—
—	Bolt, locking rod	Ref. No. 1220		1	—	—
—	Bracket, fulcrum	Ref. No. 392		1	—	—
—	Circlip, 1.076 in. i/d	Ref. No. 824		2	—	—
—	Circlip, 1.429 in. i/d	Ref. No. 823		1	—	—
—	Handle, wood	Ref. No. 830. Clutch operating gear		1	—	—
—	Hook, spring	Ref. No. 580		2	—	—
—	Lever, clutch, hand	Ref. No. 395		1	—	—
—	Lever, clutch, operating	Ref. No. 396		2	—	—
—	Lever, locking	Ref. No. 397		1	—	—

RESTRICTED

RESTRICTED

AIRCRAFT STANDARD GROUND SERVICING TROLLEYS AND AIR COMPRESSORS (OTHER THAN ELECTRICAL)

SECTION 4F—cont.

1	2	3	4	5	6	7
	TROLLEY, servicing, pneumatic, low pressure, Mark 1—cont.					
	Comprising—cont.					
	Operating gear— cont.					
	Spares—cont.					
—	Nut, special, ½ in. B.S.F.	Ref. No. 581		1	—	—
—	Pin, cotter, nut and washer	Ref. No. 1217		3	—	—
—	Pin, fulcrum	Ref. No. 393		1	—	—
—	Pin, locking	Ref. No. 1222		1	—	—
—	Plug, pulley	Ref. No. 1229		1	—	—
1232	Screw, set, bracket fulcrum	¾ in. B.S.F. × 1½ in. long	SD.54/6X9	2	C	each
1233	Screw, set, bracket fulcrum	½ in. B.S.F. × 1½ in. long	SD.54/8X9	2	C	"
—	Screw, set, clutch	Ref. No. 1218		6	—	—
—	Screw, set, hand lever	Ref. No. 1221		1	—	—
—	Shim, laminated	Ref. No. 827		1	—	—
—	Spring, retaining	Ref. No. 828		1	—	—
—	Washer, locking	Ref. No. 1223		2	—	—
—	Washer, plug	Ref. No. 826		1	—	—
—	Washer, spring	Ref. No. 1226		6	—	—
—	Washer, thrust	Ref. No. 1201		1	—	—
—	Washer, thrust	Ref. No. 1203		1	—	—
1842	Regulator, diaphragm, moisture separator assembly	B.1785/3A	1	C	each
409	Texrope	170	4	B	"
—	Wheel, steel, 30 in. × 5 in.	Reference 4G/2345		2	—	—
1805	TROLLEY, servicing, pneumatic, low pressure, Mark 1B:—		—	A	each
	Comprising:—					
	Air system:—					
	Spares:—					
—	Gauge, pressure	Ref. No. 656		1	—	—
2297	Gauge, pressure	0-100 lb./200 lb. p.s.i.	CB.1632/2A	1	C	each
2188	Gauge, pressure	0-200 lb. p.s.i. Part of moisture separator	CB.1632/5	1	C	"
—	Joint, drain plug	Ref. No. 1182		1	—	—
—	Joint, flange	Ref. No. 1180		1	—	—

RESTRICTED

RESTRICTED

AIRCRAFT STANDARD GROUND SERVICING TROLLEYS AND AIR COMPRESSORS (OTHER THAN ELECTRICAL)

SECTION 4F—cont.

1	2	3	4	5	6	7
	TROLLEY, servicing, pneumatic, low pressure,					
	Mark 1B—cont.					
	Comprising—cont.					
	Air system—cont.					
	Spares—cont.					
—	Joint, inlet connection, nipple	Ref. No. 1178		13	—	—
—	Joint, pressure gauge	Ref. No. 1181		1	—	—
—	Joint, valve	Ref. No. 1177		9	—	—
2319	Pipe, coiled, copper		1	C	each
—	Receiver, air	Ref. No. 653	R.30910-091	1	—	—
—	Valve, ½ in. B.S.P.	Ref. No. 655		2	—	—
—	Valve, relief:—					
—	0-30 lbs. p.s.i.	Ref. No. 654		3	—	—
—	0-600 lb. p.s.i.	Ref. No. 1050		3	—	—
—	0-100 lb. p.s.i.	Ref. No. 1051		3	—	—
1847	Belt, driving	¾ in. × 9 ft. 3 in. long. Whittle laminated rubber vee belting 40° angle of vee		4	A	each
—	Block, vee rope guard	Ref. No. 652		1	—	—
—	Clutch	Ref. No. 398		1	—	—
—	Spares:—					
—	Cover	Ref. No. 583		1	—	—
—	Eyebolt	Ref. No. 60		3	—	—
—	Facing, package, complete	Ref. No. 65		1	—	—
—	Lever, release	Ref. No. 61		3	—	—
—	Nut, eyebolt	Ref. No. 64		3	—	—
—	Pin, release lever	Ref. No. 1094		3	—	—
—	Plate, driving assembly	Ref. No. 66		1	—	—
—	Plate, lever release	Ref. No. 63		1	—	—
—	Plate, pressure	Reference 16M/436		1	—	—
—	Release bearing and cup assembly	Reference 16M/2880		1	—	—
—	Retainer, bearing release	Ref. No. 1096		2	—	—
—	Spring, anti-rattle	Ref. No. 590		3	—	—
—	Spring, thrust	Ref. No. 68		6	—	—
—	Strut	Ref. No. 1095		3	—	—
—	Wire, retaining release lever	Ref. No. 62		3	—	—

RESTRICTED

RESTRICTED

AIRCRAFT STANDARD GROUND SERVICING TROLLEYS AND AIR COMPRESSORS (OTHER THAN ELECTRICAL)
SECTION 4F—cont.

1	2	3	4	5	6	7
	TROLLEY, servicing, pneumatic, low pressure,					
	Mark 1B—cont.					
	Comprising—cont.					
—	Compressor	Ref. No. 1049	1	—	—
	Spares:—					
—	Backnut, hand, unloader body	Ref. No. 1076	2	—	—
—	Backnut, oil regulator	Ref. No. 1068	1	—	—
—	Ball, delivery, oil pump	Ref. No. 644	1	—	—
—	Ball, oil regulator	Ref. No. 1067	1	—	—
—	Ball, suction, oil pump	Ref. No. 1063	1	—	—
—	Bearing, big end	Ref. No. 69	2	—	—
—	Bearing, main	Ref. No. 70	2	—	—
—	Body, oil filler	Ref. No. 639	1	—	—
—	Body, oil pump	Ref. No. 424	1	—	—
—	Body, plunger and cam hand unloader	Ref. No. 436	2	—	—
—	Bolt, and castle nut, big end	Ref. No. 432	4	—	—
—	Bolt, small end	Ref. No. 431	2	—	—
—	Button, thrust	Ref. No. 425	1	—	—
—	Cap, delivery valve	Ref. No. 648	2	—	—
—	Cap, main bearing	Ref. No. 636	2	—	—
—	Crankcase	Ref. No. 420	1	—	—
—	Crankshaft	Ref. No. 421	1	—	—
—	Cylinder	Ref. No. 419	1	—	—
—	Cylinder, head	Ref. No. 433	1	—	—
—	Dipstick, oil level	Ref. No. 1069	1	—	—
—	Filter, intake	Ref. No. 441	1	—	—
—	Filter, oil pump	Ref. No. 427	1	—	—
—	Flange, air	Ref. No. 1079	2	—	—
—	Gauge, oil pressure	Ref. No. 428	1	—	—
—	Joint, air flange	Ref. No. 446	2	—	—
—	Joint, crankcase	Ref. No. 442	2	—	—
—	Joint, cylinder head	Ref. No. 73	1	—	—
—	Joint, door inspection	Ref. No. 443	2	—	—
—	Joint, end cover	Ref. No. 444	2	—	—
—	Joint, oil body	Ref. No. 445	1	—	—
—	Key, flywheel	Ref. No. 1060	1	—	—

RESTRICTED

RESTRICTED

AIRCRAFT STANDARD GROUND SERVICING TROLLEYS AND AIR COMPRESSORS (OTHER THAN ELECTRICAL)

SECTION 4F—cont.

1	2	3	4	5	6	7
	TROLLEY, servicing, pneumatic, low pressure,					
	Mark 1B—cont.					
	Comprising—cont.					
	Compressor—cont.					
	Spares—cont.					
—	Oilseal, flywheel end	Ref. No. 422		1	—	—
—	Peg, pump, oil eccentric	Ref. No. 638		1	—	—
—	Pin, gudgeon	Ref. No. 75		2	—	—
—	Pipe, oil feed	Ref. No. 1064		1	—	—
—	Piston	Ref. No. 74		2	—	—
—	Piston, unloader	Ref. No. 447		2	—	—
—	Plate, retaining, pump end	Ref. No. 637		1	—	—
—	Plate valve	Ref. No. 83		4	—	—
—	Plug, crankcase drain	Ref. No. 1061		1	—	—
—	Plug, delivery valve	Ref. No. 1071		2	—	—
—	Plug, suction valve	Ref. No. 1074		2	—	—
—	Plunger, oil	Ref. No. 426		1	—	—
—	Pump, oil, eccentric	Ref. No. 423		1	—	—
—	Ring, compression	Ref. No. 76		4	—	—
—	Ring, delivery valve, top joint	Ref. No. 649		2	—	—
—	Ring, scraper	Ref. No. 429		2	—	—
—	Rod, connecting	Ref. No. 77		2	—	—
—	Rod, guide, oil regulator	Ref. No. 1066		1	—	—
—	Screw, delivery, valve cap	Ref. No. 1073		2	—	—
—	Screw, oil regulator	Ref. No. 1065		1	—	—
—	Screw, valve, stop, oil pump	Ref. No. 1062		1	—	—
—	Shim, big end bearing	Ref. No. 430		1	—	—
—	Spring, ball delivery, oil pump	Ref. No. 645		4	—	—
—	Spring, hand unloader	Ref. No. 435		4	—	—
—	Spring, oil regulator	Ref. No. 647		1	—	—
—	Spring, plunger, oil pump	Ref. No. 646		1	—	—
—	Spring unloader	Ref. No. 80		2	—	—
—	Spring, valve	Ref. No. 439		4	—	—
—	Stop, unloader	Ref. No. 1075		2	—	—
—	Tube, clamping, delivery valve	Ref. No. 1072		2	—	—
—	Tube, clamping, suction valve	Ref. No. 434		2	—	—

RESTRICTED

RESTRICTED

AIRCRAFT STANDARD GROUND SERVICING TROLLEYS AND AIR COMPRESSORS (OTHER THAN ELECTRICAL)

SECTION 4F—cont.

1	2	3	4	5	6	7
	TROLLEY, servicing, pneumatic, low pressure,					
	Mark 1B <i>cont.</i>					
	Comprising— <i>cont.</i>					
	Compressor— <i>cont.</i>					
	Spares— <i>cont.</i>					
—	Valve, release	Ref. No. 642		1	—	—
—	Washer, fibre, release valve	Ref. No. 643		1	—	—
—	Connector unit	Ref. No. 1		1	—	—
—	Cover outer,	Reference 16T/181. For Reference 4G/4297 ..		2	—	—
—	Engine	Reference 42CQ/1. Petters type PA.2 ..		1	—	—
—	Spares	See A.P.2247, Vol. 3, Section 42CQ.				
3961	Guard, vee rope drive		1	C	each
—	Hose, flexible	Ref. No. 2		3	—	—
—	Hub, code 0159	Reference 4G/4302. For Reference 4G/4297 ..		2	—	—
	Operating gear, clutch and pulley:—					
	Spares:—					
—	Bolt, locking rod	Ref. No. 1220		1	—	—
—	Bracket, fulcrum	Ref. No. 392		1	—	—
—	Circlip	Ref. No. 824		2	—	—
—	Handle, wood, for clutch lever	Ref. No. 830		1	—	—
—	Hook, spring	Ref. No. 580		1	—	—
—	Lever, clutch, hand	Ref. No. 395		1	—	—
—	Lever, clutch, operating	Ref. No. 396		1	—	—
—	Lever, locking	Ref. No. 397		1	—	—
—	Nut, special, ½ in. B.S.F.	Ref. No. 581		1	—	—
—	Pin, cotter, nut and washer	Ref. No. 1217		3	—	—
—	Pin, fulcrum	Ref. No. 393		1	—	—
—	Plug, pulley	Ref. No. 1229		1	—	—
—	Pulley, clutch	Ref. No. 1846		1	—	—
—	Screw, set, bracket fulcrum	Ref. No. 1232		2	—	—
—	Screw, set, bracket fulcrum	Ref. No. 1233		2	—	—
—	Screw, set, clutch	Ref. No. 1218		6	—	—
—	Screw, set, for hand lever	Ref. No. 1221		1	—	—
—	Shim, laminated	Ref. No. 827		1	—	—
—	Spring, retaining	Ref. No. 828		1	—	—

RESTRICTED

RESTRICTED

AIRCRAFT STANDARD GROUND SERVICING TROLLEYS AND AIR COMPRESSORS (OTHER THAN ELECTRICAL)
SECTION 4F—cont.

1	2	3	4	5	6	7
	TROLLEY, servicing, pneumatic, low pressure, Mark 1B—cont.					
	Comprising—cont.					
	Operating gear, clutch and pulley— cont.					
—	Washer, locking	Ref. No. 1223		2	—	—
—	Washer, spring	Ref. No. 1226		6	—	—
—	Washer, thrust	Ref. No. 1201		1	—	—
—	Washer, thrust	Ref. No. 1203		1	—	—
1932	Pipe, flexible	Compressor to receiver	GS.1719/6	1	C	each
4385	Tee piece	Located between cock C and moisture separator		—	C	"
—	Tube inner	Reference 16T/296. For Reference 4G/4297 ..		2	—	—
—	Wheel, pneumatic, Dunlop L.P.529, 5 in. × 9 in.	Reference 4G/4297		2	—	—
1724	TROLLEY, servicing, pneumatic, low pressure, Mark 2.			—	A	each
	Spares:—					
4555	Arm, towing		GM/B/2970	1	B	"
2564	Chamber, drying, complete		GM/B/2951	1	A	"
	Spares:—					
2565	Gasket, drying chamber		GM/A/3002	1	C	"
2567	Nut, locking, valve		BO/8	1	C	"
2570	Nut, wing, 0.3125 in. UNF. steel		BO/9	2	C	"
2569	Plate, valve		GM/A/3003	1	C	"
2568	Screw		GM/A/3006	1	C	"
2566	Spring, dryer, valve		GM/A/3005	1	C	"
3756	Clutch assembly, complete		MA/3431	1	A	"
	Spares:—					
3543	Bush		22558	1	C	"
3540	Circlip, clutch weight	Set of 4	14224	1	C	set
3750	Drum, clutch		18217	1	C	each
3560	Lining, clutch and rivet assembly	Comprising:— Linings, clutch	18224	2	C	"
		Rivets, lining clutch weight	18265	16	C	"
3547	Nut, spring	Set of 2	18266/1	1	C	set
3541	Piece, distance, clutch spring bolt	Set of 2	22808	1	C	"

RESTRICTED

RESTRICTED

AIRCRAFT STANDARD GROUND SERVICING TROLLEYS AND AIR COMPRESSORS (OTHER THAN ELECTRICAL)
SECTION 4F—cont.

1	2	3	4	5	6	7
	TROLLEY, servicing, pneumatic, low pressure, Mark 2—cont.					
	Spares—cont.					
	Clutch assembly, complete—cont.					
	Spares—cont.					
3545	Pin	Set of 2	18222	1	C	set
3539	Pin, clutch weight.. .. .	Set of 12	22121	1	C	"
3544	Screw, cover	Set of 6	18300	1	C	"
3546	Seal, oil	22557	1	C	each
3542	Spring	Set of 2	18219/1	1	C	set
3538	Weight, clutch	Set of 2	18216	1	C	"
4475	Cock, 3 way assembly including mounting plates etc.	Klinger Type SDH/21/AB	1	B	each
2629	Compressor, air	Siebe Gorman type, 5½ in. × 3 in.	12884D	1	A	set
	Spares	See Section 4FZ				
	Engine (Jap Model 55)	Reference 42EQ/750		1	—	—
	Spares	See A.P.2247, Vol. 3, Pts. 1 and 4, Section 42EQ/Bk. 3.		—	—	—
2543	Filter assembly, complete	GM/B/2957	1	A	each
	Spares:—					
2551	Filter, felt, canister	BO/1	1	C	"
2546	Gasket, bottom body	GM/A/3045	1	C	"
2545	Gasket, centre body	GM/A/3044	1	C	"
2544	Gasket, cover to body	GM/A/3194	1	C	"
2547	Gasket, sight glass, outer	GM/A/3049	2	C	"
2550	Glass, sight	GM/A/3048	1	C	"
2549	Spring, inner	GM/A/3043	1	C	"
2548	Spring, outer	GM/A/3042	1	C	"
2628	Filter, canister, silica gel, complete	GM/B/3036	1	A	"
	Spares:—					
2556	Body, filter canister	GM/A/3068	1	C	"
2554	Bolt, filter canister	GM/A/3078	1	C	"
2552	Glass, sight, inner	GM/A/3075	1	C	"
2555	Nut, wing, filter canister	BO/4	1	C	"
2553	Ring, retaining, sight glass	GM/A/3074	1	C	"
—	Silica gel, acid activated	Reference 33C/1362. 5 lb. containers		1	—	—
—	Silica gel, indicator type	Reference 33C/790. 1 lb. container		1	—	—

RESTRICTED

RESTRICTED

AIRCRAFT STANDARD GROUND SERVICING TROLLEYS AND AIR COMPRESSORS (OTHER THAN ELECTRICAL)

SECTION 4F—cont.

1	2	3	4	5	6	7
	TROLLEY, servicing, pneumatic, low pressure, Mark 2—cont.					
	Spares—cont.					
4611	Gauge, pressure 4 in. 0-300 p.s.i.		T4/FF/031513/3/8	1	C	each
3550	Gauge, temperature, 0-300 F.			1	C	
3360	Pipe, intercooler		E2/5116	1	C	"
2557	Unloader assembly, complete		GM/B/2955	1	A	"
	Spares:—					
2559	Ball, centering		BO/5	1	C	"
2562	Locknut, ¼ in. U.N.F. brass		BO/7	1	C	"
2563	Plate, perforated		GM/A/3022	2	C	"
2561	Shim, range adjusting, 0.010 in., brass		BO/6	8	C	"
2560	Spring, return		GM/A/3033	1	C	"
2558	Unloader, felt		GM/A/3023	3	C	"
—	Wheel, with brakes, pneumatic tyred, Mark 1A, 16 in. x 4 in. x 6 ply.	Reference 4G/4521		2	—	—
—	Wheel, without brakes, pneumatic tyred, Mark 1A, 16 in. x 4 in. x 6 ply.	Reference 4G/4520		2	—	—
3596	Valve, reducing		GM/C/3215	1	C	each
	TROLLEY, servicing, pressure cabin testing:—					
1714	Mark 1C			—	A	"
	Accessories:—					
5173	Adaptor	2 in. B.S.P. male at one end, 2⅜ in. > 12 UN-2A female at other end (For use with H.S. 125 Aircraft)			B	"
1807	Adaptor, cabin air supply	1½ in. diam., unified to 2 in. B.S.P. thread	GM.5156	1	C	"
1808	Adaptor, cabin air supply	1½ in. ANF. to 2 in. B.S.P.	GM.5159	1	C	"
1813	Adaptor, canopy seal inflator	7/16 in. ANF to ¼ in. B.S.P.	GM.5158	1	C	"
1812	Adaptor, canopy seal inflator	½ in. B.S.P.	GM.5162	1	C	"
1810	Adaptor, manometer connection	½ in. B.S.P. to ¼ in. or ⅜ in. rubber hose	GM.5161	—	C	"
2459	Adaptor, pressure cabin test connection	⅜ in. U.N.F. to ¼ in. or ⅜ in. rubber hose		—	B	"
	Gauge, air pressure:—					
2192	0.06 lbs./p.s.i.	Concentric, 2½ in. General purpose. Direct mounting with bottom connection ½ in. B.S.P.		—	C	"
2191	0.15 lbs./p.s.i.			—	C	"

RESTRICTED

RESTRICTED

AIRCRAFT STANDARD GROUND SERVICING TROLLEYS AND AIR COMPRESSORS (OTHER THAN ELECTRICAL)
SECTION 4F—cont.

1	2	3	4	5	6	7
	TROLLEY, servicing, pressure cabin testing <i>—cont.</i>					
	Mark 1C—cont.					
	Accessories—cont.					
	Gauge, air pressure— <i>cont.</i>					
	Spares:—	For Ref. Nos. 2191 and 2192.				
3826	Washer, leather sealing	For $\frac{1}{8}$ in. B.S.P., spigot connection		—	C	each
	Spares:—					
1262	Axle	GM.4082	1	A	"
1255	Bar, tow	GM.8351	1	A	"
2321	Belt, drive	Cotton, $\frac{5}{8}$ in. wide by 21 in. long	GM.10275. Item 166	1	C	"
1264	Body, valve	GM.10260	1	A	"
1254	Bracket, axle	GM.8350	1	A	"
2588	Bush, rubber	Connects compressor to engine	V.7942	6	C	"
1260	Clip, spring	GM.4062/2	2	C	"
1293	Compressor	Marshall, Type J 100	1	A	"
	Spares	<i>See Section 4FZ</i>				
2586	Coupling	Connects compressor to engine	14615	1	C	each
—	Cover, outer	Reference 16T/744. For Ref. No. 1769		2	—	—
1277	Cover, outlet	GM.4084	1	C	each
1265	Cover, valve	GM.6475	1	C	"
—	Engine	Reference 42BQ/1. J.A.P. model 55		1	—	—
	Spares	<i>See A.P.2247, Vol. 3, Part 1, Section 42BQ.</i>				
4504	Element, niter	Burgess 151/SCG- 200229	1	C	each
4766	Filter, Silencer installation	200229	1	B	"
1276	Flange, outlet	GM.4083	1	C	"
1279	Gasket	GM.6577	1	C	"
2060	Gauge, air pressure, Type P.C.192		1	C	"
1257	Handle, inner	GM.4080	1	A	"
1258	Handle, outer	GM.4081	1	A	"
1292	Hose, air intake	GM.4100	1	C	"
1294	Hose assembly	GM.6581	1	C	"
1269	Joint, outlet flange	GM.4064/2	1	C	"

RESTRICTED

RESTRICTED

AIRCRAFT STANDARD GROUND SERVICING TROLLEYS AND AIR COMPRESSORS (OTHER THAN ELECTRICAL)

SECTION 4F—cont.

1	2	3	4	5	6	7
	TROLLEY, servicing, pressure, cabin testing					
	—cont.					
	Mark 1C—cont.					
	Spare—cont.					
1282	Joint, outlet valve to box	GM.4064/1	1	C	each
1287	Joint, relief valve to box	GM.4071/2	2	C	"
1281	Nut, lock governor	GM.4058/2	1	C	"
1285	Piece, distance	Box to chassis	GM/4069/2	6	C	"
1284	Piece, distance	Engine to silencer box	GM.4069/1	4	C	"
1283	Pin, driving	GM.4060/1	3	C	"
2587	Pin, driving	Connects compressor to engine	14616	3	C	"
1259	Pipe, exhaust stub	GM.6571	3	C	"
1261	Pipe, exhaust stub assembly	GM.4075	1	C	"
1271	Plate, instruction	GM.4066/1	1	C	"
1272	Plate, instruction	GM.4066/2	1	C	"
1291	Plate, instruction	GM.4072/2	1	C	"
2575	Pulley, for tachometer drive	ATM.2956/2	1	C	"
1295	Screw, lock assembly	GM.4058/1	1	C	"
1296	Screw, valve	GM.4090	1	C	"
1297	Screw, valve	GM.4088	1	C	"
1286	Spanner, "C" for hose	GM.4070/2	1	C	"
1256	Spring, handle	GM.4079	2	C	"
1280	Spring, spanner holding	GM.4067/1	1	C	"
1843	Tachometer	Types, A.T.R.C.771/A.T.A.54		1	C	"
5193	Tachometer		1	A	"
---	Tube, inner	Reference 16T/745. For Ref. No. 1769		2	—	—
1268	Valve	GM.4062/3	1	C	each
1274	Valve, bleed	GM.4068/2	1	B	"
1273	Valve, non-return	GM.4085	1	B	"
1263	Valve, outlet	Complete	GM.10261	1	B	"
1976	Valve, pressure relief	GM.10257, Item 177	1	A	"
1289	Washer	GM.4073/1	A/R	C	"
1290	Washer	GM.4073/2	A/R	C	"
1288	Washer, joint	GM.4071/1	1	C	"
1266	Washer, retaining	GM.4055/1	2	C	"

RESTRICTED

RESTRICTED

AIRCRAFT STANDARD GROUND SERVICING TROLLEYS AND AIR COMPRESSORS (OTHER THAN ELECTRICAL)
SECTION 4F—cont.

1	2	3	4	5	6	7
	TROLLEY, servicing, pressure cabin testing —cont.					
	Mark 1C—cont.					
	Spares—cont.					
1275	Washer, sealing	GM.4068/1	1	C	each
1270	Washer, thrust	GM.4065/2	2	C	"
1267	Washer, valve	GM.4063/1	2	C	"
—	Wheel, Dunlop, Z.80	Ref. No. 1769		2	—	—
1278	Wheel, hand	GM.4086	2	C	each
1723	TROLLEY, servicing, radar, Type B		—	A	"
	Spares:—					
2050	Brake cable assembly	Two Bowden cable assemblies joined at one end to brake lever mechanism.	TR/B68845/2	1	C	"
2054	Circlip		1	C	"
2664	Cup, piston	1 in. o.d. × $\frac{3}{8}$ in. deep × $\frac{3}{32}$ in. wall	TR/A.768957		C	"
2665	Cup, piston	1½ in. o.d. × $\frac{1}{2}$ in. deep × $\frac{1}{8}$ in. wall	TR/A.783631		C	"
2056	Hook and cable assembly	For bogey assembly, scissor hook on flex, steel cable.	TR/B.783681	1	C	"
2666	Packing, impregnated, asbestos	$\frac{1}{8}$ in. × $\frac{1}{8}$ in. / 30 in. long		—	C	"
2055	Padlock, c/w keys	For Radome bar, Yale junior model	PA.21, 411	1	C	"
2048	Pawl, ratchet	For brake lever assembly	PA.21, 380	1	C	"
2051	Rope, endless	For bogey assembly	PA.21, 388	1	C	"
2052	Rope, pull	For bogey assembly	TR/B.783666	1	C	"
2053	Rope, pull	For brake assembly	TR/B.783667	1	C	"
2047	Spring, torsion	For brake lever mechanism	TR/A.768784	1	C	"
2049	Valve assembly	For hydraulic system	PA.09, 741	2	C	"
1871	TROLLEY, servicing, radar, Type C			A	"
	Spares:—					
2603	Brake, cable assembly	Main brake cable assembly	TR/B768845/4	1 pr.	C	prs.
—	Circlip	Ref. No. 2054. Seegar external type for $1\frac{1}{16}$ in. shaft dia.		1	—	—
—	Grease, XG.275	Reference 34B/222 or 242		As rqd.	—	—

RESTRICTED

RESTRICTED

AIRCRAFT STANDARD GROUND SERVICING TROLLEYS AND AIR COMPRESSORS (OTHER THAN ELECTRICAL)

SECTION 4F—cont.

1	2	3	4	5	6	7
	TROLLEY, servicing, radar, Type C—cont.					
	Spares—cont.					
—	Grease, XG.285	Reference 34B/233		As rqd.	—	—
2069	Handle assembly	Spring loaded plunger location, swing of arm 6 in. Bogey traverse top beam assembly.	PA.21.350	1	C	each
2070	Hook and cable assembly	10 cwt. flex cable 12 ft. length with main lifting hook. Main lifting cable for bogey assembly.	PA.21.268	1	C	"
—	Oil, hydraulic	Reference 34B/159		$\frac{3}{4}$ gal.	—	—
—	Padlock, c/w keys	Ref. No. 2055		1	—	—
2602	Pawl, ratchet	RR/A808123	1	C	each
—	Pipe, brass	Reference 30B/2033		As rqd.	—	—
2959	Pump, hydraulic, Rand		—	C	each
—	Rope, endless	Ref. No. 2051		1	—	—
2604	Rope, pull	For slow brake assembly	RR/B808130	1	C	each
2601	Spring, compression	$1\frac{1}{2}$ in. free length, 20 S.W.G. spring steel, 18 free coils, .25 in. mean dia.	TR/A783413	1	C	"
	<i>or</i>					
2600	Spring, compression	$1\frac{1}{2}$ in. free length, of S.W.G. spring steel, $3\frac{1}{2}$ free coils, .58 in. mean dia.	TR/A768922	1	C	"
2071	Spring, compression	1 in. free length, 20 S.W.G. spring steel, 6 coil .31 in. mean dia. Used on friction damper bracket (1) Stabiliser catch (2) Handle assembly	PA.46.400	5	C	"
4282	Towing eye assembly		1	A	"
2599	Tread, non-slip	For platform surfacing safety walk, Type B, self-adhesive wet or dry (24 in. × 6 in.), non- slip surfacing.	RR/B808166	24	C	"
—	Tube, inner	Reference 16T/632		4	—	—
—	Tyre, outer	Reference 16T/802		4	—	—
—	Valve, assembly	Ref. No. 2049. For hydraulic system		2	—	—
2605	Valve, relief	Hydraulic adjustable relief valve, range 75 p.s.i. to 1,000 p.s.i., 6 in. long, $2\frac{3}{4}$ in. dia. . .	RR/B808035	1	C	each

RESTRICTED

RESTRICTED

AIRCRAFT STANDARD GROUND SERVICING TROLLEYS AND AIR COMPRESSORS (OTHER THAN ELECTRICAL)
SECTION 4F—cont.

1	2	3	4	5	6	7
1787	TROLLEY, servicing, radar, Type E	To be demanded in components		—	A	each
	Comprising:—					
1925	Test-frame		TR/E783192	—	A	"
	Spares:—					
2301	Castor, front		TR/C783206/1	2	C	"
2300	Castor, rear		TR/C783206/2	2	C	"
4493	Connector, locking		TR/C783232	—	C	"
4492	Connector, pivot		TR/C/783233	—	C	"
4467	Connector, swivel		B.783228	—	C	"
2084	Cover, waterproof		TR/D783269	1	C	"
4468	Housing		A.783236	—	C	"
4466	Knob		B.783235	—	C	"
4469	Pin, locating		A.783237	—	C	"
4465	Sleeve		B.783229	—	C	"
—	Spring, compression	Ref. No. 2071		8	—	—
2086	Spring, compression	18 S.W.G., spring steel, 2 in. free length. For castor locking assembly.	TR/B783213	4	C	each
1924	Trolley, Type X.2025		TR/E783290	—	A	"
	Spares:—					
3823	Bolt, locking, mounting frame		PA.46-322	1	C	"
2074	Brake cable assembly		TR/B768845/3	1	C	"
2077	Cable and chain assembly	67.75 in. overall length, 35 cwt. flexible cable with spliced eye either end, and chain, 13 in. long.	TR/B783392	1	C	"
4443	Circlip		TRA768978	—	C	"
3980	Disc, brake		TR/A/783367	1	C	"
4432	Key		TRA783322	—	C	"
3979	Locking-belt assembly	Comprsing suspension arm, clamping bolt, butterfly nut and collar.	TR/A/783363	1	C	"
2078	Pawl, ratchet	For ratchet assembly	TR/A/783317	4	C	"
4889	Pin, clevis		TR/A/783436	—	C	"
4936	Pivot (comprising pivot + ½ in. s/s nut and ½ in. spring washer).		TR/A/783398	—	C	set
2395	Shaft, ratchet, c/w ratchet screw		TR/B783446	—	A	each
—	Spring compression	Ref. No. 2071		5	—	—
4925	Spring, mounting frame locking catch		TR/A783337	—	C	set
2081	Spring, suspension, front	For front suspension arm assemblies	TR/B783431	2	C	each

RESTRICTED

RESTRICTED

AIRCRAFT STANDARD GROUND SERVICING TROLLEYS AND AIR COMPRESSORS (OTHER THAN ELECTRICAL)
SECTION 4F—cont.

1	2	3	4	5	6	7
	TROLLEY, servicing, radar, Type E—cont.					
	Comprising—cont.					
	Trolley, Type X.2025—cont.					
	Spares—cont.					
2082	Spring, suspension, rear	For rear suspension arm assemblies	TR/B783355	2	C	each
4926	Sprocket, winding gear chain	TRA/783443	—	C	"
2075	Top ball joint, front spring assembly ..	For front cross member	TR/B783449	2	C	"
2076	Top ball joint, rear spring assembly ..	For rear suspension arm assemblies	TR/A783447	2	C	"
2308	TROLLEY, test, aircraft, heater, Type B					
	Accessories:—					
2309	Adaptor set		1	A	"
	Consisting of:—					
2626	Adaptor, for leading edge wing	GM/D/8843	1	A	"
2627	Adaptor, for leading edge tail plane	GM/D/8852	1	A	"
	Spares:—					
2530	Adaptor, bifurcation..	GM/C/8854	1	B	"
2531	Adaptor, combustion, intake	GM/B/8858, sheet I	1	B	"
2529	Adaptor, tail, for retractable intake	GM/D/8853, sheet I	1	B	"
2539	Air bleed	GM/C/8836	1	B	"
3989	Arrestor, spark	Burgess Type S.A., $\frac{1}{4}$ in. DS/4305/1 ..		—	C	"
2527	Cap, filler, petrol	SKI.231	1	C	"
2537	Connector, hose end	GM/4388/B	1	B	"
2538	Connector, hose end	GM/4389/B	1	B	"
2536	Connector, hose, male	GM/29385	1	B	"
3996	Disc, friction	For Anderton clutch, ZAZE, B.2125		—	C	"
3359	Element	For spark arrestor, Burgess Type S.A., $\frac{1}{4}$ in. (Gauge baffle).		—	C	"
—	Engine	Reference 42GQ/—Coventry Victor AN.4, Mark 3. (Maker's Sched. No. 296).		—	—	—
2525	Fan unit, complete	GM/B/8860	1	A	each
2532	Hose, $2\frac{1}{2}$ in. bore, 18 in. wire reinforced	GM/B/8855, Item 9.	1	B	"
2535	Hose, asbestos, air, 8 in. bore, 3 ft. length	GM/8314	1	B	"
2534	Hose, asbestos, air, 8 in. bore, 40 ft. length	GM/8314	1	B	"
2524	Jackleg	GM/7264	1	R	"

RESTRICTED

RESTRICTED

AIRCRAFT STANDARD GROUND SERVICING TROLLEYS AND AIR COMPRESSORS (OTHER THAN ELECTRICAL)
SECTION 4F—cont.

1	2	3	4	5	6	7
	TROLLEY, test aircraft, heater, Type B—cont.					
	Spares—cont.					
2526	Rope, "V", ½ in. × 76 in.	6 per set matched		1	C	set
2533	Set of bolts, nuts, washers and split pins	Support for tail unit heater test rig. C/w "D" equipment.	GM/D/8856	1	C	"
2523	Towbar, complete	GM/10714	1	B	each
1910	TROLLEY, transportation	For 6 kw. portable metal rectifier	GM.10541	—	A	each
	Spares:—					
2089	Axle	20 cwt.	GM.6318	1	C	"
2090	Bolt, shackle	GM.2930	1	C	"
2091	Buckle, quick release	Aerolex, Type H		1	C	"
2093	Clamp, stowage	GM.5241	1	C	"
2094	Eye, towing	GM.3260-2	1	C	"
2095	Leg	GM.28501	4	C	"
2096	Nut, wing, special	GM.5237-1	9	C	"
2097	Pin, pip, leg	Type A.617. ⅜ in. × 1-7 in. gripping length		4	C	"
2098	Pin, quick release, pivot handle	⅜ in. × 1-5 in. long		1	C	"
	Ramp assembly:—					
2178	Port	GM.7243	1	C	"
2179	Starboard	GM.7244	1	C	"
2099	Shackle, bracket	GM.2918	1	C	"
2100	Spring, bracket	GM.2917	2	C	"
2101	Spring, leaf	10 cwt.	GM.6310	1	C	"
2102	Stirrup, rectifier securing	GM.7246	1	C	"
2058	TROLLEY, transportation, radome		1	A	"
	Spares:—					
2073	Ball, rubber	⅜ in. dia. sphere	PA.21474	5	C	"

RESTRICTED

RESTRICTED

AIRCRAFT STANDARD GROUND SERVICING TROLLEYS AND AIR COMPRESSORS (OTHER THAN ELECTRICAL)

INDEX TO REFERENCE NUMBERS

SECTION 4F—cont.

Ref. No.	Page No.	Ref. No.	Page No.	Ref. No.	Page No.	Ref. No.	Page No.	Ref. No.	Page No.	Ref. No.	Page No.	Ref. No.	Page No.	Ref. No.	Page No.	Ref. No.	Page No.	Ref. No.	Page No.
1	92	397	88	583	87	919	71	1094	87	1181	89	1267	103	1301	58	1757	59	1810	100
2	92	398	87	590	87	920	71	1095	87	1182	88	1268	102	1366	5	1758	59	1811	2
4	87	409	93	636	90	921	71	1096	87	1201	88	1269	101	1507	70	1759	59	1812	100
36	88	419	90	638	91	922	71	1143	87	1203	88	1270	103	1523	59	1761	59	1813	100
60	87	420	90	639	90	923	71	1149	71	1212	70	1271	102	1714	100	1762	59	1814	2
61	87	421	90	642	92	925	73	1150	71	1217	88	1272	102	1715	84	1763	59	1815	2
62	87	422	91	643	92	1031	84	1151	71	1218	88	1273	102	1723	103	1764	59	1818	60
63	87	423	91	644	90	1044	72	1152	71	1220	87	1274	102	1724	98	1765	59	1820	60
64	87	424	90	645	91	1045	72	1153	73	1221	88	1275	103	1726	58	1767	59	1822	61
65	87	425	90	646	92	1046	72	1154	71	1222	88	1276	101	1727	58	1768	58	1823	61
66	87	426	91	647	92	1047	72	1155	71	1223	88	1277	101	1728	58	1769	86	1824	61
68	87	427	90	648	90	1048	72	1156	71	1226	88	1278	103	1731	58	1770	5	1825	61
69	90	428	90	649	91	1049	90	1157	71	1229	88	1279	101	1733	58	1771	5	1826	60
70	90	429	91	650	91	1050	89	1158	70	1232	93	1280	102	1736	58	1781	58	1829	62
73	91	430	91	651	92	1051	89	1159	70	1233	93	1281	102	1737	58	1782	58	1830	61
74	91	431	90	652	89	1060	91	1160	71	1246	72	1282	102	1738	58	1783	58	1832	60
75	91	432	90	653	89	1061	91	1161	71	1247	72	1283	102	1739	58	1784	58	1836	60
76	91	433	90	654	89	1062	91	1162	71	1248	72	1284	102	1741	58	1785	12	1838	60
77	91	434	92	655	89	1063	90	1163	71	1254	101	1285	102	1743	58	1786	61	1839	60
80	92	435	92	656	88	1064	91	1164	71	1255	101	1286	102	1744	59	1787	105	1840	60
83	91	436	91	823	87	1065	91	1165	71	1256	102	1287	102	1745	59	1790	62	1842	93
226	71	439	92	824	87	1066	91	1166	72	1257	101	1288	102	1746	59	1793	60	1843	102
227	71	441	90	826	88	1067	90	1167	73	1258	101	1289	102	1747	59	1795	60	1844	59
228	70	442	91	827	88	1068	90	1168	73	1259	102	1290	102	1748	59	1796	73	1845	59
230	70	443	91	828	88	1069	90	1171	72	1260	101	1291	102	1749	59	1797	63	1846	59
236	72	444	91	830	87	1071	91	1173	73	1261	102	1292	101	1750	59	1803	61	1847	94
238	72	445	91	914	71	1072	92	1174	72	1262	101	1293	101	1751	59	1805	93	1856	84
392	87	446	91	915	71	1073	91	1176	73	1263	102	1294	101	1752	59	1806	70	1860	58
393	88	454	87	916	71	1074	91	1177	88	1264	101	1295	102	1753	59	1807	100	1861	59
395	87	580	87	917	71	1076	90	1178	88	1265	101	1296	102	1754	59	1808	100	1864	86
396	88	581	88	918	71	1079	90	1180	88	1266	102	1297	102	1756	59	1809	1	1871	103

RESTRICTED

RESTRICTED

AIRCRAFT STANDARD GROUND SERVICING TROLLEYS AND AIR COMPRESSORS (OTHER THAN ELECTRICAL)

INDEX TO REFERENCE NUMBERS

SECTION 4F—cont.

Ref. No.	Page No.	Ref. No.	Page No.	Ref. No.	Page No.	Ref. No.	Page No.	Ref. No.	Page No.	Ref. No.	Page No.	Ref. No.	Page No.	Ref. No.	Page No.	Ref. No.	Page No.	Ref. No.	Page No.
1874	60	1908	62	1995	15	2039	74	2081	105	2121	84	2167	86	2219	13	2250	18	2281	18
1875	60	1909	62	1996	12	2040	74	2082	106	2122	84	2170	68	2220	12	2251	17	2282	19
1876	60	1910	107	1997	12	2041	75	2084	105	2123	84	2173	61	2221	13	2252	17	2283	19
1877	60	1912	13	1998	13	2042	74	2086	105	2124	84	2174	13	2222	13	2253	17	2284	19
1879	61	1924	105	1999	12	2043	75	2089	107	2125	84	2175	12	2223	13	2254	18	2285	19
1880	61	1925	105	2000	89	2044	75	2090	107	2126	84	2178	107	2224	13	2255	18	2286	19
1882	61	1926	2	2002	16	2045	74	2091	107	2128	85	2179	107	2225	12	2256	17	2287	19
1883	61	1927	2	2006	12	2046	12	2093	107	2129	85	2183	63	2226	13	2257	18	2288	19
1884	61	1928	70	2007	12	2047	103	2094	107	2130	85	2184	74	2227	13	2258	17	2289	19
1885	61	1929	70	2008	12	2048	103	2095	107	2132	85	2185	1	2228	13	2259	17	2295	92
1886	61	1930	70	2009	13	2049	103	2096	107	2133	85	2186	1	2229	18	2260	17	2297	93
1887	61	1931	70	2010	13	2050	103	2097	107	2134	85	2188	93	2230	18	2261	17	2298	64
1888	61	1932	98	2011	13	2051	103	2098	107	2136	85	2191	100	2231	17	2262	18	2299	64
1889	61	1934	60	2012	12	2052	103	2099	107	2138	85	2192	100	2232	18	2263	17	2300	105
1890	61	1935	60	2013	26	2053	103	2100	107	2139	85	2193	6	2233	17	2264	17	2301	105
1891	61	1936	60	2019	3	2054	103	2101	107	2140	85	2195	49	2234	18	2265	18	2302	66
1892	61	1937	63	2022	73	2055	103	2102	107	2141	85	2196	49	2235	17	2266	18	2303	66
1893	62	1962	13	2023	73	2056	103	2103	84	2142	86	2200	85	2236	17	2267	18	2308	106
1894	62	1963	70	2024	74	2058	107	2104	84	2143	85	2201	84	2237	17	2268	18	2309	106
1895	62	1964	70	2025	74	2059	12	2105	84	2145	86	2204	3	2238	17	2269	18	2310	92
1897	62	1965	70	2026	74	2060	101	2106	84	2146	86	2205	3	2239	17	2270	18	2311	92
1898	62	1966	14	2027	74	2061	64	2107	84	2147	86	2206	12	2240	17	2271	18	2313	92
1899	62	1967	15	2028	74	2069	104	2108	84	2148	86	2207	85	2241	17	2272	18	2314	90
1900	62	1969	14	2029	74	2070	104	2109	84	2151	86	2210	13	2242	17	2273	18	2315	92
1901	62	1970	14	2030	74	2071	104	2110	84	2155	84	2211	13	2243	17	2274	18	2319	94
1902	62	1971	14	2031	74	2073	107	2111	84	2157	85	2213	13	2244	17	2275	18	2321	101
1903	63	1972	14	2032	74	2074	105	2112	84	2158	85	2214	13	2245	17	2276	18	2322	86
1904	63	1973	60	2033	74	2075	106	2113	84	2159	85	2215	13	2246	17	2277	18	2323	12
1905	60	1976	102	2035	75	2076	106	2115	84	2161	85	2216	13	2247	17	2278	18	2324	68
1906	60	1977	86	2037	75	2077	105	2116	86	2163	86	2217	12	2248	17	2279	18	2325	68
1907	60	1994	12	2038	75	2078	105	2117	85	2164	86	2218	12	2249	17	2280	18	2326	68

RESTRICTED

RESTRICTED

AIRCRAFT STANDARD GROUND SERVICING TROLLEYS AND AIR COMPRESSORS (OTHER THAN ELECTRICAL)

INDEX TO REFERENCE NUMBERS

SECTION 4F—cont.

Ref. No.	Page No.	Ref. No.	Page No.	Ref. No.	Page No.	Ref. No.	Page No.	Ref. No.	Page No.	Ref. No.	Page No.	Ref. No.	Page No.	Ref. No.	Page No.	Ref. No.	Page No.	Ref. No.	Page No.
2327	68	2390	12	2427	27	2467	67	2499	36	2547	99	2584	28	2665	103	2806	30	2839	29
2328	68	2391	13	2428	27	2468	67	2501	37	2548	99	2586	101	2666	103	2807	31	2840	29
2329	68	2392	68	2429	28	2469	67	2502	37	2549	99	2587	102	2669	15	2808	31	2841	29
2330	68	2393	68	2430	28	2470	67	2503	37	2550	99	2588	101	2748	63	2809	32	2842	29
2331	68	2395	105	2431	28	2471	67	2505	37	2551	99	2591	7	2752	6	2810	31	2843	30
2332	68	2396	20	2432	28	2472	67	2515	8	2552	99	2598	7	2753	6	2811	31	2845	30
2333	68	2399	7	2433	28	2473	67	2519	6	2553	99	2599	104	2754	6	2812	31	2846	30
2334	38	2402	67	2434	28	2474	36	2521	6	2554	99	2600	104	2755	6	2813	31	2847	30
2336	68	2403	67	2435	28	2476	37	2523	107	2555	99	2601	104	2756	6	2814	31	2848	30
2337	69	2404	67	2436	28	2477	36	2524	106	2556	99	2602	104	2757	6	2815	31	2849	30
2338	68	2405	67	2437	28	2478	37	2525	106	2557	100	2603	103	2758	6	2816	7	2850	30
2339	69	2406	68	2438	28	2479	37	2526	107	2558	100	2604	104	2759	8	2818	28	2851	30
2340	68	2407	68	2439	27	2480	36	2527	106	2559	100	2605	104	2760	8	2819	31	2852	30
2342	5	2408	68	2440	28	2481	37	2529	106	2560	100	2607	1	2761	8	2820	31	2853	30
2343	5	2409	32	2441	27	2482	37	2530	106	2561	100	2608	1	2762	8	2821	31	2854	30
2344	68	2410	71	2442	28	2483	37	2531	106	2562	100	2609	1	2763	8	2822	32	2855	30
2345	73	2411	71	2443	28	2484	37	2532	106	2563	100	2610	1	2764	8	2823	31	2856	30
2346	86	2412	71	2444	28	2485	37	2533	107	2564	98	2611	1	2765	8	2824	31	2857	30
2347	12	2413	69	2445	27	2486	37	2534	106	2565	98	2612	1	2766	7	2825	32	2858	33
2348	12	2414	60	2446	27	2487	37	2535	106	2566	98	2613	1	2767	8	2826	32	2859	33
2349	75	2415	27	2447	27	2488	37	2536	106	2567	98	2616	31	2768	8	2827	29	2860	33
2351	26	2417	27	2448	27	2489	37	2537	106	2568	98	2617	34	2769	8	2828	29	2861	33
2352	26	2418	27	2449	27	2490	37	2538	106	2569	98	2618	31	2770	8	2829	29	2862	33
2367	68	2419	27	2450	27	2491	36	2539	106	2570	98	2619	31	2771	8	2830	29	2863	33
2372	27	2420	27	2456	89	2492	37	2540	6	2571	6	2622	31	2794	8	2831	29	2864	33
2373	27	2421	27	2459	100	2493	37	2541	64	2573	61	2626	106	2795	8	2832	29	2865	33
2375	73	2422	27	2460	74	2494	36	2542	89	2575	102	2627	106	2796	8	2833	29	2868	33
2376	53	2423	27	2463	67	2495	36	2543	99	2578	23	2628	99	2797	8	2834	29	2869	32
2387	14	2424	27	2464	67	2496	37	2544	99	2579	74	2629	99	2798	8	2835	29	2870	32
2388	12	2425	27	2465	67	2497	37	2545	99	2580	74	2663	69	2799	6	2836	29	2871	32
2389	13	2426	28	2466	67	2498	37	2546	99	2583	75	2664	103	2800	6	2837	30	2872	32

RESTRICTED

RESTRICTED

AIRCRAFT STANDARD GROUND SERVICING TROLLEYS AND AIR COMPRESSORS (OTHER THAN ELECTRICAL)

INDEX TO REFERENCE NUMBERS

SECTION 4F—cont.

Ref. No.	Page No.	Ref. No.	Page No.	Ref. No.	Page No.	Ref. No.	Page No.	Ref. No.	Page No.	Ref. No.	Page No.	Ref. No.	Page No.	Ref. No.	Page No.	Ref. No.	Page No.	Ref. No.	Page No.
2873	32	2905	34	2936	29	3020	24	3054	21	3225	16	3399	42	3533	63	3580	41	3629	64
2874	32	2906	35	2937	32	3021	24	3055	20	3226	16	3400	41	3534	63	3585	41	3630	64
2875	32	2907	34	2938	36	3022	24	3056	21	3227	16	3401	41	3535	63	3592	65	3631	64
2876	32	2908	34	2939	33	3023	24	3057	21	3229	73	3403	41	3536	63	3594	23	3632	64
2878	36	2909	34	2940	33	3024	22	3058	21	3233	6	3404	40	3537	60	3595	30	3633	64
2879	36	2910	34	2941	33	3025	22	3059	21	3234	6	3407	39	3538	99	3596	100	3634	64
2880	32	2911	34	2942	33	3026	22	3060	21	3235	38	3415	38	3539	99	3597	18	3635	64
2881	32	2912	34	2943	34	3028	20	3061	23	3261	38	3419	40	3540	98	3598	67	3636	64
2882	32	2913	35	2944	33	3029	20	3062	23	3296	22	3421	40	3541	98	3603	75	3637	64
2883	32	2914	35	2945	34	3030	21	3063	23	3346	34	3422	40	3542	99	3606	65	3638	66
2884	32	2915	35	2946	33	3031	21	3064	23	3348	34	3423	40	3543	98	3608	7	3639	66
2885	32	2916	35	2947	34	3032	21	3065	23	3354	41	3430	38	3544	99	3609	7	3640	66
2886	32	2917	35	2948	34	3033	20	3066	23	3359	106	3434	41	3545	99	3610	7	3641	65
2887	32	2918	35	2949	34	3034	20	3069	22	3360	100	3438	41	3546	99	3611	7	3642	65
2888	32	2919	35	2952	68	3035	21	3070	22	3362	26	3448	39	3547	98	3612	7	3643	65
2889	35	2920	34	2953	8	3036	21	3071	22	3366	39	3474	38	3548	9	3613	7	3644	65
2890	35	2921	35	2954	8	3039	21	3072	23	3367	39	3475	38	3549	9	3614	7	3645	65
2891	35	2922	34	2956	6	3040	21	3073	23	3370	38	3476	38	3550	100	3615	7	3646	65
2892	35	2923	35	2957	63	3041	21	3074	3	3371	42	3477	38	3552	34	3616	7	3647	65
2893	35	2924	35	2958	27	3042	21	3083	69	3374	44	3478	38	3560	98	3617	7	3651	65
2894	36	2925	30	2959	104	3043	20	3108	28	3377	44	3479	38	3561	22	3618	7	3652	66
2895	36	2926	30	2992	6	3044	21	3109	28	3381	44	3480	38	3562	22	3619	64	3653	65
2896	36	2927	28	2993	6	3045	21	3123	39	3382	44	3481	38	3563	63	3620	64	3654	65
2897	36	2928	28	2994	6	3046	21	3152	35	3383	40	3483	40	3564	63	3621	64	3655	66
2898	36	2929	28	2995	68	3047	21	3154	75	3384	40	3484	40	3568	41	3622	64	3656	66
2899	36	2930	29	3012	24	3048	20	3177	67	3387	38	3485	40	3569	40	3623	64	3659	65
2900	36	2931	29	3013	24	3049	20	3218	22	3388	42	3486	41	3571	41	3624	64	3660	65
2901	36	2932	29	3014	24	3050	20	3221	16	3390	38	3497	39	3572	41	3625	64	3661	65
2902	36	2933	29	3015	24	3051	20	3222	16	3391	38	3506	39	3574	40	3626	64	3662	65
2903	35	2934	29	3016	24	3052	20	3223	16	3395	38	3508	39	3575	39	3627	64	3663	65
2904	35	2935	29	3017	23	3053	20	3224	16	3398	41	3519	38	3576	41	3628	64	3664	65

RESTRICTED

RESTRICTED

AIRCRAFT STANDARD GROUND SERVICING TROLLEYS AND AIR COMPRESSORS (OTHER THAN ELECTRICAL)

INDEX TO REFERENCE NUMBERS

SECTION 4F—cont.

Ref. No.	Page No.	Ref. No.	Page No.	Ref. No.	Page No.	Ref. No.	Page No.	Ref. No.	Page No.	Ref. No.	Page No.	Ref. No.	Page No.	Ref. No.	Page No.	Ref. No.	Page No.	Ref. No.	Page No.
3665	65	3699	3	3730	5	3774	69	3846	12	4052	81	4247	31	4384	8	4483	24	4561	22
3666	65	3700	4	3731	3	3775	70	3847	31	4053	40	4252	33	4385	98	4484	75	4563	53
3667	65	3701	4	3732	4	3776	69	3849	74	4060	12	4256	6	4386	67	4488	21	4566	35
3668	65	3702	4	3733	3	3777	69	3850	74	4066	59	4259	76	4399	70	4492	105	4567	87
3669	65	3703	4	3734	3	3778	69	3851	74	4068	38	4260	76	4400	69	4493	105	4568	86
3670	65	3704	4	3735	5	3779	70	3922	64	4069	39	4261	76	4401	60	4494	24	4570	21
3671	65	3705	4	3736	4	3780	70	3926	1	4070	42	4262	31	4413	33	4495	24	4571	20
3673	65	3706	3	3737	4	3781	4	3929	74	4071	38	4266	62	4415	21	4496	24	4572	21
3674	65	3707	4	3738	4	3782	89	3955	23	4072	38	4267	62	4417	75	4497	91	4573	55
3675	65	3708	3	3739	4	3788	74	3956	23	4073	38	4268	61	4424	66	4498	90	4575	54
3676	66	3709	4	3740	5	3791	82	3957	23	4074	38	4272	82	4425	66	4499	24	4580	20
3677	66	3710	3	3741	4	3792	82	3958	27	4075	40	4273	83	4426	54	4503	83	4586	14
3678	66	3711	5	3742	5	3793	82	3959	27	4076	40	4274	83	4429	23	4504	101	4588	60
3679	66	3712	4	3743	4	3800	86	3960	63	4077	2	4275	83	4432	105	4505	18	4589	49
3680	66	3713	4	3746	33	3811	15	3961	97	4079	75	4276	83	4443	74	4507	54	4590	54
3681	66	3714	4	3747	33	3812	16	3962	43	4195	75	4277	83	4446	20	4508	51	4594	21
3682	66	3715	4	3749	34	3813	15	3965	41	4206	83	4278	83	4448	105	4509	51	4595	43
3685	4	3716	3	3750	98	3814	16	3973	36	4214	69	4282	104	4449	24	4510	51	4598	56
3686	4	3717	3	3754	86	3815	15	3979	105	4217	42	4320	69	4460	39	4512	23	4606	12
3687	5	3718	4	3755	22	3818	73	3980	105	4222	39	4332	20	4461	39	4513	75	4607	23
3688	3	3719	3	3756	98	3821	32	3985	23	4223	40	4333	23	4462	39	4538	87	4608	40
3689	4	3720	3	3759	67	3823	105	3986	62	4224	40	4336	6	4463	39	4544	24	4610	1
3690	5	3721	4	3765	20	3826	101	3988	82	4225	39	4339	36	4464	85	4547	25	4611	100
3691	5	3722	5	3766	33	3827	14	3989	106	4226	40	4340	67	4465	105	4548	23	4612	43
3692	5	3723	4	3767	69	3834	78	3990	59	4227	41	4341	30	4466	105	4551	86	4613	43
3693	5	3724	5	3768	69	3835	78	3996	106	4228	61	4343	67	4467	105	4552	84	4614	43
3694	5	3725	3	3769	69	3836	79	3997	34	4229	31	4364	80	4468	105	4553	13	4615	43
3695	5	3726	4	3770	69	3837	79	3998	49	4233	31	4371	6	4469	105	4555	98	4616	43
3696	3	3727	4	3771	69	3838	77	4006	38	4234	38	4372	61	4475	99	4557	61	4617	43
3697	4	3728	4	3772	69	3839	79	4007	39	4245	30	4382	21	4480	20	4559	73	4618	44
3698	4	3729	5	3773	69	3844	66	4051	77	4246	31	4383	66	4481	20	4560	22	4619	44

RESTRICTED

RESTRICTED

AIRCRAFT STANDARD GROUND SERVICING TROLLEYS AND AIR COMPRESSORS (OTHER THAN ELECTRICAL)

INDEX TO REFERENCE NUMBERS

SECTION 4F—cont.

Ref. No.	Page No.	Ref. No.	Page No.	Ref. No.	Page No.	Ref. No.	Page No.	Ref. No.	Page No.	Ref. No.	Page No.	Ref. No.	Page No.	Ref. No.	Page No.	Ref. No.	Page No.	Ref. No.	Page No.
4620	44	4651	48	4682	50	4714	53	4748	56	4797	80	4923	26	5227	11				
4621	44	4652	48	4683	50	4715	53	4749	56	4798	80	4924	26	5228	11				
4622	44	4653	48	4684	50	4716	53	4750	56	4799	80	4925	105	5229	11				
4623	44	4654	48	4685	50	4717	53	4751	56	4801	25	4926	106	5230	11				
4624	44	4655	48	4686	50	4718	53	4752	56	4802	25	4929	7	5231	11				
4625	44	4656	48	4687	51	4719	53	4753	57	4804	73	4936	105	5232	11				
4626	44	4657	48	4688	51	4720	52	4754	57	4806	74	4944	62	5233	11				
4627	44	4658	48	4689	51	4721	51	4755	57	4807	75	5032	18	5234	11				
4628	45	4659	48	4690	51	4722	52	4756	57	4818	32	5142	31	5235	9				
4629	46	4660	39	4691	51	4723	53	4766	101	4881	57	5143	31	5236	9				
4630	46	4661	49	4692	51	4724	53	4768	75	4883	52	5144	31	5237	9				
4631	46	4662	50	4693	51	4725	53	4769	44	4886	75	5145	31	5238	10				
4632	46	4663	50	4694	51	4726	53	4770	45	4887	23	5170	75	5239	10				
4633	46	4664	50	4695	51	4728	53	4771	45	4889	105	5171	75	5240	10				
4634	46	4665	50	4696	9	4729	53	4772	45	4892	59	5172	83	5241	11				
4635	46	4666	50	4697	52	4731	54	4773	48	4894	55	5173	100	5242	11				
4636	46	4667	50	4698	52	4732	54	4776	25	4895	55	5177	52	5243	11				
4637	46	4668	50	4699	52	4733	54	4777	26	4896	56	5183	39	5244	11				
4638	46	4669	50	4700	52	4734	54	4779	60	4897	41	5184	39	5245	11				
4639	47	4670	50	4701	52	4735	54	4785	80	4899	62	5185	25	5250	55				
4640	47	4671	50	4702	52	4736	54	4786	80	4910	67	5186	75	5251	55				
4641	47	4672	50	4703	52	4738	54	4787	81	4911	67	5193	102	5252	51				
4642	47	4673	50	4704	52	4739	54	4788	80	4912	52	5194	36	5253	51				
4643	47	4674	50	4705	52	4740	53	4789	80	4915	25	5202	86	5255	50				
4644	48	4675	50	4706	52	4741	54	4790	80	4916	25	5203	86						
4645	48	4676	50	4707	52	4742	53	4791	80	4917	25	5204	86						
4646	48	4677	50	4708	52	4743	55	4792	80	4918	25	5205	86						
4647	48	4678	50	4709	52	4744	55	4793	80	4919	70	5223	11						
4648	48	4679	50	4710	52	4745	55	4794	80	4920	26	5224	11						
4649	48	4680	50	4711	52	4746	55	4795	80	4921	26	5225	11						
4650	48	4681	50	4713	52	4747	55	4796	80	4922	26	5226	11						

RESTRICTED





Fig. 1. TROLLEYS, servicing pneumatic, high pressure. Ref. No. 4F/4.

RESTRICTED


RESTRICTED



RESTRICTED

Fig. 2. TROLLEYS, servicing pneumatic, low pressure. Ref. No. 4F/36.

RESTRICTED



RESTRICTED

Fig. 3. TROLLEYS, servicing hydraulic, Mark 1. Ref. No. 4F/172.

RESTRICTED





Fig. 4. TROLLEYS, servicing electrical, Mark 1A. Ref. No. 4F/1690.

RESTRICTED


RESTRICTED



RESTRICTED

Fig. 5. TROLLEYS, compressor air, type L, Mark 2. Ref. No. 4F/1893.


RESTRICTED



RESTRICTED

Fig. 6. TROLLEYS, pressure cabin testing, Mark 1C. Ref. No. 4F/1714.

RESTRICTED



RESTRICTED

Fig. 7. TROLLEYS, instrument and automatic pilot, testing, Mark 1A. Ref. No. 4F/1715.

RESTRICTED




Fig. 8. TROLLEYS, accumulator electric starting, Mark 5. Ref. No. 4F 1718.

RESTRICTED

RESTRICTED

Issued with A/L.232

**AIR PUBLICATION 1086
BOOK 15
SECOND EDITION**

**SECTION 4FE
AIRCRAFT STANDARD GROUND SERVICING
TROLLEYS, ELECTRICAL**

**Items under Section 4FE
are covered by
VOTE 7F.1(a)**

RESTRICTED

VOCABULARY OF ROYAL AIR FORCE EQUIPMENT
AIRCRAFT STANDARD GROUND SERVICING TROLLEYS, ELECTRICAL
SECTION 4FE
(7th December, 1964)

Ref. No.	Nomenclature	Detail	Drawing No. or Part No.	No. off	Class of Store	Denom. of Qty.
1	2	3	4	5	6	7
3752	CONVERTER, mobile	30KVA, 200 volts, 3 phase, 400 cycles per second	KD/6057D	1	A	each
	Comprising:—					
	A.G. 90 assembly					
	Spares:—					
—	Bearing, ball, journal, 4 in. diam. × 2 in. bore $\frac{13}{16}$ in.	Reference 2A/9501252		1	—	—
—	Bearing, roller, journal, 4 in. × 2 in. bore $\frac{13}{16}$ in.	Reference 2A/9500539		1	—	—
4129	Cap, D/E bearing, inner	KD/6042B	1	C	each
4130	Cap, D/E bearing, outer	KD/6046	1	C	"
4155	Cap, N, D/E bearing, inner	KD/6697	1	B	"
4131	Cap, N., D/E bearing, outer	KD/6690B	1	C	"
4127	Cartridge	For D/E and ND/E bearings	KD/6079B	2	B	"
4156	Connector, flexible	For lubricators	KD/6643C/S	2	C	"
			Items 4 to 9			
4150	Cover, vent (at coupling)	KD/6633C	1	B	"
4151	Cover, vent (at fan)	KD/6627C sub 3	1	B	"
4152	Fan	KD/6074C	1	B	"
4153	Key, fan, $\frac{5}{8}$ in. × $\frac{1}{4}$ in. × $1\frac{1}{4}$ in. long	KD/6604C/3	1	C	"
4132	Locknut, bearing	KD/6049A	1	C	"
4154	Locknut, fan	KD/6746/A	1	C	"
4136	Lubricator, stauffer No. 1		1	—	—

RESTRICTED

1

RESTRICTED

AIRCRAFT STANDARD GROUND SERVICING TROLLEYS, ELECTRICAL
SECTION 4FE—cont.

1	2	3	4	5	6	7
	CONVERTER, mobile—cont.					
	Comprising—cont.					
	A.G. 90 assembly—cont.					
	Spares—cont.					
4149	Rotor assembly	KD/6214C	1	A	each
	Spares:—					
4439	Diode	IR.25.HR.40J8	—	B	..
4440	Diode	IR.25.H.40J7	—	B	..
			Item 25			
4134	Screw, grub, 2BA × $\frac{1}{4}$ in.	Bearing locknut	1	C	..
—	Screw, grub, 2BA × $\frac{3}{8}$ in.	Reference 28S/14665. Fan locknut	1	—	—
	Canopy assembly:—					
	Spares:—					
—	Cable, elect., No. 3 sheathground trailer, 9 core	(4 × unipren 150 × 5 × unipren 18). Reference 5E/3986	Ref-	55 ft.	—	—
4123	Handle, door assy., c/w lock	KD/7884D/S/8	1	C	each
4121	Light, warning, red..	KD/6655D/S	2	B	..
			Item 21			
4120	Light, warning, white	Item 22	1	B	..
	Chassis:—					
	Spares:—					
4113	Arm, towing assy.	KD.6607D	1	B	..
4112	Bracket, towing assy.	S21/68 with JB.23793/92	KD.6610/D/S/ Item 19	1	B	..
4115	Cap, hub	For Wheel, Dunlop LP.545		4	—	—
4117	Coupling, hitch	S21/30 with JB.12925 and JB.7337, complete	KD/2834D/S Item 1	1	B	each
—	Cover, outer, tyre, 8 ply	Reference 16T/802		4	—	—
4502	Drum, brake	} For roof light		—	C	each
4330	Glass, white, Type 7670		KD/2969D/253	1	C	..
4118	Handbrake assy.	Lever and pawl, Type 15/4	KD/2834D/S Item 4	1	B	..
4116	Seal, oil	For front wheels	KD/2542C/S/ Item 2	4	C	..
4114	Spring, front, 5 leaf	(38/207)	KD/6608/S/ Item 26	1 pr.	B	pair

RESTRICTED

RESTRICTED

AIRCRAFT STANDARD GROUND SERVICING TROLLEYS, ELECTRICAL
SECTION 4FE—cont.

1	2	3	4	5	6	7
	CONVERTER, mobile—cont.					
	Comprising— <i>cont.</i>					
	Chassis—cont.					
	Spares— <i>cont.</i>					
4119	Spring, rear, 7 leaf	(S8/209)	KD/6609/S/Item 5	1 pr.	B	pair
—	Tube, inner	Reference 16T/877		$\frac{1}{4}$	—	—
4331	Washer, rubber, Type 7670	For roof light	KD/2969D/524	4	C	each
4062	Wheel, front, 8 in. \times 4 in.	Dunlop I.P. 626	2	B	..
4063	Wheel, rear, 8 in. \times 4 in.	Dunlop I.P. 545	2	B	..
	Contactors, panel assembly:—					
	Spares:—					
4183	Capacitor, 1 mfd. \pm 1%	ED/69001/S Item 66	2	C	..
4584	Capacitor, Dubilier, Type T.426	100 micro, 150 volts, D.C.		—	C	..
4161	Contactors, main, A.C., 28 volt, D.C. coil	4-80282V/010, 28 volt, D.C. arrow	KD/6525/S. Item 2	1	A	..
4160	Contactors, main, D.C., 28 volt, 600 amp.	Fitted with economy resistors	KD/6525/S. Item 1	2	A	..
4187	Diode	ED/69001/S. Item 70	1	B	..
4188	Diode	ED/69001/S. Item 71	1	B	..
4175	Diode, blocking	ED/69001/S. Item 72	1	B	..
4163	Fuse, H.R.C.	English Electric Co. T.T.M 550 A.	KD/8226/S. Item 50	2	C	..
—	Fuse link, $1\frac{1}{4}$ in. \times $\frac{1}{4}$ in., 10 amp.	Reference 10H/9402085		1	—	—
4162	Holder, fuse	Belling Lee Type L.1341	ED/69001/S. Item 74	1	B	each
—	Lamp, filament	Reference 5L/9959118		4	—	—
4164	Lampholder	Panel type with 18 in. leads	ED/6000/S/88. Item 8	4	B	each
—	Meter, frequency, 208 volts, 400 cycles	Reference 5Q/-		1	—	—
—	Plug, 8 pole, unitor	Reference 10H/19647		1	—	—
—	Plug, 18 pole, unitor	Reference 10H/19645		1	—	—

RESTRICTED

RESTRICTED

AIRCRAFT STANDARD GROUND SERVICING TROLLEYS, ELECTRICAL
SECTION 4FE—cont.

1	2	3	4	5	6	7
	CONVERTER, mobile—cont. Comprising—cont. Contactor, panel assembly—cont. Spares—cont.					
4184	Potentiometer, 500 ohms, 3 watt.	ED/69001/S. Item 60	1	C	each
4171	Potentiometer, 10,000 ohms, 3 watt	ED/69001/S. Item 62	1	C	..
4174	Rectifier	KD/8226/S. Item 65	1	B	..
4189	Rectifier, bridge type	ED/69001/S. Item 69	1	B	..
4172	Relay, 28V., D.C. coil	With 1 pair of heavy duty contacts normally closed.	ED/69001/S. Item 80	2	B	..
4177	Relay, Londex ML/DC. 28v., D.C. coil ..	With 3 normally open contacts, octal base ..	ED/69001/S. Item 83	1	B	..
4477	Relay, time delay	ED/69001/D/F Item 80	—	B	..
4602	Resistor, 0.5 ohms., Birch PF.7		—	C	..
5197	Resistor, 5 ohms, 120w. Birch PF.7		1	B	..
4181	Resistor, 346 ohms, 40w. + 1%	ED/69001/S. Item 4	1	C	..
4179	Resistor, 442.2 ohms, 40w. ± 1%	ED/69001/S. Item 2	1	C	..
4180	Resistor, 692 ohms, 40w. ± 1%	ED/69001/S. Item 3	2	C	..
4178	Resistor, 884.4 ohms, 40w. ± 1%	ED/69001/S. Item 1	2	C	..
4182	Resistor, 1,500 ohms, 40w.	ED/69001/S. Item 8	1	C	..
—	Socket, 8 pole, unitor	Reference 10H/19648		1	—	—
—	Socket, 18 pole, unitor	Reference 10H/19646		1	—	—
—	Socket, standard, 28 volt, N.A.T.O. type	Reference 5A/4237		1	—	—
—	Socket, standard, 112 volt, N.A.T.O. type	Reference 5A/3766		1	—	—
	Switches, push-button, shrouded:—	With legend plate	ED/69001/S:			
4168	Close, green	Item 95	1	B	each
4170	Open, red	Item 96	1	B	..
4169	Start, green	Item 94	1	B	..

RESTRICTED

RESTRICTED

AIRCRAFT STANDARD GROUND SERVICING TROLLEYS, ELECTRICAL
SECTION 4FE—*cont.*

1	2	3	4	5	6	7
	CONVERTER, mobile—<i>cont.</i>					
	Comprising— <i>cont.</i>					
	Contractor, panel assembly—<i>cont.</i>					
	Spares— <i>cont.</i>					
	Switches, push-button, shrouded— <i>cont.</i>		ED/69001/S:—			
4167	Stop, red	Item 93	1	B	each
4176	Switch, single pole, panel light, on/off	KD/6525/S.	1	B	"
4166	Thermal overload	Fitted with heater 42336	Item 92 KD/8226/S	3	A	"
4185	Transformer, 200/75v., 400 cps	Item 55 ED/69001/S.	1	B	"
4186	Transductor	Item 76 ED/69001/S.	1	B	"
—	Voltmeter, 0-250v., A.C., 3½ in. flush, round	Reference 5Q/-	Item 78	1	—	—
	D.M.22 assembly:—					
	Spares:—					
4145	Armature shaft assembly	KD/6217C	1	A	each
4143	Arm, brush	Bakelite fabric	KD/6218/CS. Item 2	4	C	"
—	Bearing, ball, journal, 4 in. diam. × 2 in. bore $\frac{13}{16}$ in.	References 2A/9501252 or 16D/369		1	—	—
—	Bearing, roller, journal, 4 in. diam. × 2 in. bore $\frac{13}{16}$ in.	Reference 2A/9500539		1	—	—
4137	Brush, carbon, $\frac{5}{8}$ in. × $\frac{3}{8}$ in. × $1\frac{1}{4}$ in. long	Grade CM6	KD/6217C/S/30	2	C	each
4564	Brush, carbon, 1 in. × $\frac{3}{8}$ in. × $1\frac{1}{4}$ in. long	Grade E.G.A.	KD/6217C/S/30	—	C	"
4144	Brush, carbon, $1\frac{1}{4}$ in. × $\frac{3}{4}$ in. × $1\frac{3}{4}$ in. long	Grade L.F.C3	KD/6218C/S/10	12	C	"
4135	Bush, insulating, $\frac{1}{4}$ in. o/d × $\frac{3}{8}$ in. i/d × 2 in.	For brush gear studs. Made from BAK paper, B.S.1314	A.1377	2	C	"
—	Cap, inner	Ref. No. 4129. For D/E and ND/E bearing		2	—	—
—	Cap, outer	Ref. No. 4131. For ND/E bearing		1	—	—
—	Cap, outer	Ref. No. 4130. For D/E bearing		1	—	—
4128	Cartridge	For non-drive end bearing	KD/6668,C	1	B	each
—	Cartridge	Ref. No. 4127. For drive end bearing		1	—	—

RESTRICTED

3

RESTRICTED

AIRCRAFT STANDARD GROUND SERVICING TROLLEYS, ELECTRICAL
SECTION 4FE—*cont.*

1	2	3	4	5	6	7
	CONVERTER, mobile— cont.					
	Comprising— <i>cont.</i>					
	D.M.22 assembly—cont.					
	Spares— <i>cont.</i>					
—	Circlip, external	Reference 28N/13032. For 2 $\frac{3}{8}$ in. diam. shaft ..		1	—	—
4139	Clamp, brush holder	S.C. Type P.9100/100	KD/6217C/S/32	2	C	each
4141	Clamp, brush holder	Type L.600/20A	KD/6218C/S/4	24	C	"
4147	Cover, vent	For drive end	KD/6628C	1	B	"
4146	Cover, vent	For non-drive end	KD/6627C/S1	1	B	"
4947	Holder, brush, $\frac{5}{8}$ in. \times $\frac{1}{8}$ in. K.S.E. ..	Type K1400/400	KD/6217C/S	2	C	"
4138	Holder, brush, 1 in. \times $\frac{1}{8}$ in.	Type K.1000	KD/6217C/31	2	C	"
4140	Holder, brush, 1 $\frac{1}{4}$ in. \times $\frac{3}{8}$ in., K set ..	Type 140S	KD/6218C/S/3	12	C	"
4148	Key, coupling, $\frac{3}{8}$ in. \times $\frac{3}{8}$ in. \times 1 $\frac{3}{4}$ in. long	KI/6590C/5	1	C	"
—	Locknut, bearing	Ref. No. 4132		1	—	—
—	Lubricator, staufer, No. I	Ref. No. 4136		1	—	—
—	Screw, grub, 2B.A. \times $\frac{1}{4}$ in. long ..	Ref. No. 4134. For locknut		1	—	—
4142	Support, arm, brush arm	KD/6218C/S/7	1	C	each
	Frame assembly, 3 unit (transistorised):—					
	Spares:—					
4159	Protection unit, frequency, transistor F/1	KD/6512D/S/12	1	A	"
4158	Protection unit, voltage transistor E/1	KD/6512D/S/11	1	A	"
4157	Regulator, voltage, automatic transistor B/1	KD/6512D/S/10	1	A	"
	Motor/Alternator assembly:—					
	Spares:—					
4125	Disc, flex, coupling, size 6 $\frac{1}{2}$ in.	KD/6468/B	1	C	"
4126	Pad, rubber, 2 $\frac{3}{4}$ in. \times 2 $\frac{7}{8}$ in. \times $\frac{1}{2}$ in. ..	Shore hardness 60	KD/6645/A	8	C	"
	Panel assembly, mounting:—					
	Spares:—					
4124	Buffer, rubber, $\frac{5}{16}$ in. bore	Grade one M.N. 60. Metalastik Type 17/695 ..	KD/7106D/S/10	8	C	"
1718	TROLLEY, battery, electric starting, old type, Mark 5	Less generating set and batteries		—	A	each
	Accessories:—					
—	Battery, secondary, lead acid, 6 volts, 230 amp. hrs.	Reference 5J/2129		4	—	"

RESTRICTED

RESTRICTED

AIRCRAFT STANDARD GROUND SERVICING TROLLEYS, ELECTRICAL

SECTION 4FE—cont

1	2	3	4	5	6	7
	TROLLEY, battery, electric starting, old type, Mark 5 <i>cont</i>					
	Accessories <i>cont.</i>					
	Generating set	Reference 42U/500		1	—	—
	Electrical spares:					
	Cable, electric, L.T., disheath ground 138	Reference 5E/2979		1	—	—
	Cable, electric, L.T., unipren 6	Reference 5E/3038		1	—	—
	Cable, electric, L.T., unipren 50	Reference 5E/3044		1	—	—
	Cable, electric, L.T., unipren 200	Reference 5E/3056		1	—	—
	Cable, end, eye type, channel end, soldering, O.B.A.	Reference 5K/298		2	—	—
	Lamp-holder, small, bayonet, S C.C.G. ..	Reference 5A/785		1	—	—
	Lamp, filament, 12 volts, 4 watts ..	Reference 5L/9952221		1	—	—
	Lug, terminal:—					
	No. 3	Reference 5CZ/852		5	—	—
	No. 8	Reference 5CZ/1901		2	—	—
2001	Pin, towing		GM.4761-1	1	C	each
	Plug, 3-pole, 112 volts	Reference 5A/3766		1	—	—
5583	Resistor, 80 ohms, 40W.		PF.3	—	B	each
	Socket, B.T.H., Type E.2.	Reference 5CY/2225		1	—	—
	Socket, 2 pole, 25 amp. No. 1	Reference 5A/2194		1	—	—
	Switch, tumbler, A.M., Type C	Reference 5CW/2828		1	—	—
	General spares:—					
1780	Apron, spring and knob assembly		Steddall Cat No. 758/751.	4	C	each
	Bracket, fire extinguisher	Reference 53Y/16		1	—	—
1776	Cover, accumulator	C/w fittings	GM.10198	1	B	each
	Cover, outer	Reference 16T/181		2	—	—
	Extinguisher, fire	Reference 53Y/82		1	—	—
1778	Glass, ruby, convex		GM.3873/1	1	C	each
	Hub, code, No. 0159	Reference 4G/4302		2	—	—
1777	Lid, control box		GM.3866	1	C	each
	Tube, inner	Reference 16T/296		2	—	—
	Wheel, pneumatic, 19 in. 5 in.	Less hub. Reference 4G/4297. Dunlop L.P.529		2	—	—
1779	Wheel, Dunlop, T.W.36	8 in. 2 in., c/w solid tyre		1	B	each

RESTRICTED

7

RESTRICTED

AIRCRAFT STANDARD GROUND SERVICING TROLLEYS, ELECTRICAL

SECTION 4FE—cont.

1	2	3	4	5	6	7
3142	TROLLEY, servicing, electrical	10KVA, 2,400 cycles		-	A	each
	Spares:—					
3914	Adaptor	Between rear crankcase and generator ..	AD.2691	1	B	„
—	Ammeter, moving coil, 0-100 amp., A.C. ..	Internal rectifier, 4 in. sq. nitrogen filled. Reference 5Q/25769		1	—	—
—	Ammeter, moving iron, 30-0-30 amps. ..	Reference 61FD/-		1	—	—
—	Battery lead acid, 14 $\frac{3}{4}$ in. x 9 in. x 6 $\frac{3}{4}$ in., 12 volt	Reference 16E/22059		1	—	—
3923	Cable, brake	Operating compensator to wheel	AD.5595B less item T3/42	2	C	each
5034	Cable, brake	Operating lever to compensator	AD.5995A less item T3/74	1	C	„
—	Cable, electric	PG/DH01, N.F. trailer 4 x 40 x 0.0076 in. + 16 x 7 x 0.0036 in. + 32 x 7 x 0.025 in., double concentric. Reference 5E/4524.		—	—	—
—	Cap, fuel tank	Reference 42AK/703		1	—	—
4783	Capacitor, Dubilier Litrologel, 12uf + 15% —5%		DS.17053	1	B	each
—	Cleaner, air, oil filled (AC.8223386) ..	Reference 16K/-		1	—	—
—	Control, governor speed regulating ..	Reference 16B/-		1	—	—
3915	Coupling, flexible, driving generator ..		Silent Block 60 E/half.	1	C	each
—	Cover, type, outer	Reference 16T/802		4	—	—
—	Drive, flexible, tachometer	Reference 16B/1779		1	—	—
—	Engine, Ford Zephyr, Industrial E.O.T.T.A.	Reference 42AK/700		1	—	—
—	Filter, oil	Reference 16L/3246		1	—	—
—	Fuse unit, 5 amp., Type C.	Reference 5A/3446		3	—	—
—	Holder, fuse, re-wireable	Reference 5A/3447. (For Reference 5A/3446) ..		2	—	—
—	Gauge:—					
—	Fuel	Reference 16B/7789		1	—	—
—	Oil pressure, 0-100 lbs./sq., in. A.C. ..	Reference 16B/6202		1	—	—
—	Water, temperature, A.C., 40°-110°C.	Reference 16B/6242		1	—	—
3918	Generator, 10 KVA, 0.9 PF., 115 volts, 87 amp.	Single phase, 2,400 cycles, 3,000 r.p.m. ..	G.E.C.	1	A	each
—	Governor, engine speed	Reference 16K/35045		1	—	—
—	Holder, fuse, with fuse link	Reference 5A/3704		2	—	—
—	Link, fuse	Reference 5A/4048. For Reference 5A3704 ..		2	—	—

RESTRICTED

RESTRICTED

AIRCRAFT STANDARD GROUND SERVICING TROLLEYS, ELECTRICAL
SECTION 4FE—cont.

1	2	3	4	5.	6	7
	TROLLEY, servicing, electrical —cont.	10 KVA, 2,400 cycles—cont.				
	Spares—cont.					
—	Lampholder, S.B.C., batton, oval flange ..	Reference 5A/3107		2	—	—
—	Lamp, warning, ignition, 12 volt ..	Reference 16E/22950		1	—	—
3924	Lever, brake operating		1	B	each
—	Lever, throttle control and cable assembly	Reference 16B/		1	—	—
—	Pipe, exhaust, flexible, 32 in. x 2 in. i/d	Reference 42AK/705		1	—	—
3921	Potentiometer, 50 ohms., 8 watt, voltage trimmer.	Cressall, Type S.25	1	B	each
3940	Knob, potentiometer	For Ref. No. 3921	Berco, Style N12	1	C	..
—	Radiator	Reference 42AK/709		1	—	—
—	Reflector, Lucas, RE., R.8:—					
—	Clear	Reference 16B/		2	—	—
—	Red	Reference 16B/		2	—	—
3919	Regulator, magnetic amplifier, Type GVT.17	10 KVA., 2,400 cycles, For Ref. No. 3918 ..	G.E.C.	1	—	—
—	Regulator, voltage, automatic, GVT.17 ..	10 KVA, 2,400 C.P.S. (For alternator) ..		—	—	—
—	Spares:—					
—	Capacitor:—					
—	0.05 mfd. (C.7)	Reference 10C/0117822		1	—	—
4093	0.5 mfd. ± 5%, 100 volts, A.C. (C.5)	Dubilier, Type 4075A.	1	C	each
4094	0.5 mfd. ± 5%, 150 volts, A.C. (C.6)	T.C.C., C.P.L.82	1	C	..
—	1 mfd. (C.2.)	Reference 10C/0112823		1	—	—
—	2 mfd. (C.3. 4A and 4B)	Reference 10C/0112880		3	—	—
—	4 mfd. (C.1A. and 1B)	Reference 10C/0112824		2	—	—
—	Plug, 6-way	Reference 10H/19730 (Type 801)		1	—	—
—	Plug, 12-way	Reference 10H/9402273		1	—	—
—	Potentiometer, wire wound	Reference 10W/0111790		1	—	—
4100	Reactor, protective circuit (S.R.)	G.E.C. Ltd. MAR. 467.	1	B	each
4101	Reactor, resonant circuit (L.1)	Mullard. M.8098	1	B	..
—	Rectifier metal:—		Westalite:—			
4095	(M.R.1)	T.12A, 163	1	C	..
4096	(M.R.2A and 2B)	M.T13A.1041	2	C	..
—	(M.R.3)	Reference 10D/0752426		1	—	—

RESTRICTED

RESTRICTED

AIRCRAFT STANDARD GROUND SERVICING TROLLEYS, ELECTRICAL
SECTION 4FE—cont.

1	2	3	4	5	6	7
	TROLLEY, servicing, electrical—cont.	10 KVA, 2,400 cycles—cont.				
	Spares—cont.					
	Regulator, voltage, automatic, GVT.17—cont.					
	Spares—cont.					
	Rectifier metal cont.					
—	(M.R.4)	Reference 10D/0752451		1	—	—
—	(M.R.5)	Reference 10D/0752431		1	—	—
—	(M.R.6)	Reference 10D/0752261		1	—	—
—	(M.R.7)	Reference 10D/0752410		1	—	—
	Resistor:—					
4092	3.50 ohms \pm 10%, 30 watt (R.7) ..	Wire wound		1	C	each
—	47 ohms. (R.5)	Reference 10W/0113365		1	—	—
—	56 ohms. (R.10A and 10B)	Reference 10W/0241255		2	—	—
—	100 ohms. (R.9 and 11)	Reference 10W/0113373		2	—	—
—	470 ohms. (R.2 and 6)	Reference 10W/0113389		2	—	—
—	680 ohms. (R.1 8A, 8B)	Reference 10W/0113393		3	—	—
—	47 K/ohms. (R.3. and 4)	Reference 10W/0216084		2	—	—
4097	Transductor (T.R.)	G.E.C. Ltd.—	1	B	each
4098	Transformer, reset (T.1)	MAR.464	1	B	..
4099	Transformer, supply (T.2)	MAR.465	1	B	..
4102	Tube, neon reference	MAR.466	1	B	..
4083	Rotor, c/w fan assembly, L.15966	Mullard, M.8098	1	B	..
	Spares:—		G.E.C. E 4965/C	1	A	..
	Bearing, ball, journal:—					
—	2¼ in. bore \times 5 in. o/d \times 1¼ in. wide	Reference 2A/9501565. (For drive end) ..		1	—	—
	Bearing, parallel, roller, journal:—					
—	2¼ in. bore \times 5 in. o/d. \times 1¼ in. wide	Reference 2A/9501564. (For non-drive end) ..		1	—	—
4089	Block, terminal, complete	G.E.C. E4935/ :—	1	C	each
4085	Clamp, inner	For bearings, each end	WI.85-319	2	C	..
4086	Clamp, outer	For drive end bearings	GI.718/86C	1	C	..
4087	Clamp, outer	For non-drive end bearing	HI.718/86B	1	C	..
4090	Nipple, grease	PI.718/86A	2	C	..
			KI. TEC. CAT.			
			8175.			
4084	Plug, drain	C/w washers, ⅛ in. gas thread	KL.1587N	4	C	..

RESTRICTED

RESTRICTED

AIRCRAFT STANDARD GROUND SERVICING TROLLEYS, ELECTRICAL

SECTION 4FE—cont.

1	2	3	4	5	6	7
	TROLLEY, servicing, electrical—cont.	10 KVA, 3,400 cycles—cont.				
	Spares—cont.					
	Rotor, c/w fan assembly L.15966—cont.					
	Spares—cont.					
4088	Terminal box and lid	VI.81-772A and B.	1	C	each
4091	Tube and coupler	For drive and grease nipple	LI No. 9. SL.517	1	C	"
—	Silencer, exhaust	Reference 42AK/707		1	—	—
—	Spark-arrestor, exhaust pipe	Reference 42AK/708		1	—	—
—	Switches:—					
—	Ignition on/off, Type 152	Reference 10F/10338		1	—	—
—	Push button, engine starting	Reference 16E/19287		1	—	—
3917	Push button, excitation	Watford Elect. Co. Assy. 421.	1	B	each
—	Rotary	Reference 5A/4668		1	—	—
3916	Tumbler, S.P., panel lights	Bulgin. S/259/PD	1	B	each
—	Tachometer, hour meter, calibrated, 3,000 r.p.m.	Reference 16B/7790		1	—	—
—	Tank, fuel	Reference 42AK/702		1	—	—
—	Transformer, current, ammeter	Reference 5Q/25770		1	—	—
3920	Transformer, current, excitation	G.E.C. RS. 1066	1	C	each
—	Tube, inner	Reference 16T/632.		4	—	—
—	Voltmeter, 0-150 volt, A.C., moving coil .	Internal rectifier, 4 in. square, nitrogen filled. Reference 5Q/25768.		1	—	—
	TROLLEY, servicing, electrical:—	15 KVA, 200 volts, 400 cycles, 3 phase 10 KW, 28V, D.C.				
	Houchin type:—					
4258	Electrically driven		—	A	each
4257	I.C.E. driven	Fitted with Mark 2, Zephyr 290E engine		—	A	"
5147	I.C.E. driven	Fitted with Mark 3 Zephyr 217E engine		—	A	"
	Spares:—	Common to Ref. Nos. 4258, 4257 and 5147 unless otherwise stated.				
4928	Alternator and exciter assembly, complete	Less 6 KW. D.C. Generator	BHF/11/A	1	A	"
—	Bearing, ball, single row, deep groove, exciter end.	Reference 2A/9501310		1	—	—

RESTRICTED

RESTRICTED

AIRCRAFT STANDARD GROUND SERVICING TROLLEYS, ELECTRICAL

SECTION 4FE—cont.

1	2	3	4	5	6	7
	TROLLEY, servicing, electrical - cont.	15 KVA, 200V, 400 cycles, 3 phase, 10 KW, 28V, D.C.				
	Houchin type—cont.	Common to Ref. Nos. 4258, 4257 and 5147 unless otherwise stated.				
	Spares—cont.	Less 6 KW. D.C. Generator.				
	Alternator and exciter assembly, complete —cont.	Reference 2A/9500819				
5089	Bearing, retaining plate, inner	Drive end	BHF/50	1	C	each
5093	Bearing, retaining plate, inner	Exciter end	BHF/8/51	1	C	"
5088	Bearing, retaining plate, outer	Used at both Exciter end and Drive end	BHF/51	2	C	"
—	Bearing, roller	Reference 2A/9500819		1	—	"
6219	Capacitor, 2 mfd	184/88	1	C	each
6224	Capacitor, 2 mfd	184/87	1	C	"
6218	Capacitor unit	184/84	1	C	"
6223	Capacitor unit	184/85	1	C	"
5085	Coupling, rotor shaft	BHF/56	1	C	"
3009	Disc, coupling, flexible	ESC/2/55	1	C	"
5084	Disc, coupling, steel	ESC/35	1	C	"
5087	Endshield, drive end	BHF/11/1	1	B	"
5091	Endshield, exciter end	BHF/8/45	1	B	"
5090	Guard, cover coupling	BHF/11/13	1	C	"
5083	Rotor assembly, alternator	BHF/11/17	1	A	"
4903	Rotor assembly, exciter	C/w diodes and carrier ring	BHF/11/4F	1	A	"
6233	Diode, rectifier, silicon	25HB10	1	B	"
6234	Diode, rectifier, silicon	25HBR10	1	B	"
3913	Stud, disc to coupling	ESC/34	3	C	"
3912	Stud, disc to flywheel plate	ESC/33	3	C	"
5086	Stud, flywheel to flywheel disc	BHF/57	6	C	"
—	Cable, electric, metsheath, ground trailer, 3/60.	Reference 5E/4513		85 ft.	—	—
—	Cable, electric, quadra sheath, 110/0076..	Reference 5E/3918		340 ft.	—	—
—	Cable, ground sheath trailer, No. 3 ..	Reference 5E/3986		85 ft.	—	—
	Canopy assembly:—					
5111	Handle, door, chrome, Type D.L.4	184/3	4	B	each

RESTRICTED

RESTRICTED

AIRCRAFT STANDARD GROUND SERVICING TROLLEYS, ELECTRICAL

SECTION 4FE—cont.

RESTRICTED

13

RESTRICTED

1	2	3	4	5	6	7
	TROLLEY, servicing, electrical —cont.	15 KVA, 200V, 400 cycles, 3 phase, 10 KW, 28V, D.C.				
	Houchin type—cont.	Common to Ref. Nos. 4258, 4257 and 5147 unless otherwise stated.				
	Spares—cont.					
	Canopy assembly—cont.					
—	Light assy, complete, A.C. and D.C. "Power On".	Reference 16E/21926. With B.C. holder		2	—	—
3001	Gasket, rubber		ESC/139	2	C	each
1992	Glass, clear		BMAC. Model 106	1	C	"
4050	Glass, green		KD.6310/S2A	1	C	"
—	Lamp, filament, 35V, 15W	Reference 5L/9954221		2	—	—
—	Light obstruction assy	Reference 16E/21926. C/w S.B.C. holder		2	—	—
—	Glass, red, prismatic	Reference 16E/21859		2	—	—
—	Lamp, filament, 12V, 6W, S.B.C.	Reference 5L/9952251		2	—	—
—	Plug, 4-way, Cat. No. 500698	Reference 10H/9403286		1	—	—
	Chassis:—					
4782	Cable, brake, complete assy		160/29	1	B	each
—	Cover, outer, 6 ply	Reference 16T/802		4	—	—
3010	Pin, towing, rear		ESC/121	1	C	each
4781	Shackle and pin, for rear spring			1	C	pair
5106	Spring, front, 1 3/4 in. x 24 in. x 6 leaf, 1/4 in. plate		Axles Ltd.	1	B	"
4762	Spring, rear, 1 3/4 in. x 24 in. x 9 leaf, 1/4 in. plate		Axles Ltd.	1	B	"
—	Tube, inner	Reference 16T/877		4	—	—
4764	Contact, 28V, D.C. output		154/A	1	A	each
4765	Armature and contact assy		ESC/204	1	C	"
3566	Coil, for overbolts relay		ESC/80/38/92	1	C	"
3565	Coil, for reverse current relay		ESC/80/38/91	1	C	"
2974	Contact, fixed, main		ESC/197	2	C	"
2973	Contact, moving, main		ESC/205	2	C	"
—	Diode, G.J.5.	Reference 10CV/7039		1	—	—
—	Fuse, Slydlok, Type B	Reference 10H/23883		1	—	—

A/L.256

AIRCRAFT STANDARD GROUND SERVICING TROLLEYS, ELECTRICAL

SECTION 4FE—cont.

1	2	3	4	5	6	7
	TROLLEY, servicing, electrical—cont.	15 KVA, 200V, 400 cycles, 3 phase, 10 KW, 28V, D.C.				
	Houchin type—cont.	Common to Ref. Nos. 4258, 4257 and 5147 unless otherwise stated				
	Spares—cont.					
	Contactor, 28V, D.C. output—cont.					
3167	Relay, overload, Type C.3300		3	A	each
3567	Resistor, Type J12, 10 ohms		1	C	"
2805	Resistor, Type J12, 78 ohms		2	C	"
3784	Spring	Set of three	ESC.210.211.212	1 set	C	set
—	Switch, micro, Type V3	Reference 5CW/4615		5	—	—
—	Engine, Zephyr, Mark 2, 209E	Reference 42AK/1000		1	—	—
5108	Handle, starting	184/60	1	C	each
	Spares:—	See A.P.2173B, Vol. 3, Pt. I, } For Ref. No. 4257 only				
	Engine, Zephyr, Mark 3, 217E	Bk. 1.				
—	Engine, Zephyr, Mark 3, 217E	Reference 42AK/- For Ref. No. 5147 only		1	—	—
6405	Bracket, engine mounting, L.H...		1	C	each
6406	Bracket, engine mounting, R.H.		1	C	"
	Exhaust assembly:—	For Ref. Nos. 4257 and 5147 only				
5110	Exhaust, flexible	184/36	1	C	"
5109	Silencer, exhaust	184/27	1	B	"
4569	Spark arrestor	184/29	1	C	"
6221	Fuse-holder	RS60P	1	C	"
6222	Fuse-holder	RS15P	1	C	"
6220	Fuse-link, 20 amps	N.I.T.20	1	C	"
5094	Generator, D.C., 6kW complete	BHF/11/18	1	A	"
5095	Armature assy, complete	BHF/11/16	1	A	"
—	Bearing, ball, double row, self-aligning ..	Reference 2A/9501356		1	—	—
5103	Bearing, retaining plate, inner commutator end.	BHF/11/8	1	C	each
5104	Bearing, retaining plate, outer commutator end.	BHF/1/74	1	C	"
2964	Brush, copper, graphite, 1 in. x $\frac{3}{4}$ in. set	Grade IM. 4A	8	C	"
5100	Bush, insulating, brush spindle	BHF/8/32	4	C	"

RESTRICTED

RESTRICTED

AIRCRAFT STANDARD GROUND SERVICING TROLLEYS, ELECTRICAL

SECTION 4FE—cont.

1	2	3	4	5	6	7
	TROLLEY, servicing, electrical—cont.	15 KVA, 200V, 400 cycles, 3 phase, 10 KW, 28V, D.C.				
	Houchin type—cont.	Common to Ref. Nos. 4256, 4257 and 5147 unless otherwise stated.				
	Spares—cont.					
	Generator, D.C., 6kW complete —cont.					
5097	Coupling, generator to exciter	BHF/8/71	1	C	each
5105	Cover, commutator	BHF/8/47	1	C	"
5096	Disc, coupling, generator to exciter	BHF/8/73	1	C	"
5102	Endshield, commutator end	BHF/8/70	1	B	"
5098	Guard, cover coupling, generator/exciter	BHF/8/72	1	C	"
5101	Holder, brush, complete	MA/53	8	C	"
5099	Washer, insulating, brush spindle	BHF/8/33	8	C	"
	Instrument panel assembly:—					
—	Ammeter, 30–0–30 amps	Reference 16E/5114		1	—	—
—	Ammeter, moving iron, 0-100 amps, 5 amps F.S.D. 400 c/s.	Reference 5Q/26003		1	—	—
—	Ammeter, moving coil, 0-400 amps, 150M volts, F.S.D.	Reference 5Q/25890		1	—	—
5114	Cable, throttle, assy	For Ref. Nos. 4257 and 5147 only	184/42B	1	C	each
—	Choke, control, with T shaped handle, 6 ft. long.	Reference 16B/8693		—	—	—

RESTRICTED

RESTRICTED

AIRCRAFT STANDARD GROUND SERVICING TROLLEYS, ELECTRICAL
SECTION 4FE—cont.

1	2	3	4	5	6	7
	TROLLEY, servicing, electrical—cont	15 KVA., 200V., 400 cycles, 3 phase, 10 KW., 28V., D.C.				
	Houchin type—cont.					
	I.C.E. driven—cont.	Fitted with Mark 3 Zephyr 217E engine				
	Spares—cont.	Common to Ref. Nos. 4258, 4257 and 5147 unless otherwise stated				
5033	Instrument panel assembly—cont. Circuit-breaker, triple pole, 60 amp.	E.C.C NEF.4310-60R	1	B	each
—	Coil, operating, 28v., D.C.	Reference 5P/3667		1	—	—
—	Contact, U.C.3., 28v. D.C., Coil Type U3	Reference 5P/3666		1	—	—
3982	Cut-out, auto No. 7. c/w cover (ZA.2413)	CAV. Type ZB.2412		1	B	each
—	Diode, G.J.5 (MR13)	Reference 10CV/7039		1	—	—
—	Diode, SX. 631 (MR.12)	Reference 10CV/7021		1	—	—
—	Drive, flexible, tachometer, 6 ft. 6 in. long	Reference 16B/8696. For Ref. Nos. 4257 and 5147 only.		1	—	—
—	Fuse unit, Type C., 5 amps.	Reference 16H/23884		12	—	—
—	Gauge, fuel, 2 in.	Reference 16B/8694		1	—	—
—	Gauge, oil pressure	Reference 16B/8692		1	—	—
—	Gauge, water temperature, with 2 ft. capillary	Reference 16B/7831		1	—	—
—	Holder, lamp, power on, green	Reference 10AE/780		2	—	—
5071	Light assy., with S.B.C. holder, panel light	BMAC. No. 308	1	B	each
5115	Mounting, anti-vibration	Mctalastik PL. 90	4	C	..
4471	Potentiometer, 7.5 ohms.	Colverm CLR. 6010/22	1	C	..
4414	Relay, instrument overload, 2.5 amp.	Techna 35025-SI	3	B	..
3587	Resistance, trimmer, w/w. 27 ohms, J.12		1	C	..
4479	Resistor, R.Y. 27 ohms	Curtis J12	1	C	..
5196	Resistor, grid unmounted, 3 phase star connected	195/K. Item 35	1	B	..
—	Shunt, 400 amps., 75 millivolts	Reference 5Q/25891		1	—	—
—	Socket, 4 pin	Reference 10H/9408634		1	—	—
—	Socket, 4-way	Reference 10H/18923		2	—	—
—	Socket, 6-way	Reference 10H/18921		2	—	—

RESTRICTED

RESTRICTED

AIRCRAFT STANDARD GROUND SERVICING TROLLEYS, ELECTRICAL

SECTION 4FE—cont.

1	2	3	4	5	6	7
	TROLLEY, servicing, electrical—cont.	15 KVA., 200V., 400 cycles, 3 phase, 10KW., 28V., D.C.				
	Houchin type—cont.	Fitted with Mark 3 Zephyr 217E engine				
	I.C.E. driven—cont.					
	Spares—cont.	Common to Ref. Nos. 4258, 4257 and 5147 unless otherwise stated				
	Instrument panel assembly—cont					
—	Socket, free	Reference 10H/0560120		2	—	—
—	Switch, micro, V.3.	Reference 5CW/4615		3	—	—
—	Switch, push button, Model S.55	Reference 16E/19590. For Ref. Nos. 4257 and 5147 only.		1	—	—
2978	Switch, push button, contactor, ' On '	Type PB3	2	C	each
2979	Switch, push button, contactor, ' Off '	Type PB3	2	C	"
—	Switch, rotary, ammeter selector	Reference 5A/4720		1	—	—
—	Switch, toggle, SP., 10 amp.	Reference 16E/22115		3	—	—
—	Tachometer, 5 in., 0-3600 R. RM with hour counter 0-999	Reference 16B/8695. For Ref. Nos. 4257 and 5147 only.		1	—	—
5113	Throttle, control, assembly, quadrant	184/42A	1	C	each
4556	Transformer, A/C, voltage trimmer, T.20, 3 phase	1482/82	1	B	"
—	Transformer, current, 100/5 class C	Reference 5Q/26004		3	—	—
—	Transformer, 3 phase, for 3 phase aux. output	Reference 5P/3528		1	—	—
—	Transformer, 3 phase, for single aux. output	Reference 5P/3529		1	—	—
—	Voltmeter, moving coil, 0-40v. Red line at 28.5v.	Reference 5Q/25889		1	—	—
—	Voltmeter, moving iron, 0-25v., Red line at 200, 400 c/s.	Reference 5Q/25892		1	—	—
5140	Motor, 45 h.p., slip ring induction, 3 phase 50 c.p.s.	For Ref. No. 4258 only.	5F/A	1	A	each
—	Bearing, ball, slip ring end	Reference 2A/9501312		1	—	—
—	Bearing, roller, D.E.	Reference 2A/9500819		1	—	—
5127	Coupling	For Ref. No. 4258 only.	1	B	each
5126	Cover, slip ring	SF/55	1	B	"
5141	Endshield, drive end	SF/4	1	B	"
			SF/1	1	B	"

RESTRICTED

RESTRICTED

AIRCRAFT STANDARD GROUND SERVICING TROLLEYS, ELECTRICAL

SECTION 4FE—cont.

1	2	3	4	5	6	7
	TROLLEY, servicing, electrical —cont.	15 KVA, 200V, 400 cycles, 3 phase, 10 KW, 28V, D.C.				
	Houchin type—cont.	Fitted with Mark 3 Zephyr 217E engine.				
	I.C.E. driven—cont.	Common to Ref. Nos. 4258, 4257 and 5147 unless otherwise stated.				
	Spares cont.	For Ref. No. 4258 only.				
	Motor, 45 h.p., slip ring induction, 3 phase 50 c.p.s.—cont.					
5125	Endshield, slip ring end	For Ref. No. 4258 only	SF/2	1	B	each
5130	Plate, bearing, retaining inner D.E.	For Ref. No. 4258 only	SF/12	1	C	"
5131	Plate, bearing, retaining inner slip ring end		SF/10	1	B	"
5129	Plate, bearing, retaining outer D.E.		SF/11	1	C	"
5132	Plate, bearing, retaining outer slip ring end	For Ref. No. 4258 only.	SF/9	1	B	"
5133	Rotor assy, c/w windings and fan	But minus slip ring assy	SF/18	1	A	"
5128	Stud, coupling to disc		SF/8	3	C	"
	Panel, starter:—					
4486	Circuit-breaker, 60 amp, 3 pole		150A. Item 48	1	A	"
—	Coil, operating, 440V, A.C. Type U3	Reference 5P/3669		1	—	—
—	Contact, main, fixed	Reference 5P/3670		6	—	—
—	Contact, main, moving	Reference 5P/3671		3	—	—
—	Contact, U.C.3, 440V, A.C. coil, T.P. IN/D aux. contact.	Reference 5P/3668		1	—	—
—	Fuse unit, Type C, 5 amp	Reference 10H/23884		2	—	—
		For Ref. No. 4258 only.				
4302	Hour counter, synchronous, No. DS.109		Smiths'	1	B	each
—	Mounting, anti-vibration	Ref. No. 5115	Metalastik PL.90	4	—	—
6238	Relay, overload			1	B	each
—	Switch, push button, contactor "on", Type P.B3 Green.	Ref. No. 2978		1	—	—
—	Switch, push button, contactor "off", Type P.B3, Red	Ref. No. 2979		1	—	—
—	Pipe, petrol, flexible	Reference 61FD/Ford 189288A. For Ref. Nos. 4257 and 5147 only.		1	—	—

RESTRICTED

RESTRICTED

AIRCRAFT STANDARD GROUND SERVICING TROLLEYS, ELECTRICAL

SECTION 4FE—cont.

1	2	3	4	5	6	7
	TROLLEY, servicing, electrical—cont.	15 KVA, 200V, 400 cycles, 3 phase, 10 KW, 28V, D.C.				
	Houchin type—cont.					
	I.C.E. driven—cont.	Fitted with Mark 3 Zephyr 217E engine.				
	Spares—cont.	Common to Ref. Nos., 4258, 4257 and 5147 unless otherwise stated.				
—	Plug, 6 pin	Reference 5A/4807. For Ref. No. 4258 only ..		1	—	—
4281	Protection unit, Houchin, Type 249A	249A	1	A	each
	Spares:—					
—	Capacitor, 0.5 mfd, 750 volts, D.C. ..	Reference 10C/9488177		1	—	—
5218	Capacitor, 2000 mfd, 12 volts. D.C.	Tee CELOC	1	C	each
6226	Diode, 10Z15		1	B	—
—	Diode, I.S.121	Reference 10CV/7040		12	—	—
—	Diode, GZ68A	Reference 10CV/-		3	—	—
—	Diode, SX.631	Reference 10CV/7021		6	—	—
5118	Indicator	149/16	1	B	each
—	Plug, fixed, Type CZ.48995	Reference 10H/0560080		1	—	—
5217	Potentiometer, 100 ohms, 4.5W	Colvern CLR.4006	2	C	each
5219	Relay	Plessey	1	B	—
			C.P.126636/14			
5220	Relay	Plessey	1	B	—
			C.P.123267/12			
5214	Relay, Type B02, 115 ohms. Coil + 11 ohm.		1	B	—
6228	Resistor, 20 ohms, 10 amp, slate fixed ..	C/w topping clip		1	B	—
5215	Resistor, 26 ohms, mica strip	Cressal	1	C	—
—	Resistor, 30 ohms, 4.5 watt	Reference 10W/0113450		1	—	—
—	Resistor, 68 ohms, 4.5 watt	Reference 10W/0113459		2	—	—
—	Resistor, 100 ohms, 4.5 watt	Reference 10W/0113463		2	—	—
—	Resistor, 150 ohms, 4.5 watt	Reference 10W/0113467		1	—	—
5117	Transformer, frequency relay	149/16	1	B	each
5216	Transformer, 3 phase (voltage protection)	249/2	1	B	—
6227	Transistor, Z.T.1479	For Ref. Nos. 4257 and 5147 only		1	—	—

RESTRICTED

RESTRICTED

AIRCRAFT STANDARD GROUND SERVICING TROLLEYS, ELECTRICAL

SECTION 4FE—cont.

1	2	3	4	5	6	7
	TROLLEY, servicing, electrical—cont.	15 KVA, 200V, 400 cycles, 3 phase, 10 KW, 28V, D.C.				
	Houchin type—cont.	Fitted with Mark 3 Zephyr 217E engine.				
	I.C.E. driven—cont.	Common to Ref. Nos. 4258, 4257 and 5147 unless otherwise stated.				
	Spares—cont.					
—	Radiator, block, 21 in. h × 20½ in. w × 100 mm wide.	C/w Harrison, Type 19 in. diam. For Ref. Nos. 4257 and 5147 only.		1	—	—
—	Cap, filler, radiator	Reference 61FD/Ford E62A8100. For Ref. Nos. 4257 and 5147 only.		1	—	—
—	Filler assy, radiator	Reference 61FD/Ford E23MB9. For Ref. Nos. 4257 and 5147 only.		1	—	—
—	Hose, radiator, filler	Reference 61FD/Ford E1ADKN/8333. For Ref. Nos. 4257 and 5147 only.		1	—	—
—	Hose, radiator, lower	Reference 61FD/Ford 500E-8286. For Ref. Nos. 4257 and 5147 only.		1	—	—
—	Hose, radiator, upper	Reference 6FD/Ford EIADKN/8260. For Ref. Nos. 4257 and 5147 only.		1	—	—
4581	Regulator, automatic, voltage, A.C.		165/A	1	A	each
—	Capacitor, 2 mfd, 100V, D.C.	Reference 10C/9472583		2	—	—
—	Capacitor, 16 mfd, 100V, D.C.	Reference 10C/23983		1	—	—
—	Capacitor, 50 mfd, 25V, D.C.	Reference 10C/9323249		1	—	—
—	Diode SX. 68	Reference 10CV/7071		13	—	—
—	Diode SX. 631	Reference 10CV/7021		12	—	—
—	Diode SX. 641	Reference 10CV/4073		6	—	—
—	Diode SX. 642	Reference 10CV/4074		6	—	—
—	Plug, Type CZ.49112	Reference 10H/0560150		1	—	—
—	Resistor, 10 ohms	Reference 10W/0113439		1	—	—
—	Resistor, 300 ohms, 4.5 W	Reference 10W/0113474		1	—	—
—	Resistor, 1,000 ohms	Reference 10W/0113487		2	—	—
—	Resistor, 4,700 ohms	Reference 10W/0113503		2	—	—
5122	Transformer		165/14	1	B	each
5123	Transformer		165/15	6	B	"
—	Transistor, 57 ⁹	Reference 10CV/7081		1	—	—

RESTRICTED

RESTRICTED

AIRCRAFT STANDARD GROUND SERVICING TROLLEYS, ELECTRICAL

SECTION 4FE—cont.

1	2	3	4	5	6	7
	TROLLEY, servicing, electrical—cont.	15 KVA, 200V, 400 cycles, 3 phase, 10 KW, 28V, D.D.				
	Houchin type—cont.					
	I.C.E. driven—cont.	Fitted with Mark 3 Zephyr 217E engine.				
	Spares:—	Common to Ref. Nos. 4258, 4257 and 5147 unless otherwise stated.				
	Regulator, automatic, voltage, A.C.—cont.					
	Accessories:—					
5222	Case, packing	Special case for Ref. No. 4581 because of damage caused in transit.		1	C	each
5119	Regulator, automatic voltage, D.C.	188/A	1	A	"
4526	Capacitor, 100 mfd, 12V, D.C.	150/21A. Item 27	1	C	"
—	Diode, SX.68	Reference 10CV/7071		3	—	—
—	Diode, S.C.631	Reference 10CV/7021		8	—	—
—	Plug, Type C.248995	Reference 1011/0560080		1	—	—
—	Resistor, 36 ohms	Reference 10W/0113452		1	—	—
—	Resistor, 300 ohms	Reference 10W/0113474		1	—	—
—	Resistor, 2,000 ohms	Reference 10W/0113494		1	—	—
5120	Transformer	150/29	1	B	each
5121	Transformer, toroid	150/6	2	B	"
—	Transistor, 572	Reference 10CV/7081		1	—	—
5275	Regulator, automatic, voltage, Type 290	For Ref. No. 4257 only	AVR.290A		A	each
6229	Diode, rectifier	MS.37H	1	B	"
6230	Diode, rectifier	MRL8.H.	1	B	"
6231	Transistor, 2N.1480	R.C.A.	1	B	"
5134	Slip ring assy, c/w shorting contacts and return spring.	For Ref. No. 4258 only	SF/59	1	B	"
5136	Arm, contact	} For Ref. No. 4258 only	SF/22	3	C	"
5137	Brush, carbon, grade CM5H. 1 in. \times $\frac{3}{8}$ in. \times 1 $\frac{1}{8}$ in.		Morganite Carbon Co.	6	C	"
5135	Contact, moving (slip ring shorting) ..		SF/23	3	C	"
5139	Spring, coiled, 18 SWG, free length $\frac{3}{4}$ in.		H. Terry 757/17	3	C	"
5138	Spring, coiled, 20 SWG, free length $\frac{3}{4}$ in.		H. Terry 757/17	3	C	"
2655	Socket, moulded, rubber		1	B	"

RESTRICTED

RESTRICTED

AIRCRAFT STANDARD GROUND SERVICING TROLLEYS, ELECTRICAL
SECTION 4FE—*cont.*

1	2	3	4	5	6	7
	TROLLEY, servicing, electrical, Vernon type:—	15 KVA., 200 volts, 400 cycles, 3 phase, and 10KW., 28 volts, D.C.				
3786	Electrically driven		—	A	each
3761	I.C.E. driven		—	A	..
	Spares:—					
—	Accumulator, lead acid, 12 volt	Reference 16E/4027 or 22047		1	—	—
—	Alternator, 15KVA. 200 volts, 3 phase, 400 cycles	Reference 5P/3467		1	—	—
	Spares:—					
—	Bearing, ball, journal, drive end bearing, 1½ in. bore × 3¼ in. o/d × ¾ in. wide ..	Reference 2A/9501248		1	—	—
—	Bearing, roller, journal, non-drive-end bearing, 1½ in. bore × 3¼ in. o/d. × ¾ in. wide	Reference 2A/9500533		1	—	—
—	Cap, drive end bearing, inner	Reference 5P/3468		1	—	—
—	Cap, drive end bearing, outer	Reference 5P/3469		1	—	—
—	Cap, non-drive end bearing, inner	Reference 5P/3470		1	—	—
—	Cap, non-drive end bearing, outer	Reference 5P/3471		1	—	—
—	Cover, ventilation	Reference 5P/3472		3	—	—
—	Coupling, (Croft.) 6¼ in. coupling (modified)	Reference 5P/3547		1	—	—
—	Disc, coupling, for croft 6¼ in. coupling	Reference 5P/3557		1	—	—
—	End-shield, non-drive end	Reference 5P/3474		1	—	—
—	Locknut, drive end bearing	Reference 5P/3476		1	—	—
—	Rotor assembly, c/w fan (balanced assy.)	Reference 4P/3477		1	—	—
	Ammeter:—					
—	A.C. 0-75 amp., 3½ in. flush, round ..	Reference 5Q/25857		1	—	—
—	Battery, charge/discharge, 30-0-30 ..	Reference 16E/22992		1	—	—
—	D.C. 0-400 amp., M.C. flush, round, 3½ in.	Reference 5Q/25860		1	—	—
4035	Bracket, engine support	30/03/S174	2	C	ca. h
4036	Cable, choke control, 5ft. 6 in. long		1	C	..
4500	Cap, hub	For wheels 4F/4062-4063		—	C	..
—	Circlip, external	Reference 28N/15227		1	—	..

RESTRICTED

RESTRICTED

AIRCRAFT STANDARD GROUND SERVICING TROLLEYS, ELECTRICAL
SECTION 4FE—cont.

1	2	3	4	5	6	7
	TROLLEY, servicing, electrical, Vernon type— cont.	15 KVA., 200 volts, 400 cycles, 3 phase, and 10 KW, 28 volts, D.C.				
	Spares—cont.					
	Contact, A.C., 28 volt, D.C. coil ..	Reference 5P/3478		1	—	—
	Spares:—					
—	Cap, oil filler	Reference 5P/3481		1	—	—
—	Contact, main, fixed	Reference 5P/3480		8	—	—
—	Contact, main, moving	Reference 5P/3479		4	—	—
—	Ring, rubber, sealing oil tank joint ..	Reference 5P/3482		1	—	—
—	Spring, moving contacts	Reference 5P/3483		4	—	—
—	Tank, oil	Reference 5P/3484		1	—	—
—	Washer, fibre, filler cap	Reference 5P/3485		1	—	—
4042	Contact, D.C., 30 volt coil, 300 amp.	Type SW 82-2	KD-6302D/S21	1	B	each
4103	Connector, block, 5 amp.	KD.6302D/S28	1	C	..
4037	Control panel assembly, CP.79:—		1	—	—
	Comprising:—					
—	Rectifier	Reference 5P/3459		1	—	—
—	Rectifier	Reference 5P/3496		1	—	—
4230	Regulator, voltage	33/51881	1	A	each
—	Resistance, trimmer	Reference 5UC/5082		1	—	—
4038	Transformer, current	KD/5600C	1	C	each
—	Coupling, engine to alternator shaft ..	Reference 42AK/808		1	—	—
—	Distributor	Reference 16E/20582		1	—	—
—	Casing, screened, distributor	Reference 42AK/814		1	—	—
—	Cover, distributor, casing	Reference 42AK/815		1	—	—
—	Drive, flexible, 4 ft. 6 in. long	Reference 4F1197 For Tachometer right angle		1	—	—
—	Engine, Ford, Industrial, 206E	Reference 42AK/900		1	—	—
—	Fan, 4 blade, 23 in. diam.	Reference 42AK/903		1	—	—
	Spares:—					
—	Belt, fan, 36 in. × ½ in. × 28° vee ..	Reference 16B/7479		2	—	—
—	Bush, fan pulley	Reference 42AK/905		2	—	—
—	Plate, cover, fan pulley	Reference 42AK/		1	—	—
—	Pulley, fan	Reference 42AK/904		1	—	—
—	Shaft, fan pulley	Reference 42AK/		1	—	—
—	Washer, fixing, fan pulley	Reference 42AK/		1	—	—
—	Washer, thrust fan pulley	Reference 42AK/		1	—	—

RESTRICTED

RESTRICTED

AIRCRAFT STANDARD GROUND SERVICING TROLLEYS, ELECTRICAL
SECTION 4FE—*cont.*

1	2	3	4	5	6	7
	TROLLEY, servicing, electrical, Vernon type— <i>cont.</i>	15 KVA., 200 volts, 400 cycles, 3 phase and 10KW., 28 volts, d.c.				
	Spares <i>cont.</i>					
	Fuse, H.R.C., English Electric:—					
—	A.C.	Reference 5A/4113 (Type T.I.S.50)		3	—	—
—	D.C.	Reference 5A/3983 (Type T.K.F.250)		1	—	—
	Gauge:—					
—	Oil pressure	Reference 16B/7830		1	—	—
—	Water temperature	Reference 16B/7831		1	—	—
	Gear box:—					
4081	Right-angle, tachometer drive	KD.9514D/S.25	1	—	—
—	Tachometer, drive	Reference 16B/6832		1	—	—
—	Generator, electrical, 6 KW., 28 volt D.C.	Reference 5P/3486		1	—	—
	Spares:—					
—	Armature assembly, c/w flywheel and fan	Reference 5P/3487		1	—	—
—	Bearing, ball, journal, drive end bearing:—					
—	2½ in. bore × 5½ in. o.d. × 1¼ in. wide	Reference 2A.9501311		1	—	—
—	Bearing, roller, journal commutator end:—					
—	1½ in. bore × 3¼ in. o.d. × ¾ in. wide	Reference 2A/9500533		1	—	—
—	Box, brush	Reference 5P/3488		8	—	—
—	Brush, carbon, 1¼ in. × 2 in. × ½ in. . . .	Reference 5P/3489. (Grade L.F.C/2)		8	—	—
—	Cap, commutator end bearing:—					
—	Inner	Reference 5P/3490		1	—	—
—	Outer	Reference 5P/3491		1	—	—
—	Cap, generator, drive end bearing:—					
—	Inner	Reference 5P/3492		1	—	—
—	Outer	Reference 5P/3493		1	—	—
—	Locknut, generator, drive end bearing . .	Reference 5P/3494		1	—	—
—	Holder, fuse	Reference 5CZ/6015		2	—	—
—	Holder, fuse, panel type	Reference 10H/9401811		10	—	—
—	Insulator, engine mounting	Reference 61FD/		2	—	—
4032	Key, parallel ½ in. × ⅜ in. × 2.35 in. long	One end round, one end square. For alternator shaft half coupling.		1	C	each
4049	Lamp, indication, A.C., power on	AD.6310/S2	1	A	"
—	Glass, green	Ref. No. 4050		1	—	—

RESTRICTED

RESTRICTED

AIRCRAFT STANDARD GROUND SERVICING TROLLEYS, ELECTRICAL
SECTION 4FE—cont.

1	2	3	4	5	6	7
	TROLLEY, servicing, electrical, Vernon type— cont.	15 KVA., 200 volts, 400 cycles, 3 phase and 10 KW., 28 volts d.c.				
	Spares—cont.					
4329	Lamp, indication, D.C. power on	C/w Lampholder, white, for Mcgeoch type lamp 7670. 1 7/8 in. dia.	KD/2969D/S15	1	A	each
—	Glass, white	Ref. No. 4330 } For Mcgeoch type lamp 7670 —		1	—	—
—	Washer, rubber	Ref. No. 4331 }		4	—	—
4048	Lamp, obstruction light, red	KD/6310/S1	2	A	each
4080	Glass, red	For Ref. No. 4048	KD/6310/S1A	2	C	"
3202	Light fitting, roof, c/w lampholder, 28v.	White	KD.2969D/253	1	A	"
3156	Glass, white	For Ref. No. 3202	KD.2969D/S/4	1	C	"
	Link fuse:—					
—	5 amp., 1 1/4 in. < 1/4 in. Type 21	Reference 10H/0590112		10	—	—
—	15 amp., 1 1/4 in. < 3/4 in.	Reference 10H/269		2	—	—
—	Lockwasher, 5/16 in.	Reference 61FD/		12	—	—
—	Lockwasher, 3/8 in.	Reference 61FD/		5	—	—
—	Meter, frequency, 350-450 cycles, 3 1/2 in. flush round.	Reference 5Q/25859		—	—	—
—	Pad, radiator mounting	Reference 24AK/		2	—	—
—	Pipe, exhaust	Reference 42AK/901		1	—	—
	Plug:—					
—	3-pole, 5-amp., 250 volt	Reference 5A/2852		1	—	—
—	3-pole, 15-amp., 250 volt	Reference 5A/3846		3	—	—
—	4-pole, 5-amp., 250 volt	Reference 5A/2557		1	—	—
4269	Plug, 10-way, in line	Painton 313299	1	C	each
4033	Pulley	KD.2067C	1	B	"
—	Radiator, Type 100	42AK/902		1	—	—
4034	Regulator, voltage and cut-out	EOA10505C	1	B	each
4039	Regulator, voltage, automatic, A.C.		1	A	"
	Comprising:—					
4201	Frequency protection unit, A.C., Type F1	ED.444B	1	A	"
4200	Regulator, voltage unit, automatic, A.C.	Type B.I.R.	ED.413B	1	A	"
	Relay unit, under and over voltage:—					
4202	A.C., Type E/1	ED.438B	1	A	"
4197	D.C., Type H/7	ED.456B	1	A	"

RESTRICTED

RESTRICTED

AIRCRAFT STANDARD GROUND SERVICING TROLLEYS, ELECTRICAL

SECTION 4FE—cont.

1	2	3	4	5	6	7
	TROLLEY, servicing, electrical, Vernon type— cont.	15 KVA, 200V, 400 cycles, 3 phase, 10 KW, 28V, D.C.				
	Spares—cont.					
4043	Relay, reverse current	KD.6302D/S22	1	B	each
4047	Resistance and mounting bracket assembly	KD.6045C/S7 and 8	1	C	"
—	Resistance, frequency meter	Reference 5Q/- For use with Reference 5Q/25859		1	—	—
—	Shunt	Reference 5Q/25861. For Reference 5Q/25860		1	—	—
—	Socket:—					
—	3-pole, 5-amp, 250 volt	Reference 5A/2423		1	—	—
—	4-pole, 5-amp, 250 volt	Reference 5A/2560		1	—	—
—	4-pole, 15-amp, 250 volt	Reference 5A/2359		3	—	—
4270	10-way	Painton 501462	1	C	each
—	Mark 4		1	—	—
6177	Spring, suspension, rear, L.H. and R.H.	Reference 10H/9408634. For voltmeter calibration	1	—	—
	Support, engine:—		Petbow	1	C	each
—	L.H.	Reference 61FD/	KD.2950C/S Item 3			
—	R.H.	Reference 61FD/		1	—	—
—	Suppressor, Type P., No. 3	Reference 5CY/2857		1	—	—
4044	Switch	For A.C. voltmeter, form A	KD/6281/D/8	1	B	each
4045	Switch	For A.C. ammeter, form A	KD/6281/D/9	1	B	"
4046	Switch	For panel and obstruction light	KD/6281/D/39	3	C	"
	Switch, push button, Type P.B.3:—					
4022	Black/start	KD/6281/D/19	1	B	"
—	Green/on, contactor	Ref. No. 2978		1	—	—
—	Red/off, contactor	Ref. No. 2979		1	—	—
	Switch, rotary, on/off:—					
—	1-pole, 10-amp, A.C.	Reference 5A/4139		1	—	—
—	1-pole, 20-amp, D.C.	Reference 5A/4337		3	—	—
—	3-pole, 10-amp, A.C.	Reference 5A/4280		1	—	—
—	Tachometer and hour meter combined	Reference 16B/7829		1	—	—
—	Transformer, current, 50 5,200 volt, 400 cycles.	Reference 5Q/25858. For ammeter		1	—	—

RESTRICTED

RESTRICTED

AIRCRAFT STANDARD GROUND SERVICING TROLLEYS, ELECTRICAL

SECTION 4FE—cont.

1	2	3	4	5	6	7
	TROLLEY, servicing, electrical, Vernon type— <i>cont.</i>	15 KVA, 200V, 400 cycles, 3 phase, 10 KW, 28V, D.C.				
	Spares—<i>cont.</i>					
	Voltmeter:—					
—	0-40 volt, D.C., moving coil, 3½ in., flush, round.	Reference 5Q/25862		1	—	—
—	0-250 volt, 400 cycles, 3½ in., flush, round	Reference 5Q/25856		1	—	—
3159	Washer, flexible, steel	Ref. No. 4062	KD/2969/D/5/7	4	C	each
—	Wheel, front, 4 in. × 8 in.	Ref. No. 4063		2	—	—
—	Wheel, rear, 4 in. × 8 in.	Ref. No. 4063		2	—	—
2506	TROLLEY, servicing, electrical	30 KVA, 120 volts, 300 c.p.s.		—	A	each
	Spares:—	<i>See</i> A.P.2247, Vol. 3, Parts 1 and 4.				
	TROLLEYS, servicing, electrical:—	60 KVA, 200/28 volts.				
	Auto diesel type:—					
2462	Electrically driven		—	A	"
2461	I.C.E. driven		—	A	"
	Spares:—	For Ref. Nos. 2461 and 2462.				
4763	Alarm, unit relay and underspeed	Smith's calibrated Code TRB4/34. Setting 1460 RPM up-1380 RMP down. General type R.S.G. 3A/1. Ratio 1:1.		1	A	"
4455	Brush, carbon, grade C.M.9	For 28V Generator	} E.6849/U M.23437/17 E.6793/S M.6766/5 M.6766/5 M.6766/3	—	C	"
4456	Brush, carbon	For slip ring assembly		—	C	"
5623	Brush, carbon		—	C	"
6172	Brush, carbon, grade E.G.O.		—	C	"
4476	Cable, brake, complete, 12 ft		—	C	"
4600	Cable, control instrument panel to injec- tion pump.	Arens Control Ltd. B.8016.	—	C	"
5284	Cable, throttle control	For Ref. No. 2461			A	"
6416	Coil, 440V, Type 1861-SI-R35C	For Class 9050 Square Dce Tinne switch		1	C	"
5279	Contact, finger	For Ref. No. 2462	2020/G6		C	"

RESTRICTED

26

RESTRICTED

AIRCRAFT STANDARD GROUND SERVICING TROLLEYS, ELECTRICAL

SECTION 4FE - cont.

1	2	3	4	5	6	7
	TROLLEYS, servicing, electrical—cont.	60 KVA, 200/28 volts.				
	Auto diesel type—cont.					
	Electrically and I.C.E. driven—cont.					
	Spares—cont.	For Ref. Nos. 2461 and 2462.				
5280	Contact, finger	} For Ref. No. 2462	2938/G1		C	each
5282	Contact, front		2020/G8		C	"
5281	Contact, rear		2020/G7		C	"
5283	Contact, stationary		2938/G2		C	"
5596	Coupling, auto lock		CC.1500A, Mk. 10		C	"
4597	Coupling, flexible, complete	Metalastik Pt. Nos. S47974, S58114, 21/644.			
	Comprising:—					
—	Coupling, halt, for synchronous motor		1	—	—
—	Coupling, halt, for alternator		1	—	—
5154	Disc, flexible coupling	21/644	1	C	each
6415	Coupling, layrub	36 Series, Type 100	1	B	"
4470	Drive, flexible, 18 ins. long	Engine to Tachometer	ATF.1208	—	C	"
4337	Drive, tachometer, 11 ft long	From engine to R.P.M. indicator		—	C	"
5575	Gauge, temperature	C/w 20 ft capillary tube and adaptor. For Ref. No. 2461.	52.140N FT/A002		B	"
6386	Lamp, indicator, amber, A.C. and D.C., contactors ON.	AD.4447	1	C	"
4562	Lav, rub centre plate	301756	—	A	"
4596	Rectifier, Westalite	T12/L679	—	B	"
4280	Rectifier, Westalite, Type T.12T./1/2/4/5, M.R.I.		—	B	"
5817	Reflector, red, 1½ in.		1	C	"
5818	Reflector, white, 1½ in.		1	C	"
5580	Relay, calibrated, Smiths, and under- speed alarm unit		—	A	"
5778	Relay, starting, Type G.E.C., C.O.I.		1	B	"
4549	Relay, underspeed	Auto Diesel AD.4453	—	B	"

RESTRICTED

RESTRICTED

AIRCRAFT STANDARD GROUND SERVICING TROLLEYS, ELECTRICAL

SECTION 4FE—cont.

1	2	3	4	5	6	7
	TROLLEYS, servicing, electrical—cont.	60 KVA, 200/28 volts.				
	Auto diesel type—cont.					
	Electrically and I.C.E. driven—cont.					
	Spares—cont.	For Ref. Nos. 2461 and 2462.				
6476	Spark arrestor	SA.2 $\frac{1}{2}$ N	1	B	each
4579	Switch, push button, A.C. and D.C. ..	Contactors off	AC.4440	—	C	"
5207	Tachometer, generator	RS6 3A/1	1	A	"
6379	Voltmeter, 4 in., HCKA, 400 cycles	AD.4435	1	A	"
	TROLLEYS, servicing, electrical:—	60 KVA, 200/28 volts.				
3975	Houchin type, electrically driven		—	A	"
3974	Houchin type, I.C.E. driven		—	A	"
	Spares:—	For Ref. No. 3975 only.				
—	Hour counter, synchronous, No. DS.109 ..	Ref. No. 4302		1	—	—
—	Motor, 90 h.p., 400/440V, 3 phase, 50 cycles, synchronous.	Reference 5P/3517		1	—	—
	Spares:—					
—	Bearing, double, spherical	Reference 2A/9500855		2	—	—
—	Bearing, roller, journal	Reference 2A/9500202		2	—	—
—	Brush, carbon, 1 $\frac{3}{8}$ in. \times $\frac{3}{8}$ in. \times 1 in. ..	Reference 5P/3518. (Set of 16)		1 set	—	—
—	Cover, blank, drive end	Reference 5P/3520		1	—	—
4315	Cover, mesh, for drive end	B.30/B	1	C	each
4316	Diode, rectifier, Type 45L5		3	C	"
4317	Diode, rectifier, Type 45LR5		3	C	"
5198	Diode, rectifier, Type 45LR10		—	C	"
—	Holder, brush	Reference 5P/3523		8	—	—
—	Key, for half coupling	Reference 5P/3521		1	—	—
—	Key, for slip ring bush	Reference 5P/3522		1	—	—
—	Plate, retaining bearing, inner drive end	Reference 5P/3524		1	—	—
—	Plate, retaining bearing, outer drive end	Reference 5P/3513		1	—	—
—	Rectifier assembly.. .. .	Reference 5P/3526		1	—	—
—	Slip ring assembly.. .. .	Reference 5P/3527		1	—	—

RESTRICTED

RESTRICTED

AIRCRAFT STANDARD GROUND SERVICING TROLLEYS, ELECTRICAL

SECTION 4FE—cont.

1	2	3	4	5	6	7
	TROLLEYS, servicing, electrical—cont.	60 KVA, 200/28 volts.				
	Houchin type, electrically driven—cont.					
	Houchin type, I.C.E. driven—cont.					
	Spares—cont.	For Ref. No. 3975 only—cont.				
	Motor Panel:—	Not provisioned as complete item.	156K	—	—	—
	Comprising:—					
4565	Circuit breaker		156K Item 26	1	A	each
—	Contact, 2 pole, U.C.2 2A	Reference 5P/3551		1	—	—
—	Contact, 2 pole, U.C.33S	Reference 5P/3552		1	—	—
—	Contact, 3 pole, U.C.2 AD	Reference 5P/3554		2	—	—
—	Contact, 3 pole, U.C.3 AD	Reference 5P/3548		1	—	—
—	Contact, 3 pole, U.C.2 SD	Reference 5P/3550		1	—	—
—	Contact, 3 pole, U.C.32L	Reference 5P/3553		1	—	—
—	Diode	Reference 10CV/7021		4	—	—
—	Potentiometer, 7.5 ohms	Ref. No. 4471		1	—	—
—	Resistor, RY-27 ohms	Ref. No. 4479		1	—	—
5771	Resistor unit		Walsh E 41040	1	C	each
4539	Transformer		156/20	1	B	—
5195	Transformer		156/37	1	B	"
4487	Transformer, rectifier unit		156/36	1	B	"
4511	Transductor		156/19	3	B	"
	Spares:—	For Ref. No. 3974 only.				
5157	Ammeter, battery charging		CAV5539/1468	1	A	"
6389	Capacitor, 0.1 mfd, 350V, D.C.		150/A. Item 44	1	C	"
5421	Capacitor, 500 mfd, 50V, D.C.		150/A. Item 45	—	C	"

RESTRICTED

RESTRICTED

28a

AIRCRAFT STANDARD GROUND SERVICING TROLLEYS, ELECTRICAL
SECTION 4FE—cont.

1	2	3	4	5	6	7
	TROLLEYS, servicing, electrical—cont.	60 KVA., 200/28 volts—cont.				
	Houchin type, elect. driven					
	Houchin type, I.C.E. driven—cont.					
	Spares—cont.	For Ref. No. 3974 only—cont.				
4335	Diode, 6FR20	Houchin 148/510/MR27	1	C	each
5594	Drawer, slide, 24 $\frac{1}{2}$ in.		—	C	pair
—	Engine, A.E.C., A.V.690/G4A	Reference 61AE		1	—	—
	(Spares for Engine—see M.T. Vocabulary.)					
4287	Gauge, fuel tank	Bayham 29639	1	A	each
5156	Gauge, oil pressure 0—100 lbs.	Smith PG1161/68	1	A	"
—	Gauge, water temperature	C/w 13 Pt. Cap tube. Reference 16B/7831		1	—	—
4285	Radiator, engine cooling	} Houchin COV/ rad/CRD.431 54LM4-M-M	1	A	each
5420	Regulator, voltage, Type 136C		—	A	"
4286	Tank, fuel, c/w contents gauge	148F	1	A	"
5406	Transistor	2S026	—	A	"
	Spares:—	Common to Ref. Nos. 3974 and 3975.				
—	Alternator, 60 KVA., 200 volt, 3 phase, 400 cycles.	Reference 5P/3506		1	—	—
	Spares:—					
—	Bearing, double, spherical	Reference 2A/9500855		2	—	—
—	Bearing, roller, journal	Reference 2A/9500202		2	—	—
	Bolt, hex. head:—					
—	0 BA \times 1 in. long	Reference 29A/2323		32	—	—
—	0 BA \times 1 $\frac{1}{4}$ in. long	Reference 29A/2324		8	—	—
—	2A, $\frac{3}{8}$ in. U.N.F. \times $\frac{1}{2}$ in. long	Reference 29A/9410311		12	—	—
—	2A, $\frac{1}{2}$ in. U.N.F. \times 1 $\frac{1}{8}$ in. long	Reference 29A/9418133		8	—	—
—	2A, $\frac{5}{16}$ in. U.N.C. \times 1 $\frac{1}{4}$ in. long	Reference 29A/9411536		8	—	—
—	2A, in. U.N.C. \times 1 $\frac{1}{4}$ in. long	Reference 29A/9411550		8	—	—
—	2A, in. U.N.C. \times 2 $\frac{3}{4}$ in. long	Reference 29A/9411557		4	—	—
—	2A, in. U.N.C. \times 3 in. long	Reference 29A/9411558		4	—	—
—	2A, in. U.N.C. \times 2 in. long	Reference 29A/9411597		4	—	—
4412	Bolt, special, hex. head 1 $\frac{5}{8}$ B.S.W. \times 2 $\frac{7}{8}$ in. long.	C/w nut and special locking nut 1" B.S.W.		3	C	each

RESTRICTED

RESTRICTED

AIRCRAFT STANDARD GROUND SERVICING TROLLEYS, ELECTRICAL
SECTION 4FE - *cont.*

1	2	3	4	5	6	7
	TROLLEYS, servicing, electrical—<i>cont.</i>					
	Houchin type, elect, driven					
	Houchin type, I.C.E. driven—<i>cont.</i>					
	Spares—<i>cont.</i>	Common to Ref. Nos. 3974 and 3975.				
	Alternator, 60 KVA., 200 volts, 3 phase, 400 cycles— <i>cont.</i>					
	Spares—<i>cont.</i>					
—	Coupling, half, for alternator shaft ..	Reference 5P/3507		1	—	—
4311	Diode, rectifier, negative	X25.HB.10	3	C	each
4312	Diode, rectifier positive	X25.HER.10	3	C	"
4306	Frame, endshield, for drive	32HF/26	1	B	"
4307	Frame, endshield, non drive end ..	C/w wound exciter stator assembly ..	32HF/204A	1	A	"
4309	Guard, coupling	32HF/217	1	C	"
4308	Guard, cover, mesh, for exciter end	32HF/219	1	C	"
4310	Guard, fan, mesh	32HF/218	1	C	"
—	Plate, cover, side	Reference 5P/3509		2	—	—
	Plate, retaining bearing:—					
—	Exciter end	Reference 5P/3510		1	—	—
—	Inner, drive end	Reference 5P/3511		1	—	—
—	Inner, exciter end	Reference 5P/3512		1	—	—
—	Outer, drive end	Reference 5P/3513		1	—	—
—	Ring, drive, c/w bolts attaching parts to flywheel.	Reference 5P/3514		1	—	—
—	Rotor assembly, c/w fan	(Balanced assembly) Reference 5P/3515 ..		1	—	—
4313	Screw, grub, socket head, $\frac{5}{16}$ in. U.N.C., 2A \times 1 in. long.		1	C	each
4314	Screw, grub, socket head, $\frac{1}{2}$ in. U.N.C., 2A \times $\frac{3}{8}$ in. long.		1	C	"
—	Screw, hex. head, $\frac{5}{16}$ in. U.N.C., 2A \times $\frac{3}{4}$ in. long.	Scuring fan. Reference 29B/9410698 ..		8	—	—
—	Sleeve, exciter assembly	Reference 5P/3516		1	—	—
—	Washer, plain, $\frac{1}{2}$ in. diam.	Reference 28W/9419458		8	—	—
—	Washer, plain, $\frac{3}{8}$ in. diam.	Reference 28W/9419460		4	—	—
—	Washer, spring, $\frac{5}{16}$ in. diam.	Reference 28W/9416645		8	—	—
—	Washer, spring, $\frac{3}{8}$ in. diam.	Reference 28W/9416646		28	—	—
—	Washer, spring, $\frac{3}{8}$ in. diam.	Reference 28W/9416650		4	—	—

RESTRICTED

RESTRICTED

AIRCRAFT STANDARD GROUND SERVICING TROLLEYS, ELECTRICAL

SECTION 4FE—cont.

1	2	3	4	5	6	7
	TROLLEYS, servicing, electrical—cont.					
	Houchin type, electrically driven—cont.					
	Houchin type, I.C.E. driven—cont.					
	Spares—cont.	Common to Ref. Nos. 3974 and 3975.				
	A.V.R. Unit, D.C.					
	Comprising:—					
—	Capacitor, 100 mfd, 12V, D.C.	Ref. No. 4526		1	—	—
—	Diode, zenner	Reference 10CV/7071		3	—	—
—	Diode	Reference 10CV/7021		8	—	—
4528	Resistor, 36 ohms		150/21A/Item 26	1	C	each
4527	Resistor, 300 ohm		150/21A Item 25	1	C	"
4529	Resistor, 2K ohm		150/21A Item 28	1	C	"
	Chassis:—					
4288	Flexitor unit, No. 21	Referenced for record purposes only		4	—	—
	Comprising:—					
4514	Arm, stub axle and back plate (left)		B4345	2	B	each
4515	Arm, stub axle and back plate (right)		B4345	2	B	"
4300	Brake, 7 in. x 1¼ in., Girling		GB.B.466612	4	B	"
6384	Cable assembly, engine stop			1	B	"
6383	Cable assembly, throttle control		148/145	1	B	"
4522	Cable, brake		148/3 Item 69	1	C	"
4523	Cable, brake		148/C Item 70	1	C	"
—	Cable, ground sheath trailer, No. 3	Reference 5E/3986		85 ft	—	—
—	Cable, quadrasheath 110/0076	Reference 5E/2985 (D.C. Output)		85 ft	—	—
—	Cable, welding 2200/0076	Reference 5E/3918 (D.C. Output)		85 ft	—	—
2522	Cable, 80 ft, 3 phase, with an integral moulded 5 pin, 100 amp rubber plug.			1	A	each
4289	Cap, hub		Bramber A 2347	4	C	"
—	Clip, hose, jubilee, No. 3	Reference 28E/8185		4	—	—
—	Cover, outer, 18 in. x 7 in. 8 ply rating	Reference 16T/965		4	—	—
4299	Drum, brake, 7 in. nominal		A.3774	4	B	each
4294	Flexitor, No. 21, 2,000 lb. load rating		C.2601	4	A	"
4521	Hose, water, rubber 2½ in. dia x 4 in. lg		148C. Item 61	4	C	"
4291	Hub		Bramber B.2511	4	B	"
					A/L	256

RESTRICTED

RESTRICTED

AIRCRAFT STANDARD GROUND SERVICING TROLLEYS, ELECTRICAL

SECTION 4FE—cont.

1	2	3	4	5	6	7
	TROLLEYS, servicing, electrical—cont.					
	Houchin type, electrically driven—cont.					
	Houchin type, I.C.E. driven—cont.					
	Spares—cont.	Common to Ref. Nos. 3974 and 3975.				
	Chassis—cont.					
	Flexitor unit, No. 21—cont.					
	Comprising—cont.					
4293	Nut, wheel, ½ in. B.S.F.	A.417	24	C	each
4520	Rod, brake	148/37	4	C	"
4297	Seal, oil, for hub to brake joint	W.31516250	4	C	"
4292	Stud	A.2565	24	C	"
—	Tube, inner, 18 in. x 7 in.	Reference 16T/757. C/w Valve DB/VTR274		4	—	"
4290	Washer, D. shaped	A.128	4	C	each
4301	Wheel, industrial, 4-33 in. R. 8 in.	With H.D. clamp bolts		4	B	"
—	Contact, main for D.C.	Ref. No. 4764		1	—	"
—	Spares:—					
—	Armature and Contact Assy	Ref. No. 4765		1	—	—
—	Contact, for Ref. No. 4765	Ref. No. 2973		2	—	—
—	Contact, moving, main	Ref. No. 2974		2	—	—
—	Diode	Reference 10CV/7039		1	—	—
—	Relay, overload	Ref. No. 3167		3	—	—
—	Resistor, Type J12, 10-9 ohms	Ref. No. 3567		1	—	—
—	Resistor, Type J12, 78 ohms	Ref. No. 2805		2	—	—
—	Fuseholder, Slydlok, 5 amp type	Reference 10H/23883		1	—	—
—	Spring	Ref. No. 3784		1	—	—
—	Instrument, panel:—					
—	Ammeter, moving coil, 0-400 amps D.C.	Reference 5Q/25890		1	—	—
—	Ammeter, moving iron, 0-250 amps, A.C. 400 cycles.	Reference 5Q/25893		1	—	—
6404	Cover, instrument panel, complete	184/22	1	C	each
—	Diode, type GJ5	Reference 10CV/7039		1	—	—
—	Fuse unit, re-wireable, 15 amps, back entry	Reference 10H/23932		1	—	—
—	Gauge, water temperature	C/w 13 Pt cap. tube 16B/7831 (For Ref. No. 3974 only).		1	—	—

RESTRICTED

RESTRICTED

AIRCRAFT STANDARD GROUND SERVICING TROLLEYS, ELECTRICAL

SECTION 4FE—cont.

1	2	3	4	5	6	7
	TROLLEY, servicing, electrical—cont.					
	Houchin type, electrically driven—cont.					
	Houchin type, I.C.E. driven—cont.					
	Spares—cont.	Common to Ref. Nos. 3974 and 3975.				
	Instruments, panel—cont.					
—	Holder, lamp	Reference 10AE/780		2	—	—
—	Indicator, frequency, 360-440 cycles ..	Reference 5Q/25895		1	—	—
—	Lamp, filament, 28 volt, 3.5 watt ..	Reference 5L/9951284		2	—	—
—	Lamp, filament, 28 volt, 18 watt, S.B.C.	Reference 5L/9953 277 (Panel Lighting) ..		2	—	—
4525	Mounting, anti-vibration	Houchins 82/2796	4	C	each
—	Potentiometer, 7.5 ohms	Ref. No. 4471		1	—	—

RESTRICTED

RESTRICTED

AIRCRAFT STANDARD GROUND SERVICING TROLLEYS, ELECTRICAL

SECTION 4FE—cont.

1	2	3	4	5	6	7
	TROLLEYS, servicing, electrical—cont.					
	Houchin type, elect. driven					
	Houchin type, I.C.E. driven—cont.					
	Spares—cont.	Common to Ref. Nos. 3974 and 3975.				
	Instruments, panel <i>cont.</i>					
—	Relay, instrument ov. load 2.5 amp. . .	Ref. No. 4414		3	—	—
5155	Relay, oil	Ref. No. 4479	Dewhurst Type SB	1	B	each
—	Resistor, RY 27 ohms	Ref. No. 4479		1	—	—
4524	Resistor, for voltmeter 10K ohms 6w . .	Reference 5Q/25891		1	C	each
—	Shunt	Reference 10H/9408634		1	—	—
—	Socket, brass, 4 pin, 5 amp.	Reference 10H/0560180		1	—	—
—	Socket	Ref. No. 2978		2	—	—
—	Switch, push, green on	Ref. No. 2979		2	—	—
—	Switch, push, red, off	Reference 5A/4720		1	—	—
—	Switch, rotary, ammeter selector . . .	Reference 5A/9426682		1	—	—
—	Switch, rotary, voltmeter, selector . .	Reference 16E/22115		2	—	—
—	Switch, toggle, S.P. 10 way, 10 amp. .	Ref. No. 4556		1	—	—
—	Transformer, A/C, Voltage Trimmer T20-3 Phase.	Reference 5Q/25894		1	—	—
—	Transformer, current, 250/5, Class C. . .	Reference 5Q/25889		1	—	—
—	Voltmeter, moving coil, 0-40 volt, D.C. .	Reference 5Q/25892		1	—	—
—	Voltmeter, moving iron, 0-250 volt, A.C.	(not provided as a complete item) . .	146/1	—	—	—
—	Load, Compensation Unit:— Comprising:—					
—	Diode	Reference 10CV/7021		1	—	—
4419	Diode, X6F/20		146/1 Item 9	6	B	each
4531	Reactor, saturable		172/34	3	C	—
4532	Resistor, 14 ohms.		146/1 Item 11	2	C	—
4533	Resistor, 26 ohms 20 w. (Mica Strip Type)		146/1 Item 13	1	C	—
4530	Transductor		146/20	3	B	—
4518	Pipe, exhaust, flexible		148/38	1	C	—
—	Protection unit, Houchin Type 249A . .	Ref. No. 4281		1	—	—
—	Spares:—					
—	Capacitor, 0.5 mfd. 750 volts d.c. working	Reference 10C/9488177		1	—	—
—	Capacitor, 2000 mfd. 12 volts d.c. working	Ref. No. 5218		1	—	—
—	Diode, 10Z15	Reference 10CV/		1	—	—

RESTRICTED

RESTRICTED

AIRCRAFT STANDARD GROUND SERVICING TROLLEYS, ELECTRICAL
SECTION 4FE—cont.

1	2	3	4	5	6	7
	TROLLEYS, servicing, electrical—cont.					
	Houchin type, elect. driven					
	Houchin type, I.C.E. driven—cont.					
	Spares—cont.	Common to Ref. Nos. 3974 and 3975.				
	Protection unit, Houchin Type 249A—cont.	Ref. No. 4281 ..				
	Spares cont.					
—	Diode, IS121	Reference 10CV/7040		12	—	—
—	Diode, SZ85A	Reference 10CV/		3	—	—
—	Diode, SX631	Reference 10CV/7021		6	—	—
—	Indicator	Ref. No. 5118		1	—	—
—	Plug, fixed type, CZ.48995 ..	Reference 10H/0560080		1	—	—
—	Potentiometer, 100 ohms-4.5 watt.	Ref. No. 5217		2	—	—
—	Relay, type B02 115 ohms coil \pm 11 ohms	Ref. No. 5214		1	—	—
—	Relay	Ref. No. 5219		1	—	—
—	Relay	Ref. No. 5220		1	—	—
—	Resistor, 26.0 ohms, mica strip ..	Ref. No. 5215		1	—	—
—	Resistor, 30 ohms, 4.5 watt	Reference 10W/0113450		1	—	—
—	Resistor, 68.0 ohms, 4.5 watt. ..	Reference 10W/0113459		2	—	—
—	Resistor, 100 ohms, 4.5 watt. ..	Reference 10W/0113453		2	—	—
—	Resistor, 150 ohms, 4.5 watt. ..	Reference 10W/0113467		1	—	—
—	Transformer, frequency relay	Ref. No. 5117		1	—	—
—	Transformer, 3 phase (voltage protection)	Ref. No. 5216		1	—	—
—	Transistor, ZT.1479	Reference 10CV/		1	—	—
	Rectifier Unit:—					
	Comprising:—					
—	Circuit breaker 60 amp. 3 pole ..	Ref. No. 4486		1	—	—
4538	Rectifier assv.	150/11A	1	B	each
	Comprising:—					
—	Diode, rectifier, Type 45. LR5. ..	Ref. No. 4317		6	—	—
—	Diode, rectifier, Type 45.I.5 ..	Ref. No. 4316		6	—	—
4534	Reactor, saturable	150/16	1	C	each
4545	Regulator, voltage, auto, D.C.	150/21A	1	A	..
4536	Resistor, 6 ohms 30 w.	150/A Item 46	1	C	..
4537	Resistor, 22 inches long, 294/0.012	150/A Item 47	1	C	..
	Copper wire					
4535	Transformer	150/20	1	C	..

RESTRICTED

RESTRICTED

AIRCRAFT STANDARD GROUND SERVICING TROLLEYS, ELECTRICAL

SECTION 4FE *cont.*

1	2	3	4	5	6	7
	TROLLEYS, servicing, electrical - cont.					
	Houchin type, electrically driven—cont.					
	Houchin type, I.C.E. driven -cont.					
	Spares— <i>cont.</i>	Common to Ref. Nos. 3974 and 3975.				
4318	Regulator, automatic, Houchin Type 136..	136, A	1	A	each
	Spares:—					
6179	Transistor, U.T.4		1	B	"
6240	Resistor, 22 ohms, variable, V.R 6	21479	1	C	"
4517	Silencer	148/10	1	C	"
—	Socket, moulded, rubber	Ref. No. 2655		1	—	—
—	Socket, 6 pin. Mk. 4, A.C.	Ref. No. 4428		1	—	—
4516	Spark arrester, including tail pipe	148/9	1	C	each
5201	Switch, S/P 12 way, 3 phase, c/w Harness	For F4/3975 only		1	C	"
4397	Tachometer, 2,000 r.p.m. dial reading, 999.9 hrs. drive 1-73.		1	A	"
4902	Tachometer, drive, complete, inner outer	Rev. Counter to dynamo, length 11 ft. 6 in.	148/144	1	C	"
6186	Tachometer, drive, 19.4 in. long	Smiths DF/7621/01	1	C	"
	Throttle assembly:—					
5151	Lever, operating throttle	148/91	1	C	"
5152	Nut, knurled, throttle	121/156	1	C	"
5153	Spring, throttle	121/160	1	C	"
—	Transformer, 1 phase	For 1 phase auxiliary power plant, 750 volt/amp burden. Reference 5P/3529.		1	—	—
—	Transformer, 3 phase	For 115 volt, 3 phase auxiliary power plants. Reference 5P/3528.		1	—	—
6263	Transistor, V.T.I.	G.E.C.572	1	B	each
1799	TROLLEY, servicing, electrical, Mark 3			A	"
	Accessories:—					
—	Battery, secondary, 12 volt, 63 amp hours	Reference 16E/4028		2	—	—
	Spares:—					
1674	Cable assembly	Generating Set to Control panel	Plessey CZ/28651	1	B	each
1675	Cable assembly, trailing	To be manufactured locally from components by Units.		1	B	"
					A/L. 256	

RESTRICTED

RESTRICTED

AIRCRAFT STANDARD GROUND SERVICING TROLLEYS, ELECTRICAL

SECTION 4FE—cont.

1	2	3	4	5	6	7
	TROLLEY, servicing, electrical, Mark 3—cont.					
	Spares—cont.					
	Cable assembly, trailing—cont.					
	Consisting of:—					
—	Cable, electric, L.T., dusheath ground 138	Reference 5E/2979. 9 yards		1 lgth	—	—
—	Lug, terminal, No. 8	Reference 5CZ/1901		2	—	—
—	Plug, 3 pole, 112 volts	Reference 5A/3766		1	—	—
—	Coupling, engine to generator	Reference 42AJ/39		1	—	—
—	Engine	Reference 42AJ/1. Ford type		1	—	—
—	Spares:—	See A.P.2247, Vol. 3, Parts 1 and 3, Section 42AJ				
—	Generator	Reference 42AJ/42. Campbell and Isherwood type. Alternative to References 42AJ/43 and 42AJ/44.		1	—	—
—	Generator	Reference 42AJ/43. British Electrical Repairs type. Alternative to References 42AJ/42 and 42AJ/44.		1	—	—
—	Generator	Reference 42AJ/44. G.E.C. Ltd., type. Alternative to References 42AJ/42 and 42AJ/43.		1	—	—
—	Lug, battery, connector, negative	Reference 16E/14077		2	—	—
—	Lug, battery, connector, positive	Reference 16E/14076		2	—	—
1915	Panel, control, Type A	Alternative to Ref. No. 1916		1	A	each
	Spares:—					
—	Block, terminal, Type F, 2 way	Reference 5CZ/719		1	—	—
—	Cable assembly	Ref. No. 1674. Generator to control panel		1	—	—
—	Circuit breaker, Type D.1	Reference 5CY/2853		1	—	—
—	Cut out, battery, Type J	Reference 5CY/2854		1	—	—
—	Lamp, electric, filament, 24 volt, 2.8 watt	Reference 5L/9951230		1	—	—
—	Lamp, warning, Type A, red	Reference 5CX/1069		1	—	—
—	Regulator, voltage, Type 23	Reference 5UC/2844		1	—	—
1914	Resistor unit, starting	14/175	1	B	each
—	Resistor unit, Type A, No. 1, 3 ohms	Reference 5CZ/586		2	—	—
	Suppressor, radio interference:—					
—	Type P, No. 3	Reference 5CY/2857		1	—	—
—	Type X, No. 1	Reference 5CY/2100		1	—	—

RESTRICTED

RESTRICTED

AIRCRAFT STANDARD GROUND SERVICING TROLLEYS, ELECTRICAL

SECTION 4FE—cont

1	2	3	4	5	6	7
	TROLLEY, servicing, electrical, Mark 3—cont.					
	Spares—cont.					
	Panel, control, Type A—cont.					
	Spares—cont.					
	Switch, magnetic relay, A.M. design.—					
—	Type P	Reference 5CW/1722		1	—	—
—	Type T, No. 2	Reference 5CW/4621		1	—	—
	Switch, push, manually operated, fixed					
	type, A.N. design:—					
—	Type B, No. 1	Reference 5CW/898		1	—	—
—	Type B, No. 2	Reference 5CW/2091		1	—	—
—	Switch, toggle	Reference 10F/0510310		1	—	—
—	Switch, tumbler, A.M. —					
—	Type C	Reference 5CW/2828		1	—	—
1916	Panel, control, Type B			1	A	each
	Spares:—					
—	Ammeter, moving coil, 0–500 amp, D.C.	Reference 5Q/25123		1	—	—
—	Block, terminal, Type F, 2-way	Reference 5CZ/719		1	—	—
—	Cable assembly	Ref. No. 1674. Generator to control panel ..		1	—	—
—	Contact, carbon, arcing tips	Reference 4F/3520		8	—	—
2452	Contact, fixed, single	For reverse current relay	KD/2019A	2	C	each
2451	Contact, moving, double	For overload relay	KD/2024A	1	C	"
1917	Contact, main and isolating		20/18/350	2	B	"
—	Fuse unit, 5 amp, Type C	Reference 5A/3446		2	—	—
—	Lamp, electric, filament, 24 volts, 2-8	Reference 5L/9951230		1	—	—
	watts.					
—	Lamp, warning, Type A, red	Reference 5CX/1069		1	—	—
1953	Regulator, voltage	Type 23/48819		1	A	each
1919	Relay, overload		20/18/351	1	A	"
1920	Relay, reverse currents		20/18/352	1	A	"
—	Resistor unit, starting	Ref. No. 1914		1	—	—
—	Shunt	Reference 5A/25124		1	—	—
	Suppressor, radio interference:—					
—	Type P, No. 3	Reference 5CY/2857		1	—	—

RESTRICTED

RESTRICTED

AIRCRAFT STANDARD GROUND SERVICING TROLLEYS, ELECTRICAL

SECTION 4FE—cont.

1	2	3	4	5	6	7
	TROLLEY, servicing, electrical, Mark 3 --cont.					
	Spares—cont.					
	Panel, control, Type B—cont.					
	Spares—cont.					
	Suppressor, radio interference—cont.					
	Type X, No. 1	Reference 5CY/2100		1	—	—
1975	Switch, push button, reset circuit breaker	20/18/358	1	B	each
1974	Switch, push button, starting	20/18/356	1	B	"
—	Switch, toggle	Reference 10F/0510310		1	—	—
—	Switch, tumbler, one-way, 5 amp, 230 volts.	Reference 5A/4035		1	—	—
—	Voltmeter, 0-50 volts, M.C.	3 in. projecting/round. Reference 5Q/25492 ..		1	—	—
1913	TROLLEY, servicing, electrical, Mark 4 ..	10 kW		—	A	each
	Accessories:—					
—	Battery, secondary, 12 volt, 63 amp hours..	Reference 16E/4028		2	—	—
	Spares:—					
—	Cable assembly	Generating set to control panel. Ref. No. 1674 ..		1	—	—
—	Cable assembly, trailing:—	To be manufactured locally from components.				
	Consisting of:—					
—	Cable, electric, L.T., sheathgroundtrailer, No. 1.	9 yards. Reference 5E/3127		1'gth	—	—
—	Lug, centre, No. 1	Reference 5K/2388		4	—	—
—	Lug, terminal, No. 8	Reference 5CZ/1901		2	—	—
—	Socket, 3-pole, 28 volts	Reference 5A/4237		1	—	—
—	Coupling, engine to generator	Reference 41AJ/39		1	—	—
—	Engine	Reference 42AJ/1		1	—	—
—	Spares:—	See A.P.2247, Vol. 3, Parts 1 and 4, Section 42AJ.				
6126	Generator, 10 kW, 28V, D.C.	DC.11-22	1	A	each
	Spares:—					
6129	Brush, carbon, grade 19B.C., SP.34725	L-11-66B/5/96	1	C	"
6130	Cap, inner, c/w studs	For ball bearings	{ L.11-44C L.11-45D L.11-39D	1	B	"

RESTRICTED

RESTRICTED

AIRCRAFT STANDARD GROUND SERVICING TROLLEYS, ELECTRICAL

SECTION 4FE—cont.

1	2	3	4	5	6	7
	TROLLEY, servicing, electrical, Mark 4—cont.	10kW.				
	Spares—cont.					
	Generator, 10 kW, 28V, D.C.—cont.					
	Spares—cont.					
6131	Cap, inner, c/w studs	For roller bearings	L.11-37C L.11-41D L.11-40D	1	B	each
6127	Cover, terminal, c/w gland plate	L.11-71B	1	B	"
6132	Holder, brush, complete	L.11-69C	1	B	"
6128	Mount, resilient	F.11-D30CA1390	1	B	"
6134	Seal, oil, felt disc, inner end	L.11-40D/1	1	C	"
6135	Seal, oil, felt disc, outer end	L.11-40D	1	C	"
6133	Spring, brush holder	L.11-55D	1	C	"
—	Lug, battery connector, negative	Reference 16E/14077		2	—	—
—	Lug, battery connector, positive	Reference 16E/14076		2	—	—
1952	Panel, control, Type C		1	A	each
	Spares:—					
—	Ammeter, moving coil, 0-500 amp, D.C.	Reference 5Q/25123		1	—	—
—	Block, terminal, Type F, 2-way	Reference 5Z/719		1	—	—
—	Cable assembly	Ref. No. 1674. Generator to control panel		1	—	—
2182	Contact assembly	London 8715/11D/ C.O.	3	C	each
—	Contact, fixed, single	Ref. No. 2452		2	—	—
—	Contact, moving, double	Ref. No. 2451		1	—	—
—	Contactor, main and isolating	Ref. No. 1917		2	—	—
—	Fuse unit, 5 amp, Type C	Reference 5A/3446		3	—	—
—	Lamp, electric, filament, 24 volts, 2.8 watts	Reference 5L/9951230		1	—	—
—	Lamp, warning, Type A, red	Reference 5CX/1069		1	—	—
2197	Rectifier, metal		1	B	each
1993	Regulator, voltage	23/51882	1	A	"
3349	Carbon pile, 73 mm approx	Comprising:—34 carbon rings to spec. 30103 and 18 carbon rings to spec. 30105.	X.3995	1	C	set

RESTRICTED

RESTRICTED

38a

AIRCRAFT STANDARD GROUND SERVICING TROLLEYS, ELECTRICAL
SECTION 4FE—cont.

1	2	3	4	5	6	7
	TROLLEY, servicing, electrical, Mark 4—cont.					
	Spares—cont.					
	Panel, control, Type C—cont.					
	Spares—cont.					
	Relay:—					
2176	Changeover, magnetic, 28 volts, D.C. . .	2 make, 2 break with double set contacts . .	21/18/228	1	B	each
1954	Overload	21/18/351	1	B	"
3528	Coil assembly	For Ref. No. 1954	RA/520/28	1	C	"
1955	Reverse current	GM/C/8956/S	1	B	"
3529	Coil assembly	For Ref. No. 1955	RA/520/1C	1	C	"
	Spares:—					
3527	Brush, laminated bridging, main contact.	G554/1	1	C	"
3520	Contact, carbon arcing tips	B1923/1	4	C	"
3523	Contact, finish, auxiliary	AG/1002A/10	2	C	"
3525	Contact, main, L.H.	AB.92/1	1	C	"
3526	Contact, main, R.H.	AB.92/2	1	C	"
3524	Contact, moving auxiliary	AG.3048/2	2	C	"
3521	Spring	For Finish carbon contact	SA.108/1	2	C	"
3522	Spring	For moving carbon contact	SA109/1	2	C	"
2190	Resistor, fixed, wire wound, 0 65 ohms, 8-10 amp.	C/w contact clips	SC/R. 25354	1	B	"
—	Shunt, 500 amp.	Reference 5Q/25124. For use with Reference 5Q/25123.		1	—	—
	Suppressor, radio interference:					
—	Type P, No. 3	Reference 5CY/2857		1	—	—
—	Type X, No. 1	Reference 5CY/2100		1	—	—
2187	Switch, main, twin knob	Simplex 19160P.B.	1	B	each
—	Switch, push button, reset, circuit breaker	Ref. No. 1975		1	—	—
—	Switch, push button, starting	Ref. No. 1974		1	—	—
5246	Switch, Santon, SN124mm 34/270 (Tropical finish)	Supersedes Ref. No. 2187		1	B	each
5247	Label	For Ref. No. 5246		1	C	"
—	Switch, toggle	Reference 10G/0510310		1	—	—
—	Voltmeter, 0-50 volts, M.C.	3 in. projecting/round. Reference 5Q/25492 . .		1	—	—

RESTRICTED

RESTRICTED

AIRCRAFT STANDARD GROUND SERVICING TROLLEYS, ELECTRICAL

SECTION 4FE—cont.

1	2	3	4	5	6	7
	TROLLEY, servicing, electrical, Mark 4—cont.					
	Spares—cont.					
2335	Wheel, Dunlop, Z19	16 in. x 4 in.		—	C	each
2318	Cap, hub, Dunlop, Z.67	For Ref. No. 2335		—	C	"
4389	Lining, brake	C/w Rivets, copper, flathead, hollow, $\frac{5}{32}$ in. dia. x $\frac{1}{2}$ in. long.	Feroda GM.30091	1	C	set
3589	TROLLEY, servicing, electrical and starting 6/40 K.W.	(Standard Telephones and Cables Ltd.) ..		—	A	each
	Comprising:—					
	Canopy assembly:—					
—	Cable, electric, A.C. mains 5 core ..	Reference 5E/4514		83 ft.	—	—
—	Cable, electric, sheathground No. 1 ..	Reference 5E/3127		166 ft.	—	—
5075	Handle, door	LP.161026	3	B	each
5072	Hinge, door, L.H.	L.P.161028	6	B	"
5073	Hinge, door, R.H.	LP.161029	6	B	"
—	Lamp, filament, 24V, 36w. S.B.C. ..	Reference 5L/9952422		2	—	—
—	Lamp, filament, 110v. 15w. S.B.C. ..	Reference 5L/9962209		3	—	—
5074	Latch, door handle	LP.161493	3	C	each
—	Light, obstruction	Reference 16E/20860		3	—	—
5076	Light, panel, brass, nickel plated	BMAC. Pat. 249	2	B	each
—	Plug, 6 pin, 100 amp.	Reference 5A/4807		1	—	—
—	Plug, power supply, 3 pole, 28 volt ..	Reference 5CY/4314		1	—	—
—	Plug, power supply, 3 pole, 112 volt ..	Reference 5CY/4315		1	—	—
—	Reflector, red, 3" dia.	Reference 16B/7506		2	—	—
—	Socket, N.A.T.O., 3 pole, 28 volt ..	Reference 5A/4237		1	—	—
—	Socket, N.A.T.O., 3 pole, 112 volt ..	Reference 5A/3766		1	—	—
—	Switch, 60 amp., 112 volt, D.P. ..	Reference 5A/4884		1	—	—
—	Chassis, Reference 4F Standard, 35 Cwt., Mk. 2, Type A.	Reference 4F/2017. Not to be issued as spare		1	—	—
	Spares as for Reference 4F/2019					
	Contactors and Fuse Panels:—					
—	Contactors, 60 amp., triple pole, 416 volts 50 c/s.	Reference 5P/3573		1	—	—
—	Spares:—					
—	Coil, operating 100 volts	Reference 5P/3574		1	—	—

RESTRICTED

RESTRICTED

AIRCRAFT STANDARD GROUND SERVICING TROLLEYS, ELECTRICAL
SECTION 4FE—*cont.*

1	2	3	4	5	6	7
	TROLLEY, servicing, electrical and starting 6/40 K.W.—<i>cont.</i> Comprising— <i>cont.</i> Contact and Fuse Panels—<i>cont.</i>	(Standard Telephones and Cables Ltd.)				
	Contact, 60 amp., triple pole, 416 volts 50 c/s.— <i>cont.</i>	Reference 5P/3573			
	Spares— <i>cont.</i>					
—	Contact, aux. fixed and moving ..	Reference 5P/3576	1	—	—
—	Contact, main fixed and moving ..	Reference 5P/3575	1	—	—
—	Spring, complete set	Reference 5P/3577	1	—	—
—	Contact, 150 amp., triple pole 416 volts, 50 C.S.	Reference 5P/3568	1	—	—
	Spares:—					
—	Coil, operating, 100 volts	Reference 5P/3569	1	—	—
—	Contacts, aux. fixed and moving ..	Reference 5P/3571	1	—	—
—	Contact, main, fixed and moving ..	Reference 5P/3570	1	—	—
—	Spring, complete set	Reference 5P/3572	1	—	—
—	Contact, auto switch triple pole, 450 volts with thermal overload	Reference 5P/3578	1	—	—
	Spares:—					
—	Coil, operating, 400/450 volts	Reference 5P/3579	1	—	—
—	Contact, main, fixed and moving ..	Reference 5P/3580	1	—	—
—	Spring, complete set	Reference 5P/3582	1	—	—
—	Thermal over-load heater	Reference 5P/3581	3	—	—
—	Contact, fan interlock DP. 416 volts	Reference 5P/3583	1	—	—
—	Contact, over-voltage DP. 100 volts ..	Reference 5P/3584	1	—	—
	Spares, common to both unless otherwise stated:—					
—	Coil, operating 100 volts	Reference 5P/3586 for 5P/3584 only	1	—	—
—	Coil, operating 416 volts	Reference 5P/3585 for 5P/3583 only	1	—	—
—	Contact assy., fixed	Reference 5P/3588	1	—	—
—	Contact assy., moving	Reference 5P/3587	1	—	—
—	Relay, over current 200 amps. nominal 250 amps. overload	Reference 5P/3590	1	—	—
—	Contact assembly	Reference 5P/3592	1	—	—

RESTRICTED

RESTRICTED

AIRCRAFT STANDARD GROUND SERVICING TROLLEYS, ELECTRICAL
SECTION 4FE—cont.

1	2	3	4	5	6	7
	TROLLEY, servicing, electrical and starting	(Standard Telephones and Cables Ltd.)				
	6/40 K.W.—cont.					
	Comprising— <i>cont.</i>					
	Contactors and Fuse Panels—cont.					
	Contactors, over-voltage DP, 100 volts — <i>cont.</i>	Reference 5P/3584				
	Spares, common to both unless otherwise stated— <i>cont.</i>					
—	Relay, over current 400 amps. nominal 500 amps. overload	Reference 5P/3591	1	—	—
—	Contact assembly	Reference 5P/3592	1	—	—
—	Spring, return	Reference 5P/3589	1	—	—
—	Fuse, cartridge, 4 amp. 2" long x 0.86" dia.	Reference 10H/13890	3	—	—
—	Fuse, cartridge, 6 amp. 2" long x 0.86" dia.	Reference 10H/2114	3	—	—
—	Fuse, cartridge, 30 amp. 2" long x 0.86" dia.	Reference 10H/9713817	3	—	—
—	Fuse, cartridge, 50 amp. 2" long x 1.06" dia.	Reference 10H/19964	2	—	—
—	Fuse, cartridge, 160 amp. 2" long x 1.86" dia.	Reference 10H/18871	3	—	—
—	Fuse holder, DZ.60 fitted with 50 amp gauge rings	Reference 10H/9713829	1	—	—
—	Fuse holder, TZ.25 fitted with 4 amp. gauge rings.	Reference 10H/9713841	3	—	—
—	Fuse holder, TZ.60 fitted with 50 amp. gauge rings.	Reference 10H/9713842	1	—	—
—	Fuse holder, TZ.200 fitted with 160 amp. gauge rings.	Reference 10H/9713840	3	—	—
	Instrument Panel Assy.					
—	Ammeter, 4 in. 0-1000 amps.	Reference 5Q/	1	—	—
—	Ammeter, 4 in. 0-600 amps.	Reference 5Q/	1	—	—
5077	Glass, red (for Ref. No. 4121)	1	C	each
—	Lamp, filament 25v. 15w. B C.	Reference 5L/9954227	1	—	—
—	Lamp, filament 130v. 15w. B C.	Reference 5L/9965227	1	—	—
—	Light, warning, red.	Ref. No. 4121	2	—	—
—	Socket, 2 pole, 5 amp. flanged	Reference 5A/2166	1	—	—
—	Socket, 2 pole, 50 amp. flanged	Reference 5A/2731	1	—	—
—	Switch, D.P. On-off spring return to off	Reference 5A/4888	2	—	—

RESTRICTED

RESTRICTED

AIRCRAFT STANDARD GROUND SERVICING TROLLEYS, ELECTRICAL
SECTION 4FE—cont.

1	2	3	4	5	6	7
	TROLLEY, servicing, electrical and starting	(Standard Telephones and Cables Ltd)				
	6/40 K.W. cont.					
	Comprising— <i>cont.</i>					
	Instrument Panel Assy. —cont.					
5079	Switch, push button, Green Square, D Class 9001		3	B	each
5078	Switch, push button, Red Square, D Class 9001		—	—	—
—	Switch, rotary 3 pole, 4 position, 53 amp.	Reference 5A/4882		2	—	—
—	Switch, rotary 3 pole, 6 position, 10 amp.	Reference 5A/4883		1	—	—
—	Voltmeter, 4 in. 0-150 volts	Reference 5Q/ ..		1	—	—
—	Voltmeter, 4 in. 0-40 volts	Reference 5Q/ ..		1	—	—
—	Motor, cooling fan, 24 in. Bruza Type.	Reference 5P/3597		1	—	—
	400/450 volt, 50 CPS., 3 phase.					
	Spares:—					
—	Bearing, ball	Reference 2A/9501244		1	—	—
—	Bearing, ball	Reference 2A/9425752		1	—	—
5082	Rectifier, for stack 28 volts, d.c. Out-put	FSM. 2033A	6	—	—
4905	Rectifier, for stack 112 volts, d.c. Out-put	FSM. 2032A	12	B	each
4906	Rectifier, for stack 112 volts, d.c. Out-put	FSM. 2032B	12	B	"
—	Rectifier, pilot core	Reference 5P/3432		1	—	—
	Relay and over voltage panel					
—	Diode, Zener	Reference 10CV/5251		1	—	—
—	Potentiometer, 40 ohms	Reference 10W/9713414 (Circuit Ref. RV3 & 5)		2	—	—
—	Potentiometer, 200 ohms	Reference 10W/9713240 (Circuit Ref. RV2)		1	—	—
—	Potentiometer 250 ohms	Reference 10W/0274141 (Circuit Ref. RV4)		1	—	—
5080	Rectifier, stack	Circuit Ref. MR.5	430SC-1D1-Z	1	B	each
5081	Rectifier, stack	Circuit Ref. MR.4	430SC-1B1-Z	1	B	"
—	Relay, S.T.C. Type 4190 IIB	Reference 10F/9530471		1	—	—
4884	Resistance, $4\frac{1}{2}$ in. long	13A400/14	1	C	each
—	Resistor, 450 ohms	Reference 10W/9713815 (Circuit Ref. R3)		1	—	—
—	Transformer, 3 phase for 28 volts output ..	Reference 5P/3594		1	—	—
—	Transformer, 3 phase for 112 volts output..	Reference 5P/3593		1	—	—
—	Transformer, single phase, for operating	Reference 5P/3597		1	—	—
—	contactor.					
—	Transformer, single phase, for voltage control	Reference 5P/3595		1	—	—

RESTRICTED

RESTRICTED

AIRCRAFT STANDARD GROUND SERVICING TROLLEYS, ELECTRICAL
SECTION 4FE—cont.

1	2	3	4	5	6	7
	TROLLEY, servicing electrical and starting					
	6/40 K.W.—cont.					
	Comprising— <i>cont.</i>					
	Transformer, single phase, for voltage control	Reference 5P/3595				
	<i>cont.</i>					
5437	Spares:—	For Ref. No. 3589				
	Rectifier, 175 ohms, 3·5w.		P.360	—	C	each
	TROLLEYS, servicing, electrical and starting:—	12/50 KW., 28/112 volts				
2401	Electric driven			—	A	"
2400	I.C.E. driven			—	A	"
	Spares:—	Applicable to both Ref. Nos. 2400 and 2401 unless otherwise stated.				
4850	Axle, front, c/w hub and brake		1679/F	1	A	"
4880	Axle		1679/2	1	B	"
—	Bearing, inner	Reference 16D/977		2	—	—
—	Bearing, outer	Reference 16D/498		2	—	—
4853	Drum, brake		1679/3	2	A	each
4828	Hub		TR20/10	2	B	"
4854	Nut, Axle, 1 in. B.S.P.		1679/6	2	C	"
4823	Nut, wheel, R.H.		18 MM/RHN	6	C	"
—	Seal, oil, ext. type WL10B	Reference 16B/6843		2	—	—
4824	Stud, wheel, L.H.		18MM/LAB/LH	6	C	each
4825	Stud, wheel, R.H.		18MM/LAB/RH	6	C	"
4855	Washer, axle, 1·309 i.d.		1679/7	2	C	"
4851	Axle, rear, c/w sub-assembly		1679/R	1	A	"
4852	Axle, bare		1679/1	1	B	"
—	Bearing, inner	Reference 16D/977		2	—	—
—	Bearing, outer	Reference 16D/498		2	—	—
4861	Bracket, rear spring		1679/11253A	2	C	each
4832	Cover, hub		50/O1B/44	2	B	"
—	Hub	Ref. No. 4828		2	—	—
4822	Nut, wheel, L.II.		18MM/LHN	6	C	each
—	Nut, wheel, R.H.	Ref. No. 4823		6	—	—
—	Seal, oil, external type W-L10	Reference 16B/6843		2	—	—
4826	Stud, wheel, L.H.		18MM/SAB/LH	6	C	each

RESTRICTED

RESTRICTED

AIRCRAFT STANDARD GROUND SERVICING TROLLEYS, ELECTRICAL

SECTION 4FE—cont.

1	2	3	4	5	6	7
	TROLLEY, servicing, electrical and starting					
	12/50 KW 28/112 Volts—cont.					
	Spare—cont.					
	Axle, rear, c/w sub-assembly—cont.					
	Axle, bare—cont.					
—	Stud, wheel, L.II.	Ref. No. 4824		6	—	—
—	Stud, wheel, R.H.	Ref. No. 4825		6	—	—
4827	Stud, wheel, R.H.	18MM/SAB/RH	6	C	each
4860	Tube, support mudguard	1679/18	4	C	"
—	Washer, axle, 1-309 i.d.	Ref. No. 4855		2	—	—
	Brake assembly, complete (Girling GA/G1382)	Not supplied complete		2	—	—
—	Adjuster assembly	Reference 16L/12360		2	—	—
—	Cone	Reference 16L/21125		2	—	—
—	Housing, adjuster	Reference 16L/12780		2	—	—
—	Plunger, R.H.	Reference 16L/12800		2	—	—
—	Plunger, L.H.	Reference 16L/12810		2	—	—
6119	Bolt	1679/13	1	C	each
6115	Collar, brake	1679/4	1	C	"
—	Expander assembly	Reference 16L/13970		2	—	—
—	Collet	Reference 16L/12580		4	—	—
—	Housing	Reference 16L/12820		2	—	—
—	Link, draw	Reference 16L/12610		2	—	—
4857	Pin, bell crank	16790/10	2	C	each
—	Pin, plug, expander	Reference 16L/12590		2	—	—
4863	Pin, spring shackle	1679/11254	4	C	each
4856	Rod, brake, pull	1679/19	2	C	"
—	Socket	Reference 16L/12640		2	—	—
6114	Lever, bell crank	1679/11	1	C	each
6116	Link, compensator	1679/12	1	C	"
6118	Lug, lock crank	1679/14	1	C	"
—	Plate, back, assembly	Reference 16L/22326		2	—	—
—	Lining, Ferodo, Mark 41	Reference 16L/11360		4	—	—
—	Rivet, brass	Reference 16L/13940		48	—	—
—	Spring, brake shoe	Reference 16L/14020		4	—	—

RESTRICTED

RESTRICTED

AIRCRAFT STANDARD GROUND SERVICING TROLLEYS, ELECTRICAL

SECTION 4FE--cont.

1	2	3	4	5	6	7
	TROLLEY, servicing, electrical and starting 12/50 KW, 28/112 Volts--cont.					
	Spares--cont.					
	Brake assembly, hand:--					
4879	Brake, cable and clamp		GM/B/11774	1	B	each
6144	Brake, hand, complete		GM/C/11467/50/ O1C/72	1	A	"
	Canopy assembly: -					
4942	Bracket		GM/B/11785	1	C	"
4937	Bracket, support, upper rear panel		GM/C/11424	2	C	"
4938	Bracket, support, lower rear panel		GM/C/11425	2	C	"
4940	Bracket, stay, lower front, upper panel		GM/C/11427	2	C	"
4939	Bracket, stay, L.H., upper panel		GM/C/11428	1	C	"
4941	Bracket, stay, R.H., upper panel		GM/C/11429	1	C	"
4841	Fastener, spring, for panel front upper		50/02A/131/S	2	C	"
4843	Fastener, spring assy		50/02B/132/S	2	C	"
4842	Hinge, Std. 4 in.		50/02A/149	2	C	"
4839	Plate, fastener, fixing		50/02A/119	2	C	"
4840	Spring, fastener		50/02A/121	2	C	"
4875	Strap, and cover cable reel		GM/C/11720	2	C	"
4846	Strap, support, air cleaner		50/04B/192	2	C	"
	Chassis:--					
4829	Bolster, top		50/01B/20	1	B	"
4844	Bracket, engine mounting L.H.		50/03B/162	1	B	"
4845	Bracket, engine mounting R.H.		50/03B/163	1	B	"
--	Cover, hub	Ref. No. 4832		2	B	"
4980	Mounting, engine rear	Metalastik	17/341	2	B	each
4972	Pad, front mounting		50/03B/176	2	C	"
4974	Pad, rear mounting		50/03B/177	2	C	"
4830	Pin, King		50/01B/22	1	C	"
4876	Coupling adaptor	Engine to Alternator. Applicable to Ref. No. 2400	GM/D/11728/S2329	1	B	"
	Attaching parts for Ref. No. 4876.					
4987	Bolt	Applicable to Ref. No. 2400	GM/B/11365	1	C	"
4878	Nut	Applicable to Ref. No. 2400	GM/D/11728/S2344	1	C	"
4877	Washer	Applicable to Ref. No. 2400	GM/D/11728/S2337	1	C	"

RESTRICTED

RESTRICTED

AIRCRAFT STANDARD GROUND SERVICING TROLLEYS, ELECTRICAL

SECTION 4FE—cont.

1	2	3	4	5	6	7
	TROLLEY, servicing, electrical and starting, 12/50 KW, 28/112 Volts—cont.					
	Spares—cont.					
4873	Draw bar	GM/C/11463	1	B	each
4836	Draw bar	50/01C/49	1	B	"
	Engine, Rolls Royce, Type B81, Mark SG ..	Section 61 BU—See A.P.2173F. Applicable to Vol. 3, Pts. 1-4, Bk. 2 refers. Ref. No. 2400.		1	A	"
	Electrical:—					
—	Battery, 12V, 64A/hour, 14 $\frac{1}{8}$ in. x 6 $\frac{1}{8}$ in. x 8 $\frac{3}{8}$ in.	Reference 16E/19184		2	—	—
—	Cable, 112 volts—28 volt.. .. .	Reference 5E/3127		2	—	—
				at 80ft.		

RESTRICTED

RESTRICTED
48a

AIRCRAFT STANDARD GROUND SERVICING TROLLEYS, ELECTRICAL
SECTION 4FE—cont.

1	2	3	4	5	6	7
	TROLLEY, servicing electric and starting					
	12/50 K.W. 28/112 Volts—cont.					
	Spares—cont.					
	Electrical—cont.					
4997	Capacitor	L9833	1	B	each
4964	Circuit breaker, 500 amp., 28V. D.C.	22996	1	A	"
4965	Circuit breaker, 500 amp., 112V, series res.	735	1	A	"
—	Bearing	Reference 16D/475		1	—	—
—	Bearing	Reference 16D/373		1	—	—
4989	Bolt, fixing holder, special synthetic	E.479	2	C	each
4952	Brush, carbon, 1 $\frac{3}{4}$ in. x 1 $\frac{1}{4}$ in. x $\frac{3}{8}$ in. c/w 2 flex.	HM/5/5	32	C	Prs.
5015	Brush, laminated, with insulation	Q1807/58/1	1	C	each
5018	Coil, reverse, 85 ohms	For 28V. breaker	Q1807/58/4	1	B	"
5019	Coil, reverse, 583 ohms	For 112V. breaker	Q1807/58/5	1	B	"
5020	Coil, reverse resistance unit 185 ohms ..	For 112V. breaker	Q1807/58/6	1	B	"
5021	Coil, no volt, 91 ohms.	For 28V. breaker	Q1807/58/7	1	B	"
5022	Coil, no volt, 600 ohms	For 112V. breaker	Q1807/58/8	1	B	"
5023	Coil, no volt, resistance unit	For 112V. breaker	Q1807/58/9	1	B	"
5013	Contact, fixed, aux. switch (type 45)	Q1807/58/22	2	C	"
4994	Handle, insulated, circuit breaker	Whipp-Bourne 70/0500	1	B	"
4966	Holder, c/w spring	K1405/2131	32	C	"
5028	Plate escatcheon, 500 amps. breaker	(Special order only)		1	A	"
5017	Sparker, fixed	Q1807/58/3	1	C	"
5016	Sparker, moving	Q1807/58/2	1	C	"
5000	Spring, brush, pull-off	Q1807/58/10	1	C	"
5001	Spring, calibration and overload	Q1807/68/11	1	C	"
5009	Spring, catch, easy trip	Q1807/58/19	1	C	"
5002	Spring, dead short, overload	Q1807/58/12	1	C	"
5005	Spring, handle resetting	Q1807/58/15	1	C	"
5006	Spring, hold-in catch	Q1807/58/16	1	C	"
4967	Spring, holder	S100/50	32	C	"
5003	Spring, reverse calibration	Q1803/58/13	1	C	"
5008	Spring, switch, auxiliary (Type 45)	Q1807/58/18	1	C	"
5007	Spring, switch, reverse plunger	Q1807/58/17	1	C	"

RESTRICTED

RESTRICTED

AIRCRAFT STANDARD GROUND SERVICING TROLLEYS, ELECTRICAL

SECTION 4FE—cont.

1	2	3	4	5	6	7
	TROLLEY, servicing, electrical and starting, 12/50 K.W. 28/112 Volts- cont.					
	Spares—cont.					
	Electrical—cont.					
	Circuit breaker, 500 amp., 112V, series res.	—cont.				
5010	Spring, stirrup handle, return	Q1807/58/20	1	C	each
5004	Spring, tripping, no volt	Q1807/58/14	1	C	"
—	Connection, 3 pin, 1- $\frac{5}{8}$ in. entry 112V. ..	Reference 5A/3766		1	—	—
—	Connector, 3 pin, 1- $\frac{7}{8}$ in. entry, 28V. ..	Reference 5A/4237		1	—	—
4950	Generator, 50/12 K.W. 112/28V. 447/430 amps. D.C.	Continues intermittent, rating at 300 r.p.m. ..	Type D6, 8-23	1	A	each
4963	Armature, c/w fan	L9-13-B.	1	A
4960	Cap, c/w stud and seal, inner bearing	L9-98C	2	B
4993	Case, packing	For Generator		1	B
4961	Coil, shunt field, 28 volts	L9-31B	4	B
4962	Coil, shunt field, 112 volt	L9-24B	4	B
4953	Seal, oil, felt washer, inner	L9-80D	2	C
4954	Seal, oil, felt washer D/end	L98-81D	1	C
—	Lamp, filament, control panel 32V. 6W. 15 mm. Mes.	Reference 5L/9951293		2	—	—
—	Lamp, filament, 112 V. Circuit "power on" indicator 112V./15W.	Pigmy Bayonet. Reference 5L/9964240 ..		1	—	—
—	Lamp, filament, 28V. Circuit, "power on" indicator and obstruction lights 30v./15w.	Pigmy Bayonet, Reference 5L/9954228. ..		3	—	—
—	Lamp, obstruction (Red)	Reference 16E/22370		2	—	—
—	Glass, red, obstruction	Reference 16E/22371		1	—	—
—	Rim, for obstruction light	Reference 16E/22433		1	—	—
—	Lamp, "power on" 112V. amber	Reference 16E/22391		1	—	—
—	Glass, amber, "power on", 112V. ..	Reference 16E/22392		1	—	—
—	Lamp, "power on", 28V. white	Reference 16E/11593		1	—	—
—	Glass, white, "power on" 28V.	Reference 16E/22394		1	—	—
4996	Link, shorting, bush gear	L9.20D	2	B	each
5026	Rectifier, blocking, 28V, Type V.3.	GM/C/11547/833	1	C	"
4991	Rectifier, blocking, 112V, Type V.4.	834/KD/1019C	1	B	"
—	Regulator automatic voltage, type 106-112v.	Reference 5UC/6141		1	—	—
—	Regulator, automatic voltage, type 107-28v.	Reference 5UC/6142		1	—	—

RESTRICTED

RESTRICTED

AIRCRAFT STANDARD GROUND SERVICING TROLLEYS, ELECTRICAL

SECTION 4FE—cont.

1	2	3	4	5	6	7
	TROLLEY, servicing, electrical and starting, 12/50 K.W. 28/112 Volts—cont.					
	Spares—cont.					
	Electrical—cont.					
4992	Relay, (Magnetic devices)	605/550/C2/28	1	B	each
5011	Relay, over voltage 28V.	605/TS/1632	1	B	"
5027	Resistance, 500 ohms.		1	B	"
4995	Resistance, trimmer, 120 ohms 0.5 amps.	W25-B44-792	1	B	"
4990	Resistor, fixed, variable, 1500 ohms	837	1	B	"
—	Switch, push button, starting	Ref. No. 1974		2	—	—
	Exhaust System:—					
4969	Cover, starter motor	50/03B/169	1	C	each
4968	Duct, air	50/02B/143	2	B	"
—	Lining, asbestos, cover plate manifold	Reference 32B/10		1	—	—
4874	Pipe, exhaust, front manifold	GM/A/11704	1	B	each
4975	Pipe, exhaust, front, c/w flanges	GM/C/11372	1	B	"
4976	Pipe, exhaust, rear, c/w flange	GM/C/11373	1	B	"
4849	Resonator	KD/1394	1	C	"
5014	Trap, flame	GM/C/11710	1	B	"
4977	Tube, tail pipe	GM/B/11374	2	B	"
4978	Tube, reduction	50/04B/193	1	B	"
4979	Fan, c/w blades, reversed	GM/C/11377	1	A	"
	Filter assembly, petrol:	For Ref. No. 2400 only				
—	Adaptor, thermometer c/w bulb	Reference 16B/6479.		1	—	—
—	Cable, control, choke 5 ft. 6 ins.	Reference 16K/22570.		1	—	—
—	Washer, flange seating	Reference 16B/6829.		1	—	—
—	Cable drive	Reference 16B/7295.		1	—	—
4951	Coupling	Metalastik.	21/502	1	A	each
4982	Link, (bonded unit)	21/498	4	C	"
—	Nut, slotted 1/4 in. B.S.F., H.T.S.	Reference 28M/13227.		4	—	—
4981	Sleeve	22/498/E	4	C	each
—	Drive, R/angle complete	Reference 16B/6832.		1	—	—
—	Filter, fuel, c/w adjusting unions	Reference 16K/30685.		1	—	—
—	Body, filter	Reference 16K/30690		1	—	—
—	Bowl, glass	Reference 16K/31590		1	—	—
4970	Bracket, fuel filter	50/03A/171	1	C	each

RESTRICTED

RESTRICTED

AIRCRAFT STANDARD GROUND SERVICING TROLLEYS, ELECTRICAL

SECTION 4FE—cont.

1	2	3	4	5	6	7
	TROLLEY, servicing, electrical and starting, 12/50 K.W. 28/112 Volts—cont.					
	Spares cont.					
	Filter assembly, petrol—cont.	For Ref. No. 2400 only.				
	Filter, fuel c/w adjusting unions—cont.					
—	Element, unit, assembled complete	Reference 16K/30700.		1	—	—
—	Plug, for elbow	Reference 16K/28600		2	—	—
—	Screw, air-vent	Reference 16K/29890		2	—	—
—	Screw, clamping stirrup, complete	Reference 16K/31600		1	—	—
—	Washer, cock seating, for bowl	Reference 16K/31580		1	—	—
—	Washer, compression	Reference 16K/31570		2	—	—
—	Washer, fibre	Reference 16K/28390		4	—	—
—	Washer, fibre	Reference 16K/30510		3	—	—
—	Gauge, thermometer	Reference 16K/20666		1	—	—
—	Gauge, oil pressure	Reference 16B/6798		1	—	—
—	Indicator, rev. 4 in.	Reference 16B/6799		1	—	—
—	Pipe, fuel tank filter, $\frac{3}{8}$ in. 49 in. \times 18 s.w.g.	Reference 30B/383		1	—	—
	Fore carriage assembly:—					
4833	Bolster, bottom	50/01C/21	1	B	each
4835	Lever, over-run, c/w bracket	50/01C/48	1	C	..
4837	Rod, pull brake	50/01C/50	1	C	..
4834	Rod, thrust	50/01C/45	1	C	..
4847	Stop, over-run brake	50/01B/200	1	C	..
2581	Motor, driving, electric	GM/D/11780	1	A	..
	Spares:—					
3077	Adaptor, coupling	{ GM/B/11363 RE/20204 }	—	B	..
—	Bearing, D.E., Hoff, M.S.16	Reference 16D/372		1	—	—
—	Bearing, N.D.E., Hoff R.L.8. 18	Reference 16D/1407		1	—	—
—	Bolt, steel, hex., 0 B.A. \times $\frac{3}{4}$ in. long	Reference 29A/2322		16	—	—
2632	Brush-gear, assembly	L5 -84 -A	1	B	each
3088	Cap, D.E., inner bearing	L5-19-C	1	C	..
3090	Cap, N.D.E., inner bearing	L5-18-C	1	C	..
—	Circlip, external, $2\frac{7}{32}$ in. $2\frac{1}{4}$ in.	Reference 28N/13032		1	—	—
3789	Endshield, N.D.E.	L5/6/B	1	B	each

RESTRICTED

RESTRICTED

AIRCRAFT STANDARD GROUND SERVICING TROLLEYS, ELECTRICAL
SECTION 4FE—cont.

1	2	3	4	5	6	7
	TROLLEYS, servicing, electrical and starting, 12/50 K.W., 28/112 Volts—cont.					
	Spares—cont.					
	Motor, driving, electric—cont.					
	Spares—cont.					
4542	Endshield	L5/5B	1	B	each
4416	Fan, cooling assy.	L5/4B	1	B	"
3091	Holder, brush, Type D.6200/25		3	B	"
2633	Brush, carbon	1 $\frac{3}{16}$ in. 1 $\frac{3}{16}$ in.		6	C	"
4212	Nut, lock, fan	L5/28/D	1	C	"
—	Nut, lock, steel, hex., $\frac{3}{8}$ in. B.S.F.	Reference 29A/2817		6	—	—
—	Nut, steel, hex.:—					
—	$\frac{3}{8}$ in. B.S.F.	Reference 29A/2797		6	—	—
—	$\frac{1}{2}$ in. B.S.F.	Reference 29A/2799		3	—	—
—	$\frac{5}{16}$ in., B.S.W., plain bright	Reference 29A/1246		8	—	—
3089	Plug, bearing cap	L5-1-D	1	C	each
3085	Rotor assembly	C/w fan		1	A	"
—	Screw, self-tapping, Type U:—					
—	Round head (Type S990.) No. 6 \times $\frac{3}{8}$ in. long.	Reference 28S/7878		4	—	—
—	Screw, steel, Whit:—					
—	$\frac{7}{16}$ in. dia. \times $\frac{3}{4}$ in. long, hexagon head	Reference 29B/1626		4	—	—
—	$\frac{1}{2}$ in. diam. \times 1 $\frac{1}{2}$ in. long, countersunk head	Reference 29B/3630		12	—	—
3086	Seal, oil, felt, D.E.	L5-80-D	1	C	each
4284	Slip ring, assembly	L5-9B	—	B	"
4213	Strip, locking	KD.1716A	3	C	"
4604	Stud, D.E. bearing	L5/31D	1	C	"
4603	Stud, N.D.E. bearing	L5/30D	1	C	"
—	Washer, felt:—					
3087	D.E. inner	L5-79-D	1	C	"
2631	N.D.E. inner, bearing cap	L5-78-D	1	C	"
—	Washer, spring steel, single coil, sq. sect:—					
—	$\frac{1}{4}$ in.	Reference 29C/9416654		16	—	—
—	$\frac{5}{16}$ in.	Reference 29C/9416655		12	—	—
—	$\frac{1}{2}$ in.	Reference 29D/9416658		15	—	—

RESTRICTED

D

RESTRICTED

AIRCRAFT STANDARD GROUND SERVICING TROLLEYS, ELECTRICAL
SECTION 4FE—cont.

1	2	3	4	5	6	7
	TROLLEY, servicing electrical and starting 12/50 K.W. 28/112 volts—cont.					
	Spares—cont.					
	Motor, driving, electric—cont.					
	Spares—cont.					
	Washer, spring steel, single coil, sq. sect: —cont.					
—	$\frac{5}{8}$ in.	Reference 29C/9416660		1	—	—
	Washer, steel, B.S.F.:—					
—	$\frac{1}{2}$ in. i.d. \times 1 in. o.d. \times $\frac{3}{32}$ in. thick . .	Reference 29C/3865		3	—	—
4858	Mudguard, Front and Rear		1679/16	4	B	each
—	Plate, maximum speed	Reference 16B/2220		1	—	—
—	Plate, number	Reference 16B/2218		1	—	—
—	Plate, trailer	Reference 16B/2221		1	—	—
—	Reflector, red 3 in.	Reference 16B/6383		2	—	—
4859	Tube, mudguard support		1679/17	1	B	each
	Panel control:—					
—	Ammeter, 0-100 amp., moving coil 4 in. . .	Reference 5Q/25351		1	—	—
—	Ammeter, 0-600 amp., moving coil 4 in. . .	Reference 5Q/25352		1	—	—
5024	Block, terminal, 6 way, type "C" 7029			4	C	each
5025	Block, terminal, 4 way, type "C" 7037			4	C	"
4757	Block, terminal, 4 way		GEC. SM164271	4	C	"
4955	Relay, 112 volts		156/4300	1	B	"
4956	Relay, 112 volts		AB4/113T			
			156/4300	1	B	"
			F4/112T			
4957	Relay, 112 volts		6005/7000/C2/112	1	B	"
4958	Relay, 28 volts		156/300/AB4/28T	1	B	"
4959	Relay, 28 volts		1632-2	1	B	"
	Resistor, fixed, variable, 1500 ohms, 122 volts	Ref. No. 4990	837	1	B	"
4210	Shunt, 1000 amps.	For Reference 5Q/25351		1	B	"
4211	Shunt, 600 amps.	For Reference 5Q/25352		1	B	"
—	Voltmeter, 0-150V. Moving coil 4 in. . . .	Reference 5Q/25353		1	—	—
—	Voltmeter, 0-40V. Moving coil 4 in. . . .	Reference 5Q/25354		1	—	—

RESTRICTED

D1

RESTRICTED

AIRCRAFT STANDARD GROUND SERVICING TROLLEYS, ELECTRICAL
SECTION 4FE—cont.

1	2	3	4	5	6	7
	TROLLEY, servicing electrical and starting, 12/50 KW, 28/112 volts—cont.					
	Spares—cont.					
	Pre-heater Equipment	For Ref. No. 2400 only		1	—	—
—	Pump, primer, type B	Reference 16K/6676		1	—	—
—	Ball, spring, $\frac{3}{8}$ in.	Reference 16D/305		2	—	—
—	Locknut	Reference 16K/6665		1	—	—
—	Nut, gland ring	Reference 16K/6664		1	—	—
—	Packing, ring	Reference 16K/6663		1	—	—
—	Pin, taper	Reference 16K/6659		1	—	—
—	Plug, plunger	Reference 16K/6678		1	—	—
—	Plunger	Reference 16K/6677		1	—	—
—	Ring, gland	Reference 16K/6662		1	—	—
—	Spring, inlet	Reference 16K/6666		1	—	—
—	Spring, outlet	Reference 16K/6667		1	—	—
—	Washer	Reference 16K/6669		1	—	—
—	Radiator assembly (SERCKS C966)	Not supplied complete. For Ref. No. 2400 only		1	—	—
5192	Block, radiator		C.9665	1	A	each
4986	Cap. filler		Sercks C5270/2/C	1	B	..
4985	Washer, cap filler		C.5282	1	B	..
4988	Cowl, fan		C.9690	1	B	..
4984	Gasket, top and bottom tank		C.9683	2	C	..
—	Hose, rubber, top and bottom $1\frac{1}{2}$ in. i.d.	Reference 32C/544		2	—	—
4973	Pad, mounting radiator		50/03B/178	4	C	each
—	Pipe, overflow $\frac{5}{16}$ in. o.d. 70 ins. s.w.g. 20 copper.	Reference 30B/405		1	—	—
4983	Radiator, internal and cowl		Serck C9663/1	1	A	each
5181	Tank, bottom		C9671	1	A	..
5180	Tank, top		C9667	1	A	..
—	Tap, drain $\frac{1}{2}$ in. B.S.P. $\frac{5}{16}$ in. bore	Reference 16B/4030.		1	—	—
	Spring assembly front:					
4871	Bolt, 'U', c/w crossbar		CSD/4429/1	2	C	each
4864	Spring, road front C.S.D.		CSD.4429/1	2	C	..
4865	Leaf, main c/w bush		CSD/4427/A	2	B	..
4866	Bush		CSD/4427/K	4	C	..
4867	Clip, c/w bolt, nut and tube inner		CSD/4427/L	4	C	..

RESTRICTED

53

RESTRICTED

AIRCRAFT STANDARD GROUND SERVICING TROLLEYS, ELECTRICAL

SECTION 4FE—cont.

1	2	3	4	5	6	7
	TROLLEY, servicing, electrical and starting, 12/50 KW 28/112 volts—cont.					
	Spares—cont.					
	Spring assembly front—cont.					
	Spring, road front C.S.D.—cont.					
	Leaf, main c/w bush—cont.					
4868	Clip, c/w bolt, nut and tube, outer	CSD/4427/M	4	C	each
—	Lubricator, main leaf, type T.A.I.	Reference 16B/6340		2	—	—
	Spring assembly, rear					
4869	Spring, road, rear	CSD/4428/A	2	B	each
4870	Leaf, main, c/w bush	CSD/4428/A	2	B	..
—	Bush	Ref. No. 4866	CSD/4427/K	2	C	..
3082	Starter, oil immersed, E.A.C.	Type 30QOB1		1	A	..
	Spares:—					
5182	Board, terminal	39S/62	1	B	..
3144	Bracket, end	39S/10	1	B	..
2661	Cap, plate	For starter box. Units demanding to state number of starter box.	G.26647	—	C	..
4388	Cap, plate	39S/45	—	C	..
2657	Carrier, pawl	39S/49	1	B	..
3146	Catch	39S/18	1	C	..
3100	Coil	{ V.7672/13 39S/20 39S/109	1	C	..
2647	Contact unit assembly, fixed	Y.86194/30/SR	1	B	..
3092	Contact		1 set	C	set
	Comprising:—					
2645	Tip, drum	E.60117/A. 39S/97	6	C	each
2804	Tip, drum, complete set	39S/69	3	C	set
—	Tip, drum, L.H. and R.H.	Ref. No. 2646. Comprising: Qty. 1-1 $\frac{25}{32}$ in. wide and Qty.—1 $\frac{3}{32}$ in. wide.		6	—	—
3093	Tip, drum, $\frac{3}{4}$ in. wide	E.5816/0	5	C	each
2635	Crank-top, double	39S/38	1	B	..
2637	Crank, double	39S/40	1	B	..
3164	Crank, double top	39S/36	—	C	..
4433	Drum	39S/95	1	B	..
4434	Drum	39S/96	1	B	..

RESTRICTED

RESTRICTED

AIRCRAFT STANDARD GROUND SERVICING TROLLEYS, ELECTRICAL
SECTION 4FE—cont.

1	2	3	4	5	6	7
	TROLLEY, servicing, electrical and starting, 12/50 KW 28,112 volt—cont.					
	Spares—cont.					
	Starter, oil immersed, E.A.C.—cont.	Type 30QOB1				
	Spares—cont.					
4435	Drum	39S/97	1	B	each
2950	Drum	39S/98	3	B	"
4436	Drum	39S/99	1	B	"
3101	Element, overload, direct heater ..	Comprises three identical elements	E.15824/1/8 in. 39S/7	1	B	set
3153	Escapement	39S/50	—	C	"
5029	Frame, inner	39S/29	1	B	"
2650	Grid, resistance, complete	SD/3QOB1/158/ 330	1	A	"
2651	Resistance, grid	E.60320/532/1/8 in.	12	B	prs.
3103	Spacer, insulating	A.3991/DD	47	C	each
2636	Handle	39S/39	1	B	"
4587	Keep, complete	39S/12	1	B	"
4104	Knob, push	39S/57	—	C	"
3825	Lever, catch	39S/21	1	C	"
2638	Lever, hold-on	39S/41	1	B	"
2658	Lever, lock-out	39S/23	1	B	"
3145	Lever, no-volt	39S/17	1	B	"
3824	Lever, trip and reset	39S/24	1	C	"
2641	Link	39S/44	1	C	"
2634	Overload unit, complete	39S/1	1	A	"
3104	Pawl	39S/1	1	B	"
2659	Plate, bridge	F.26215 39S/52	1	B	"
2643	Plate, pivot	39S/30	1	B	"
3266	Plate, terminal	39S/51	1	B	"
4054	Plate, top	39S/15	—	C	"
4759	Plunger	39S/27	—	B	"
2660	Resistor, starter group	For Starter box. Units when demanding to state number of Starter box.	39S/13 A.3866/D/2801/A	1	B	"
				—	A	"

RESTRICTED

RESTRICTED

AIRCRAFT STANDARD GROUND SERVICING TROLLEYS, ELECTRICAL

SECTION 4FE—cont.

1	2	3	4	5	6	7
	TROLLEY, servicing, electrical and starting					
	12/50 KW. 28/112 volt—cont.					
	Spares—cont.					
	Starter, oil immersed, E.A.C.—cont.					
	Spares—cont.					
3076	Ring, spring	39S/54	1	C	each
4105	Rod, push	39S/55	—	C	"
4898	Shaft, drum	39S/94	1	B	"
2639	Spring	39S/42	1	C	"
2644	Spring	39S/56	1	C	"
2648	Spring	39S/110	1	C	"
	Spring:—					
2640	Buffer	39S/43	1	C	"
			A.3880/CX			
3097	Compensator	39S/6	1	C	"
			A.140/19/B			
3098	Hub	39S/2	1	C	"
3094	Hub	A.3919	1	C	"
			39S/19			
2642	Hub	39S/48	1	C	"
3096	Stirrup-bar	A.3880/BZ	1	C	"
			39S/4			
3095	Trip and reset lever	A.3935/C	1	C	"
3099	Trip catch	A.3889/D	1	C	"
			39S/3			
3075	Thimble	39S/53	1	C	"
2649	Tip, contact and flex	39S/111—E.5211/ EH.	1	B	"
3149	Tip, contact	E.15890 $\frac{5}{8}$ E	23	C	"
—	Tip, drum		6	—	—
	Tip drum:—					
2675	$1\frac{1}{2}$ in.	39S/69, E60113A	—	C	each
3217	$1\frac{3}{8}$ in.	39S/84	—	C	"
2646	L.H. and R.H.	Comprising:—Qty. $1-\frac{25}{32}$ in. wide and Qty. $1-1\frac{25}{32}$ in. wide.	—	C	set
			E.60115/A and B			
			39S/95 and 96.			
—	Set, complete	Ref. No. 2804	—	—	—

RESTRICTED

RESTRICTED

AIRCRAFT STANDARD GROUND SERVICING TROLLEYS, ELECTRICAL
SECTION 4FE—cont.

1	2	3	4	5	6	7
	TROLLEY, servicing, electrical and starting 12/50 KW. 28/112 volt—cont.					
	Spares—cont.					
	Starter, oil immersed, E.A.C.—cont.					
	Spares—cont.					
3102	Transformer, current	W85803/OB1	1	B	each
4761	Tube, core	39S/11	1	C	"
4760	Washer, insulating	39S/14	1	C	"
			39S/16			
	Suspension, front:—					
—	Bracket, rear spring	Ref. No. 4861		2	—	—
4862	Bracket, front spring	1679/11253B	4	B	each
—	Pin, spring, shackle	For No. 4863		4	—	—
	Tank, petrol assembly	For Ref. No. 2400 only				
—	Cable, 14/0-12 twin ramps	Reference 16E/17477		A/R	—	—
—	Filter assembly	Reference 16K/6652		1	—	—
—	Cap, filter	Reference 16K/6683		1	—	—
—	Filter	Reference 16K/6684		1	—	—
—	Washer, filter cap	Reference 16K/6682		1	—	—
—	Indicator, fuel	Reference 16B/6797		1	—	—
—	Glass	Reference 16B/6826		1	—	—
—	Washer, bezel	Reference 16B/6827		1	—	—
—	Washer, glass skating	Reference 16B/6828		1	—	—
4848	Pin, locking, c/w chain for cable reel	1209	1	B	each
—	Pipe, fuel filter to engine pump, $\frac{3}{8}$ in. O.D. x 18 s.w.g. x 13 in. long.	Reference 30B/383		—	—	—
—	Pipe, primer/filter	Reference 16K/		1	—	—
—	Nipple	Reference 16K/6679		2	—	—
—	Nut, filter unit	Reference 16K/6681		1	—	—
—	Nut, pump union	Reference 16K/6680		1	—	—
—	Pipe, $\frac{7}{8}$ in. s.w.g., copper 33 in. long	Reference 30B/793		1	—	—
—	Pipe, primer/tank	Reference 16K/		1	—	—
—	Pipe, $\frac{7}{8}$ in. 22 s.w.g. copper 42 in. long	Reference 30B/793		1	—	—
4838	Tank, fuel, less gauge	50/01/D38	1	A	each
4872	Cap, fuel tank	BM/D/11389/1	1	B	"
4831	Strap, support, fuel tank	50/01/B37	1	C	"

RESTRICTED

RESTRICTED

AIRCRAFT STANDARD GROUND SERVICING TROLLEYS, ELECTRICAL
SECTION 4FE—cont.

1	2	3	4	5	6	7
	TROLLEY, servicing, electrical and starting 12/50 KW. 28/112 volt—cont.					
	Spares—cont.					
	Tank, petrol assembly—cont.					
	Tank, fuel, less gauge—cont.					
—	Washer, filter to R/Valve	Reference 16K/6685		1	—	—
—	Wheel, 3.75 in. × 13 in. dish, 3$\frac{7}{8}$ in. bore 6.562 in. P.C.D. 8 in., 6 stud holes 0.875 in.	Reference 16T/441 For Ref. No. 2400 only ..		8	—	—
	Other Spares:—					
4248	Bolt, $\frac{5}{8}$ in. × 3 $\frac{5}{8}$ in., close tolerance, plain shank, length 2 $\frac{1}{8}$ in.	Part of trailing link metalistic coupling ..		—	C	each
4249	Nut	For use with Ref. No. 4248		—	C	"
5584	Cable, c/w end fittings	For Ref. No. 2400	GM/C/11733/ Item 1427	—	C	"
—	Cable, 80 ft.	3-phase with an integral moulded 5-pin, 100-amp. rubber plug. Ref. No. 2522		—	C	"
4255	Cap, protective, moulded rubber	C/w retaining chain	B.I.C. Ltd. C.532 Sht. 3 and C.586	—	C	"
3079	Collar	For socket, on cable drum	GM/A/11528/982	—	C	"
2750	Condenser, interference suppression	335/64A-1	—	C	"
2747	Lamp, assembly, complete	GM/C/11732/C	—	C	"
3158	Glass, red	For power warning lamp	GM/C/11732/S/395	—	C	"
	Light assembly, roof:—					
3157	Glass, amber	KD/2969/D/S/3	—	C	—
—	Glass, white	Ref. No. 3156		—	—	—
3355	Ring, clamp, securing glass dome	{ G.E.C. D85028 Stock No. 12297	2	C	each
—	Washer, flexible, steel	Ref. No. 3159		—	—	—
3080	Pin	GM/A/11529/983	—	C	each
5419	Plate, intermediate	For Ref. No. 2400	22/502/1	—	C	"
	Plug assembly:—					
4019	28 volt	GM/C/11354/976	1	B	"
4020	112 volt	GM/C/11354/977	1	B	"
	Spares:—	For Ref. Nos. 4019 and 4020.				
3822	Body, shroud, for plug	GM/B/11525	1	C	"
4031	Cap	For Ref. No. 4019 only	GM/B/11526	1	C	"

RESTRICTED

RESTRICTED

AIRCRAFT STANDARD GROUND SERVICING TROLLEYS, ELECTRICAL

SECTION 4FE—cont.

1	2	3	4	5	6	7
	TROLLEY, servicing, electrical and starting					
	12/50 KW. 28/112 volt—cont.					
	Other spares—cont.					
	Plug assembly—cont.					
	Spares—cont.					
4023	Cap	For Ref. Nos. 4019 and 4020.				
—	Circlip, external, aux. socket	For Ref. No. 4020 only	GM/B/11527	1	C	each
—	Circlip, external, main socket	Reference 28N/13018		4	—	—
3933	Collar and tommy-bar assembly	Reference 28N/12614		2	—	—
		Comprising:—Qty. 1 of GM/A/11528 and Qty. 2 of GM/A/11529.		1	C	each
4027	Disc, inner	Locating plug inserts	GM/A/11537	1	C	"
4028	Disc, outer	Locating plug inserts	GM/A/11538	1	C	"
4026	Key, locating	Locating plug in body shroud	GM/A/11536	2	C	"
4025	Nut, gland	At cable entry	GMA//11535	1	C	"
4030	Ring "O"	Under gland nut at cable entry	Weston W.14721	1	C	"
—	Screw, cheesehead, 2 B.A. $\times \frac{3}{8}$ in. long ;	For key. Reference 28S/2760		4	—	—
—	Screw, cheesehead, 2 B.A. $\times 1\frac{1}{2}$ in long	For aux. socket. Reference 28S/2766		4	—	—
4024	Socket, auxiliary	Insert plug, small	GM/A/11532	4	C	"
3927	Socket, main	Insert plug, large	GM/A/11533	2	C	"
3081	Socket, locating	GM/B/11521/960	—	C	"
4029	Spacer, steel, $\frac{9}{16}$ in. o.d. $\times \frac{5}{16}$ in. i.d. $\times \frac{7}{8}$ in. long.	GM/A/11719	6	C	"
3925	Resistor, 14 ohms.	H.A. Birch, Pt. No PA.8	GM/C/11804/S. Item 1576.	1	C	"
	Socket assembly:—					
4347	Socket, on "Reel", 28-volt	GM/C/11354/951	—	A	"
4348	Socket, on "Reel", 112 volt	GM/C/11354/952	—	A	"
	Spares:—					
4367	Disc, insulating	For 28 volt and 112 volt Sockets	GM/C/11354/956	1	C	"
4365	Housing, inner	For 28 volt Socket	GM/C/11354/954	1	B	"
4366	Housing, inner	For 112 volt Socket	GM C/11354/955	1	B	"
4370	Housing, outer	For 28 volt and 112 volt Sockets	GM/C/11354/960	1	C	"
4369	Main terminal, straight, $\frac{1}{2}$ in. diam. cable, $\frac{3}{8}$ in. bolt, 300 amp., CU/LUG,E.13	For 28 volts and 112 volt sockets	DM/C/11354/958	4	C	"
4368	Plug, main	For 28 volt and 112 volt Sockets	GM,C/11354/957	2	C	"
5417	Washer, overload	For Ref. No. 2400	50/03A/164	—	C	"

RESTRICTED

RESTRICTED

AIRCRAFT STANDARD GROUND SERVICING TROLLEYS, ELECTRICAL
SECTION 4FE—cont.

1	2	3	4	5	6	7
	TROLLEY, servicing, electrical and starting 12/50 KW, 28/112 volt—cont.					
	Other spares—cont.					
5418	Washer, rebound	} For Ref. No. 2400	50/03A/165	—	C	each
5579	Washer, special		GM/C/11544/ Item 1302	—	C	"
5591	Washer, special		Comprising:—Frame draw bar and holder brake stop. For Ref. No. 2400.	GM/C/11544/ Item 1303	—	C
5590	Welded assy.	—			C	"
2394	TROLLEY, servicing, electrical and starting 10/40 KW., 112 volt.		—	A	"
	Comprising:—					
	Board, mounting assemblies:—	Not issued complete, components to be demanded separately.				
3208	Mounting assy., regulator. voltage, auto- matic	Referenced for record purposes only	KD/2610C/S	1	A	"
	Comprising:—					
—	Fuse, unit, 5-amp., Type A	Reference 5A/3444 (Slydlock, X.5341) ..		2	—	—
—	Fuse, H.R.C., 60-amp.	Reference 5A/4114 (English Electric Type T.1160)		2	—	—
—	Lamp, filament, 32 volts, 6-watt, M.E.S. 15 mm.	For control panel. Reference 5L/9951793 ..		1	—	—
—	Regulator, voltage	Ref. No. 4230		1	—	—
—	Spares:—					
—	Carbon pile, 73 mm. approx. ..	Ref. No. 3349. Comprising: 34 carbon rings to Spec. 30103 and 18 carbon rings to Spec. 30105		1	—	—
3078	Regulator, voltage, Type 23/75725	KD/2610C/S/6	1	B	each
	Spares:—					
3350	Carbon pile, 73 mm. approx. ..	Comprising 49 carbon rings to Spec. 30107 and 48 carbon rings to Spec. 30109.	X.5482	1	C	set
3210	Relay, changeover, 28 volts Type 156/230/G4/28T	KD/2610C/S/10	1	B	each
2991	Relay, changeover and over voltage, 112 volts.	Type 156/3600/G4/112T	KD/2610C/S/7	2	B	"

RESTRICTED

RESTRICTED

AIRCRAFT STANDARD GROUND SERVICING TROLLEYS, ELECTRICAL

SECTION 4FE—cont.

RESTRICTED

1	2	3	4	5	6	7
	TROLLEY, servicing, electrical and starting, 10/40 KW, 112 volt—cont.					
	Comprising—cont.					
	Board, mounting assemblies—cont.	Not issued complete, components to be demanded separately.				
	Mounting assy, regulator, voltage, auto- matic—cont.	Referenced for record purposes only				
	Comprising—cont.					
3209	Relay, over voltage, 28 volts Type 605/TS/1632	KD/2610C/S/8	1	B	each
	Resistor, adjustable:—	Model P.F.3				
3178	500 ohms, 30 watt	KD/2610C/S/11	1	C	"
3188	800 ohms, 30 watt	KD/2610C/S/15	2	C	"
3187	1,500 ohms, 30 watt	KD/2610C/S/12	1	C	"
3189	Relay, mounting board assy	Not issued complete, components to be demanded separately.		1	A	"
	Comprising:—					
—	Relay, overload	Ref. No. 1954		1	—	—
—	Coil assy	Ref. No. 3528. For Ref. No. 1954		1	—	—
—	Relay, reverse current	Ref. No. 1955		2	—	—
—	Coil assembly	Ref. No. 3529. For Ref. No. 1955		1	—	—
	Spares:—	For Ref. Nos. 1954 and 1955.				
	Brush, laminated bridging, main contact.	Ref. No. 3527		1	—	—
	Contact, carbon arcing tips	Ref. No. 3520		4	—	—
—	Contact, finish, auxiliary	Ref. No. 3523		2	—	—
—	Contact, main, L.H.	Ref. No. 3525		1	—	—
—	Contact, main, R.H.	Ref. No. 3526		1	—	—
—	Contact, moving auxiliary	Ref. No. 3524		2	—	—
—	Spring	Ref. No. 3521. For finish carbon contact		2	—	—
—	Spring	Ref. No. 3522. For moving carbon contacts		2	—	—
3199	Contact, 400 amps, 28 volts	KD/3126D/5/10	1	A	each
3203	Coil, operating	KD/3609A	1	C	"
3200	Contact, fixed	KD/3607A	1	C	"

RESTRICTED

AIRCRAFT STANDARD GROUND SERVICING TROLLEYS, ELECTRICAL

SECTION 4FE—cont.

1	2	3	4	5	6	7
	TROLLEY, servicing, electrical and starting, 10/40 KW, 112 volt—cont.					
	Comprising—cont.					
	Contact, 400 amps, 28 volts—cont.					
3201	Contact, moving	KD/3608A	1	C	each
3204	Resistor	KD/3610A	1	C	"
3195	Spring, contact pressure	KD/3603A	1	C	"
3198	Switch, changeover	Serial No. of Trolley to be quoted when de- manding.	KD/3606A	1	B	"
3211	Contact, 600 amps, 122 volts	KD/3126D/5/9	1	A	"
3196	Coil, operating	KD/3604A	1	C	"
3193	Contact, fixed	KD/3601A	1	C	"
3194	Contact, moving	KD/3602A	1	C	"
3197	Resistor	KD/3605A	1	C	"
—	Spring, contact, pressure	Ref. No. 3195		1	—	—
—	Switch, changeover	Ref. No. 3198. Serial No. of Trolley to be quoted when demanding.		1	—	—
—	Engine, Rolls Royce, B.60, Mark 50G	See Section 61 BU, A.P.2173G, Vol. 3, Part 1, 1st Edition.		1	—	—
5777	Exhaust, silencer, flame trap	KD/9252/C	1	B	each
3179	Generator assembly, 10 kW, 28 volts	KD/1863D/8	1	A	—
—	Armature assembly	C/w Fan, bearings and locknut. Reference 42AJ/67.		1	—	—
—	Bearing, ball, journal, single row:— 1½ in. bore, 3½ in. ext. diam., 7½ in. wide	Reference 2A/9501303 (Hoffman MS.12)		1	—	—
—	Bearing, parallel, roller journal:— 1½ in. bore, 3½ in. ext. diam., ¾ in. wide	Reference 2A/9500533 (Hoffmann RLS13)		1	—	—
—	Brush, carbon, grade 19:— 1¼ in. × ½ in. × 1¾ in. long	Reference 42AJ/59		12	—	—
—	Cap, bearing, D.E.:— Inner	Reference 52AN/29		1	—	—
—	Outer	Reference 42AM/30		1	—	—

RESTRICTED

RESTRICTED

AIRCRAFT STANDARD GROUND SERVICING TROLLEYS, ELECTRICAL

SECTION 4FE—cont.

1	2	3	4	5	6	7
	TROLLEY, servicing, electrical and starting, 10/40 KW, 112 volt—cont.					
	Comprising—cont.					
	Generator assembly, 10 kW, 28 volts—cont.					
	Cap, bearing, G.E.:—					
—	Inner	C/w studs and seal. Reference 24AJ/60 ..		1	—	—
—	Outer	Reference 42AM/31		1	—	—
6216	Cover, end plate	L11-47-B	1	B	each
—	Spring, bush holder	Reference 42AJ/64		12	—	—
—	Washer, felt, D.C. bearing:—					
—	Inner	Reference 42AJ/66		1	—	—
—	Outer	Reference 42AJ/65		1	—	—

RESTRICTED

RESTRICTED

62a

AIRCRAFT STANDARD GROUND SERVICING TROLLEYS, ELECTRICAL
SECTION 4FE—*cont.*

1	2	3	4	5	6	7
	TROLLEY, servicing, electrical and starting					
	10/40 KW, 112 volt—<i>cont.</i>					
	Comprising—<i>cont.</i>					
	Generator assembly 10 kw, 28 volts—<i>cont.</i>					
3190	Washer, felt, G.E., bearing	L11-39D	1	C	each
3180	Generator assembly, 40 k.w., 112 volts	KD/3061D/S	1	A	..
3181	Armature, fan and flywheel assembly	A balanced assembly, must not be separated	KD.3600C	1	A	..
—	Bearing, parallel roller, journal: 2½ in. bore, 5½ in. ext. diam., 1¼ in. wide	Reference 2Q/9500541 (Hoffmann RMS17)		1	—	—
3084	Brush, carbon, split 2 × (1¼ in. × ⅜ in. × 1¼ in.) L.F.C.3.	Spec. S.P.15	SPC.34716	5	C	prs.
3182	Cap, bearing, inner	A.1035	1	C	each
3183	Cap, bearing outer	B.1146	1	C	..
3160	Coupling, flexible	Between generator drive	KD.2155B	1	B	..
3228	Coupling, interspline	KD.2142	1	C	..
3186	Holder, carbon brush, 1¼ in. × ¾ in.	D.1076/4/6	12	C	..
3184	Washer, felt, inner	KD.17167A	1	C	..
3185	Washer, felt, outer	L8.31C	1	C	..
—	Instrument panel assembly, 28 volts:—					
—	Ammeter, 0-400A, M.C.	4 in. square. Flush mounting. Reference 5Q/25714		1	—	—
3192	Resistance, toroidal, 14 ohms	KD/3123C/5/6	1	B	each
3530	Knob	For Ref. No. 3192	DR.106	1	C	..
—	Shunt, 400 amps.	For ammeters. Reference 5Q/25785		1	—	—
3295	Switch, push button, single station:— Green	CRABTREE 20219	1	B	each
3294	Red	CRABTREE 20219	1	B	..
—	Voltmeter, 0-40 volts, M.C.	4 in. square. Flush mounting (28 volts gradu- ated in red.) Reference 5Q/25715.		1	—	—
—	Instrument panel assembly, 112 volts:—					
—	Ammeter, 0-1500A, N.C.	4 in. square. Flush mounting. Reference 5Q/25713.		1	—	—
3191	Fuse unit, Type C	Reference 4A/3446 (Slydlock X.5344)		1	—	—
—	Resistance, toroidal, 120 ohms		1	B	each

RESTRICTED

63

RESTRICTED

AIRCRAFT STANDARD GROUND SERVICING TROLLEYS, ELECTRICAL
SECTION 4FE—cont.

1	2	3	4	5	6	7
	TROLLEY, servicing, electrical and starting					
	10/40 KW. 112 volt—cont.					
	Comprising—cont.					
	Instrument panel assembly, 112 volts—cont.					
—	Knob	Ref. No. 3530. For Ref. No. 3191		1	—	—
—	Shunt, 1,500 amps.	For Ammeter. Reference 5Q/25784		1	—	—
—	Switch, push button, single station:					
—	Green	Ref. No. 3295		1	—	—
—	Red	Ref. No. 3294		1	—	—
—	Voltmeter, 0-150 volts, N.C.	4 in. square. Flush mounting (112 volts and 118 volts, graduated in red). Reference 5Q/25716.		1	—	—
—	Light fitting, roof, 28 volts (white)	C/w lampholder. Ref. No. 3202.		1	—	—
—	Glass, white	Ref. No. 3156		1	—	—
—	Ring, clamp securing, glass dome	Ref. No. 3355		2	—	—
—	Washer, flexible steel	Ref. No. 3159		1	—	—
3205	Light fitting, roof, 112 volts (amber)	C/w lampholder	KD/2969D/S2	1	A	each
—	Glass, amber	Ref. No. 3157		1	—	—
—	Washer, flexible steel	Ref. No. 3159		1	—	—
—	Accessories:—					
—	Battery, 12 volt	Reference 16E/4027		1	—	—
—	Extinguisher, fire	Reference 53Y/82		1	—	—
—	Bracket, fire extinguisher	Reference 53Y/16		1	—	—
—	Spares:—					
—	Adaptor, thermometer	C/w bulb MV.40. Reference 16E/20667		1	—	—
5585	Axle, front		KD.1860C	—	B	each
—	Block, terminal, 4 way, Type C7027	Reference 42AN/108		4	—	—
—	Block, terminal, 6 way, Type C7029	Reference 42AN/107		4	—	—
—	Board, control	(Panel generator No. 1, Mk. 2/I) Reference 16E/20481.		1	—	—
3787	Bowl, filter	For Zenith, Type 1A, Fule Filter	KD/2521/C/S/8	—	C	each
4592	Bracket, radiator mounting, near side		KD/6776/D/S	—	C	..
4593	Bracket, radiator mounting, off side		KD/6777/D/S	—	C	..
—	Brake assembly:—					
4199	Adjuster		GB/48950	—	C	..
4323	Arm, brake, pivot		KD/1949A/D/S/14	—	C	..
4322	Arm, brake, single		KD/1607A/D/S/12	—	C	..

RESTRICTED

RESTRICTED

AIRCRAFT STANDARD GROUND SERVICING TROLLEYS, ELECTRICAL

SECTION 4FE—cont.

1	2	3	4	5	6	7
	TROLLEY, servicing, electrical and starting, 10/40 KW, 112 volt—cont.					
	Spares—cont.					
	Brake assembly—cont.					
4325	Collar, spacing	Ref. No. 4502	KD/1949A/S15	—	C	each
—	Drum, brake	—	—	—
4198	Expander	GB/46272	—	C	each
4327	Fork, end	KD/2664A/D/S/5	—	C	"
4133	Pin, brake, 3-way	KD/1591A	—	C	"
4321	Pin, brake, welded together with double brake arm.	{ KD/1591A/D/S/16 KD/1608A/D/S/13	—	C	set
4326	Pin, fulcrum	KD/2666A/D/S/3	—	C	each
4324	Pin, pivot	KD/2668A/D/S/21	—	C	"
3981	Rod, brake, front	C/w Fork end and locknut	KD/1952A	—	B	"
4016	Rod, brake, N.S. wheel	KD/1950A	—	C	"
4017	Rod, brake, O.S. wheel	KD/1951A	—	C	"
4064	Shoe, brake, Girling, 7 in.	—	C	"
4215	Spring, return, shoe adjustment end	GB/43259	—	C	"
4216	Spring, return, shoe expanding end	GB/43258	—	C	"
3206	Cable, 28 volts, 40 ft long	C/w NATO socket	KD/2772B	1	B	"
3207	Cable, 112 volts, 40 ft long	C/w NATO socket	KD/2773B	1	B	"
3930	Cable, and conduit assembly	FV.816044	—	C	"
3976	Cable, and conduit assembly	FV.816045	—	C	"
4441	Cap, filler petrol	1	C	"
—	Cap, hub	Ref. No. 4500. For wheels Ref. Nos. 4062 and 4063.	—	—	—
4264	Cap, protective, for socket 28V	1	C	each
4263	Cap, protective, for socket 112V	1	C	"
4890	Cowl, fan and air cooler assembly	1	A	"
—	Drum, brake	Ref. No. 4502	—	—	—
4402	Elbow, moulded rubber	Water hose fitted to radiator inserted by Mod./ Elect./S26.	KD.2978B	—	C	each
4445	Fan, six bladed	RE.24727	1	A	"
—	Filter, fuel, c/w adjusting unions, plate type	Reference 16K/30685. Zenith Mark 1, 011514	1	—	—

RESTRICTED

RESTRICTED

AIRCRAFT STANDARD GROUND SERVICING TROLLEYS, ELECTRICAL

SECTION 4FE—cont.

1	2	3	4	5	6	7
	TROLLEY, servicing, electrical and starting, 10/40 KW, 112 volt—cont.					
	Spares—cont.					
	Filter, fuel, c/w adjusting unions, plate type —cont.	Reference 16K/30685.	Zenith Mark 1, 011514			
	Spares:—	References:—	Zenith Pt. Nos.:—			
—	Adaptor	16K/31805	04499	2	—	—
—	Body, filter	16K/30690	011509	1	—	—
—	Bowl, glass	16K/31590	25001	1	—	—
—	Elbow, petrol	16K/	05816	2	—	—
—	Element unit, assembled, complete ..	16K/30700	011512	1	—	—
—	Liner	16K/31806	08394	2	—	—
—	Nut, union	16K/31803	011227	2	—	—
—	Plug, elbow	16K/28600	0775	2	—	—
—	Screw, air vent	16K/29890	9921	2	—	—
—	Screw, clamping stirrup, complete ..	16K/31600	25520	1	—	—
—	Washer	16K/31804	17597	2	—	—
—	Washer	16K/31570	22841	2	—	—
—	Washer, cock seating, for bowl	16K/31580	23368	1	—	—
—	Washer, fibre	16K/28390	06101	4	—	—
—	Washer, fibre	16K/30510	11003	2	—	—
6417	Flap, Dunlop, M.7, 400 × 8, 16 × 14	1	C	each
—	Fuse, 400 amp, H.R.C.	Reference 5CZ/5461	(English Electric, Type 85TM).	1	—	—
—	Fuse, 500 amps, H.R.C.	Reference 5A/4428	(English Electric, Type 86TT).	1	—	—
3141	Gasket, exhaust	—	C	each
6399	Gasket, exhaust outlet	1	C	"
6398	Gasket, silencer	1	C	"
3999	Gauge, fuel contents	—	C	"
—	Gauge, thermometer, MV.348	Reference 16E/20666	1	—	—
4888	Guard, fan	1	B	each
3842	Handle and catch	Securing sliding doors and canopy	—	C	set
			KD.2522B/S			
			KD.9307A			
			KD.9306A			
			London Bayham Ltd. 16921.			
			KD.7944D			
			KD.2548/B/S			

RESTRICTED

RESTRICTED

AIRCRAFT STANDARD GROUND SERVICING TROLLEYS, ELECTRICAL

SECTION 4FE—cont.

1	2	3	4	5	6	7
	TROLLEY, servicing, electrical and starting, 10/40 KW, 112 volt—cont.					
	Spares—cont.					
3810	Hose, engine to radiator bottom		—	C	each
3809	Hose, engine to radiator top	KD.2978B	—	C	"
3607	Indicator, revolution 0-4,000 r.p.m.	Smiths AT.RC.5597	—	A	"
—	Lamp, filament, 30 volts, 15 watts	Pygmy B.C. Reference 5L/9954228		1	—	—
—	Lamp, filament, 120 volts, 15 watts	Pygmy B.C. Reference 5L/9964240		1	—	—
4427	Mounting, anti-vibration	For radiator	RF/1313	—	C	each
4444	Mounting	For control box			C	"
4891	Pad, mounting, radiator	KD.7941B	1	C	"
3140	Pipe, exhaust	KD.2734C	—	C	"
3532	Pipe, exhaust, stub silencer end	KD.1385A	—	C	"
3531	Pipe, exhaust, "Y" piece to silencer end	KD.2786	—	C	"
3758	Pipe, filter to pump	C/w unions and ferrules	KD.1610B	—	C	"
4775	Pipe, flex, oil $\frac{3}{4}$ Gas with fittings	(Oil cooler/filter) 4 ft		1	C	"
4774	Pipe, flex, oil $\frac{3}{4}$ Gas with fittings	(Pump/oil cooler) 5 ft 2 in.		1	C	"
3757	Pipe, fuel tank to filter	C/w unions and ferrules		—	C	"
4018	Pipe, line, c/w unions	From oil pressure gauge to engine	KD/1344C	—	C	"
4893	Radiator, panel assy.	KD/2919/9	—	C	"
4430	Radiator, Type T.L.100	KD.6703D/S	1	A	"
4472	Cap, radiator, 7 lb pressure	KD.7957D	1	A	"
4106	Tap, drainpipe	RE 3850	1	C	"
4067	Rod, throttle	KD/2333B	—	C	"
4442	Seal, oil	For wheel Ref. No. 4063	3/WDU/4320	—	C	"
3744	Socket, brass, Type D1	For cable	Ross Courtney 13D/1	—	C	"
4396	Spring, front, complete	KD.2531-C/S Item 6	—	C	"
4543	Spring, rear, main	7 leaf		—	C	"
6145	Switch, D.P., diamond, H.L.T.P.	3874	1	C	"
5206	Switch, ignition	KD/2530/C ₁ S ₁ /10	—	C	"
3212	Tachometer, drive	From engine to rev. counter, 4 ft 3 in. long, square both ends.		1	C	"

RESTRICTED

RESTRICTED

AIRCRAFT STANDARD GROUND SERVICING TROLLEYS, ELECTRICAL

SECTION 4FE—cont.

1	2	3	4	5	6	7
	TROLLEY, servicing, electrical and starting, 10/40 KW, 112 volt—cont.					
	Spares—cont.					
4420	Tank, fuel		1	B	each
4196	Tap, petrol, $\frac{1}{4}$ in.	Rotherham No. 7	—	C	"
4767	Tap, radiator	Petbow SPD13155	1	C	"
6475	Towing arm frame	KD.2398D	1	B	"
—	Wheel, front, 4 in. x 8 in.	Ref. No. 4062		2	—	—
—	Wheel, rear, 4 in. x 8 in.	Ref. No. 4063		4	—	—
2353	TROLLEY, servicing, electrical and starting, Mark 5.	20 kW		—	A	each
	Comprising:—					
	Engine, Ford Zephyr	Reference 42AK/300		—	—	—
2961	Generator	20kW, 28.5 volt, 700 amp	ESC/2	1	A	each
	Spares:—					
2962	Armature	Complete, less bearings	ESC/2/112	1	A	"
—	Bearing, ball, journal, single row, rigid, 2 in. x $4\frac{1}{2}$ in. x $1\frac{1}{8}$ in.	Reference 2A/9501309. For Drive end		1	—	—
—	Bearing, parallel roller, journal, single row, rigid, 2 in. x $4\frac{1}{2}$ in. x $1\frac{1}{8}$ in.	Reference 2A/9500540. For Commutator end		1	—	—
2963	Brush-gear assembly		1	A	each
2965	Box, brush, 1 in. x $\frac{3}{4}$ in.	C/w clamp to Whit. $\frac{3}{8}$ in. spindle	KT.75	12	C	"
—	Brush, copper, graphite, 1 in. x $\frac{3}{4}$ in. sect.	Ref. No. 2964		12	—	—
2967	Brush, paxolin	ESC/2/56	4	C	each
2966	Spindle, brush	ESC/29	4	C	"
2968	Washer, paxolin	ESC/3/91	8	C	"
2969	Coil, shunt, field	ESC/20	4	C	"
2985	Light assembly, "obstruction"	BMAC/106	2	A	"
	Spares:—					
2981	Base, S.B.C., 6-hole	B/1	1	C	"
—	Glass, red, prismatic	Reference 16E/21859		1	—	—
—	Lampholder, S.B.C.	Reference 16E/20058		1	—	—
—	Lamp, filament, 12 volt, 6 watt	Reference 5L/9952248 or 9952249		1	—	—

RESTRICTED

RESTRICTED

AIRCRAFT STANDARD GROUND SERVICING TROLLEYS, ELECTRICAL

SECTION 4FE—cont.

1	2	3	4	5	6	7
	TROLLEY, servicing, electrical and starting,	20 kW				
	Mark 5—cont.					
	Comprising—cont.					
	Light assembly, "obstruction"—cont.					
	Spares:—cont.					
2984	Ring, rubber		R/13	1	C	each
—	Ring, screwed	Reference 16E/21861		1	—	—
—	Light assembly, "Power-on"	Reference 16E/21926		1	—	—
	Spares:—					
—	Base, S.B.C. 6-hole	Ref. No. 2981		1	—	—
—	Glass, clear, deep well	Ref. No. 1992		1	—	—
2982	Lampholder, S.B.C.		2/400	3	B	each
—	Lamp, filament, 35 volt, 15 watt, B.C. ..	Reference 5L/9954221		1	—	—
—	Ring, rubber	Ref. No. 2984		1	—	—
2980	Light assembly, "Roof"		BMAC/106	2	A	each
	Spares:—					
—	Base, B.S.P., 6-hole	Ref. No. 2981		1	—	—

RESTRICTED

68a

RESTRICTED

AIRCRAFT STANDARD GROUND SERVICING TROLLEYS, ELECTRICAL
SECTION 4FE—cont.

1	2	3	4	5	6	7
	TROLLEY, servicing, electrical and starting, Mark 5—cont.					
	Comprising—cont.					
	Light assembly, "Roof"—cont.					
	Spares—cont.					
—	Glass, self coloured prismatic	Reference 16E/21784		1	—	—
—	Lampholder, S.B.C.	Ref. No. 2982		1	—	—
—	Lamp, filament, 35 volt, 15 watt, S.B.C.	Reference 5L/9952299		1	—	—
—	Ring, rubber	Ref. No. 2984		1	—	—
2970	Panel, control		ESC/80	1	A	each
	Spares:—					
—	Ammeter, battery charging circuit ..	Reference 16E/5282		1	—	—
—	Ammeter, M.C. 0-1, 600 amps. D.C. ..	Reference 5Q/25700		1	—	—
4254	Block, terminal, 10 point bakelite ..	With moulded insert, 4 $\frac{1}{16}$ in. long, $\frac{15}{16}$ in. \times $\frac{33}{32}$ in. Fixing centres $3\frac{3}{8}$ in.	Houchin ESC/80/ 43	—	C	each
—	Box, fuse	Reference 16E/22404		1	—	—
—	Fuse, 35 ampere	Reference 16E/1863		1	—	—
3169	Cable, choke control, 6 ft. long ..			—	B	each
2988	Cable, tachometer drive, 6-ft. long ..		ESC/84	1	B	"
3168	Cable, throttle control, 6-ft. long ..				B	"
3176	Contactor assembly, 28 volt, D.C. ..		ESC/8/38	1	V	"
—	Contact, fixed, main	Ref. No. 2974		2	—	—
—	Contact, moving, main	Ref. No. 2973		2	—	—
2720	Cover, fuse-box		385038	1	C	each
—	Cut-out	C.A.V., Type ZB.2412, Auto No. 7, c/w cover ZA/2413, Ref. No. 3982		1	—	—
—	Gauge, fuel contents	Reference 16E/19758		1	—	—
—	Gauge, oil pressure	Reference 16B/6202		1	—	—
—	Gauge, temperature	Reference 16B/6242		1	—	—
2971	Pad, mounting, anti-vibration		ESC/1/71	4	C	each
2975	Regulator, voltage, carbon pile		ESC/80/37	1	A	"
—	Resistor, 10.9 ohms, w/w, Type J12 ..	Ref. No. 3567		1	—	—
—	Resistor, 78 ohms, Type J12	Ref. No. 2805		1	—	—
—	Relay, overload, overvolts, and reverse current.	Ref. No. 3167		3	—	—
—	Coil, overvolts, relay	Ref. No. 3566		1	—	—

RESTRICTED

69

RESTRICTED

AIRCRAFT STANDARD GROUND SERVICING TROLLEYS, ELECTRICAL
SECTION 4FE—cont.

1	2	3	4	5	6	7
	TROLLEY, servicing, electrical and starting,					
	Mark 5—cont.					
	Comprising—cont.					
	Panel Control—cont.					
	Spares—cont.					
	Regulator, voltage, carbon pile—cont.					
	Coil, reverse current relay	Ref. No. 3565		1	—	—
3828	Oil dashpot and plunger	For overvolts relay	} For Ref. No. 3167 ..	1	C	each
3170	Switchette, micro, Type V.3		—	B	"
	Resistance, ballast, semi-adjustable	Reference 5UC/1015		1	—	—
	Resistance, trimmer, w/w, 27 ohms, Type J12.	Ref. No. 3587		1	—	—
2976	Resistance, variable, 44 ohms, 6 watt ..	Wire wound. C/w knob		1	B	each
5149	Resistance, variable, 44 ohms	525/44 ohms		B	"
	Shunt, ammeter, 75 millivolts	Reference 5Q/25701		1	—	—
3165	Switch, C/O, 7 packet, 250 volt, 10 amp., AC/DC		—	B	each
	Switch, magnetic, engine starting	Reference 16E/23323		1	—	—
	Switch, push button:—	Type PB3				
	Contactor, off (red)	Ref. No. 2979		1	—	—
	Contactor, on (green)	Ref. No. 2978		1	—	—
	Engine, starting	Reference 16E/6314		1	—	—
	Switch, toggle (obstruction and panel lights).	Reference 16E/12866		4	—	—
3166	Tachometer, 0-4,000 r.p.m.	C/w hour meter, calibrated at 2,880 r.p.m. ..		1	A	each
	Voltmeter, M.C., 0-40 volt, D.C. ..	Reference 5Q/25699		1	—	—
	Spares:—					
4059	Adjuster, brake tension		1	C	each
3954	Arm, towing and steering		1	B	"
4546	Block and double pulley wheel complete ..	For brake wire (Kendrick 1½")		—	C	"
2999	Box, cable	ESC/134	—	B	"
4319	Box, towing, c/w spring	For 2 in. towing eye		1	B	"
	Cable, electric, welding, TRS.2200/0076	Reference 5E/3918		4X	—	—
	Cable, quadrasheath ground 19	Reference 5E/2985		40 ft.	—	—
4605	Cap, fuel tank	ESC/171,2	40 ft.	—	—
				1	C	each

RESTRICTED

RESTRICTED

AIRCRAFT STANDARD GROUND SERVICING TROLLEYS, ELECTRICAL
SECTION 4FE—*cont.*

1	2	3	4	5	6	7
	TROLLEY, servicing, electrical and starting,					
	Mark 5—<i>cont.</i>					
	Spares—<i>cont.</i>					
3006	Carrier, battery	ESC/168	—	B	each
3852	Coupling	From engine flywheel to generator	ESC/23	1	C	„
—	Disc, flexible	Type F.1382/B1. Ref. No. 3009		1	—	—
—	Stud, coupling to flexible disc	Ref. No. 3912		3	—	—
—	Stud, flywheel to flexible disc	Ref. No. 3913		3	—	—
2998	Door, canopy	ESC/132	—	B	set
4057	Eye, towing		1	C	each
3000	Fastener, canopy door (rod end)	ESC/137	—	C	„
—	Gasket, rubber	Ref. No. 3001		—	—	—
5567	Hub, stud, Mark 1A	C/w all parts and 6 in. brake	ESC/115/21	—	B	each
4058	Lever, brake		1	C	„
3213	Lug, cable cast-brass	ESC/80	2	C	„
2997	Nipple, grease	ESC/115	—	C	„
3151	Petrol tank unit (7U/9275)	Length of arm mod. to 17 in. centre pin to float end.		—	C	„
—	Pin, towing, rear	Ref. No. 3010		—	—	—
4576	Pipe, petrol, flexible	18/9288A	—	C	each
2996	Plug, and socket, 5 amp.	ESC/115/26	—	C	„
5178	Pulley, brake, single, Kendrick 1½"		—	C	„
—	Socket, moulded, rubber	Ref. No. 2655		1	—	—
—	Spring leaf assemblies:—					
3762	Front	ESC/115/23	1 pair	C	pair
4474	Rear	ESC/115/24	1 pair	C	„
—	Spring	Ref. No. 3784. Comprising: ESC/212 qty. 1 off ESC/211 and 210, qty. 2 off.		1 set	—	—
4438	Spring, main suspension, 1¾ in. x 24 ins. x 6 leaf, ¼ in. plate	C/w end fittings	Houchin, Item 4 ONO/6613945A/1390.	C	C	each
3007	Tank, fuel	ESC/171	—	B	„
4946	Tap, petrol	ES/1/40	1	C	„
3002	Toggle, Type DL.90, fasteners, door	ESC/130/19	—	C	„
5568	Wheel, road, split		—	C	„
3011	Wire, brake	ESC/115/19	—	C	„

RESTRICTED

RESTRICTED

AIRCRAFT STANDARD GROUND SERVICING TROLLEYS, ELECTRICAL
SECTION 4FE—cont.

1	2	3	4	5	6	7
4190	TROLLEY, servicing, electrical and starting, 35 KW. (I.C.E. driven)				A	each
	Spares:—					
	Auxiliary Output Panel:—					
	Spares:—					
--	Fuse link, 5 amp. A.M., Size 1	Reference 10H/0590144		2	—	—
--	Fuse link 15 amp., A.M., Size 1	Reference 10H/0590147		1	—	—
--	Fuse link, 30 amp. A.M., Size 2	Reference 10H/0590151		1	—	—
--	Holder, fuse	Reference 10H/9713818		1	—	—
--	Holder, fuse	Reference 10H/9321236		3	—	—
--	Socket, 2 pole, 5 amp. flanged	Reference 5A/2166		2	—	—
--	Socket, 2 pole, 15 amp. flanged	Reference 5A/2185		1	—	—
--	Socket, 2 pole, 25 amp., flanged	Reference 5A/2187		1	—	—
	Box, cable R.H.—L.H.:—					
--	Cable, electric, T.R.S. Dusheath 110/0-0076	Reference 5E/2975		81 ft.	—	—
--	Cable, electric, T.R.5. quadrasheath 110/0-0076	Reference 5E/2985		81 ft.	—	—
--	Cable, electric, welding T.R.S., 2200/0-0076	Reference 5E/3918		820 ft.	—	—
--	Lamp, filament, 24v., 6w. S.B.C.	Reference 5L/9952254		2	—	—
--	Lens, red	Reference 16E/22430		2	—	—
--	Light assembly, rear, type 488	Reference 16E/19612		2	—	—
--	Plug, 4 pole	Reference 10H/9402262		2	—	—
--	Reflector, red, 3 in. dia.	Reference 16B/7506		2	—	—
--	Reflector, white, 3 in. dia.	Reference 16B/7056		2	—	—
--	Socket, moulded rubber	Ref. No. 2655		2	—	—
5043	Switch, push button, Red class 9001, Type T.R. 2A.-ES2.		Square D	1	B	each
	Brake assembly:—					
--	Brake, 7 in. < 1¼ in. Girling	Ref. No. 4300		4	—	—
--	Cable, brake	Ref. No. 4522		1	—	—
--	Cable, brake	Ref. No. 4523		1	—	—
5037	Compensator, brake		Bramba 1227	2	B	each
--	Rod, brake	Ref. No. 4520		4	—	—
	Canopy spares:—					
5040	Handle, door		148/27	4	B	each
5041	Hinge, door, radiator		148/34	2	C	,

RESTRICTED

RESTRICTED

AIRCRAFT STANDARD GROUND SERVICING TROLLEYS, ELECTRICAL
SECTION 4FE—cont.

1	2	3	4	5	6	7
	TROLLEY, servicing, electrical and starting					
	35 KW. (I.C.E. driven)—cont.					
	Spares—cont.					
	Canopy spares—cont.					
5042	Hinge, door, side	148/35	8	C	each
5039	Lock assy., door, 3-way action	Jagger 764	4	B	"
—	Plug, 4 pole	Reference 10H/9403286		1	—	—
	Chassis Assembly:—					
—	Clip, hose No. 3	Reference 29E/9129562		8	—	—
—	Hose, water, rubber 2½ in. i.d. × 4 in. long	Reference 32C/9427738		4	—	—
5035	Pool mounting, radiator	148/3	2	C	each
—	Radiator, engine cooling	Ref. No. 4285		1	—	—
5047	Contact, main type 176, with 28 volt, d.c. coil 2 N.D. + 2 N.C. aux. contacts	176/A	2	A	each
5048	Coil, solenoid, 28 volts d.c.	115/2/16	2	C	"
5054	Contact, aux., moving	115/4/5	6	C	"
5052	Contact, aux., static N/C	115/4/3/NC	3	C	"
5053	Contact, aux., static N/O	115/4/3/ N.O.	3	C	"
5051	Contact, main, moving	115/1/22	2	C	"
5050	Contact, main, static	115/1/29	2	C	"
5049	Shield, arc	176/1/B	2	C	"
	Controls, Teleflex:—					
—	Cable, No. 2	Reference 16B/6380		22 ft.	—	—
—	Conduit, No. 2	Reference 16B/6353		18 ft.	—	—
—	Fork, sliding end No. 2	Reference 16B/6359		3	—	—
—	Engine Assy., A.E.C. 690/4A	Section 61AE		1	—	—
	Spares	<i>See A.P.2173.K, Vol. 3</i>		—	—	—
	Exhaust System:—					
—	Pipe, exhaust, flexible	Ref. No. 4518		1	—	—
—	Silencer	Ref. No. 4517		1	—	—
5036	Spark arrester	196/39	1	B	each
—	Tape, asbestos ¼ in. × ½ in.	Reference 32B/1023		150 ft.	—	—
—	Flexitor Unit No. 21	Ref. No. 4288 (Referenced for record purposes only)		4	—	—
	Comprising:—					
—	Arm, stub axic and back plate, L.II.	Ref. No. 4514		2	—	—

RESTRICTED

RESTRICTED

AIRCRAFT STANDARD GROUND SERVICING TROLLEYS, ELECTRICAL

SECTION 4FE—cont.

1	2	3	4	5	6	7
	TROLLEY, servicing, electrical and starting, 35 KW. (I.C.E. driven)—cont.					
	Spares—cont.					
—	Flexitor Unit, No. 21—cont.					
	Comprising—cont.					
—	Arm, stub axle and back plate R.H. . .	Ref. No. 4515		2	—	—
—	Bearing, roller taper	Reference 2A/9501026		2	—	—
—	Cap, hub	Ref. No. 4289		4	—	—
—	Drum, brake, 7 in. nominal	Ref. No. 4299		4	—	—
—	Flexitor unit, No. 21, 2,000 lb. load rating	Ref. No. 4294		4	—	—
—	Hub	Ref. No. 4291		4	—	—
—	Nut, Wheel, 1/2 in. B.S.F.	Ref. No. 4293		24	—	—
—	Seal, oil, hub to brake	Ref. No. 4297		4	—	—
—	Stud, wheel	Ref. No. 4292		24	—	—
—	Washer, "D" shaped for axle nut . . .	Ref. No. 4290		4	—	—
5058	Generator	28 volts 35KW.	ESD/7/A	1	A	each
	Spares:—					
—	Bearing, double spherical, Bore	Reference 2A/950085		1	—	—
	80 m.m. dia. 140 m.m. width 33 m.m.					
5068	Brush, carbon E.G.O. 2 in. x 1 in. x 1 in.	Morgan Crucible	24	C	each
5069	Brush, carbon H.M.6. 27 m.m. x 20	Morgan Crucible	6	C	"
	mm. x 10 m.m.					
5067	Bush, insulating	ESD/2/51	4	C	"
—	Circlip, external, 80 mm.	Reference 28N/2001721		1	—	—
5063	Cover, commutator endshield	ESD/7/22	1	B	each
5064	Cover, fan guard	ESD/3/8	1	B	"
5070	Disc, coupling, engine-generator	ESD/7/11	4	B	"
5060	Endshield, non-drive end	ESD/7/2	1	B	"
5055	Holder, brush	Morgan Crucible	24	C	"
			KT.77			
5030	Holder, brush, S.E.D. 20 mm. 10 mm.	Morgan Crucible	3	B	"
5061	Plate, bearing, retaining, inner	ESD/7/6	1	C	"
5062	Plate, bearing, retaining, outer	ESD/7/7	1	C	"
5059	Rotor assembly, complete with fan . . .	(Balanced assembly)	ESD/7/28	1	A	"
5065	Spindle, brush rocker	ESD/2/17	4	C	"
5066	Washer, insulating	ESD/2/50	8	C	"

RESTRICTED

RESTRICTED

AIRCRAFT STANDARD GROUND SERVICING TROLLEYS. ELECTRICAL
SECTION 4FE *cont.*

1	2	3	4	5	6	7
	TROLLEY, servicing, electrical and starting					
	35 KW. (I.C.E. driven) -cont.					
	Spares—cont.					
	Instruments Panel:—					
—	Ammeter, battery charging	Ref. No. 5157		1	—	—
—	Ammeter, moving coil, 0-3000 amps, red line at 1,250 amp. series A.H.	Reference 5Q/25985		1	—	—
5176	Contactora, U.C.2. T.P. coil 24 D.C.	M.T.F.	1	B	each
—	Diode, SX631	Reference 10CV/7021		4	—	—
—	Fuse link, A.M. Size 1, 5 amp.	Reference 10H/0590144		4	—	—
—	Fuse, link, A.M. Size 1, 15 amp.	Reference 10H/0590147		4	—	—
—	Gauge, temperature, oil and water	Reference 16B/7831		2	—	—
—	Holder, fuse	Reference 10H/9321236		8	—	—
5046	Instrumountine	Mctalastik PL90	4	C	each
—	Lamp, filament 24 volt 2.8 watt ME.S.	Reference 5L/9951297		2	—	—
—	Lamp, filament 28 volt 18 watts S.B.C.	Reference 5L/9953277		2	—	—
—	Light assembly, panel light	Reference 5L/5071		1	—	—
—	Plug, 6 way (square)	Reference 10H/18951		1	—	—
—	Plug, 6 way (square)	Reference 10H/9403286		2	—	—
—	Potentiometer, 50 Q.H.M. 7½ watt.	Reference 10W/9713838		1	—	—
—	Relay, overload, and reverse current	Ref. No. 3167		2	—	—
5045	Relay, CO3, 28 volt coil, 1 normally 15 amps. contact	B. & R.	2	B	each
—	Resistance, trimmer, w/w. 27 ohms, J12	Ref. No. 3587		1	—	—
—	Resistor, 100 ohms, T.G. 75	Reference 10W/0113296		2	—	—
—	Resistor, 50 ohms, 8486 35 W	Reference 10W/9713853		1	—	—
—	Resistor, 24 ohms, T.G. 62 B.T.H.	Reference 10W/0117856		2	—	—
—	Resistor, 6 ohms, T.G. 52 B.T.H.	Reference 10W/9483087		2	—	—
—	Resistor, 1.50 ohms, T.G.5 2 B.T.H.	Reference 10W/9483086		2	—	—
—	Shunt, 1,500 Amps. 75 MV	Reference 5Q/25986		1	—	—
—	Socket, 12 way	Reference 10H/0560180		2	—	—
—	Socket, 6 way (square)	Reference 10H/18921		3	—	—
—	Socket, 4 way (square)	Reference 10H/18923		6	—	—
—	Switchette, micro	Reference 5CW/4615		4	—	—
5044	Switch, push button. Black, class 9001 Type TR15A-ES2.	Square D	2	B	each

RESTRICTED

RESTRICTED

AIRCRAFT STANDARD GROUND SERVICING TROLLEYS, ELECTRICAL
SECTION 4FE—cont.

1	2	3	4	5	6	7
	TROLLEY, servicing, electrical and starting, 35 KW. (I.C.E. driven)—cont.					
	Spares—cont.					
	Instruments Panel—cont.					
—	Switch, push button, engine starting ..	Reference 16E/19590		1	—	—
—	Switch, push button, Red, class 9001 Type T.R.2A-ES.2	Ref. No. 5043		2	—	—
—	Switch, toggle, S.P. 10 amp.	Reference 16E/22115		3	—	—
—	Tachometer, 2000 r.p.m. c/w hour counter 0-999.9 hours, drive 1-73	Ref. No. 4397		1	—	—
—	Tachometer, drive, 11 ft. 6 in. (inner & outer)	Ref. No. 4902		1	—	—
—	Voltmeter, moving coil, 0-40 volts, red line at 28.5 volts series A.H.	Reference 5Q/25984		1	—	—
—	Light Assemblies:—					
5175	Light assembly, obstruction, with red deep well glass and S.B.C. holder.	B.MAC Model 106	2	B	each
	Spares:—					
	Base, S.B.C. hole	Ref. No. 2981		2	—	—
	Gasket, rubber	Ref. No. 3001		3	—	—
	Glass, deep well, red	Reference 16E/28159		2	—	—
	Lamp, filament, S.B.C. 28v. 7 watt	Reference 5L/9953271		2	—	—
—	Ring, rubber	Ref. No. 2984		3	—	—
—	Ring, screwed	Reference 16E/21861		3	—	—
5174	Light assembly, power 'on' with clear deep well glass and B.C. holder.		1	B	each
	Spares:—					
—	Glass, deep well, white	Reference 16E/27184		1	—	—
—	Lamp, filament, B.C. 35 volts, 15 watt	Reference 5L/9954221		1	—	—
5056	Protection unit, Type 215	215/A	1	A	each
	Spares:—					
—	Diode, 15-121	Reference 10CV/7040		12	—	—
—	Diode, S.Z.68A	Reference 10CV/0372194		6	—	—
—	Plug, 12 pole	Reference 10H/9560150		1	—	—
—	Potentiometer, 100 ohms	Reference 10W/9713838		4	—	—
5057	Relay, fitted with 9 ohms coil	145/B	2	B	each

RESTRICTED

76

RESTRICTED

AIRCRAFT STANDARD GROUND SERVICING TROLLEYS, ELECTRICAL

SECTION 4FE—cont.

1	2	3	4	5	6	7
	TROLLEY, servicing, electrical and starting, 35 KW (I.C.E. driven)—cont.					
	Spares—cont.					
	Protection unit, Type 215—cont.					
	Spares—cont.					
—	Resistor, 150 ohms	Reference 10W/0113467		2	—	—
—	Resistor, 100 ohms	Reference 10W/0113463		4	—	—
—	Resistor, 68 ohms	Reference 10W/0113459		2	—	—
—	Resistor, 50 ohms	Reference 10W/19456		2	—	—
4943	Regulator, voltage, automatic Type 213	213/A	1	A	each
	Spares:—					
—	Diode, SX62	Reference 10CV/7070		3	—	—
—	Diode, SX631	Reference 10CV/7021		6	—	—
—	Plug, 12 pole	Reference 10H/0560150		1	—	—
—	Resistor, 100 ohms 4.5 watt	Reference 10W/0113463		1	—	—
—	Resistor, 36 ohms 4.5 watt	Reference 10W/0113452		1	—	—
—	Resistor, 2K ohms 4.5 watt	Reference 10W/0113494		1	—	—
—	Tank, fuel, c/w contents gauge	Ref. No. 4286		1	—	—
5038	Cap, filler	Aston of Monza MB.2088C	1	B	each
—	Clip, hose, No. 3	Reference 28E/9129562		2	—	—
—	Gauge, fuel tank	Ref. No. 4287		1	—	—
—	Hose, rubber, 2½ in. i/d × 6 in. long ..	Reference 32C/460		1	—	—
	Wheel assy:—					
—	Cover, outer, 18 in. × 7 in. 8 ply	Reference 16T/956		4	—	—
—	Tube, inner, 18 in. × 7 in. c/w valve ..	Reference 16T/757		4	—	—
—	Wheel, industrial, 4.33 in. × 8 in. with H.D. clamp bolts.	Ref. No. 4301		4	—	—
4191	TROLLEY, servicing, electrical and starting, 35 KW, 28V, D.C.	Electric/driven			A	each
	Spares:—					
5689	Box, control, push button	SW/151160/1	1	A	..
5693	Block assy. contact, complete	G. Ellison S.325560	6	C	..
					A/T.	256

RESTRICTED

RESTRICTED

AIRCRAFT STANDARD GROUND SERVICING TROLLEYS, ELECTRICAL

SECTION 4FE—cont.

1	2	3	4	5	6	7
	TROLLEY, servicing, electrical and starting, 35 KW, 28V, D.C.—cont.	Electric/driven.				
	Spares—cont.					
	Box, control, push button—cont.					
—	Holder, lamp assy, mains, "ON" red, less lens.	Reference 10AE/9494899		1	—	—
—	Lamp, filament, pygmy, 230 V, 15W	Reference 5L/9964264		1	—	—
5692	Switch, push button:— A.C., motor stop		SW/151160/1/ Item 6.	1	C	each
5690	Green, contactor "ON"		Ellison S.325566	3	C	"
5691	Red, contactor "OFF"		Ellison S.325565	2	C	"
5628	Box, resistance starting, complete		14486	1	A	"
5629	Resistance, starting, R1 and R5		14486, R1 & R5	2	B	"
5630	Resistance, starting, R2		14486, R2	1	B	"
5631	Resistance, starting, R3		14486, R3	1	B	"
5632	Resistance, starting, R4		14486, R4	1	B	"
5633	Cable, brake assy		SIK.26361	1	B	"
—	Cover, outer, 18 × 7, 8 ply	Reference 16T/965		4	—	—
—	Cable, electric:—					
—	Metsheathground, trailer, 3/100, 5 core	Reference 5E/4514		85 ft	—	—
—	T.R.S. quadrasheath, 110/0076	Reference 5E/2985		170 ft	—	—
—	Welding, T.R.S., 2200/0078	Reference 5E/3918		680 ft	—	—
—	Flexitor suspension unit	C/w wheels, tyres and tubes, L.H. & R.H. Ref. No. 4288.		4	—	—
—	Arm, stub, axle and back plate mounting, L.H.	Ref. No. 4514		2	—	—
—	Arm, stub, axle and back plate mounting, R.H.	Ref. No. 4515		2	—	—
—	Bearing, roller, taper	Reference 2A/9501026		8	—	—
—	Brake, 7 in. × 1¼ in., Girling	Ref. No. 4300		2	—	—
—	Cap, hub	Ref. No. 4289		4	—	—
—	Drum, brake, 7 in. nominal	Ref. No. 4299		2	—	—
—	Flexitor unit, No. 21, 2,000 lb, load rating	Ref. No. 4294		4	—	—

RESTRICTED

RESTRICTED

AIRCRAFT STANDARD GROUND SERVICING TROLLEYS, ELECTRICAL

SECTION 4FE—cont.

1	2	3	4	5	6	7
	TROLLEY, servicing, electrical and starting, 35 kW, 28V, D.C.—cont.	Electric/driven.				
	Spares—cont.					
	Flexitor suspension unit—cont.					
—	Hub	Ref. No. 4291		4	—	—
—	Nut, wheel, ½ in. B.S.F.	Ref. No. 4293		24	—	—
—	Seal, oil, hub to brake	Ref. No. 4297		4	—	—
—	Stud, wheel	Ref. No. 4292		24	—	—
—	Washer, D shaped, for axle nut	Ref. No. 4290		4	—	—
5634	Generator, 35 kW, 28 watt, D.C.	Type No. F.31513G101/37	ST.73004	1	A	each
—	Bearing, roller	Reference 2A/9500540		1	—	—
5637	Brush, carbon, 1 in. × 1½ in., grade CM9.		ST.73004 item 9	28	C	each
—	Capacitor, 0.47 mfd, Type 296, AA/470K	Reference 10C/9805743		2	—	—
—	Capacitor, 1.0 mfd, Type C296, AA/A1M	Reference 10C/9479517		1	—	—
5638	Holder, brush, complete		ST.73004 item 10	28	C	each
5636	Plate, bearing retaining, inner		ST.73004 item 7	1	C	"
5635	Plate, bearing retaining, outer		ST.73004 item 6	1	C	"
5640	Spindle, brush holder		ST. 73004 item 12	4	C	"
5639	Spring, brush holder		ST. 73004 item 11	28	C	"
	Holder, lamp assy, complete, S.B.C.—					
5642	Amber lens, power on		1323 DCV	1	B	"
5641	Red lens, obstruction		Butlers	2	B	"
5643	Red lens, rear light		1323 AJV	2	B	"
—	Lamp, filament, 24 volt, 6 watt, S.B.C.	Reference 5L/9952254		5	—	—
5644	Motor, driving, A.C., 380V, 3 phase	Type No. 152F8DH, 769-804	ST.73004	1	A	each
—	Bearing, ball, H.D.E.	Reference 2A/9501309		1	—	—
—	Bearing, roller, drive end	Reference 2A/9500541		1	—	—
	Brush, carbon, grade CM.5949:—					
5650	With 7 in. pigtail		ST.73004, item 32	6	C	each
5649	With 9 in. pigtail		ST.73004 item 31	6	C	"
5651	Holder, brush, double		ST.73004 item 34	3	B	"
	Plate, bearing, retaining, drive end:—					
5646	Inner		ST.73004 item 17	1	C	"
5645	Outer		ST.73004 item 18	1	C	"

RESTRICTED

RESTRICTED

AIRCRAFT STANDARD GROUND SERVICING TROLLEYS, ELECTRICAL

SECTION 4FE—cont.

1	2	3	4	5	6	7
	TROLLEY, servicing, electrical and starting, 35 KW, 28V, D.C.—cont.					
	Spares— <i>cont.</i>					
	Motor, driving, A.C., 380V, 3 phase— <i>cont.</i>					
	Plate, bearing, retaining, non-drive end:—					
5648	Inner	ST.73004 item 19	1	C	each
5647	Outer	ST.73004 item 20	1	C	"
5652	Slip-ring, less short circuiting device	ST.73004 item 33	1	B	"
5653	Mounting, anti-vibration	HE.12574	3	B	"
	Panel, instrument and control:—					
5666	Ammeter, moving coil, 0-3 amp, D.C.	SK.71160/3 item 12	1	B	"
—	Ammeter, moving coil, 0-3,000 amp, D.C.	Reference 5Q/25969		1	—	—
—	Ammeter, moving iron, 0-200 amps, A.C.	Reference 5Q/25967		1	—	—
5667	Capacitor, suppressor, 1 mfd, 250 volt	Lucas 78115	2	C	each
5671	Contact, fixed, C.4618/11-2	Type 30AC 40871/10R/4	Electro Dynamic	1	A	"
5672	Contact, moving, C.4626/139A		1	C	"
5674	Spring, moving contact, C/4262/66-6		1	C	"
5668	Contact, single pole, 600 amps, D.C.	Type SW6/BC	Hurst Relays	2	A	"
5669	Coil, operating, 28 volt, Type SW6/19		2	B	"
—	Contact, fixed and moving	Ref. No. 3193		4	—	—
—	Resistor, economy, for operating coil	Ref. No. 3204		2	—	—
5670	Switch, auxiliary, normally open, Type SW6/14.		4	C	each
—	Fuse-link, 5 amp	Reference 10H/11718		1	—	—
—	Fuse-link, 10 amp	Reference 10H/9402085		6	—	—
—	Fuse-link, 15 amp	Reference 10H/9401811		1	—	—
—	Fuse-link, 25 amp	Reference 10H/9402343		1	—	—
—	Holder, fuse	Reference 10H/0120231		13	—	—
—	Holder, lamp indicator, power on	Reference 10AE/9429508		3	—	—
—	Lens, amber	Reference 10AT/9429509		2	—	—
—	Lens, blue	Reference 10AT/9431921		1	—	—
—	Holder, lamp, S.P.C., batten type	Reference 5CX/2783. For panel light		3	—	—
—	Lamp, filament, 24 volt, 20 watt, S.P.C.	Reference 5I/9952439		3	—	—

RESTRICTED

RESTRICTED

AIRCRAFT STANDARD GROUND SERVICING TROLLEYS, ELECTRICAL

SECTION 4FE- cont.

1	2	3	4	5	6	7
	TROLLEY, servicing, electrical and starting, 35 KW, 28V, D.C.— cont.					
	Spares—cont.					
	Panel, instrument and control—cont.					
5675	Mounting, anti-vibration	Silentbloc T.E.1157	4	—	—
—	Plug, 2 pole, Type C	Reference 5CY/590	4	—	—
5676	Plug, 12 way	Paignton & Co. 500690	4	B	each
5677	Rectifier, battery charging	Westinghouse 3A.1011.	1	B	..
5678	Relay, reverse current	SK/51160/4 item 13	1	B	..
5679	Resistance, battery charging, 5 ohm, 5 amp	SK/71160/3 item 44	1	C	..
5680	Resistance, 5 ohm, 5 amp, w/w tapped	SK/71160/3 item 71	1	C	..
—	Shunt, ammeter, 3,000 amp, 75 m.v.	Reference 5Q/25970	1	—	—
—	Socket, 2 pole, Type C	Reference 5CY/9012110	4	—	—
5681	Socket, 12 way	Paignton & Co. 500688	4	B	each
—	Strap, cable securing	Reference 5F/2279	—	—	—
—	Stud, for cable strap	Reference 5F/2307	—	—	—
5682	Switch, toggle, 3 amp, 250 volt	Arcoelectric G 100	4	B	each
—	Voltmeter, moving coil, 0-35 volt, D.C.	Reference 5Q/25968	1	—	—
5683	Panel, relay assembly	SK/4261/1	1	A	each
—	Lamp, indicator	Reference 10AE/9429508	3	—	—
—	Lens, amber	Reference 10AT/9429509	3	—	—
5684	Potentiometer, 200 ohms, w/w, 3 watt	SK/4261/1 item 20	1	C	each
—	Relay, magnetic, Type 57	Reference 5CW/6717	6	—	—
5654	Panel, starting, A.C. mains	SK/7361/2	1	A	each
5657	Contractor, main and S.L., 400 volt, 150 amp.	Triple pole, 230 volt coil	SK/7361/2 items 3 and 4.	2	A	..
5658	Contractor, S2, 400 volt, 150 amp	Triple pole, 230 volt coil	SK/7361/2 item 2	1	A	..
5659	Coil, operating contractor, 230 volt	M.T.E.	1	B	..
5661	Contact, main, fixed	MTE.D5/174/3	6	C	..
5660	Contact, main, moving	MTE.D5/827	3	C	..
5662	Spring, contact	MTE.D/149	3	C	..

RESTRICTED

RESTRICTED

AIRCRAFT STANDARD GROUND SERVICING TROLLEYS, ELECTRICAL

SECTION 4FE—cont.

1	2	3	4	5	6	7
	TROLLEY, servicing, electrical and starting, 35 KW, 28V, D.C.—cont.					
	Spares—cont.					
	Panel, starting, A.C. mains—cont.					
—	Fuse, cartridge	Reference 10H/23919		2	—	—
—	Fusc, cartridge, with lugs, 16 amp H.R.C.	Reference 10H/23853		3	—	—
5624	Power pack, A.V.R.	(And power supply for generator field) ..	SK/27161/2	1	A	each
5806	Diode, silicon rectifier, SCR.58		1	C	"
5656	Resistor, 25 ohms $\pm 5\%$, 5 watt, w/w	SK/27164/2 item 24	1	C	"
—	Resistor, 47 ohms, 3 watt, w/w	Reference 10W/0113288		1	—	—
5655	Resistor, 300 ohms $\pm 5\%$, 30 watt, w/w	SK/27161/2 item 4	1	C	each
5663	Relay, overload, and single phase preventer	MTE.UOL.11B	1	B	"
5664	Switch, isolator, mains, 400V, 3 phase, 150 amp.	MTE.UIS.03	1	A	"
5665	Transformer, 415 volt input, 230 volt output.	SK/71160/3	1	B	"
—	Plug, rubber, 6 pole, 100 amp	Rcfrence 5A/4807		1	—	—
5685	Protection unit, Type V.P.R.35	SK/211160/2	1	A	each
5686	Capacitor, 90 mfd, 250 volt, tantalum foil	Hunts T11TW320	2	C	"
5687	Potentiometer, 5K ohms, w/w. 3 watt	Colvern CLR.4201/ 75.	2	C	"
5688	Relay, under/over volts, 1,000 ohm coil ..	Post Office Type 3000	SK/211160/2, items 13 and 14.	2	A	"
—	Resistor, 470 ohms, 1 watt, 10% tolerance	Reference 10W/0215204		2	—	—
—	Resistor, 2.2K ohms, $\frac{1}{2}$ watt, 10% tolerance	Reference 10W/0215282		2	—	—
—	Resistor, 8.2K ohms, $\frac{1}{2}$ watt, high stability	Reference 10W/0215856		1	—	—
—	Valve, transistor	Reference 10CV/7043		2	—	—
—	Reflector, red, 3 in. diam	Reference 16E/7506		2	—	—
5622	Regulator, automatic, voltage, Type AVR.35	SK/16161/4	1	A	each
5694	Condenser, 0.22 mfd, 125 volt, D.C., polyester.	Mullard Type C296AA/A.22K	4	C	"
—	Condenser, 1 mfd, 125 volt, D.C., polyester	Reference 10C/9479527		4	C	"
5695	Condenser, 90 mfd, 35 volt, D.C. working	Hunts T.W.320	2	—	—
5696	Condenser, 170 mfd, 18 volt, D.C.	Hunts T.W.315	1	C	each
				1	C	"

RESTRICTED

RESTRICTED

AIRCRAFT STANDARD GROUND SERVICING TROLLEYS, ELECTRICAL

SECTION 4FE —cont.

1	2	3	4	5	6	7
	TROLLEY, servicing, electrical and starting, 35KW, 28V, D.C.—cont.					
	Spares—cont.					
	Regulator, automatic, voltage, Type AVR.35 —cont.					
5697	Diode, zenner	Mullard OAZ.208	2	B	each
5698	Potentiometer, 100 ohms, 3 watt, w/w	Colvern CLR.4201/75	1	C	"
5699	Potentiometer, 1.5K ohms, pre-set, linear, 3 watt, w/w.	SK/16161/4 item 39	1	C	"
5700	Potentiometer, 2.5K ohms, 3 watt, w/w..	SK/16161/4 items 40 and 41.	2	C	"
	Resistors:—					
—	50 ohms, 5 watt, w/w	Reference 10W/0117885		1	—	—
—	150 ohms, 1 watt, 10% tolerance	Reference 10W/0111431		2	—	—
—	150 ohms, 5 watt, w/w	Reference 10W/0113467		2	—	—
—	680 ohms, 5 watt, w/w	Reference 10W/0113316		1	—	—
—	1.2K ohms, 1 watt, 10% tolerance	Reference 10W/0128240		1	—	—
—	1.6K ohms, ½ watt, 10% tolerance	Reference 10W/0215262		2	—	—
—	3.3K ohms, 1 watt, 10% tolerance	Reference 10W/0128250		2	—	—
—	5.6K ohms, ½ watt, 10% tolerance	Reference 10W/0215332		2	—	—
—	10K ohms, ½ watt, 10% tolerance	Reference 10W/0222132		2	—	—
—	12K ohms, ½ watt, 10% tolerance	Reference 10W/0216012		1	—	—
—	18K ohms, ½ watt, 10% tolerance	Reference 10W/0216032		2	—	—
—	22K ohms, ½ watt, 10% tolerance	Reference 10W/0216042		2	—	—
—	33K ohms, ½ watt, 10% tolerance	Reference 10W/0216062		1	—	—
—	Valve transistor	Reference 10CV/7043		8	—	—
—	Socket, moulded rubber, 3 pole	Ref. No. 2655		2	—	—
—	Tube, inner, 8 in. x 7 in., c/w valve	Reference 16T/757		4	—	—
—	Wheel, industrial, 4.33 in. x 8 in., with H.D. clamp	Ref. No. 4301		4	—	—

RESTRICTED

RESTRICTED

AIRCRAFT STANDARD GROUND SERVICING TROLLEYS, ELECTRICAL

SECTION 4FE—cont.

INDEX TO REFERENCE NUMBERS

Ref. No.	Page No.	Ref. No.	Page No.	Ref. No.	Page No.	Ref. No.	Page No.	Ref. No.	Page No.	Ref. No.	Page No.	Ref. No.	Page No.	Ref. No.	Page No.	Ref. No.	Page No.	Ref. No.	Page No.
1674	35	2335	40	2650	55	2979	16	3087	51	3160	63	3200	61	3529	39	3915	8	4027	59
1675	35	2353	68	2651	55	2980	68a	3088	50	3164	54	3201	62	3530	63	3916	11	4028	59
1718	6	2394	60	2655	20	2981	68	3089	51	3165	70	3202	24	3531	67	3917	11	4029	59
1776	7	2400	44	2657	54	2982	68a	3090	50	3166	70	3203	61	3532	67	3918	8	4030	59
1777	7	2401	44	2658	55	2984	68a	3091	51	3167	14	3204	62	3565	13	3919	9	4031	58
1778	7	2451	37	2659	55	2985	68	3092	54	3168	69	3205	64	3566	13	3920	11	4032	23
1779	7	2452	37	2660	55	2988	69	3093	54	3169	69	3206	65	3567	14	3921	9	4033	24
1780	7	2461	26	2661	54	2991	60	3094	56	3170	70	3207	65	3587	15	3923	8	4034	24
1799	35	2462	26	2675	56	2996	71	3095	56	3176	69	3208	60	3589	40	3924	9	4035	21
1913	38	2506	20	2720	69	2997	71	3096	56	3178	61	3209	61	3607	67	3925	59	4036	21
1914	36	2522	31	2747	58	2998	71	3097	56	3179	62	3210	60	3744	67	3927	59	4037	22
1915	36	2581	50	2750	58	2999	70	3098	56	3180	63	3211	62	3752	1	3930	65	4038	22
1916	37	2631	51	2804	54	3000	71	3099	56	3181	63	3212	67	3757	67	3933	59	4039	24
1917	37	2632	50	2805	14	3001	13	3100	54	3182	63	3213	71	3758	67	3940	9	4042	22
1919	37	2633	51	2950	55	3002	71	3101	55	3183	63	3217	56	3761	21	3954	70	4043	25
1920	37	2634	55	2961	68	3006	71	3102	57	3184	63	3228	63	3762	71	3974	28	4044	25
1952	38a	2635	54	2962	68	3007	71	3103	55	3185	63	3266	55	3784	14	3975	28	4045	25
1953	37	2636	55	2963	68	3009	12	3104	55	3186	63	3294	63	3786	21	3976	65	4046	25
1954	39	2637	54	2964	14	3010	13	3140	67	3187	61	3295	63	3787	64	3981	65	4047	25
1955	39	2638	55	2965	68	3011	71	3141	66	3188	61	3349	38a	3789	50	3982	15	4048	24
1974	38	2639	56	2966	68	3075	56	3142	8	3189	61	3350	60	3809	67	3999	66	4049	23
1975	38	2640	56	2967	68	3076	56	3144	54	3190	63	3355	58	3810	67	4016	65	4050	13
1992	13	2641	55	2968	68	3077	50	3145	55	3191	63	3520	39	3822	58	4017	65	4054	55
1993	38a	2642	56	2969	68	3078	60	3146	54	3192	63	3521	39	3824	55	4018	67	4057	71
2091	7	2613	55	2970	69	3079	58	3149	56	3193	62	3522	39	3825	55	4019	58	4058	71
2176	39	2644	56	2971	69	3080	58	3151	71	3194	62	3523	39	3828	70	4020	58	4059	70
2182	38	2645	54	2973	13	3081	59	3153	55	3195	62	3524	39	3842	66	4022	25	4062	3
2187	39	2646	56	2974	13	3082	54	3156	24	3196	62	3525	39	3852	71	4023	59	4062	3
2190	39	2647	54	2975	69	3084	63	3157	58	3197	62	3526	39	3912	12	4024	59	4064	65
2197	38a	2648	56	2976	70	3085	51	3158	58	3198	62	3527	39	3913	12	4025	59	4067	67
2318	40	2649	56	2978	16	3086	51	3159	26	3199	61	3528	39	3914	8	4026	59	4080	24

RESTRICTED

RESTRICTED

AIRCRAFT STANDARD GROUND SERVICING TROLLEYS, ELECTRICAL

SECTION 4FE— cont.

INDEX TO REFERENCE NUMBERS

Ref. No.	Page No.	Ref. No.	Page No.	Ref. No.	Page No.	Ref. No.	Page No.	Ref. No.	Page No.	Ref. No.	Page No.	Ref. No.	Page No.	Ref. No.	Page No.	Ref. No.	Page No.	Ref. No.	Page No.
4081	23	4118	2	4150	1	4183	3	4269	24	4317	28	4419	33	4515	31	4564	5	4822	44
4083	10	4119	3	4151	1	4184	4	4270	25	4318	35	4420	68	4516	35	4565	28a	4823	44
4084	10	4120	2	4152	1	4185	5	4280	27	4319	70	4427	67	4517	35	4569	14	4824	44
4085	10	4121	2	4153	1	4186	5	4281	18	4321	65	4428	20a	4518	33	4576	71	4825	44
4086	10	4123	2	4154	1	4187	3	4284	51	4322	64	4430	67	4520	32	4579	28	4826	44
4087	10	4124	6	4155	1	4188	3	4285	29	4323	64	4433	54	4521	31	4581	19	4827	45
4088	11	4125	6	4156	1	4189	4	4286	29	4324	65	4434	54	4522	31	4584	3	4828	44
4089	10	4126	6	4157	6	4190	72	4287	29	4325	65	4435	55	4523	31	4587	55	4829	46
4090	10	4127	1	4158	6	4191	77	4288	31	4326	65	4436	55	4524	33	4592	64	4830	46
4091	11	4128	5	4159	6	4196	68	4289	31	4327	65	4438	71	4525	32a	4593	64	4831	57
4092	10	4129	1	4160	3	4197	24	4290	32	4329	24	4439	2	4526	20	4596	27	4832	44
4093	9	4130	1	4161	3	4198	65	4291	31	4330	2	4440	2	4527	31	4597	27	4833	50
4094	9	4131	1	4162	3	4199	64	4292	32	4331	3	4441	65	4528	31	4600	26	4834	50
4095	9	4132	1	4163	3	4200	24	4293	32	4335	29	4442	67	4529	31	4602	4	4835	50
4096	9	4133	65	4164	3	4201	24	4294	31	4337	27	4444	67	4530	33	4603	51	4836	46a
4097	10	4134	2	4166	5	4202	24	4297	32	4347	59	4445	65	4531	33	4604	51	4837	50
1098	10	4135	5	4167	5	4210	52	4299	31	4348	59	4455	26	4532	33	4605	70	4838	57
4099	10	4136	1	4168	4	4211	52	4300	31	4365	59	4456	26	4533	33	4757	52	4839	46
4100	9	4137	5	4169	4	4212	51	4301	32	4366	59	4470	27	4534	34	4759	55	4840	46
4101	9	4138	6	4170	4	4213	51	4302	17	4367	59	4471	15	4535	34	4460	57	4841	46
4102	10	4139	6	4171	4	4215	65	4306	30	4368	59	4472	67	4536	34	4461	57	4842	46
4103	22	4140	6	4172	4	4216	65	4307	30	4369	59	4474	71	4537	34	4762	13	4843	46
4104	55	4141	6	4174	4	4230	22	4308	30	4370	59	4476	26	4538	34	4763	26	4844	46
4105	56	4142	6	4175	3	4248	58	4309	30	4388	54	4477	4	4539	28a	4764	13	4845	46
4106	67	4143	5	4176	5	4249	58	4310	30	4389	40	4479	15	4542	51	4765	13	4846	46
4112	2	4144	5	4177	4	4254	69	4311	30	4396	67	4486	17	4543	67	4767	68	4847	50
4113	2	4145	5	4178	4	4255	58	4312	30	4397	35	4487	28a	4545	34	4774	67	4848	57
4114	2	4146	6	4179	4	4257	11	4313	30	4402	65	4500	21	4546	70	4775	67	4849	49
4115	2	4147	6	4180	4	4258	11	4314	30	4412	29	4502	2	4549	27	4781	18	4850	44
4116	2	4148	6	4181	4	4263	65	4315	28	4414	15	4511	28a	4556	16	4782	13	4851	44
4117	2	4149	2	4182	4	4264	65	4316	28	4416	51	4514	31	4562	27	4783	8	4852	44

RESTRICTED

RESTRICTED

AIRCRAFT STANDARD GROUND SERVICING TROLLEYS, ELECTRICAL

SECTION 4FE—cont.

INDEX TO REFERENCE NUMBERS

Ref. No.	Page No.	Ref. No.	Page No.	Ref. No.	Page No.	Ref. No.	Page No.	Ref. No.	Page No.	Ref. No.	Page No.	Ref. No.	Page No.	Ref. No.	Page No.	Ref. No.	Page No.	Ref. No.	Page No.
4853	44	4891	67	4963	48	4995	49	5029	55	5062	74	5094	14	5128	17	5195	28a	5567	71
4854	44	4893	67	4964	47	4996	48	5030	74	5063	74	5095	14	5129	17	5196	15	5568	71
4855	54	4898	56	4965	47	4997	47	5033	15	5064	74	5096	14a	5130	17	5197	4	5575	27
4856	45	4902	35	4966	47	5000	47	5034	8	5065	74	5097	14a	5131	17	5198	28	5579	60
4857	45	4903	12	4967	47	5001	47	5035	73	5066	74	5098	14a	5132	17	5201	35	5580	27
4858	42	4905	43	4968	49	5002	47	5036	73	5067	74	5099	14a	5133	17	5206	67	5583	7
4859	52	4906	43	4969	49	5003	47	5037	72	5068	74	5100	14	5134	20	5207	28	5584	58
4860	45	4928	11	4970	49	5004	48	5038	77	5069	74	5101	14a	5135	20	5214	18	5585	64
4861	44	4937	46	4972	46	5005	47	5039	73	5070	74	5102	14a	5136	20	5215	18	5590	60
4862	57	4938	46	4973	53	5006	47	5040	72	5071	15	5103	14	5137	20	5216	18	5591	60
4863	45	4939	46	4974	46	5007	47	5041	72	5072	40	5104	14	5138	20	5217	18	5594	29
4864	53	4940	46	4975	49	5008	47	5042	73	5073	40	5105	14a	5139	20	5218	18	5596	27
4865	53	4941	46	4976	49	5009	47	5043	72	5074	40	5106	13	5140	16	5219	18	5609	50
4866	53	4942	46	4977	49	5010	48	5044	75	5075	40	5108	14	5141	16	5220	18	5617	4
4867	53	4943	77	4978	49	5011	49	5045	75	5076	40	5109	14	5147	11	5222	20	5622	82
4868	54	4945	20a	4979	49	5013	47	5046	75	5077	42	5110	14	5149	70	5246	39	5623	26
4869	54	4946	71	4980	46	5014	49	5047	73	5078	43	5111	12	5151	35	5247	39	5624	82
4870	54	4947	6	4981	49	5015	47	5048	73	5079	43	5112	20a	5152	35	5275	20	5628	78
4871	53	4950	48	4982	49	5016	47	5049	73	5080	43	5113	16	5153	35	5279	26	5629	78
4872	57	4951	49	4983	53	5017	47	5050	73	5081	43	5114	14a	5154	27	5280	27	5630	78
4873	46a	4952	47	4984	53	5018	47	5051	73	5082	43	5115	15	5155	33	5281	27	5631	78
4874	49	4953	48	4985	53	5019	47	5052	73	5083	12	5117	18	5156	29	5282	27	5632	78
4875	46	4954	48	4986	53	5020	47	5053	73	5084	12	5118	18	5157	28a	5283	27	5633	78
4876	46	4955	52	4987	46	5021	47	5054	73	5085	12	5119	20	5174	76	5284	26	5634	79
4877	46	4956	52	4988	53	5022	47	5055	74	5086	12	5120	20	5175	76	5406	29	5635	79
4878	46	4957	52	4989	47	5023	47	5056	76	5087	12	5121	20	5176	75	5417	59	5636	79
4879	46	4958	52	4990	49	5024	52	5057	76	5088	12	5122	19	5178	71	5418	60	5637	79
4880	44	4952	52	4991	48	5025	52	5058	74	5089	12	5123	19	5180	53	5419	58	5638	79
4884	43	4960	48	4992	49	5026	48	5059	74	5090	12	5125	17	5181	53	5420	29	5639	79
4888	66	4961	48	4993	48	5027	49	5060	74	5091	12	5126	16	5182	54	5421	28a	5640	79
4890	65	4962	48	4994	47	5028	47	5061	74	5093	12	5127	16	5192	53	5437	44	5641	79

RESTRICTED

RESTRICTED

AIRCRAFT STANDARD GROUND SERVICING TROLLEYS, ELECTRICAL

SECTION 4FE—cont.

INDEX TO REFERENCE NUMBERS

Ref. No.	Page No.	Ref. No.	Page No.	Ref. No.	Page No.	Ref. No.	Page No.	Ref. No.	Page No.	Ref. No.	Page No.	Ref. No.	Page No.	Ref. No.	Page No.	Ref. No.	Page No.
5642	79	5673	80	5778	27	6199	43	6406	14								
5643	79	5674	80	5805	75	6216	62a	6415	27								
5644	79	5675	81	5806	82	6217	48	6416	26								
5645	79	5676	81	5817	27	6218	12	6417	66								
5646	79	5677	81	5818	27	6219	12	6475	68								
5647	80	5678	81	6114	45	6220	14	6476	28								
5648	80	5679	81	6115	45	6221	14	6479	24								
5649	79	5680	81	6116	45	6222	14										
5650	79	5681	81	6118	45	6223	12										
5651	79	5682	81	6119	45	6224	12										
5652	80	5683	81	6121	6	6226	18										
5653	80	5684	81	6125	6	6227	18										
5654	81	5685	82	6126	38	6228	18										
5655	82	5686	82	6127	38a	6229	20										
5656	82	5687	82	6128	38a	6230	20										
5657	81	5688	82	6129	38	6231	20										
5658	81	5689	77	6130	38	6232	20a										
5659	81	5690	78	6131	38a	6233	12										
5660	81	5691	78	6132	38a	6234	12										
5661	81	5692	78	6133	38a	6238	17										
5662	81	5693	77	6134	38a	6240	35										
5663	82	5694	82	6135	38a	6263	35										
5664	82	5695	82	6137	63	6379	28										
5665	82	5696	82	6139	69	6383	31										
5666	80	5697	83	6142	55	6384	31										
5667	80	5698	83	6144	46	6386	27										
5668	80	5699	83	6145	67	6389	28a										
5669	80	5700	83	6172	26	6398	66										
5670	80	5771	28a	6177	25	6399	66										
5671	80	5776	50	6179	35	6404	32										
5672	80	5777	62	6186	35	6405	14										

RESTRICTED

Issued with A/JL 233

**AIR PUBLICATION 1086
BOOK 15
SECOND EDITION**

**SECTION 4FZ
AIR COMPRESSOR SPARES**

**Items under Section 4FZ
are covered by
VOTE 7 F I(a)**

RESTRICTED

VOCABULARY OF ROYAL AIR FORCE EQUIPMENT
AIR COMPRESSOR SPARES
SECTION 4FZ
(22nd March, 1965)

Ref. No.	NOMENCLATURE	DETAIL	Drawing No. or Part No.	No. Off	Class of Store	Denom. of Qty.
1	2	3	4	5	6	7
	BLOWER, K.300, Style 31:—	Reference 4F/3656				
		SPARES				
1918	Arrow, rotation	V8211	1	C	each
	Bearings:—					
—	Ball, journal, single row, rigid, light series, 35 mm. bore × 72 mm. o/d. × 35 mm. wide.	Reference 2A/9501498		3	—	—
—	Parallel roller, journal, single row, rigid, light series, 35 mm. bore × 72 mm. o/d. × 17 mm. wide.	Reference 2A/9500844		3	—	—
1920	Bolt, lock	V8844	1	C	each
1919	Breather body assy.	V8542	1	C	..
1917	Cap, breather assy.	V8187	1	C	..
1912	Clip	V7863	4	C	..
1900	Cover, transport	SK.1520/B	2	C	..
	Dowels:—					
1922	Casing	V9480	4	C	..
1923	Gear	V9481	2	C	..
1903	Gasket	V5666	1	C	..
1904	Gasket	V5668	1	C	..
1913	Gasket	V7882	1	C	..
	Gaskets:					
1921	0-0030 in.	V9479/B	A/R	C	..
1914	Port	V7891	1	C	..

A/L 233

RESTRICTED

RESTRICTED

AIR COMPRESSOR SPARES

SECTION 4FZ—cont.

1	2	3	4	5	6	7
	BLOWER, K.300, Style 31—cont.					
	SPARES—cont.					
1924	Key	200092	1	C each
1906	Key, drive	V5692	1	C "
1907	Key, gear	V6988	1	C "
	Nuts:—					
1902	Ball bearing race	V3210	1	C "
1915	Lock	V8122	1	C "
1905	Retaining	V5688	2	C "
1898	Screw	V7889	16	C "
1899	Screw	FS/104/4R	8	C "
1901	Seal, lead	V2630	2	C "
1908	Seal, oil	V7001	5	C "
	Washers:—					
1916	Lock	V8123	1	C "
1911	Retaining	V7772	9	C "
1925	Retaining	202152	1	C "

RESTRICTED

RESTRICTED

AIR COMPRESSOR SPARES

SECTION 4FZ—cont.

1	2	3	4	5	6	7
—	COMPRESSOR, air, A.I.D., Type 2A.S.6	Reference 4F/1301		—	—	—
	SPARES					
303	Bearing, main		9	—	B	each
304	Breather, crankcase		101900	—	C	"
	Connector, delivery:—					
307	L.P.		501222	—	C	"
310	Crankshaft		32	—	B	"
311	Cylinder, L.P.		29	—	B	"
312	Filter, air suction, L.P.		R.C.791	—	C	"
	Gaskets:—					
314	Bearing cover		R.C.652	—	C	"
317	Cylinder, H.P.		R.C.1511	—	C	"
320	Cylinder, L.P.		R.C.1512	—	C	"
315	H.P.	For suction delivery valve cap		—	C	"
316	H.P.	For delivery valve cap		—	C	"
318	L.P.	For delivery valve cap		—	C	"
319	L.P.	For delivery valve screw	047005	—	C	"
313	Screw, connector banjo			—	C	"
	Guides, valve delivery:—					
321	H.P.		R.C.1501	—	C	"
322	L.P.		R.C.584	—	C	"
	Guides, valve suction:—					
323	H.P.		R.C.1498	—	C	"
324	L.P.			—	C	"
	Heads, cylinder:—					
325	H.P.		16	—	B	"
326	L.P.		25	—	B	"
327	Pin, gudgeon pistol, L.P.		28	—	C	"
328	Pipe, connector, collar, finned		58	—	C	"
329	Piston, L.P.		21	—	B	"

A/L 233

RESTRICTED

RESTRICTED

AIR COMPRESSOR SPARES

SECTION 4FZ—cont.

1	2	3	4	5	6	7
	COMPRESSOR, air, A.I.D., Type 2A.S.6—cont.					
	SPARES—cont.					
	Plates, valve, delivery and suction:—					
330	H.P.		R.C.857	—	C	each
331	L.P.		R.C.583	—	C	"
	Plugs:—					
333	Valve suction, H.P.		75	—	C	"
334	Valve suction, L.P.		80	—	C	"
335	Pump, oil assembly		R.C.969	—	C	"
	Rings:—					
336	Piston compression, H.P.			—	C	"
337	Piston compression, L.P.			—	C	"
338	Piston scraper, L.P.			—	C	"
339	Rod, connecting		30	—	B	"
	Screws:—					
340	Banjo connector		R.C.1503	—	C	"
341	Valve, delivery, H.P.			—	C	"
342	Seal, oil, crankshaft			—	C	"
	Seats, valve, delivery and suction:—					
343	H.P.		R.C.1494	—	C	"
344	L.P.		R.C.1507	—	C	"
	Springs, valve delivery:—					
346	H.P.		R.C.858	—	C	"
347	L.P.		R.C.563	—	C	"
	Springs, valve suction:—					
348	H.P.		R.C.1497	—	C	"
349	L.P.		R.C.1513	—	C	"
	Unions, connector, delivery:—					
350	H.P.			—	C	"
351	L.P.			—	C	"

RESTRICTED

RESTRICTED

AIR COMPRESSOR SPARES

SECTION 4FZ—cont.

1	2	3	4	5	6	7
—	COMPRESSOR, air, A.I.D., Type A.S.10	Reference 4F/1770		—	—	—
	SPARES					
173	Breather, crankcase		5	—	C	each
174	Bush, gudgeon pin		22	—	C	"
175	Collar, oil seal		15	—	C	"
177	Crankcase assembly	R.C.438/A		—	B	"
	Comprising:—					
171	Bearing, main, flywheel end	R.C.462	11	—	B	"
172	Bearing, main, pump end	R.C.461	12	—	B	"
176	Cover, end	R.C.439/A	2	—	C	"
178	Crankshaft		13	—	B	"
179	Cylinder		31	—	B	"
180	Filler, oil, crankcase		6	—	C	"
181	Flywheel		16	—	B	"
1812	Gauge, 0-300 p.s.i.		9758/P	1	C	"
	Guides, valve:—					
182	Delivery		45	—	C	"
183	Suction		40	—	C	"
184	Head, cylinder		34	—	B	"
	Joints:—					
186	Crankcase, end cover		3	—	C	"
185	Cylinder head		36	—	C	"
187	Key, flywheel		17	—	C	"
1807	Master unloader			1	C	"
188	Nut, cap, centre screw, delivery valve		49	—	C	"
189	Pin, gudgeon		21	—	C	"
190	Piston		20	—	B	"
	Plates, valve:—					
191	Delivery		43	—	C	"
192	Suction		38	—	C	"
	Plugs:—					
193	Drain, crankcase	¼ in. gas	8	—	C	"

AIR COMPRESSOR SPARES

SECTION 4FZ—cont.

1	2	3	4	5	6	7	
	COMPRESSOR, air, A.I.D., Type A.S.10—cont.						
	SPARES—cont.						
	Plugs—cont.						
194	Valve, delivery			46	—	C	each
195	Valve, suction			41	—	C	"
	Rings:—						
197	Compression			23	—	C	"
198	Scraper, bevelled			24	—	C	"
199	Scraper, slotted			25	—	C	"
200	Rod, connecting			26	—	B	"
	Screws:—						
201	Centre, delivery valve			48	—	C	"
202	Little end			27	—	C	"
204	Set, flywheel			19	—	C	"
205	Seal, oil			14	—	C	"
	Seats, valve:—						
206	Delivery			42	—	C	"
207	Suction			27	—	C	"
	Springs, valve						
208	Delivery			44	—	C	"
209	Suction			39	—	C	"
1811	Valve assembly, relief			B/8031/SA	1	C	"
	Washers:—						
210	Drain plug, crankcase			9	—	C	"
211	Flywheel			18	—	C	"
212	Locking, small end screw			28	—	C	"
213	Oil, filler, crankcase			7	—	C	"

RESTRICTED

RESTRICTED

AIR COMPRESSOR SPARES

SECTION 4FZ—cont.

1	2	3	4	5	6	7
—	COMPRESSOR, air, Bristol Duplex, Type K	Reference 4F/1784		—	—	—
	SPARES					
1959	Barrel, cylinder			1	B	each
	Bearings:—					
1681	Flywheel		9656/P	—	B	..
1682	Main		9662/P	—	B	..
1806	Cap, nut		9436/P	1	C	..
1895	Cap, valve suction, H.P.		9019	—	C	..
2019	Circlip		1486/P	2	C	..
1804	Cover, H.P. valve		9018	1	C	..
1960	Cylinder		10114	1	C	..
1958	Cylinder assy., complete ..			1	A	..
1683	Disc, valve		8433	—	C	..
1840	Filter, air			1	C	..
	Gaskets:—					
1684	Case, cylinder		2310	—	C	..
1685	Cover, front		2364	—	C	..
1686	Cover, valve		9027	—	C	..
1687	Head, cylinder		9026	—	C	..
1688	Plate, retaining		9031	—	C	..
	Guards, valve, delivery and suction:—					
1689	H.P.		10063	—	C	..
1690	L.P.		8431	—	C	..
1897	Head, cylinder		9051	—	C	..
1805	Jack screw		9310/P4	1	C	..
2036	Pin, piston		11483	—	C	..
1803	Pipe, intercooler		9708/P	1	C	..
1691	Piston		9013	—	B	..
1839	Plug, valve retaining			—	C	..
	Rings, compression:—					
1692	H.P.		9116	—	C	..
1693	L.P.		9115	—	C	..
1694	Rod, connecting		9015	—	B	..

A/L 233

RESTRICTED

RESTRICTED

AIR COMPRESSOR SPARES

SECTION 4FZ—cont.

1	2	3	4	5	6	7	
	COMPRESSOR, air, Bristol Duplex, Type K—cont.						
	SPARES—cont.						
1695	Screw, valve	9338/P6	—	each	
1696	Seal, oil	9829/P	—	..	
1697	Seals, valve	8430	—	..	
2037	Sleeve, tubing	For Ref. No. 1803		—	..	
1698	Spring, valve delivery	8434	—	..	
1699	Spring, valve suction	8451	—	..	
1968	Union, elbow breather	9614/P	—	..	
1970	Union, elbow, delivery	9617/P	—	..	
	Washers:—						
1700	Cap, valve	9748/P	—	..	
1701	Seat, valve	9747/P	—	..	
1810	Valve, relief	9113	1	..	

RESTRICTED

RESTRICTED
8

AIR COMPRESSOR SPARES

SECTION 4FZ—cont.

1	2	3	4	5	6	7
—	COMPRESSOR, air, Bristol Pneumatic Tool Type	.. Reference 4F/1771		—	—	—
		SPARES				
150	Cover, inhibitor container	1728	—	C	each
	Diaphragms:—					
144	Hand unloading	1564	—	C	..
145	Unloader operator	2329	—	C	..
	Gaskets:—					
146	Bearing cap	419	—	C	..
147	Bearing, housing	418	—	C	..
148	Cylinder base	417	—	C	..
149	Cylinder head	425	—	C	..
151	Inspection cover	334	—	C	..
152	Plug valve	B.20	—	C	..
154	Pin, gudgeon	407C	—	C	..
155	Piston	404A	—	B	..
	Rings:—					
156	Compression	B.23	—	C	..
157	Scraper, slotted	B.30	—	C	..
158	Scraper, stepped	B.24	—	C	..
153	Seat, valve	B.25	—	C	..
	Valve assemblies:—					
141	Delivery, Type B		—	B	..
142	Suction, Type B		—	B	..

RESTRICTED

RESTRICTED

AIR COMPRESSOR SPARES

SECTION 4FZ—cont.

1	2	3	4	5	6	7
—	COMPRESSOR, air, J. & E. Hall Ltd., Type 3CP	Reference 4F/4677		—	—	—
	SPARES					
1972	Blade, pump	35151-302-2	2	C	each
1973	Bush, main bearing	For cover end and gland end	34275-503-2	2	C	"
1974	Collar	34217-502-2	1	C	"
1975	Crankshaft	32215-161-2	1	B	"
	Joints:—					
1976	Cylinder to crankcase	38143-213-2	1	C	"
1977	Cylinder to valve plate	38155-302-2	1	C	"
1978	End cover	38174-101-2	1	C	"
1979	Gland cover	38114-101-2	1	C	"
1980	Gland end cover	38124-504-2	1	C	"
1983	Ring, strainer	38113-302-2	2	C	"
1981	Sight glass	38412-106-2	1	C	"
1982	Sight glass cover	38112-309-2	1	C	"
1984	Valve, plate to cover	38157-104-2	1	C	"
1985	Piston Assy., c/w gudgeon pins and piston rings	42352-103-2	3	B	"
	Rings:—					
1986	Cup, for gland	34264-102-2	1	C	"
1987	Duprene	38412-111-2	1	C	"
1988	Joint, for plugs	34131-103-2	3	C	"
1989	'O' Gaco R.136	2316-021	1	C	"
1990	'O' Gaco R.169	2316-037	1	C	"
1991	Rod, connecting, c/w bolts and nuts	42341-105-2	3	B	"
1992	Seal, gland	44711-302-2	1	C	"
1993	Spring, for blades	35431-101-2	3	C	"
1994	Valve, delivery	35413-401-2	6	C	"
1995	Valve, plate Assy.	42366-501-2	1	C	"
1996	Valve, suction	35413-103-2	6	C	"
1997	Washer, copper, for studs, securing valve cover	34213-105-2	15	C	"
1998	Washer, thrust	34811-113-2	—	C	"

RESTRICTED

RESTRICTED
10

AIR COMPRESSOR SPARES

SECTION 4FZ—cont.

1	2	3	4	5	6	7
	COMPRESSOR, air, Dunlop	Reference 4F/3548		—	—	—
	SPARES					
1927	Compressor assy., air	Referenced for record purposes only ..	AC.14154	1	A	each
	Spares:—					
	Filter, main oil feed, group	Reference 37G/10030		1	—	—
1928	Hose, L.P., group	AHO.32171	1	C	each
1929	Nut, 2 B.A., cowling	ACO.4808	1	C	"
1944	Screw, 2 B.A., cowling	ACO.4924	1	C	"
	Spring, filter	Reference 37G/10031		1	—	—
	Washer, sealing, filter banjo bolt	Reference 27VA/5265		2	—	—
	Dehydrator assy.	Reference 11A/4557		2	—	—
	Spares:—					
	Alumini (1 tin—11 ozs per charge)	Reference 27VA/5911		A/R	—	—
	Connection and filter group	Reference 27VA/5795		1	—	—
	Connection, inlet, group	Reference 27VA/5789		1	—	—
	Seal, bonded	Reference 28F/9428455		2	—	—
1945	Filter, line assy.	ACM.18304	1	A	each
	Spares:—					
	Bolt	Reference 27G/2194		3	—	—
	Filter	Reference 27VA/4961		1	—	—
	Ring, sealing	Reference 27VA/5213		1	—	—
	Screw, number plate	Reference 27J/365		2	—	—
1930	Motor, electric unit	Referenced for record purposes only ..		1	A	each
	Spares:—					
1931	Nut, cap, relief valve	ACO.24724	1	C	"
1932	Plug, oil filler	ACO.23683	1	C	"
1933	Screw, adjuster, relief valve	ACO.24732	1	C	"
1935	Screw, cowling	ACO.1074	3	C	"
1934	Seal, adjuster cap	ACO.23847	1	C	"
	Seal, oil plug	Reference 27G/1871		2	—	—
1936	Spring, relief valve fan	ACO.24730	1	C	each
1937	Washer, lock, spindle	D.A.S.372/6	1	C	"

A/L 233

RESTRICTED

RESTRICTED

AIR COMPRESSOR SPARES

SECTION 4FZ—cont.

1	2	3	4	5	6	7
	COMPRESSOR, air, Dunlop—cont.					
	SPARES—cont.					
	Motor, electric unit—cont.					
	Spares—cont.					
1939	Washer, sealing, oil filler plug	AHO.4092	1	C	each
1938	Washer, sealing, relief valve	ACO.24733	1	C	"
1940	Panel assy., pneumatic	Referenced for record purposes only ..	AC.60554	1	A	"
	Spares:—					
—	Clip, pipe	Reference 28E/16949		2	—	—
1941	Connection, bulk head	ACO.27900	1	C	each
1942	Connection, stop valve	ACO.22628	2	C	"
1953	Panel, starter assy.	Referenced for record purposes only ..	AC.60553	1	A	"
	Spares:—					
1954	Connection, group	ACO.8775	1	C	"
1957	Resistor assy.		1	C	"
1955	Switch, assy.	Painton	1	C	"
			Type 501056			
1956	Switch, pressure assy.	Teddington Controls F.P.H./A/2.	1	A	"
—	Washer, sealing	Reference 27G/1871		1	—	—
1947	Trap assembly, oil and water	Referenced for record purposes only ..	ACM.18048	1	A	each
	Spares:—					
1949	Connection	AHO.20064	2	C	"
1950	Connection, drain	ACO.20896	1	C	"
1948	Connection, inlet and outlet group	ACO.24584	1	B	"
1951	Nut, drain plug	ACO.24604	1	C	"
1952	Plug, drain	ACO.20907	1	C	"
—	Seal, bonded	Reference 28F/9428455		2	—	—
—	Valve assy., non-return, complete	Reference 27VA/4416		1	—	—
—	Valve assy., relief, complete	Reference 27VA/4699		1	—	—
1946	Valve assy., stop	Pressure Controllers 01711/B	1	B	each

RESTRICTED

RESTRICTED

AIR COMPRESSOR SPARES

SECTION 4FZ—cont.

1	2	3	4	5	6	7
—	COMPRESSOR, air, Levis, Type H.J.	Reference 4F/1031		—	—	—
	SPARES					
1801	Aftercooler	2316	—	B	each
	Bolts:—					
1791	Cover, end, crankcase	S.58	—	C	..
1753	Head, cylinder	3.133	—	C	..
1783	Rod, connecting	1100	—	C	..
1765	Valve	2409	—	C	..
1781	Bush, pin, gudgeon	1205/1	—	C	..
1967	Cap, oil filler	1137/2	—	C	..
1755	Cap, valve, delivery	1191/1	—	C	..
1780	Circlip, pin, gudgeon	1087	—	C	..
1760	Clamp, valve	3064	—	C	..
	Covers:—					
1793	Bearing, crankcase	1160/1	—	C	..
1789	End, crankcase	2442/1	—	C	..
1794	Inspection, crankcase	1160/2	—	C	..
1788	Crankcase	2524	—	B	..
1785	Crankshaft	2521	—	B	..
1772	Cylinder	2392	—	B	..
1763	Disc, valve	2412	—	C	..
	Felt:—					
1797	Cap, oil filler	2518	—	C	..
1792	End, cover, crankcase	2480	—	C	..
1799	Filter, air	2508/1	—	C	..
1787	Flywheel	1190/4	—	B	..
1762	Guard, valve	2406	—	C	..
1752	Head, cylinder	2405	—	B	..
	Joints:—					
1771	Aftercooler	1025	—	C	..
1773	Case, cylinder	2427	—	C	..
1795	Cover, bearing, crankcase	1167	—	C	..
1790	Cover, end, crankcase	1207	—	C	..

A/L 233

RESTRICTED

RESTRICTED

AIR COMPRESSOR SPARES

SECTION 4FZ—cont.

1	2	3	4	5	6	7
	COMPRESSOR, air, Levis, Type H.J.—cont.					
	SPARES—cont.					
1964	Nipple, reducing, aftercooler	F.259	—	C	each
	Nuts:—					
1775	Base, cylinder	S.115	—	C	"
1758	Cap, valve, delivery	1032	—	C	"
1784	Rod, connecting	1101	—	C	"
1766	Valve	2410	—	C	"
1786	Piece, distance, bearing, crankshaft	2481	—	C	"
1779	Pin, gudgeon	2425	—	C	"
1776	Piston	2388	—	B	"
1963	Plug, after cooler	S.341	1	B	"
1800	Pump, oil	Complete	G.A.195	—	B	"
	Rings, piston:—					
1777	Compression	2540	—	C	"
1778	Scraper	2541	—	C	"
	Rods:—					
1782	Connecting	1158/3	—	B	"
1796	Oil level	Complete	1264/1	—	C	"
1757	Screw, cap, valve, delivery	2423	—	C	"
1761	Seat, valve	2408	—	C	"
1965	Seat, valve, aftercooler	G.A.291	—	C	"
1764	Spring, valve	2494	—	C	"
1774	Stud, case cylinder	S.121	—	C	"
1966	Tap, drain, for aftercooler		—	C	"
1809	Valve, pressure, relief	G.A.389	1	C	"
1808	Valve, vacuum relief	G.A.223	1	C	"
	Washers:—					
1798	Cap, oil filler	2519	—	C	"
1756	Cap, valve, delivery	2476	—	C	"
1759	Nut, cap, valve, delivery	S.258	—	C	"

RESTRICTED

RESTRICTED

AIR COMPRESSOR SPARES

SECTION 4FZ—cont.

1	2	3	4	5	6	7
—	COMPRESSOR, air, Lightfoot, V.T.5	Reference 4F/5223		—	—	—
		SPARES				
	Bearings:—					
—	Ball, journal	Reference 2A/9501310		1	—	—
—	Journal, parallel roller	Reference 2A/9500540		1	—	—
2024	Gland assy.	Comprising:— Bellows plate, spring bellows, collar stationary, collar rotating, ring rubber. Supplied only as a complete assy.	V.T.5	1	B	set
	Joints:—					
2029	Cylinder, cover	5111	2	C	each
2026	End cover and bottom cover	5110	2	C	..
2025	Gland cover, lead	5239	1	C	..
2028	Windonut	10596	1	C	..
2022	Pin, gudgeon, c/w end pads	5115/6	2	C	..
2020	Piston	5009	2	B	..
2021	Ring, piston	211A	6	C	..
2030	Ring, valve suction	5097	2	C	..
2023	Rod assy., connecting	Comprising:— Rod, c/w cap, dipper oil, bush, small end and bolt., c/w nut. Supplied only as a complete assy.	Lightfoot V.T.5	2	B	set
	Springs:—					
2035	Buffer, delivery valve	1178	2	C	each
2034	Delivery valve	1177	2	C	..
2031	Suction valve	5098	2	C	..
2033	Valve, delivery	1162	2	C	..
2032	Valve, head, delivery	5096	2	C	..
2027	Windonut, oil sight	10569	1	C	..

RESTRICTED

RESTRICTED

AIR COMPRESSOR SPARES

SECTION 4FZ—cont.

1	2	3	4	5	6	7
—	COMPRESSOR, air, Lightfoot, No. 7V/T	Reference 4F/2578		—	—	—
	SPARES					
	Bearings:—					
1887	Condenscr, fan			1	B	each
1868	Front		5235	1	B	"
1869	Main		5234	1	B	"
1891	Cut-out, high pressure		QA.Y7	1	C	"
	Gauges, pressure:—					
1892	Condenser	0-400 p.s.i., 4 in. diam. Front flange, flush mty., back entry.		1	A	"
1893	Evaporator	30 in. to 250 p.s.i. Front flange, flush mty., back entry.		1	A	"
2017	Gauge, stop valve		S891	1	B	"
1874	Gland assembly			1	B	"
1889	Glass, sight	With cushions and gaskets		1	C	"
1886	Glass, sight assembly	With joint rings	5971	1	B	"
1969	Head, valve		6987	—	B	"
	Joints:—					
1876	Bottom, cover		5230	2	C	"
1875	Crankcase, cover		5229	1	C	"
1878	Cylinder, cover		5231	2	C	"
1877	Gland, cover		5239	1	C	"
1882	Gritcatcher		2494	1	C	"
1885	Oil connection		AF.505-122	1	C	"
1884	Oil sight		17080	2	C	"
1879	Oil sight		2404	3	C	"
1881	Plug, ½ in.		76	1	C	"
1880	Plug, ¾ in.		5069	2	C	"
1883	Suction flange		5070	2	C	"
1894	Packing, gland	For all packed valves		1	C	set
1867	Pin, gudgeon		5245/6	2	C	each
1896	Piston	Complete with rings and gudgeon pins	5243	2	B	"
	Rings:—					
1866	Piston		5244	3	C	set

RESTRICTED

RESTRICTED

AIR COMPRESSOR SPARES

SECTION 4FZ—cont.

1	2	3	4	5	6	7
	COMPRESSOR, air, Lightfoot, No. 7, V/T—cont.					
	SPARES—cont.					
	Rings—cont.					
1870	Valve, suction	5252	2	C each
1865	Rod, connecting assembly	5240	2	B "
	Springs:—					
1873	Valve, delivery	5354	1	C "
1872	Valve, suction	4429	8	C "
	Valves:—					
1890	Capacity control	JVKA.35	1	A "
1871	Delivery	5249	2	C "
2016	Suction, stop	S898A	1	B "
2018	Tee	S544	1	C "
1888	Thermostatic expansion	TV.NEF.5	4	B "

RESTRICTED

RESTRICTED

AIR COMPRESSOR SPARES

SECTION 4FZ—cont.

1	2	3	4	5	6	7
—	COMPRESSOR, air, Marshall, Type J.100	Reference 4F/1293		—	—	—
		SPARES				
	Bearings:—					
1702	Ball	R. and M., Type L.J.25	V.7060	—	C	each
1704	Ball	R. and M., L.R.J.25	V.7055	—	C	..
1703	Roller	R. and M., L.J.I	V.7109	—	C	..
1705	Body, breather assembly		V.8542	—	C	..
	Bolts:—					
1706	2 B.A.		V.8670	—	C	..
1707	Lock		V.8844	—	C	..
1708	Bracket, support, chart calibration		D.S.100	—	C	..
1709	Breather cap and dipstick assembly		V.8191	—	C	..
	Cases:—					
1710	Adaptor		V.7611	—	C	..
1711	Rotor		V.6004	—	C	..
1712	Chart, calibration		D.S.95	—	C	..
1713	Clip, filter, silencer		V.7861	—	C	..
1714	Collar		V.5627	—	C	..
	Collars, seal:—					
1715	Contact		V.2877	—	C	..
1716	Contact		V.7612	—	C	..
1717	Cover, end		V.5618	—	C	..
1718	Cradle, filter, silencer		V.7829	—	C	..
1720	Dowel	¼ in. diameter	V.3054	—	C	..
1961	Filter, air, and silencer			—	C	..
1724	Gasket		V.6790	—	C	..
	Gaskets:—					
1721	0.0015 in.		V.8019	—	C	..
1722	0.002 in.		V.8020	—	C	..
1723	0.005 in.		V.8021	—	C	..
1726	End plate to end cover		V.6789	—	C	..
1727	Filter to cradle		V.7879	—	C	..
1725	Flange		V.7895	—	C	..

RESTRICTED

RESTRICTED

AIR COMPRESSOR SPARES

SECTION 4FZ—cont.

1	2	3	4	5	6	7
	COMPRESSOR, air, Marshall, Type J.100—cont.					
	SPARES—cont.					
	Gears:—					
1731	Driving	V.2487	—	B	each
1732	Spur	V.7603	—	B	"
1730	Gear set	Consisting of a gear, driving and a gear, driven. Supplied in matched pairs.	—	B	set
			V.1632 and V.1633			
1733	Key	V.6619	—	C	each
1734	Manifold, outlet	12468	—	C	"
	Nuts:—					
1735	Lock	V.1634	—	C	"
1736	Lock	V.1710	—	C	"
1737	Pin, drive, $\frac{3}{16}$ in. diameter	V.2100	—	C	"
	Plates:—					
1738	End	V.5694	—	C	"
1739	Intermediate	V.5610	—	C	"
1740	Retaining	V.5628	—	C	"
1742	Rotor set	Consisting of a rotor, driving and a rotor, driven. Supplied in matched pairs.	—	B	set
			V.8868 and V.8862			
1743	Screw, Allen	V.6940	—	C	each
1744	Seal, oil	V.7003	—	C	"
1745	Shaft, extension	V.7606	—	C	"
1746	Spacer, bearing	V.7608	—	C	"
1747	Stud	V.8307	—	C	"
1748	Stud	$\frac{1}{4}$ in. B.S.F. V.7902	—	C	"
1750	Washer	V.2401	—	C	"
1749	Washer, bearing	V.7609	—	C	"

RESTRICTED

RESTRICTED
19

AIR COMPRESSOR SPARES

SECTION 4FZ —cont.

1	2	3	4	5	6	7
—	COMPRESSOR, air, Siebe Gorman, Type 5½ × 3:—	Reference 4F/2629		—	—	—
	SPARES					
1828	Cock-drain, receiver, complete	BO/28	2	C	each
1826	Felt, filter, for suction filter	BO/25	1	C	..
	Plates, valve:—					
1822	H.P.	BO/19	2	C	..
1821	L.P.	BO/18	2	C	..
	Rings, compression:—					
1815	H.P.	BO/12	3	C	..
1813	L.P.	BO/10	3	C	..
	Rings, scraper:—					
1816	H.P.	BO/13	1	C	..
1814	L.P.	BO/11	1	C	..
1825	Seal, oil, felt, crankshaft, driving end	BO/24	1	C	..
	Springs, valve:—					
1824	H.P.	BO/21	2	C	..
1823	L.P.	BO/20	2	C	..
	Valves, delivery:—					
1820	H.P.	Type 35/CD/1	BO/17	1	C	..
1818	L.P.	Type 65/CE/10	BO/15	1	C	..
1827	Valve, drain, automatic, complete	BO/27	1	C	..
1829	Valve, safety, receiver, complete	BO/29	1	C	..
	Valves, suction:—					
1819	H.P.	Type 35/CD/1	BO/16	1	C	..
1817	L.P.	Type 65/CE/10	BO/14	1	C	..

RESTRICTED

RESTRICTED
20

AIR COMPRESSOR SPARES

SECTION 4FZ—cont.

1	2	3	4	5	6	7
—	COMPRESSOR, air, Type, 2C, complete	Reference 4F/4563		—	—	—
	SPARES					
—	Bush, main bearing, back end cover	Reference 4F/2220		1	—	—
1999	Collar		34217-502-2	1	—	—
—	Crankshaft	Reference 4F/2218		1	—	—
	Joints, C.A.F.:—					
2000	Back end cover		38174-102-2	1	—	—
2001	Cover plate, to gland cover		38114-101-2	1	—	—
2002	Crankcase to gland end cover		38124-504-2	1	—	—
2003	Cylinder to crankcase		38143-209-2	1	—	—
2004	Cylinder to valve plate		38155-107-2	1	—	—
2005	Sight glass		38412-106-2	1	—	—
2006	Sight glass cover		38161-106-2	1	—	—
2007	Suction strainer		38113-302-2	2	—	—
2008	Valve plate to cylinder cover		28157-103-2	1	—	—
2009	Piston assy., c/w gudgeon pin and piston rings		42352-103-2	2	—	—
2010	Ring, cup, for gland		34264-102-2	1	—	—
2011	Ring, Duprene		34812-111-2	1	—	—
2012	Ring, joint, copper		34131-105-2	3	—	—
—	Rod, connecting, c/w bolts	Reference 4F/2216		2	—	—
—	Seal gland	Reference 4F/2219		1	—	—
2013	Valve, plate assy.		42366-402-2	1	—	—
2014	Valve, suction		35413-103-2	4	—	—
2015	Washer, thrust		34811-113-2	2	—	—

RESTRICTED

RESTRICTED

AIR COMPRESSOR SPARES

SECTION 4FZ—cont.

1	2	3	4	5	6	7
—	COMPRESSOR, air, Type M.2000/7	Reference 4F/2937		—	—	—
1962	Coupling, flexible, driven, half	SPARES	18232	1	C	each

RESTRICTED

RESTRICTED

AIR COMPRESSOR SPARES
SECTION 4FZ—cont.
INDEX TO REFERENCE NUMBERS

Ret. No.	Page No.	Ref. No.	Page No.	Ref. No.	Page No.	Ref. No.	Page No.	Ref. No.	Page No.	Ref. No.	Page No.	Ref. No.	Page No.	Ref. No.	Page No.	Ref. No.	Page No.	Ref. No.	Page No.
141	9	189	5	319	3	1685	7	1721	18	1761	14	1800	14	1869	16	1904	1	1942	12
142	9	190	5	320	3	1686	7	1722	18	1762	13	1801	13	1870	17	1905	2	1944	11
144	9	191	5	321	3	1687	7	1723	18	1763	13	1803	7	1871	17	1906	2	1945	11
145	9	192	5	322	3	1688	7	1724	18	1764	14	1804	7	1872	17	1907	2	1946	12
146	9	193	5	323	3	1689	7	1725	18	1765	13	1805	7	1873	17	1908	2	1947	12
147	9	194	6	324	3	1690	7	1726	18	1766	14	1806	7	1874	16	1911	2	1948	12
148	9	195	6	325	3	1691	7	1727	18	1771	13	1807	5	1875	16	1912	1	1949	12
149	9	197	6	326	3	1692	7	1730	19	1772	13	1808	14	1876	16	1913	1	1950	12
150	9	198	6	327	3	1693	7	1731	19	1773	13	1809	14	1877	16	1914	1	1951	12
151	9	199	6	328	3	1694	7	1732	19	1774	14	1810	8	1878	16	1915	2	1952	12
152	9	200	6	329	3	1695	8	1733	19	1775	14	1811	6	1879	16	1916	2	1953	12
153	9	201	6	330	4	1696	8	1734	19	1776	14	1812	5	1880	16	1917	1	1954	12
154	9	202	6	331	4	1697	8	1735	19	1777	14	1813	20	1881	16	1918	1	1955	12
155	9	204	6	333	4	1698	8	1736	19	1778	14	1814	20	1882	16	1919	1	1956	12
156	9	205	6	334	4	1699	8	1737	19	1779	14	1815	20	1883	16	1920	1	1957	12
157	9	206	6	335	4	1700	8	1738	19	1780	13	1816	20	1884	16	1921	1	1958	7
158	9	207	6	336	4	1701	8	1739	19	1781	13	1817	20	1885	16	1922	1	1959	7
171	5	208	6	337	4	1702	18	1740	19	1782	14	1818	20	1886	16	1923	1	1960	7
172	5	209	6	338	4	1703	18	1742	19	1783	13	1819	20	1887	16	1924	2	1961	18
173	5	210	6	339	4	1704	18	1743	19	1784	14	1820	20	1888	17	1925	2	1962	22
174	5	211	6	340	4	1705	18	1744	19	1785	13	1821	20	1889	16	1927	11	1963	14
175	5	212	6	341	4	1706	18	1745	19	1786	14	1822	20	1890	17	1928	11	1964	14
176	5	213	6	342	4	1707	18	1746	19	1787	13	1823	20	1891	16	1929	11	1965	14
177	5	303	3	343	4	1708	18	1747	19	1788	13	1824	20	1892	16	1930	11	1966	14
178	5	304	3	344	4	1709	18	1748	19	1789	13	1825	20	1893	16	1931	11	1967	13
179	5	307	3	346	4	1710	18	1749	19	1790	13	1826	20	1894	16	1932	11	1968	8
180	5	310	3	347	4	1711	18	1750	19	1791	13	1827	20	1895	7	1933	11	1969	16
181	5	311	3	348	4	1712	18	1752	13	1792	13	1828	20	1896	16	1934	11	1970	8
182	5	312	3	349	4	1713	18	1753	13	1793	13	1829	20	1897	7	1935	11	1972	10
183	5	313	3	350	4	1714	18	1755	13	1794	13	1839	7	1898	2	1936	11	1973	10
184	5	314	3	351	4	1715	18	1756	14	1795	13	1840	7	1899	2	1937	11	1974	10
185	5	315	3	1681	7	1716	18	1757	14	1796	14	1865	17	1900	1	1938	12	1975	10
186	5	316	3	1682	7	1717	18	1758	14	1797	13	1866	16	1901	2	1939	12	1976	10
187	5	317	3	1683	7	1718	18	1759	14	1798	14	1867	16	1902	2	1940	12	1977	10
188	5	318	3	1684	7	1720	18	1760	13	1799	13	1868	16	1903	1	1941	12	A/L	233

RESTRICTED

RESTRICTED

AIR COMPRESSOR SPARES
SECTION 4FZ—cont.
INDEX TO REFERENCE NUMBERS

Ref. No.	Page No.	Ref. No.	Page No.	Ref. No.	Page No.	Ref. No.	Page No.	Ref. No.	Page No.	Ref. No.	Page No.	Ref. No.	Page No.	Ref. No.	Page No.	Ref. No.	Page No.	Ref. No.	
1978	10	2013	21																
1979	10	2014	21																
1980	10	2015	21																
1981	10	2016	17																
1982	10	2017	16																
1983	10	2018	17																
1984	10	2019	7																
1985	10	2020	15																
1986	10	2021	15																
1987	10	2022	15																
1988	10	2023	15																
1989	10	2024	15																
1990	10	2025	15																
1991	10	2026	15																
1992	10	2027	15																
1993	10	2028	15																
1994	10	2029	15																
1995	10	2030	15																
1996	10	2031	15																
1997	10	2032	15																
1998	10	2033	15																
1999	21	2034	15																
2000	21	2035	15																
2001	21	2036	7																
2002	21	2037	8																
2003	21																		
2004	21																		
2005	21																		
2006	21																		
2007	21																		
2008	21																		
2009	21																		
2010	21																		
2011	21																		
2012	21																		

RESTRICTED

RESTRICTED

RESTRICTED

Issued with A/L. 218

**AIR PUBLICATION 108
BOOK 15
SECOND EDITION**

**SECTION 4G
AIRCRAFT SERVICING EQUIPMENT**

**Items under Section 4G
are covered by
VOTE 7F1a**

RESTRICTED

VOCABULARY OF ROYAL AIR FORCE EQUIPMENT
AIRCRAFT SERVICING EQUIPMENT
SECTION 4G

(25th November, 1963)

Ref. No.	Nomenclature	Detail	Drawing or Part No.	No. off	Class of Store	Denom. of Qty.
1	2	3	4	5	6	7
	ADAPTERS :—					
6246	Inflation, Mark 2	772, B	—	A	each
	Consisting of :—					
6256	Adapter, body assembly	772/B23950		A	"
5886	Adapter, extension angled $\frac{1}{4}$ in. B.S.P.	G.S.2202/1		B	"
5885	Adapter, Schraeder valve	G.S.2104/1		B	"
5887	Adapter, straight, $\frac{1}{4}$ in. B.S.P.	G.S.2105/1		B	"
6251	Adapter, straight, $\frac{1}{4}$ in. B.S.P. \times $\frac{9}{16}$ in. U.N.F.	F.Z./15		B	"
6255	Case, adapter inflation	772, B24350		B	"
	Accessories :—					
6810	Adapter, angled, $\frac{1}{4}$ in. B.S.P. \times ... in. U.N.F.	For Argosy hydraulic accumulator only	F.Z.16	1	B	"
	Gauges, pressure :—					
3026	0-600 lb. p.s.i.	2 lb. 8 oz. $3\frac{3}{4}$ in. \times $3\frac{1}{4}$ in. \times 2 in.	} Spec. A.D.2/5RD/ 1005P. Issue 1		A	"
3027	0-1,500 lb. p.s.i.			A	"
3028	0-2,500 lb. p.s.i.			A	"
3029	0-3,500 lb. p.s.i.	6 lb. $9\frac{1}{2}$ oz. $4\frac{1}{2}$ in. \times 3 in.			A	"
	Spares :—					
6397	Body sub-assembly	772-D-24487		B	"
6743	Nipple	Naval aviation only	FZ.9-2	—	C	"
6402	Nut, gland	772-D-24007		C	"
6398	Pin	365-E-24450		C	"
6406	Pin, fulcrum	772-E-24013		C	"
6405	Rod	772-E-24347		C	"
6410	Spring	772-D-24011		C	"
6417	Washer	FZ.9/25A		C	"

RESTRICTED

RESTRICTED

AIRCRAFT SERVICING EQUIPMENT

SECTION 4G—cont.

1	2	3	4	5	6	7
	ADAPTERS—cont.					
	Inflation, Mark 2—cont.					
	Spares—cont.					
6399	Washer, cup	365-E-24451		C	each
6401	Washer, large	772-D-24003		C	"
6400	Washer, small	772-D-24004		C	"
7028	Inflation, Mark 6	772/B/28878	1	A	"
	Spares :—					
7031	Adapter, angle	n	772/C/26748	1	A	"
7030	Body, assembly, complete	772/C/28880	1	A	"
7029	Case, carrying	772/B/28879	1	C	"
1363	Oleo leg	A.I.R.13820		B	"
6125	ADAPTER SET	Accessory to Stand, power plant, Type D (Reference 40B/474). (Twin Pioneer and Pioneer aircraft only)	S.A.-A.8-88-13 less item 11 (40B/474)... ..		A	set
6706	ADAPTER SET	For Stand, transit servicing (Reference 40B/1435). Dart Engine and E.C.U.	C.P.4781		A	"
5971	ADAPTER SET	For Stand, transit servicing (Reference 40B/1141). Olympus E.C.U.		A	"
5787	AIR-SUPPLY UNIT, high pressure	For cocking Aden guns (portable) Naval aviation only.	M.R.6344 Issue 2		—	—
3593	ARBOR, propeller supporting	KID. S.K.1652		B	each
3433	BALANCE, air type servicing	A.D.R.D.M.2/1101/C		A	"
	Spares :—					
3786	Catch		B	"
3787	Connector	2 per set	C.52		B	set
3788	Control piston assembly	Complete		B	each
3789	Control unit	Complete		B	"
	Cylinders :—					
3794	Cap and pipe	For Gauges filter (Formerly Ref. No. 3793)		B	"
3790	Filter, inlet		B	"
3791	Gauge and spring		B	"

RESTRICTED

2

RESTRICTED

AIRCRAFT SERVICING EQUIPMENT

SECTION 4G—cont.

1	2	3	4	5	6	7
	BALANCE, air type servicing—cont.					
3798	Glass, gauge, master and joint ring		C	each
3799	Handle		B	"
3800	Hose, $\frac{3}{4}$ in. bore	50-ft. lengths	W. Turner Ltd. Pt. No. 50		B	length
3809	"Y" branch piece	Complete		B	each
3810	Cap		C	"
6261	BAR, tow	For Reference 40B/1226, Proteus E.C.U. Transit Servicing stand	FB.209160		A	"
6641	BAR, tow	Accessory for Reference 40B/1456. Orpheus 10001 E.C.U. Main frames (servicing stands).	FB.210238	—	A	"
6266	BAR, tow	For Transit Servicing Stand (Reference 40/B1262). Gazelle E.C.U. For Belvedere aircraft.	ANR.85223	—	A	"
6708	BAR, tow	For Transit Servicing Stand (Reference 40/B1435). Dart engine and E.C.U. ...	CP.4782	—	A	"
3032	BOLLARD	For loading Bomb trolleys	AM/EA.2610	—	B	"
	BRACKETS, trunnion mounting :—	For Stands, Sapphire E.C.U. Transit/servicing				
6183	Port	UM. 12372	—	A	"
6182	Starboard	UM. 12370	—	A	"
	CANOPIES, sun :—					
5688	John Smith's type Accessories :—	Hunter aircraft	1	A	"
6466	Curtain, sun	C/w. sets of fasteners	1	B	pair
	Spares :—					
6718	Buckle	—	C	each
6719	Feet	C/w. Pins in ball and socket	—	C	"

RESTRICTED

RESTRICTED

AIRCRAFT SERVICING EQUIPMENT

SECTION 4G—cont.

1	2	3	4	5	6	7
	CANOPIES, sun:—cont.					
5668	John Smith's type	Canberra aircraft	1	A	each
5704	John Smith's type	Swift aircraft	1	A	"
4864	CAN, fluid replenishing, pressurized, Mark 1	G.M. 10497 and relevant drawings.	—	A	"
	Accessories :—					
5719	Coupling, half, unified	Avery ½ in. B.S.P.	AVX/1492	1	C	"
5720	Elbow	For Valiant aircraft only	VSG/1418/4	1	C	"
5670	Element, filter, micronic	FE/1/E/4	1	C	"
5713	Hose, ½ in. × 24 in. long	C/w. end fittings	GM/B/2018	1	C	"
	Plates, identification :—					
5642	Fluid, de-icing, A.L.5	GM/B/11340/E	1	C	"
5643	Fluid, de-icing, A.L.8	GM/B/11340/F	1	C	"
5647	Oil, hydraulic, O.M.15	GM/B/11340/A	1	C	"
5646	Oil, lubricating, O.E.P.71	GM/B/11340/D	1	C	"
5645	Oil, lubricating, O.M.11	GM/B/11340/C	1	C	"
5644	Oil, lubricating, O.X.38	GM/B/11340/B	1	C	"
5371	Trolley, can, fluid replenishing	GM/C/3416	A	"
	Spares :—					
4967	Clamp, pump	G.M.5988/1	C	"
4968	Feet, pad	G.M.5987/2	C	"
4969	Nozzle, delivery tube	G.M.5975	B	"
4970	Rubber, eradle	G.M.5987/1	C	"
6738	Clamp, spring loaded	—	C	"
4966	Frame	G.M.8802	A	"
4971	Gun, dispenser	Juniper, Type A	A	"
			G.M.10497, item 75.			
4972	Endmount, special	Juniper, Type A1/H	B	"
4973	Hose, 12-ft. lengths	Complete with connections	Juniper, Type A2/H	A	"
4974	Gun, predetermined measure	Juniper, Type JX, G.M.10479, Item 74.	...	A	"

RESTRICTED

4

RESTRICTED

AIRCRAFT SERVICING EQUIPMENT

SECTION 4G—cont.

1	2	3	4	5	6	7
	CAN, fluid replenishing, pressurized, Mark 1—					
	<i>cont.</i>					
	Spares—cont.					
	Gun, predetermined measure— <i>cont.</i>					
4975	Block	Complete with gaskets	Juniper, Type J.X.28/G ...		B	each
4976	Bolt, hex. M/S set, 1 in. × ¼ in. B.S.F.	Juniper, Type J.X.32/G ...		C	"
4977	Bottom, perspex jar	Juniper, Type J.X.23/G ...		C	"
4978	Gland, packing	Juniper, Type J.X.10/G ...		C	"
4979	Handle	Juniper, Type J.X.4/G ...		C	"
4980	Hose, 12 ft.	Complete with connections	Juniper, Type G.M.30346 and G.M.30347A.		A	"
4981	Hose, outlet, 12 in.	Juniper, Type G.M.30347B.		A	"
4982	Jar, perspex	Juniper, Type J.X.21/G ...		B	"
4983	Nut, back	Juniper, Type J.X.11/G ...		C	"
4984	Nut, dome	Juniper, Type J.X.12/G ...		C	"
4985	Nut, gland	Juniper, Type J.X.9/G ...		C	"
4986	Nut, handle	Juniper, Type J.X.5/G ...		C	"
4987	Nut, self-locking, 6 B.A., "Oddie"	Juniper, Type J.X.8/G ...		C	"
4988	Nut, self-locking, ¼ in. B.S.F. "Oddie"	Juniper, Type J.X.17/G ...		C	"
4989	Nut, thin, M/S plated, ½ in. B.S.P.	Juniper, Type J.X.33/G ...		C	"
4990	Nut, Whitworth, ¼ in.	Juniper, Type J.X.27/G ...		C	"
4991	Plunger, main	Complete with flutes and housings	Juniper, Type J.X.1/G ...		B	"
4992	Screw, cheesehead set, 6 B.A. × 1½ in.	Juniper, Type J.X.7/G ...		C	"
5347	Seal, drain plug	G.M.10497/78		C	"
4993	Spring	Juniper, Type J.X.2/G ...		C	"
4994	Spring	Juniper, Type J.X.16/G ...		C	"
4995	Stay, perspex jar	6 per set	Juniper, Type J.X.25/G ...		C	set
4996	Tap, 3-way	Juniper, Type J.X.14/G ...		A	each
4997	Tap, perspex jar	Juniper, Type J.X.22/G ...		C	"
4998	Trigger	Juniper, Type J.X.6/G ...		C	"
4999	Tube, long jar	Juniper, Type J.X.30/G ...		C	"
5000	Tube, short jar	Juniper, Type J.X.31/G ...		C	"
5001	Valve, air release	Juniper, Type J.X.35/G ...		C	"

RESTRICTED

5

RESTRICTED

AIRCRAFT SERVICING EQUIPMENT

SECTION 4G—cont.

1	2	3	4	5	6	7
	CAN, fluid replenishing, pressurized, Mark 1 <i>—cont.</i>					
	Spares—cont.					
	Gun, predetermined measure— <i>cont.</i>					
5002	Washer, cork insert	For 3-way tap	Juniper, Type J.X.15/G ...		C	each
5003	Washer, flute	Juniper, Type J.X.3/G ...		C	"
5004	Washer, main plunger	Juniper, Type J.X.13/G ...		C	"
5005	Washer, rubber, perspex jar	Juniper, Type J.X.24/G ...		C	"
5048	Washer, spring $\frac{1}{4}$ in.	Juniper, Type J.X.26/G ...		C	"
5006	Washer, vulcanised fibre, $\frac{3}{8}$ in. o.d. \times $\frac{1}{2}$ in. i.d. \times $\frac{1}{16}$ in.	Juniper, Type J.X.20/G ...		C	"
5007	Washer, vulcanised fibre, $\frac{5}{8}$ in. o.d. \times $\frac{3}{8}$ in. i.d. \times $\frac{1}{16}$ in.	Juniper, Type J.X.19/G ...		C	"
5008	Washer, vulcanised fibre, 1 in. o.d. \times $\frac{3}{4}$ in. i.d. \times $\frac{1}{8}$ in.	Juniper, Type J.X.18/G ...		C	"
5009	Pump, hand	G.M.10497 Item 73 ...		A	"
5010	Bumper, washer	740/3/B		C	"
5011	Hose, pump, 18 in.	Complete with connections	P.H./1/B		A	"
5012	Leather, cup	740/26/B		C	"
5013	Leather, cup	740/31/B		C	"
5014	Ring, lock	740/14/B		C	"
5015	Seal	740/25/B		C	"
5016	Spring	740/16/B		C	"
5017	Washer	740/21/B		C	"
6741	Washer	Naval aviation only	740/22/B	—	C	"
5018	Washer	740/27/B		C	"
6740	Washer	Naval aviation only	740/30/B	—	C	"
5019	Washer	740/34/B		C	"
5020	Tank	G.M.8803		A	"
5021	Bezel, half guard	T.P.G.3/F		C	"
5023	Bolt, 1 in. \times $\frac{1}{4}$ in. B.S.F.	T.F.C.1/C		C	"
5022	Cap, filler	G.M.5996		C	"
5024	Cross-bar, filler cap	G.M.5994/2		C	"

RESTRICTED

RESTRICTED

AIRCRAFT SERVICING EQUIPMENT

SECTION 4G—cont.

1	2	3	4	5	6	7
	CAN, fluid replenishing, pressurized, Mark 1 —cont.					
	Spares—cont.					
	Tank—cont.					
5025	Diaphragm, reducing valve	B.R.V.2/D. G.M.10497 Item 77.		B	each
5026	Dipstick	G.M.5992/1		B	"
5027	Filter, wire gauze	G.M.5997/1		C	"
5028	Gauge, pressure, 0-20 lbs.	G.M.10497 Item 70		A	"
5029	Gauge, pressure, 0-60 lb.	G.M.10497 Item 70		A	"
5030	Glass, gauge, 1½ in. dia.	T.P.G.4/F		C	"
5031	Link-plate, filler cap	G.M.5995/1		C	set
5032	Locknut, reducing valve	G.M.10497 Item 77		C	each
5033	Nut, ¼ in. o.d. B.S.F.	T.F.C.1/C		C	"
5034	Nut, cap, female, hex., 1 in. B.S.P.	G.M.10497 Item 66		C	"
5035	Plate, filler cap	G.M.5996/1		C	"
5036	Plug, wrought iron ¼ in. B.S.P.	B.R.V.7/D		C	"
5037	Plunger, reducing valve	B.R.V.4/D. G.M.10497 Item 77.		C	"
6124	Ring, sealing, filter head	B.59793	1	C	"
5038	Rivet, stud hinge	G.M.5995/2		C	"
5039	Screw, adjusting, reducing valve	B.R.V.5/D. G.M.10497 Item 77.		C	"
5040	Screw, filler cap	G.M.5996/2		C	"
4918	Spout, decanting, Type A	G.M.7392		C	"
5041	Spring, reducing valve	B.R.V.3/D. G.M.10497 Item 77.		C	"
5042	Support, lug, top	G.M.5993/2		C	"
5043	Valve, reducing	B.R.V.1/D. G.M.10497 Item 77.		C	"
5044	Valve, Schraeder	645/F		B	"
5045	Washer, dipstick	G.M.10497 Item 68		C	"
5046	Washer, filler cap	G.M.5999/1		C	"
5047	Washer, rubber, cap nut	T.C.N.2/F		C	"

RESTRICTED

RESTRICTED

7

AIRCRAFT SERVICING EQUIPMENT

SECTION 4G—cont.

1	2	3	4	5	6	7
5358	GAN, fluid replenishing, pressurized, Mark 2	—	A	each
	Accessories :—					
	Plates, identification :—					
	Fluid, miscellaneous, (A.L.5)	Ref. No. 5642	G.M./B/11340/E	1	C	..
	Fluid, miscellaneous, (A.L. 8)	Ref. No. 5643	G.M./B/11340/F	1	C	..
	Oil, hydraulic, (O.M. 15)	Ref. No. 5647	G.M./B/11340/A	1	C	..
	Oil, lubrication, (O.X.) 38)	Ref. No. 5644	G.M./B/11340/B	1	C	..
7199	Turbex Fluid, (S.Q. 25)	Required for compressor washing	G.M./B/11340	1	C	..
—	Trolley, can fluid replenishing	Ref. No. 5371	G.M./C/3416	1	A	..
	Spares :—					
6557	Adaptor, $\frac{3}{8}$ in. B.S.P.	G.M./30350/2	—	C	..
6555	Adaptor, $\frac{1}{2}$ in. B.S.P.	G.M./B/1529	—	C	..
6567	Cap, nut washer	G.M./A/5343	—	C	..
6646	Coupling	A.V.X. 2260	—	—	..
6572	Dipstick assembly	G.M./B/5432	—	C	..
6560	Elbow 90°. $\frac{3}{8}$ in. B.S.P.	C/w. Element	G.M./D/5317. Item 28	—	C	..
6563	Element, filter, 5 micron Type 11/1/E/2	—	A	..
6562	Filter	G.M./D/5317. Item 30	—	A	..
6571	Gauge, pressure	G.M./D/5319/5. Item 30	—	A	..
6559	Gun	G.M./D/5317. Item 25	—	C	..
6550	Hose, filter, $8\frac{1}{2} \times \frac{1}{2}$ in. dia.	C/w. end fittings	G.M./B/1529. Item 9	—	C	..
6060	Hose, outlet $\frac{1}{2}$ in. dia.	C/w. end fittings	G.M./A/5321	1	B	..
5877	Hose, 15 ft. long $\times \frac{1}{2}$ in. dia.	C/w. end fittings	G.M./A/5320	1	B	..
6565	Ring, locating	G.M./A/5335	—	C	..
6564	Screen, filter	G.M./A/5324	—	C	..
6556	Tube and elbow	11A/4257	—	C	..
6570	Valve, air safety	G.M./D/5319/5. Item 29	—	C	..
6569	Valve, air, Schraeder, "Park" type	G.M./D/5319/5. Item 27	—	C	..
6566	Washer	G.M./A/5339	—	C	..
	Washers :—					
6568	Filler	G.M./5999/1	—	C	..
6561	Sealing	G.M./D/5317. Item 29	—	C	..
6553	Sealing, filter hose, $\frac{3}{8}$ in. B.S.P.	G.M./B/1529. Item 7	7	C	..

RESTRICTED

RESTRICTED

AIRCRAFT SERVICING EQUIPMENT

SECTION 4G— cont.

1	2	3	4	5	6	7
	CAN, fluid replenishing, pressurized, Mark 2— <i>cont.</i>					
	Spares—cont.					
	Washers:— <i>cont.</i>					
6554	Sealing, filter hose, ½ in. B.S.P.	G.M./B/1529. Item 8	—	C	each
6551	Sealing, long hose	G.M./A/5320. Item 6	—	C	"
6552	Sealing, short hose	G.M./A/5321. Item 7	—	C	"
5378	CAN, fluid replenishing, pressurized, 10-gall., Mark 3 :—	DB.7013	1	A	"
	Accessories :—					
6849	Coupling hose, half, hydraulic replenishment...	GM/B/19209	—	A	"
6621	Plate, identification, water/glycol	GM/B/11340 item C		C	"
	Spares :—		J/D/B/:—			
6147	Body, air release valve, Mark 3	1814	1	C	"
6137	Bolt, filler cap	1804	1	C	"
6135	Cap, drain tank	1802	1	C	"
6850	Cap, dust	For Ref. No. 6849	—	B	"
6136	Cap, filler	1803	1	C	"
6153	Casing, filter	C/w fittings	1820	1	C	"
6143	Connection, tank	1810	1	C	"
6138	Cross-bar, filler cap	1805	1	C	"
6163	Cup, pump, leather	1830	1	C	"
6140	Dip-stick, Mark 3	1807	1	C	"
	Element, filter, micronic	Ref. No. 5670	1	—	—
6158	End-mount, gun dispenser, Mark 3	1825	1	C	each
6151	Filter, 5 micron, Type P.J.F.I.	1818	1	A	"
6133	Frame	1800	1	A	"
6142	Gauge, filter, tank	1809	1	C	"
6156	Gauge, pressure, 0—60 p.s.i.	1823	1	C	"
6157	Gun, dispenser, Mark 3	1824	1	A	"
6687	Hose	Delivery valve to filter	1834 item 3.5		C	"
6159	Hose, ½ in. diam., 19-ft. long	C/w connections	1826	1	C	"
6160	Hose, gun, ½ in. diam., 21 in. long	C/w connections	1827	1	C	"

RESTRICTED

9

RESTRICTED

AIRCRAFT SERVICING EQUIPMENT

SECTION 4G—cont.

1	2	3	4	5	6	7
	CAN, fluid replenishing, pressurized, 10-gall., Mark 3—cont.					
	Spares—cont.		J/D/B/;—			
6146	Nut, adjusting air release valve, Mark 3	1813	1	C	each
6145	Plunger, air release valve, Mark 3	1812	1	C	"
6161	Pump, hand, complete	1828	1	C	"
6164	Ring, pump, lock	1831	1	C	"
6152	Seal, oil filter	1819	1	C	"
6165	Seal, pump	1832	1	C	"
6148	Spring, air valve, Mark 3	1815	1	C	"
6155	Spring, filter	1822	1	C	"
6166	Spring, pump	1833	1	C	"
6144	Valve, air release, Mark 3	1811	1	C	"
6149	Valve, Schraeder	1816	1	C	"
6666	Valve, stop-cock type	1834	—	C	"
6150	Valve, tank outlet	1817	—	C	"
6139	Washer, filler cap	1806	1	C	"
6141	Washer, dipstick	1808	1	C	"
6162	Washer, pump, bumper	1829	1	C	"
6134	Wheel, 9 in.	1801	1	C	"
1545	CARRIER, transporting, small, bomb containers 250 lb.	A.R.M.291 and all details dgs.		A	"
6505	CASTOR-SET	For Ref. No. 40B/1266	Blackburn drg. SE/5600 ...	—	A	set
6173	CASTOR-SET	For Ref. No. 40B/1262	ANR.84500	—	A	"
6707	CASTOR-SET	For Ref. No. 40B/1435	CP.4782	—	A	"
	Spares :—					
6766	Castor assembly, front	CP.5045	2	B	each
6767	Castor assembly, rear	CP.5046	2	B	"
6675	CASTOR	Accessory for Reference 40B/1262. Stand, E.C.U. Gazelle, transit/servicing. Naval aviation only.	A.N.R.84395	—	B	set

RESTRICTED

RESTRICTED

AIRCRAFT SERVICING EQUIPMENT

SECTION 4G—cont.

1	2	3	4	5	6	7
	CASTORS :—					
6642	Fixed (unit)	{Accessories for Reference 40B/1456. Orpheus 10001, E.C.U. Main frames (servicing stands).}	FB.210160	—	B	each
6643	Swivel (unit)		FB.210161	—	B	"
4230	CHASSIS, standard	35 cwt. 7 ft. wheel base	G.M.10137 G.A. and sched. and all relevant drgs.		A	"
	Spares :—					
	Arm, towing :—					
	Spares :—					
4334	Bracket, fork		G.M.3072		A	"
4327	Bracket, guide pawl		G.M.3065-1		C	"
4326	Bracket, lever, L.H.		G.M.3064A		C	"
4870	Bracket, lever, R.H.		G.M.3064B		C	"
4336	Clip, cable		G.M.3083-1		C	"
—	Cover, outer, 16 in. x 4 in.	Reference 16T/657			—	"
4332	Grip, lever		G.M.3068		A	each
4329	Handle, lever, c/w brackets for lever rod		G.M.3066 and 3069-2		A	"
4328	Pawl		G.M.3065-2		A	"
4333	Pin, bolt		G.M.3071-2		C	"
4338	Pin, shear, quick release	$\frac{5}{8}$ in. diam., 2.4 in. long from underside of head to pip.			C	"
4335	Pulley		G.M.3081-1		A	"
4330	Rod, brake		G.M.3067-1		A	"
4331	Spring, rod, brake		G.M.3067-2		C	"
	Axles :—					
	Spares :—					
4310	Bolt, lubrication, $\frac{1}{2}$ in. B.S.F. fine		G.M.2930-2		C	"
4309	Spring, leaf		G.M.6310		C	"
5071	Axle, rear		G.M.6318		C	"
	Spares :—					
—	Bolt, lubrication, $\frac{1}{2}$ in. B.S.F., fine	Ref. No. 4310			—	—

RESTRICTED

RESTRICTED

AIRCRAFT SERVICING EQUIPMENT

SECTION 4G—cont.

1	2	3	4	5	6	7
	CHASSIS, standard—cont.					
	Spares—cont.					
	Steering unit :—					
	Spares :—					
4312	Axle, stub, N.S.	Sub-assembly	G.M.8205B		A	each
4311	Axle, stub, O.S.	Sub-assembly	G.M.8205A		A	”
4316	Bearing, king pin	G.M.3092-1		C	”
4492	Brake, cable assembly, c/w shackle	G.M.3090 and 3098-2		A	”
4319	Bush, king pin	G.M.3095-1		C	”
4322	Link, rod, track	G.M.3097-1		C	”
4320	Pin, king	G.M.3095-2		C	”
4321	Rod, track, complete	G.M.3096		A	”
—	Spring, leaf	Ref. No. 4309		—	—
4315	Yoke, steering	Sub-assembly	G.M.6305		A	each
—	Tube, inner, 16 in. × 4 in.	Reference 16T./632.		—	—
—	Tube, inner, industrial trolley, Type S.B./V.7857.	Reference 16T./877. For use with Ref. Nos. 4520 and 4521.		—	—
5109	Washer	0.85 in. o.d. × 0.38 in. i.d. × $\frac{1}{8}$ in. thick	G.M.3321/2. Issue D	8	C	each
	CLEANERS VACUUM :—					
4169	Aircraft, heavy duty, Mark 1A	Fitted with J.A.P. Model 6 engine, 5 $\frac{1}{2}$ h.p.		A	each
	Accessories :—					
5613	Adapter	For use with Ref. 3025	6360... ..		B	”
2563	Arm, straight	S.A.52647A/1		B	”
3025	Hose, 20 ft.		A	”
4298	Hose, 30 ft.	S.K.P. No. 235		A	”
4304	Extension, 30 ft.	For Ref. No. 4298	S.K.P. No. 235		A	”
2565	Tool, fibre	B.V.C.6974		B	”
4194	Tool, rubber, corner	B.V.C.7303		B	”
2564	Tool, rubber, crevice	P.52665		B	”
4193	Tool, upholstering, 4 $\frac{1}{2}$ in.	B.V.C.7296		B	”
4192	Tube, elbow, 45 degrees	B.V.C.7283		B	”

RESTRICTED

RESTRICTED

AIRCRAFT SERVICING EQUIPMENT

SECTION 4G—cont.

1	2	3	4	5	6	7
	CLEANERS, Vacuum—cont.					
	Aircraft, heavy duty, Mark 1A—cont.					
	Spares :—					
5618	Bag, filter	B.V.C.15343	1	C	each
5619	Belt, "V", ½ in. × 60 in. long	B.V.C.87-111	1	C	"
5620	Bush, blowing	B.V.C.5901	1	C	"
—	Engine, J.A.P., Model 6	Reference 42AQ/1	—	—	—
6594	Hose, flexible	From Filter unit to Exhauster turbo unit	B.V.C. 11064	—	C	each
6576	Leg, steadng	C/w. Block clamping	Component of B.V.C.1089		C	"
3550	Texrope		B	"
5453	Turbo-exhauster, c/w pulley	B.V.C.11410		A	"
4519	Aircraft, heavy duty, Mark 1B	Fitted with 6 h.p. 3-phase motor with an auto- matic Star/Delta starter.		A	"
	Spares :—					
7232	Belt, "V" 64 in. long	B.V.C.	1	C	"
6257	Bin, dust	B.V.C./7377		B	"
	Aircraft, large :—					
	200-210 volts :—					
2374	Overseas	n		A	"
	220-230 volts :—					
2376	Overseas		A	"
	240-250 volts :—					
2377	Home	n		A	"
2378	Overseas	n		A	"
5421	Aircraft, Model T.L.1		A	"
	Spares :—					
—	Arm, extension, 1½ in. dia.	Ref. No. 2563		—	—
5596	Bag, dust	G.A.5085		C	each
5605	Bend, angle, 30°	P.52651		C	"
5601	Brushes, carbon...	S.A.11647		C	pair
5603	Brush, floor	SK.50534/1... ..		C	each

RESTRICTED

RESTRICTED

13

AIRCRAFT SERVICING EQUIPMENT

SECTION 4G—cont.

1	2	3	4	5	6	7
	CLEANERS, Vacuum—cont.					
	Aircraft, T.L.1—cont.					
	Spares:—cont.					
5604	Brush, round 4 in.	Rubber backed	G.A.52666B.1		C	each
5602	Handle	S.A.50455, A.2		C	"
5599	Hose, 1½ in. bore × 1 11/16 in. o.d.	C/w B.V.C. couplings to Pt. Nos. 5298 at each end.	S.K.50532		C	"
5578	Motor unit	G.A.11501		B	"
5600	Nut, lock	P.5059		C	"
5598	Switch	89-31		C	"
—	Tool, crevice, fibre	Ref. No. 2564		—	—
—	Tool, upholstery, 4½ in.	Ref. No. 4193		—	—
—	Tubes, elbow, 45 degrees	Ref. No. 4192		—	—
5566	Aircraft, small	Model No. 2614		A	each
	Spares :—					
5771	Tool, crevice flexible	1	C	"
5208	Large, Type B	B.V.C. Model T.4	1	A	"
	Spares :—					
7003	Brushes carbon	S.A.53057		—	pair
7020	Switch, rotary	Also required for Ref. No. 5209	B.V.C./Model	1	C	"
5209	Large, Type C	Special order only	B.V.C. Model T.3		A	"
6629	Small	110 volts rating, 460 cycles. S.O.O.	417E Model		A	each
5104	COMPRESSORS, hand operated		A	"
	Spares :—					
6252	Wheel, c/w solid rubber tyre	Wm. Turner Kismet 72495	1	C	"

RESTRICTED

RESTRICTED

AIRCRAFT SERVICING EQUIPMENT

SECTION 4G—cont.

1	2	3	4	5	6	7
	CRADLE, transporting and storage :—	For 30-mm. Aden guns.				
	Consisting of :—					
5455	Cradle, transporting and storage		A	each
5458	Handle, lifting		A	"
5457	Handle, towing		A	"
7047	Pad, mounting, rubber		C	"
5456	Wheel	1 set of 2 fixed and 2 castor		A	set
	Components :—	For Ref. No. 5456.				
6527	Wheel, fixed	C/w bracket	G.M./B/5373		A	"
6543	Wheel, swivel castor	G.M./B/5372		A	"
4033	CREEPER, aircraft servicing	For servicing the guns on Vampire and Venom aircraft.	D.I.S. No. G.S.1226 and relevant drgs.		A	each
	Spares :—					
4034	Bar, connecting	Pt. No. 2139-6		A	"
4036	Castor, swivel	2 in. dia. × ¾ in. compo rubber wheels ...	G.A. and Schedule G.S.2137.	4	A	"
4037	Cover, outer	Brown leathercloth, 1 in. hem-stitched edges	G.A. and Schedule G.S.2137.	1	A	"
4038	Lever, operating	Pt. 2139-3	2	A	"
4039	Pad, brake	Rubber	G.A. and Schedule G.S.2137.	2	C	"
4035	Plate, base and guide tube	Pt. No. 2139-5	2	A	"
4040	Spring, helical	Pt. No. 2139-2	2	C	"
4041	Washer, bearing	Pt. No. 2139-7	2	C	"
6517	DOCK, nose servicing	Basic equipment for Valiant aircraft. Demand in components from Section 4T, by reference to A.P. 4549A, Book 1, Vol. 1.		A	"
	FRAMES, photoflash container :—					
6090	Loading	P.140-88-50		A	"
6957	Loading Mk. 2	Ref. No. 6090, modified by MOD/P.140/GE/1	1	A	"
6091	Transit	P.140-88-1		A	"

RESTRICTED

RESTRICTED
15

AIRCRAFT SERVICING EQUIPMENT

SECTION 4G—cont.

1	2	3	4	5	6	7
	GAUGES, aircraft tyre pressure :—					
2509	20 to 120 lb. per sq. in.	2-lb. divisions 4 oz. 4 in. × 1 in. × 1 in. ...	A.D.R.D.M.2/1104C ...	—	B	each
4213	24 to 176 lb. per sq. in.	2-lb. divisions	G.M.8174. G.A. and Schedule and all relevant drgs.	—	A	„
	Spares :—					
4396	Ball, steel		C	„
4394	Pad, filter		C	„
4387	Piston, leather	G.M.2847-1		C	„
4392	Seat, valve, large	G.M.2857-2		C	„
4393	Seat, valve, small	G.M.2858-1		C	„
4390	Spring, buffer	G.M.2856-2		C	„
4386	Spring, indicator	G.M.2846-1		C	„
4391	Spring, valve, shuttle	G.M.2857-1		C	„
4388	Valve, main	G.M.2855-1		C	„
4389	Valve, shuttle	G.M.2855-2		C	„
4395	Washer	G.M.8174, G.A., and item 28, Schedule and relevant drgs.		C	„
6526	GAUGE, checking, 0-30 lbs. p.s.i.	Special order only	—	C	„
1357	GAUGE, pressure	For oleo legs	A.D.S.110		A	„
2595	2 to 20 lb. per sq. in.	For checking air pressures in hydraulic reservoirs. 2 oz. 5 in. × 1 in. × 1 in. ...	A.D.R.D.M.2/1104/C ...		A	„
4182	Testing, water methanol system	Spec. 244/P and Drg. No. G.M.2000, 2001, 2002-1, 2002-2, 2005.		A	„
5874	GAUGE, tyre, high pressure	HML/X35/244	1	A	„
4296	HOLDER, servicing, record card	Serv. G.2/1		C	„

RESTRICTED

RESTRICTED

AIRCRAFT SERVICING EQUIPMENT

SECTION 4G—cont.

1	2			3	4	5	6	7
3430	HYDRAULIC TEST-SET, MARK 1			Static. Complete in wooden container. For testing of aircraft hydraulic components.	Automotive Products Ltd. Drg. No. A.X.10094.		A	each
	Accessories :—							
	Adapters, cone :—							
	$\frac{3}{16}$ in. o.d.			Reference 28F/9838			—	—
	$\frac{1}{4}$ in. o.d.			Reference 28F/9708			—	—
	$\frac{5}{16}$ in. o.d.			Reference 28F/11621			—	—
	$\frac{3}{8}$ in. o.d.			Reference 28F/10410			—	—
	$\frac{7}{16}$ in. o.d.			Reference 28F/14731			—	—
	$\frac{1}{2}$ in. o.d.			Reference 28F/9709			—	—
4173	Adapters, miscellaneous		u	D.997 Ref. 7 to 10. D.1003 Ref. 7 to 10.		C	each
	Adapters, union :—							
	$\frac{3}{16}$ in. o.d.			Reference 28F/9493			—	—
	$\frac{1}{4}$ in. o.d.			Reference 28F/10568			—	—
	$\frac{5}{16}$ in. o.d.			Reference 28F/13973			—	—
	$\frac{3}{8}$ in. o.d.			Reference 28F/10110			—	—
	$\frac{7}{16}$ in. o.d.			Reference 28F/13974			—	—
	$\frac{1}{2}$ in. o.d.			Reference 28F/11266			—	—
	$\frac{3}{4}$ in. o.d.			Reference 28F/8870			—	—
	$\frac{1}{2}$ in. o.d.			Reference 28F/11538			—	—
	Banjo bodies, cone, single end :—							
	$\frac{3}{16}$ in. o.d.			Reference 28F/10797			—	—
	$\frac{1}{4}$ in. o.d.			Reference 28F/10798			—	—
	$\frac{5}{16}$ in. o.d.			Reference 27F/11079			—	—
	$\frac{3}{8}$ in. o.d.			Reference 28F/10799			—	—
	$\frac{7}{16}$ in. o.d.			Reference 28F/14732			—	—
	$\frac{1}{2}$ in. o.d.			Reference 28F/11170			—	—
	Banjo bodies, union, double R.A. :—							
	$\frac{3}{16}$ in. o.d.			Reference 28F/11279			—	—
	$\frac{1}{4}$ in. o.d.			Reference 28F/10517			—	—
	$\frac{5}{16}$ in. o.d.			Reference 28F/14733			—	—
	$\frac{3}{8}$ in. o.d.			Reference 28F/11699			—	—

RESTRICTED

RESTRICTED

AIRCRAFT SERVICING EQUIPMENT

SECTION 4G—cont.

1	2	3	4	5	6	7
	HYDRAULIC TEST-SET, MARK 1—cont.					
	Accessories—cont.					
	Banjo bodies, union, double R.A. :—cont.					
—	$\frac{7}{16}$ in. o.d.	Reference 28F/14734	—	—
—	in. o.d.	Reference 28F/14735	—	—
—	in. o.d.	Reference 28F/14736	—	—
—	in. o.d.	Reference 28F/14737	—	—
	Banjo bodies, union, single end :—					
—	$\frac{3}{16}$ in. o.d.	Reference 28F/9423236	—	—
—	$\frac{1}{4}$ in. o.d.	Reference 28F/9423237	—	—
—	in. o.d.	Reference 28F/9423239	—	—
—	in. o.d.	Reference 28F/9423242	—	—
	Bolts, banjo :—					
—	$\frac{3}{16}$ in. o.d.	Reference 28F/9423226	—	—
—	in. o.d.	Reference 28F/9423227	—	—
—	$\frac{1}{4}$ in. o.d.	Reference 28F/9423228	—	—
—	in. o.d.	Reference 28F/9423229	—	—
—	$\frac{7}{16}$ in. o.d.	Reference 28F/9423230	—	—
—	in. o.d.	Reference 28F/9423231	—	—
—	in. o.d.	Reference 28F/9423232	—	—
—	in. o.d.	Reference 28F/9423233	—	—
	Washers, jointing :—					
—	0.35 in. i.d. × 0.56 in. ex.d. × 0.08 in. thick.	Reference 28F/8225	—	—
—	0.52 in. i.d. × 0.69 in. ex.d. × 0.08 in. thick.	Reference 28F/8215	—	—
—	0.60 in. i.d. × 0.77 in. ex.d. × 0.08 in. thick.	Reference 28F/9648	—	—
—	0.66 in. i.d. × 0.83 in. ex.d. × 0.08 in. thick.	Reference 28F/9649	—	—
—	0.75 in. i.d. × 0.92 in. ex.d. × 0.09 in. thick.	Reference 28F/9650	—	—
—	0.83 in. i.d. × 1.00 in. ex.d. × 0.09 in. thick.	Reference 28F/9651	—	—

RESTRICTED

RESTRICTED

AIRCRAFT SERVICING EQUIPMENT

SECTION 4G—cont.

1	2	3	4	5	6	7
	HYDRAULIC TEST-SET, MARK 1—cont.					
	Accessories—cont.					
	Washers, jointing—cont.					
—	0.91 in. i.d. 1.08 in. ex.d. × 0.09 in. thick.	Reference 28F/9652		—	—
—	1.05 in. i.d. 1.22 in. ex.d. × 0.09 in. thick.	Reference 28F/9653		—	—
	Spares :—					
4226	Adapter	For use with Mosquito units		B	each
5696	Adapter, coupling, $\frac{5}{16}$ in. B.S.F. × $\frac{3}{8}$ in. B.S.P.	G.M./A/1606	1	A	"
6264	Bush, screwed	A.X.10091, Ref. 7	—	C	—
	Connectors :—					
5882	$\frac{1}{2}$ in. B.S.P.	G.M.28383A		C	each
5350	$\frac{1}{2}$ in. B.S.P.— $\frac{1}{2}$ in. B.S.P.	G.M.28376A		C	"
5351	$\frac{1}{2}$ in. B.S.P.— $\frac{1}{2}$ in. B.S.P.	G.M.28376B		C	"
5353	$\frac{1}{2}$ in. B.S.P.— $\frac{1}{2}$ in. B.S.P.	G.M.28376D		C	"
5355	$\frac{1}{2}$ in. B.S.P.— $\frac{1}{2}$ in. B.S.P.	G.M.28376E		C	"
5356	$\frac{1}{2}$ in. B.S.P.— $\frac{1}{2}$ in. B.S.P.	G.M.28374A		C	"
5357	$\frac{1}{2}$ in. B.S.P.— $\frac{1}{2}$ in. B.S.P.	G.M.28374B		C	"
5352	0.6 in. 19 t.p.i.— $\frac{3}{8}$ in. B.S.P.	G.M.28376F		C	"
5354	0.75 in. 14 t.p.i.— $\frac{3}{8}$ in. B.S.P.	G.M.28376G		C	"
4100	Filter, puralator	Assembly A.X.10144	A.X.10144	2	C	"
	Spares :—					
4101	Element	Sub-assembly, M.P.3028/3	2	C	"
4103	Head gasket	Oakum, strong, M.P.3774/4	2	C	"
4102	Scraper	Sub-assembly, M.P.805/3	2	C	"
—	Gasket	Reference 7M/4192 (A.D.S.32/U)	1	—	—
4119	Gauge, high pressure	Budenberg, 6,000 lb. p.s.i.	1	A	each
6635	Gauge, high pressure	Budenberg, 7,500 lbs. p.s.i.	—	A	"
4120	Gauge, low pressure	Budenberg, 1,000 lb. p.s.i.	1	A	"
6636	Handle, c/w grip	U.M.C.528-9	—	C	"

RESTRICTED

19

RESTRICTED

AIRCRAFT SERVICING EQUIPMENT

SECTION 4G—cont.

1	2	3	4	5	6	7
	HYDRAULIC TEST-SETS, MARK 1—cont.					
	Spares :—cont.					
	Hoses :—					
4126	16 in. long	A.V.A.323A	1	A each
4122	24 in. long	Type 5, ½ in. bore, 24 in. long, 2 ends at 90°	...	1	A "
4125	24 in. long	One end straight, one end 90°	A.V.A.323D	2	A "
4121	32 in. long	Type 22, ½ in. bore, two ends at 90°	...	1	A "
4128	32 in. long	Both ends straight	A.V.A.322C	2	A "
4123	36 in. long	One end straight, one end 90°	A.V.A.323C	1	A "
4127	38 in. long	Both ends straight	A.V.A.322C	3	A "
4124	42 in. long	One end straight, one end 90°	A.V.A.323B	1	A "
4104	Intensifier, high-pressure	A.X.1014-2	1	A "
	Spares :—					
4105	Cup, rubber	G.M.28345	1	C "
—	Seal	Reference 27M/4420 (Lochkeed No. A.D.S.116/33).	...	1	—
—	Washer, jointing, 0.60 in. i.d. × 0.77 in. ext. dia. × 0.08 in. thick.	Reference 28F/11237 (A.G.S.1139/B.B.)	...	2	—
	Plugs, blanking :—					
5386	0.6 in. o.d. × 19 t.p.i.	G.M.28375C	...	C each
5384	1 in. B.S.P.	G.M.28375C	...	C "
5385	1 in. B.S.P.	G.M.28275B	...	C "
5387	1 in. B.S.P.	G.M.28375D	...	C "
5388	1 in. B.S.P.	G.M.28375E	...	C "
5381	1 in. B.S.P.	G.M.28377A	...	C "
5382	1 in. B.S.P.	G.M.28377B	...	C "
5383	1 in. B.S.P.	G.M.28377D	...	C "
4099	Pump, hand	A.X.10147	2	A "
	Spares :—					
—	Ring, piston	Reference 27W/1011 (U.M.C.511)	...	1	—
—	Ring, sealing	Reference 27W/1076 (U.M.C.541)	...	1	—
—	Ring, sealing, rubber	Reference 27W/1015 (U.M.C.506)	...	2	—

RESTRICTED

RESTRICTED

AIRCRAFT SERVICING EQUIPMENT

SECTION 4G—cont.

1	2	3	4	5	6	7
	HYDRAULIC TEST-SET, Mark 1—cont.					
	Spares—cont.					
—	Seating	Reference 27W/1019 (U.M.C.505)	1	—	—
—	Seat, valve	Reference 27W/1017 (U.M.C.507)	1	—	—
—	Sleeve, piston	Reference 27W/1020 (U.M.C.514)	1	—	—
—	Stem, valve	Reference 27W/1023 (U.M.C.509)	1	—	—
4106	Pump, rotary filling	AX.10149	1	A	each
	Spares :—					
4107	Gasket	Copper	723/4	5	C	“
4108	Gasket	Copper	G.M.28332B	5	C	“
4109	Gasket	Copper	818/4	2	C	“
4110	Gasket	Copper	KL.44517	1	C	“
4111	Gasket	Copper	KL.44530	3	C	“
4112	Gasket	HC/22980/4	1	C	“
4113	Gasket	Copper	KL.44509	3	C	“
4114	Gasket	Copper	KL.44521	2	C	“
4117	Gasket	Copper	KL.44528	1	C	“
4115	Seal, crankshaft	Rubber	HC.25195/4	1	C	“
4116	Seal, rubber	HC.26039/4	4	C	“
5906	Union	AX.1014	1	C	“
4096	Valve, non-return	AX.10145	1	C	“
	Spares :—					
—	Seal	Reference 27M/7763	1	—	—
6172	Valve, release	AX.10780	3	C	each
4130	Valve, thermal relief	Assembly	AX.10148	2	C	“
	Spares :—					
—	Seal, sleeve	Reference 27W/1047	1	—	—
	INFLATORS, tyre, automatic :—					
6055	0-135 lbs. p.s.i.	Kismet 95/5	1	A	each
	Spares :—					
6107	Washer, chuck	1	C	“
6108	Washer, valve release	M.2316	1	C	“

RESTRICTED

RESTRICTED

AIRCRAFT SERVICING EQUIPMENT

SECTION 4G—cont.

1	2	3	4	5	6	7
	INFLATORS, tyre, automatic:—cont.					
6056	0-135 lbs. p.s.i.	Model 242	1	A	each
5970	H.P. Mark 1, 0-450 lbs. p.s.i.	NA/1600/2	1	A	..
	Spares :—					
6428	Circlip	For Valve $\frac{1}{4}$ in. non-return and R.P.M. valve	ND.985		C	..
6441	Clip, retaining	For Controller L.15 Mark 1	ND.441		C	..
6392	Connector	X35/1		A	..
6442	Diaphragm	For Controller L.15 Mark 1	ND.200		C	..
	Gauges, pressure, $3\frac{1}{4}$ in. dial :—					
6423	0-450 p.s.i.	ND.2198		B	..
6424	0-600 p.s.i.	ND.2197		B	..
6425	0-4000 p.s.i.	ND.2196		B	..
7193	Hose	C/w $\frac{1}{4}$ B.S.P. Female Connections	B.O.867	1	C	..
	Knobs, operating :—					
6432	Black	For Valve, QA stop, QA2	ND.2371		C	..
6433	Red	For Valve, QA stop	ND.2371		C	..
6434	Lever, cam	For Valve, QA stop	ND.2372		C	..
6437	Lever, return spring	For Valve, QA stop	ND.1336		C	..
6455	Packing "U"	For Coupling swivel	U.O.62037		C	..
6435	Pin, dowel	For Valve, QA stop	ND.1332		C	..
6456	Pin, $\frac{1}{8}$ in. dia. < $\frac{3}{4}$ in. long	For Coupling swivel	G.P.3		C	..
	Rings :—					
6450	"O"	For Valve R.P.M.	B.O.386		C	..
6457	"O"	For Connector, tyre stem	B.724-2006... ..		C	..
6458	Split, locking	For Connector, tyre stem	Y701-12		C	Pair
6443	Screw, guide	For Controller L.15, Mark 1	ND.1321		C	each
6426	Seal, $\frac{1}{4}$ in. B.S.P. bonded	B.O.185		C	..
6427	Seal, $\frac{3}{8}$ in. B.S.P. bonded	B.O.186		C	..
	Seats :—					
6429	Valve	For Valve, $\frac{1}{4}$ in. non-return	ND.1630		C	..
6436	Valve	For Valve QA.2 stop	ND.417		C	..
6444	Valve	For Controller L.15 Mark 1	ND.1142		C	..
6451	Valve	For Valve R.P.M.	ND.1112		C	..

RESTRICTED

RESTRICTED

AIRCRAFT SERVICING EQUIPMENT

SECTION 4G—cont.

1	2	3	4	5	6	7
	INFLATORS, tyre automatic—cont.					
	H.P. Mark 1, 0-450 lbs. p.s.i.—cont.					
	Spares—cont.					
	Springs :—					
6445	Loading	For Controller L.15 Mark 1	ND.168		C	each
6452	Main	For Valve R.P.M.	ND.2343		C	"
6446	Relief screw	For Controller L.15 Mark 1	ND.212		C	"
6431	Valve	For Valve ¼ in. non-return	ND.2366		C	"
6440	Valve	For Valve QA stop	ND.227		C	"
6448	Valve	For Controller L15. Mark 1	ND.211		C	"
6430	Valve	For Valve, ¼ in. non-return	ND.1629		C	"
6417	Valve	For Controller L15. Mark 1	ND.1432		C	"
	Valves :—					
6438	Exhaust	For Valve, QA stop	ND.1330		C	"
6439	Main	For Valve, QA stop	ND.1329		C	"
6453	Sub-assembly	For Valve, R.P.M.	ND.984		C	"
6460	Washer	For Connector, tyre stem	Y.883-2		C	"
6459	Washer	For Connector, tyre stem	Y.883-1		C	"
	Washers :—					
6449	Relief screw	For Controller L15. Mark 1	ND.210		C	"
6454	Shim	For Valve R.P.M.	ND.2355		C	"
5968	L.P., Mark 2, 10-120 lbs. p.s.i.	VERTEX, Model L, MK.2.	1	A	"
5969	M.P., Mark 1, 0-250 lbs. p.s.i.	Model MS.191	1	A	"
	Spares :—					
6106	Hose, armoured, 2½ in.	1778, 1779	1	C	"
6105	Seat, main valve	213	1	C	"
5615	KIT, tyre inflation, high-pressure	Naval aviation only	GM/D/7107		A	"
	Spares :—					
5863	Clamp, bolt assembly	GM/A/10843		C	"
6238	Connector, tyre stem, universal	HML/1145	1	C	"

RESTRICTED

RESTRICTED

AIRCRAFT SERVICING EQUIPMENT

SECTION 4G—cont.

1	2	3	4	5	6	7
	KIT, tyre inflation, high-pressure—cont.					
	Spares—cont.					
5871	Gauge, air, bottle pressure	GM/A/10856	...	A	each
5870	Gauge, tyre pressure	GM/A/10855	...	A	"
5872	Hose, rubber, $\frac{1}{4}$ in. bore \times $\frac{1}{2}$ in. o.d. \times 36 in. long.	C	"
5869	Joint, packing, gland	GM/A/10852	...	C	"
5865	Nut, pin, clamp	GM/A/10830	...	C	"
5864	Pin, clamp	GM/A/10829	...	C	"
6549	Shim assembly	GM/A/27278	...	C	"
6544	Shim	GM/A/17752/A	...	C	"
6545	Shim	GM/A/17752/B	...	C	"
6546	Shim	GM/A/17752/C	...	C	"
6547	Shim	GM/A/17752/D	...	C	"
6548	Shim	GM/A/17752/E	...	C	"
5868	Valve assembly, deflating	GM/A/10874	...	A	"
5866	Valve assembly, pressure relief	GM/1/10861	...	A	"
5873	Valve, Schraeder, inflating	Ref. 1223-A	...	C	"
5867	Valve, spring	GM/A/10865	...	C	"
	LADDERS :—					
4229	Aircraft entrance	A	"
	Accessories :—					
6102	Base, adapter	GM/D/19243	...	A	"
	Spares :—					
5360	Axle	G.M.4442	...	1	C
5365	Clamp, jack	G.M.4446	...	2	C
5364	Cross brace assembly	G.M.6662	...	1	C
5366	Jack, lifting	G.M.6668	...	2	C
6533	Rail, hand, L.H.	GM/8403.L.H.	...	—	A
6534	Rail, hand, R.H.	GM/8403. R.H.	...	—	A
5359	Tread	G.M.6660	...	26	C

RESTRICTED

RESTRICTED

AIRCRAFT SERVICING EQUIPMENT

SECTION 4G—cont.

1	2	3	4	5	6	7
	LADDERS—cont.					
3984	Aircraft refuelling and main plane servicing (small).	Kidbrooke, Sketch 1684, Pts. 1-8		A	each
	Spares :—					
—	Mat, mainplane, Type C	Ref. No. 4342		—	—
	Spares :—					
4092	Strop, grommet		C	each
4094	Pad, base	Kidbrooke, Sketch 1648, Pt. 7.		C	"
4093	Pin, pip	Kidbrooke, Sketch 1684, Pt. 2.		C	"
4095	Ring, base	Kidbrooke, Sketch 1684, Pt. 6, Issue 2.		C	"
4243	Aircraft servicing, elevating and extending, Mark 2.	2-ladder version	G.M.10211 and all relevant drgs.		A	"
	Accessories :—					
4777	Case, packing		A	"
	Spares :—					
4441	Arm, jack, folding	G.M.8246		A	"
4434	Beam, carriage, forward	G.M.10233 and relevant drgs.		A	"
	Spares :—					
4773	Casting, end, forward carriage beam, L.H.	G.M.10248/B		C	"
4438	Casting, end, forward carriage beam, R.H.	G.M.10248/A		C	"
4437	Beam, carriage, rear	G.M.10224 and relevant drgs.		A	"
	Spares :—					
4774	Casting, end, rear carriage beam, L.H.	G.M.10236/A		C	"
4439	Casting, end, rear carriage beam, R.H.	G.M.10236/B		C	"
4480	Cover, rung, 16 in. \times 5 $\frac{3}{8}$ in.		C	"
4481	Cover, rung, 16 in. \times 6 $\frac{3}{8}$ in.		C	"

RESTRICTED

RESTRICTED
25

AIRCRAFT SERVICING EQUIPMENT

SECTION 4G—cont.

1	2	3	4	5	6	7
	LADDERS—cont.					
	Aircraft servicing, elevating and extending, Mark 2—cont.					
	Spares :—cont.					
4482	Cover, rung, 16 in. × 9¼ in.	C	each
4446	Elevating gear assembly	Complete	G.M.10228 and relevant drgs.	A	"
	Spares :—					
4477	Bearing, swivel	G.M.6095	C	"
4478	Collar, retaining	G.M.6096	C	"
4461	Gear, bevel	G.M.8333	A	"
4447	Handle, operating, elevating gear	Complete	G.M.4830 and G.M.6506	C	"
4955	Nut, elevating, for elevating gear	C	"
4462	Pinion, bevel	G.M.8332	A	"
4459	Screw, elevating	G.M.8336	A	"
4432	Fork, front wheel	G.M.10247 and relevant drgs.	C	"
4433	Fork, rear wheel, L.H. and R.H.	G.M.8504 and relevant drgs.	C	"
5423	Handle, catch pin assembly	G.M.8505	B	"
4467	Lever, front fork	G.M.8317	C	"
4436	Member, carriage, side frame	G.M.10230 and relevant drgs.	A	"
	Spares :—					
4772	Casting, end, side carriage beam, L.H.	G.M.10231/B	C	"
4435	Casting, ends, side carriage beam, R.H.	G.M.10231/A	C	"
4463	Pawl, tensioner group	G.M.8341 and relevant drgs.	A	"
	Spares :—					
4466	End, fork	G.M.6554	C	"
4470	Nipple, cable	G.M.6553	C	"
4465	Nut, end	G.M.6557	C	"
4445	Pawl, tensioner	G.M.10229	C	"
4471	Spring, arm	G.M.6548	C	"
4464	Spring, rope	G.M.6558	C	"

RESTRICTED

RESTRICTED

AIRCRAFT SERVICING EQUIPMENT

SECTION 4G—cont.

1	2	3	4	5	6	7
	LADDERS—cont.					
	Aircraft servicing, elevating and extending, Mark 2—cont.					
	Spares—cont.					
4469	Pin, c/w collar	For ladder side strut	G.M.6560		C	each
4442	Pin, hinge, arm, jack, folding	G.M.6690		C	"
4444	Pin, pip	Aviation Development Ltd. Catalogue No. A.1220/H.T.S.		C	"
4479	Pin, pivot, ladder, c/w nut	G.M.6524		C	"
4443	Pin, quick release, $\frac{3}{8}$ in.	$\frac{1}{2}$ Min. grip length. Aerolex Ltd.	Pt. No. 605		C	"
4451	Rear jack assembly	Complete	G.M.10223 and relevant drgs.		A	"
	Spares :—					
4453	Pad, foot, jack	G.M.8318		C	"
—	Plate, side, winch, frame, L.H.	Ref. No. 5404		—	—
—	Plate, side, winch, frame, R.H.	Ref. No. 5403		—	—
4452	Stem, jack, rear	G.M.10244 and relevant drgs.		C	each
4468	Stop, ladder extension	G.M.6567		C	"
4440	Strut, bracing arm, jack, folding	G.M.6693		C	"
4450	Top platform group	G.M.10244 and relevant drgs.		A	"
4448	Towing arm assembly	Complete	G.M.10227 and relevant drgs.		A	"
	Spares :—					
4476	End, fork	G.M.6503		A	"
4449	Eyc. towing	G.M.8331		A	"
—	Washer, pinion	Ref. No. 5407		—	—
—	Winch assembly	Formerly 4G/4454		—	—
	Spares :—					
5545	Anchor bracket assembly, main ladder	G.M./A./2366		A	each
5542	Cable, main joisting, 45 feet	G.M.30210/B		C	"
5413	Ferrule	G.M.30324		C	"

RESTRICTED

RESTRICTED

AIRCRAFT SERVICING EQUIPMENT

SECTION 4G—cont.

1	2	3	4	5	6	7
	LADDERS—cont.					
	Aircraft servicing, elevating and extending, Mark 2—cont.					
	Spares—cont.					
	Winch assembly—cont.					
	Spares—cont.					
5546	Ferrule	G.M./A./3462		C	each
—	Handle, catch pin assembly	Ref. No. 5423		—	—
4455	Handle, operating winch gear	Complete	G.M.8322 and relevant drgs.		C	each
4458	Handle, ratchet, pawl	G.M.6514		C	"
5540	Member, cross, winch, top	G.M.7954C		C	"
5541	Member, cross, winch, bottom	G.M.7954D.		C	"
4472	Pawl, ratchet	G.M.6515		C	"
5404	Plate, side, winch, frame, L.H.	G.M.9428		C	"
5403	Plate, side, winch, frame, R.H.	G.M.9427		C	"
5544	Pulley and bracket assembly, extension ladder.	...	G.M./B/2362		C	"
5543	Pulley and bracket assembly, main ladder	...	G.M./B/2358		C	"
—	Rope, wire, steel, flexible, $\frac{3}{8}$ in. circ. ...	Reference 29A/2068. (Pawl tensiometer cable 6 ft. 4 in. length).		—	—
4473	Shaft, drum	G.M.6510		C	each
4474	Shaft, drum	G.M.6508		C	"
4475	Shaft, handle	G.M.6506		C	"
5407	Washer, pinion	G.M.30206		C	"
4456	Wheel, gear, main	G.M.6511		A	"
4457	Wheel, gear, pinion driver	G.M.6512A		C	"
4775	Wheel, gear, pinion idler	G.M.6512B		C	"
4227	Aircraft servicing, elevating and extending, Mark 3.	3-ladder version	G.M.10210 and relevant drgs.		A	"
	Accessories :—					
4778	Case, packing		A	"
	Spares :—					
5409	Bracket, double pulley	G.M.30207		C	"
5408	Cable, main hoisting	G.M.30210		C	"

RESTRICTED

RESTRICTED

AIRCRAFT SERVICING EQUIPMENT

SECTION 4G—cont.

1	2	3	4	5	6	7
	LADDERS—cont.					
	Aircraft servicing, elevating and extending,					
	Mark 3—cont.					
	Spares—cont.					
—	Ferrule	Ref. No. 5413		—	—
—	Handle, catch pin assembly	Ref. No. 5423		—	—
5406	Member, cross, winch, bottom	G.M.7954B		C	each
5405	Member, cross, winch, top	G.M.7954A		C	..
5412	Pin, double pulley	G.M.30209		C	..
—	Plate, side, winch frame, L.H.	Ref. No. 5404		—	—
—	Plate, side, winch frame, R.H.	Ref. No. 5403		—	—
5414	Pulley and bracket assembly	G.M.6057		C	each
5410	Pulley	G.M.6504		C	..
—	Washer, pinion	Ref. No. 5407		—	—
5411	Washer, spacer	G.M.30208		C	each
4517	Aircraft servicing, flat top, adjustable	4 M.U.—557		A	..
	Spares :—					
4867	Wheel, cast iron, rubber tyred	6 in. dia. 1¼ in. tread, 1½ in. hub length, ¾ in. bore. Plain bore.		A	..
5641	Aircraft servicing, Giraffe Type AA, Mark 2	050993	1	A	..
	Accessories :—					
5709	Bracket attachment	(Sets of 4)... ..	050237/10	1	A	set
5707	Extension, 4 ft.	050247	1	A	each
	Spares :—					
6127	Boom, handrail	040986	—	B	..
6759	Brace, vertical, handrail	GM/B/21404	1	B	..
5927	Buffer, front	050246/1	1	C	..
5929	Buffer, handrail	040414	1	C	..
5928	Buffer, side	050246/2	1	C	..
5914	Cable, release	030673	1	C	..
5922	Castor, wheel and bracket assembly	050993/3	1	A	..
6386	Cone	For Ram locking Mechanism, Ref. No. 6226	Access. Drg. No. 041285, Pt. No. 030954/1.		B	..

RESTRICTED

RESTRICTED

AIRCRAFT SERVICING EQUIPMENT

SECTION 4G—cont.

1	2	3	4	5	6	7
	LADDERS—cont.					
	Aircraft servicing, Giraffe Type AA, Mark 2					
	<i>—cont.</i>					
	Spares—cont.					
6756	Cross Bar, lower handrail	G.M./B/21421	1	B	each
6757	Cross Bar, top handrail	G.M./B/21422	1	B	"
6755	Handrail	G.M./B/21420	1	B	"
6760	Handrail, curved	G.M./B/21431	1	B	"
6395	Frame, ram support "A"	G.M./C/21440	—	A	"
6126	Handrail, inter platform	030685	—	B	"
5925	Hose, hydraulic	050993/13	1	B	"
5792	Jack, stepfast	040970	1	A	"
6758	Kickboard, front	G.M./B/21450	1	B	"
6111	Mechanism, safety	Complete less Ram catch pin	040390/A	1	C	"
5926	Pin, ram catch	040390/B	1	C	"
5930	Pump	040380	1	A	"
6644	Handle, pump, hydraulic	For Ref. No. 5930	Access 050364 Pt. No. H.S. 4/1.		C	"
6221	Rail, lower, right-hand	030688	1	C	"
6226	Ram, locking mechanism assembly	041285	1	A	"
6387	Ring, lock	For Ram locking Mechanism, Ref. No. 6226	Access Drg. No. 041285, Pt. No. 030985.		B	"
6593	Roller assembly, ram lock	020653		C	"
5932	Seal, cylinder, inner	O.R.19	1	C	"
5931	Seal, cylinder, outer	O.R.33	1	C	"
5935	Seal, delivery connection	O.R.9	1	C	"
5913	Seal, piston	O.R.13	1	C	"
5933	Seal, pump shaft	O.S.3	1	C	"
5924	Seal, ram	ARC.7	1	C	"
5934	Seal, release, housing	O.R.5	1	C	"
6616	Seal, wiper	For Ram lock mechanism assembly, Ref. No. 6226.	041285, Item 4		C	"
6384	Spindle, hand pump lever	For Hydraulic tank	Access Pt. No. A.3510		C	"
5923	Wheel and fixed bracket assembly	050993	1	C	"

RESTRICTED

RESTRICTED

AIRCRAFT SERVICING EQUIPMENT

SECTION 4G—cont.

1	2	3	4	5	6	7
	LADDERS—cont.					
5440	Aircraft servicing, Giraffe Type D.3	G.A.050305, Issue 1	1	A	each
	Spares :—					
5946	Bracket, wheel	050442/15	1	A	..
5947	Cable, release	030352/1	1	C	..
5948	Cable, release	030352/2	1	C	..
5945	Castor	050442/14	1	A	..
5949	Hose, hydraulic	050442/12	1	B	..
5793	Jack, stepfast	040999	1	A	..
5674	Aircraft servicing, Giraffe Type D.4	G.A.051083	1	A	..
	Accessories :—					
—	Bracket attachment	Ref. No. 5709	1	—	—
5708	Jibs	1	A	each
5780	Wheel set, transportation	G.M./D./21610	—	A	set
	Spares :—					
5937	Bracket, wheel	O.U.	1	A	each
5941	Buffer, front	051076/I.T.8	1	C	..
5943	Buffer, handrail	040414(OW)	1	C	..
5942	Buffer, side	051076/2(T.7)	1	C	..
5939	Cable, release	030711A(O.M.1)	1	C	..
5940	Cable, release	030711B(O.M.2)	1	C	..
5936	Castor	O.C.3	1	A	..
6604	Cross-brace	C.1	...	C	..
6605	Cross-brace	C.7	...	C	..
6606	Cross-brace	B.1	...	C	..
6607	Handrail, curved	C	..
5938	Hose, hydraulic	O.Q.	1	A	..
5794	Jack, stepfast	040987	1	A	..
—	Pin, ram catch	Ref. No. 5926	1	—	—
5944	Pump	051009	1	A	each
—	Ram, locking mechanism assembly	Ref. No. 6226	—	—
—	Seal, cylinder, inner	Ref. No. 5932	1	—	—
—	Seal, cylinder, outer	Ref. No. 5931	1	—	—

RESTRICTED

RESTRICTED

AIRCRAFT SERVICING EQUIPMENT

SECTION 4G—cont.

1	2	3	4	5	6	7
	LADDERS—cont.					
	Aircraft servicing, Giraffe, Type D.4—cont.					
	Spares—cont.					
—	Seal, delivery connection	Ref. No. 5935	1	—	—
—	Seal, piston	Ref. No. 5913	1	—	—
—	Seal, pump shaft	Ref. No. 5933	1	—	—
—	Seal, ram	Ref. No. 5924	1	—	—
—	Seal, release, housing	Ref. No. 5934	1	—	—
3738	Flat top, Type B	6 ft. double step. Metal. 76 lb., 6 ft. 3 in. × 2 ft. 3 in. × 1 ft. 2 in.	G.M.8316 and relevant drgs.		A	each
	Spares :—					
6680	Spindle	G.M./4030-2		C	..
6679	Wheel	G.M./A/10952		C	..
4273	Wheel assembly, L.H.	D. Sebel No. R.944 A.2/1	}	C	..
4274	Wheel assembly, R.H.	and all relevant drgs.		C	..
5335	Pilot rescue	Naval aviation only	G.M./D/2190		A	..
4862	Refuelling, aircraft, large	G.M.8469		A	..
2169	Step	For use with low-winged monoplanes 53 lb. 3 ft. × 3 ft. 6 in. × 2 ft. 5 in.	Kidbrooke Sketch No. 960		B	..
3251	Steel	Naval aviation only	Kidbrooke Sketch 1560		A	..
3742	Swing back, 12 ft.	D.I.S.G.S. 115 and details, G.S.299-300 A and B.		B	..
6109	MACHINE, tubeless tyre removing	Naval aviation only	A.10351	1	A	..
	MATS :—					
	Centre section :—					
3428	5 ft. long × 5 ft. wide	Naval aviation only		A	..
3995	Main plane	Naval aviation only		A	..
	Main plane :—					
6103	Large	58 in. wide × 7 yd., lengths × 0-15 in. thick. Canvas backed rubber sheet. For "V" class aircraft only.	W.W.H.B.9	—	A	..
6120	Slatted type	G.M./PAT./1545	—	A	..

RESTRICTED

RESTRICTED

AIRCRAFT SERVICING EQUIPMENT

SECTION 4G—cont.

1	2	3	4	5	6	7
	MATS—cont.					
	Main plane—cont.					
3966	Type B	n	6 ft. long × 2 ft. wide × 0.2 in. thick. Reinforced lace holes are provided for joining two or more mats together as required.	...	B	each
4342	Type C	B	"
	Radome servicing :—					
5417	Type B.L., triangular, L.H.	B	"
5418	Type B.R., triangular, R.H.	B	"
5721	OXYGEN CHARGING UNIT	G.M./D/13879	A	"
	PACKS, power, bomb hoisting :—					
5965	Mark 1	A.S.18410	A	"
5966	Mark 2	A.S.19685	A	"
	Accessories :—		For Ref. Nos. 5965 and 5966.			
5967	Hose assembly	A.T.62966	A	"
	Spares :—		For Ref. Nos. 5965 and 5966.			
6528	Coupling, splined... ..		For gear box	A.S.19753	C	"
6596	Fork, gland locating		For end of piston	11P/16210637/DRT	C	"
6625	Gearbox reduction assembly MK.2	AS.19960	1 A	"
7036	Gland twin selector valve	Keelavite UP/16210637/ DXRT	1 C	"
6131	Pipes, 22 in. long		Fuel tank to carburettor	Coventry Victor H.T.27	C	"
6323	Pump, hydraulic	1P/525/132	A	"
6610	Pump, hydraulic MK.2		(Supersedes Ref. No. 6323)	ZIP/525/S	1 A	"
6631	Shaft, driving		For Gearbox	A.S.19694	B	"
7035	Spring retaining, support leg	A.S./29920	1 C	"
6612	Strap, jack stowage	A.S.19662	2 C	set
				A.S.19663	2 —	—
				A.S.19664	4 —	—
6754	Union reducing $\frac{3}{8}$ in. × $\frac{1}{2}$ in. B.S.P.	Keelavite 15077/2	—	—
6179	Valve, twin selector	Type 2273/2	A	each
6611	Wheel, 8 in. × 2 in.		C/w solid rubber tyres	Auto-set C.F./245/115	B	"

RESTRICTED

RESTRICTED

AIRCRAFT SERVICING EQUIPMENT

SECTION 4G—cont.

1	2	3	4	5	6	7
4343	PLANT, aircraft washing, large, Type A, Mark 1	5 operator, 4M.U. design plant	A	each
	Spares :—					
5831	Actuator, support	...	No. 4M.U. Drg. 551/1	C	"	
4845	Adaptor, 1 in.	To suit metallic flexible conduit	...	C	"	
4847	Ball, 5½ in. o.d., medium	For valves, ball. Ref. No. 4846	...	C	"	
5816	Belt, guard	...	No. 4M.U. N.I.V.9162	C	"	
	Bends :—					
4804	Female, extra long sweep, 90°, 1½ in. B.S.P.	C	"	
4801	Male, extra long sweep, 90°, 1 in. B.S.P.	C	"	
4802	Male and female, extra long sweep, 90°, 1 in. B.S.P.	C	"	
4803	Open return, with neck outlet, ½ in. B.S.P.	C	"	
5821	Block, plumber	¾ in. bore	No. 4M.U. N.I.V. 23	C	"	
5851	Block, plumber	...	No. 4M.U. N.I.V. 118	C	"	
4836	Body, union, drain trap, ¼ in. B.S.P.	C	"	
	Bodies, union, hex. (equal to) :—					
4832	¼ in. B.S.P.	C	"	
4833	½ in. B.S.P.	C	"	
4834	¾ in. B.S.P.	C	"	
4835	1 in. B.S.P.	C	"	
	Body, valve :—					
	Consisting of :—					
4497	Burner plate assembly	As fitted to high pressure steam cleaner	Weaver Mfg. Company V1175.	C	"	
5102	Cap, filler tank	...	No. 4M.U. Drg. No. M.537/412.	C	"	
5097	Dipstick, paraffin	Stripolene or pepate	No. 4M.U. Drg. No. M.537/4/5.	C	"	
5094	Disc, solution	...	No. 4M.U. Drg. No. M.551, Part 18.	C	"	
5095	Disc, water	...	No. 4M.U. Drg. No. M.551, Part 17	C	"	
5103	Filter, tank	...	No. 4M.U. Drg. No. M.537/4/3.	C	"	

RESTRICTED

RESTRICTED

AIRCRAFT SERVICING EQUIPMENT

SECTION 4G—cont.

1	2	3	4	5	6	7
	PLANT, aircraft washing, large, Type A, Mark 1 —cont.					
	Spares—cont.					
	Body valve;					
	Consisting of:—					
5101	Float assembly	No. 4M.U. Drg. No. M.537/7/6.		C	each
5099	Handle, paraffin, cock, twin	No. 4M.U. Drg. No. M.537/8/1.		C	..
5100	Handle, stripoleuene, cock, twin	No. 4M.U. Drg. No. M.537/9/1.		C	..
5098	Handle, water cock, single	No. 4M.U. Drg. No. M.537/10/2.		C	..
5092	Rod	No. 4M.U. Drg. No. M.551, Part 22.		C	..
5096	Seat	No. 4M.U. Drg. No. M.551, Part 19.		C	..
5093	Spring	No. 4M.U. Drg. No. M.551, Part 12.		C	..
5091	Washer, tufnol	No. 4M.U. Drg. No. M.551, Part 20.		C	..
5848	Box, fire	No. 4M.U. Drg. 537/3/2 ...	1	A	..
4496	Case, blower	U.51	1	A	..
5854	Canopy, canvas	No. 4M.U. N.I.V.27		C	..
5855	Cap, filter	No. 4M.U. N.I.V.28		C	..
5824	Chassis, bare	No. 4M.U. Drg. 537		C	..
	Chimneys :—					
5853	Base	No. 4M.U. N.I.V.26		C	..
5839	Button	No. 4M.U. Drg.537/3/22		C	..
5825	Top	No. 4M.U. Drg.537/3/3		C	..
5090	Cock, gland, three-way, 1 in. B.S.F.	Buckland Hickman 994/A		C	..
	Couplings, hose :—					
4957	$\frac{3}{8}$ in. o.d. \times $\frac{3}{8}$ in. i.d.	No. 4M.U. Sketch 594		C	..
4958	$\frac{1}{8}$ in. o.d. \times $\frac{3}{8}$ in. i.d.	No. 4M.U. Sketch 595		C	..

RESTRICTED

RESTRICTED

AIRCRAFT SERVICING EQUIPMENT

SECTION 4G—cont.

1	2	3	4	5	6	7
	PLANT, aircraft washing, large Type A, Mark 1 <i>—cont.</i>					
	Spares—cont.					
	Couplings, hose—cont.					
4956	1½ in. o.d. × ½ in. i.d.	No. 4M.U. Sketch 593 ...		C	each
5834	Dipstick, pepate	No. 4M.U. Drg.537/5/2 ...		C	”
5847	Dipstick, storage tank	No. 4M.U. Drg.537/2/5 ...		C	”
5843	Distributor, pulley assembly	No. 4M.U. Drg.537/1/2 ...		C	”
	Elbows, reducing short turn, 90°, female :—					
4809	1½ in. × ½ in.		C	”
4808	1½ in. × ¾ in.		C	”
	Elbows, short turn, 90°, female :—					
4806	¾ in. B.S.P.		C	”
4805	1 in. B.S.P.		C	”
	Elbows, short turn, side outlet, 90°, female :—					
4807	¾ in. B.S.P.		C	”
5857	Filter, side tank	No. 4M.U. N.I.V.30 ...		C	”
5856	Fitting, gauge, glass	No. 4M.U. N.I.V.29 ...		C	”
	Frames :—					
5846	Platform	No. 4M.U. Drg.537/1/16 ...		C	”
5835	Stay	No. 4M.U. Drg.537/5/12 ...		C	”
5823	Window casing	No. 4M.U. Drg.2/24 ...		C	”
4965	Gauge, pressure, 0—600 lbs. p.s.i.	479		C	”
5822	Gland, cock, 1 in. B.S.F.	No. 4M.U. N.I.V.24 ...		C	”
5784	Gland, packing	W. J. Craven 5231 ...	1	C	”
5813	Glass, sight tube	No. 4M.U. N.I.V.31 ...		C	”
—	Hose, fluid, 3-ply, ¾ in. i.d. × 60 ft. long ...	Reference 3A/912—to conform to Spec. UK/AID/917/1. The hose is required to carry Stripolene 4S (product of Messrs. Sunbeam Anti-Corrosives, Ltd.), at a pressure of 150 lbs. p.s.i., and at atmospheric temperature.		—	—

RESTRICTED

RESTRICTED

AIRCRAFT SERVICING EQUIPMENT

SECTION 4G—cont.

1	2	3	4	5	6	7
	PLANT, aircraft washing, large, Type A, Mark 1 —cont.					
	Spares—cont.					
4791	Hoses, rubber, high pressure :— $\frac{3}{8}$ in. i.d. \times $\frac{1}{8}$ in. o.d. (approx.) \times 60 ft. long.	To be generally in accordance with B.S. Spec. 924, Type "M", except that the use of 4 plies of heavier fabric is to meet the pressure/temperature conditions of usage. The hose is to carry fresh water or a 2% solution of Pepate "B" in water at a pressure of 300 lbs. p.s.i. and temperature of 95° C.		C	each
4794	$\frac{1}{2}$ in. i.d. with external dia. to conform \times 60 ft. long.	To conform to B.S. Spec. 796, Type M, having 4 plies. The hose is to carry the Pepate "B" solution or fresh water with pressures up to 300 lbs. p.s.i. and temperature up to 95° C.		C	"
	Lance assemblies :—					
5806	Stripolene	Complete	4M.U. 548		A	"
5323	Water	Complete	4M.U. 547		A	"
5830	Lance, water, less valve	No. 4M.U. Drg.547/1		C	"
5849	Liner	No. 4M.U. Drg.593/1		C	"
	Nipples, hex. (equal to) :—					
4821	$\frac{1}{2}$ in. B.S.P.		C	"
4820	$\frac{3}{4}$ in. B.S.P.		C	"
4819	1 in. B.S.P.		C	"
	Nipples, reducing :—					
4824	$\frac{1}{2}$ in. \times $\frac{1}{4}$ in. B.S.P.		C	"
4823	2 in. \times $\frac{3}{4}$ in. B.S.P.		C	"
4822	2 in. \times 1 in. B.S.P.		C	"
	Nipples, screwed, plain :—					
4818	$\frac{3}{4}$ in. B.S.P.		C	"
4817	1 in. B.S.P.		C	"
	Nipples, union :—					
4838	$\frac{1}{8}$ in.		C	"

RESTRICTED

RESTRICTED

AIRCRAFT SERVICING EQUIPMENT

SECTION 4G—cont.

1	2	3	4	5	6	7
	PLANT, aircraft washing, large, Type A, Mark 1					
	—cont.					
	Spares—cont.					
	Nipples union—cont.					
4839	¼ in.	C	each
4840	½ in.	C	"
5850	Nut	C	"
	Nut, back :—					
4825	¾ in. B.S.P.	C	"
4826	1 in. B.S.P.	C	"
4827	1¼ in. B.S.P.	C	"
4828	1½ in. B.S.P.	C	"
	Nuts, union :—					
4841	¼ in. B.S.P.	C	"
4842	½ in. B.S.P.	C	"
4843	¾ in. B.S.P.	C	"
4844	1 in. B.S.P.	C	"
5828	Nut, union	C	"
5826	Pipe, connection	C	"
5829	Pipe, nipple	C	"
5837	Pipe, overflow	C	"
	Pipe, water :—					
4829	4 in. lengths, screwed ¾ in. B.S.P.	C	"
4831	3 ft. lengths, ½ in. B.S.P.	C	"
4830	5 ft. lengths, 1¼ in. B.S.P.	C	"
5785	Plunger, bell	C	"
5783	Plunger, felt	C	"
5827	Plate, end	C	"
5838	Plate, end	C	"
5832	Plate, link	C	"
5833	Pulley	C	"
5840	Pulley	C	"
5841	Pulley	C	"
			No. 4M.U. Drg. 595/1			
			No. 4M.U. Drg. 537/10/4			
			No. 4M.U. Drg. 537/3/8			
			No. 4M.U. Drg. 537/10/5			
			No. 4M.U. Drg. 537/6/13			
			W. J. Craven 5202A	1		
			W. J. Craven 5220	1		
			No. 4M.U. Drg. 537/3/20			
			No. 4M.U. Drg. 537/3/20/1			
			No. 4M.U. Drg. 551/13			
			No. 4M.U. Drg. 537/3/54			
			No. 4M.U. Drg. 537/3/51			
			No. 4M.U. Drg. 537/3/52			

RESTRICTED

RESTRICTED

AIRCRAFT SERVICING EQUIPMENT

SECTION 4G—cont.

1	2	3	4	5	6	7
	PLANT, aircraft washing, large, Type A, Mark 1 —cont.					
	Spares—cont.					
5842	Pulley	No. 4M.U. Drg. 537/3/53		C	each
4344	Pump	Craven, 3 ram type	Craven G. Drg. 675B ...	—	A	..
	Components :—					
6170	Belt, "V" drive	Craven Pt. Nos. 080B ...	3	A	..
6169	Motor, electric	C/w starter and pulley	Craven C28374 ...	1	A	..
6168	Pump, L.H.	C/w pulley	Craven 1626/8980 ...	1	A	..
6167	Pump, R.H.	C/w flange	Craven 1626/8985 ...	1	A	..
	Spares :—					
5975	Ring, valve seating	Craven 5218	6	C	..
4494	Pump, Type D.H.2M	C/w 1 h.p. motor, 400 volts, 3-phase. To pump Stripolene 4S with viscosity 35—40 seconds. Redwood No. 1 scale at 70° F. Delivery 1 gall. per minute, pressure 150 lbs.	Varley Pumps and Engines Ltd.		A	..
4493	Pump, Type V.O.501A	C/w ¾ h.p. motor, 400 volts, 3-phase	Varley Pumps and Engines Ltd.		A	..
4495	Regulator, Drayton, V.T.I.	Temperature range 82°/110°C. Including yoke, spring and adjuster and 6 ft. of connecting tubing to a copper bulb, 12 in. long, screwed ¾ in. gas, c/w ½ in. double beat valve unit having gun-metal body with screwed inlets and outlets, nickel alloy, double beat valve and seal, ¼ in. passage for kerosene at 170—200 lbs.	Drayton Regulators Inst. Co.		B	..
5369	Ring, oil retaining		A	..
5845	Seal, member	No. 4M.U. Drg. 537/1/11		C	..
	Sockets, plain :—					
4816	¼ in. B.S.P.		C	..
4814	1 in. B.S.P.		C	..
4813	1½ in. B.S.P.		C	..
5814	Spanner, "C"	No. 4M.U. N.I.V.32 ...		C	..

RESTRICTED

39

RESTRICTED

AIRCRAFT SERVICING EQUIPMENT

SECTION 4G—cont.

1	2	3	4	5	6	7
	PLANT, aircraft washing, large, Type A, Mark 1 <i>—cont.</i>					
	Spares—cont.					
5815	Spanner, "D"	No. 4M.U. N.I.V.33 ...		C	each
5852	Switch, cover	No. 4M.U. N.I.V.25 ...		C	"
4498	Switch, fuse, with 4-pole plug embodied ...	Switch and fuse are 3-pole, 400 volt, the 4th pin in the plug serving as a neutral connection. A 4-pole socket is to be supplied for connecting a tough rubber flexible joint. Switch to be rated at 30 amps.		B	"
6521	Switch, starter	Auto Memota, 3 phase, 50 cycle, 400 volt, 1-2 amps. overload.	Midland Elect. Mfg. Co. Ltd. CAT. No. 24 A.D.S.	—	C	"
	Tanks :—					
5820	Moving	No. 4M.U. N.I.V.350 ...		C	"
5818	Pepate	No. 4M.U. N.I.V.339 ...		C	"
5844	Platform	No. 4M.U. Drg. 537/1/7...		C	"
5836	Sealed	No. 4M.U. Drg. 537/6/9...		C	"
5817	Storage	No. 4M.U. N.I.V.338 ...		C	"
5819	Storage	No. 4M.U. N.I.V.345 ...		C	"
	Tees :—					
4812	Equal fitting, female, $\frac{3}{4}$ in.		C	"
4837	"Knots" pattern, male, equal, $\frac{1}{4}$ in.		C	"
4811	Reducing on outlet, female, 2 in. \times 2 in. \times $\frac{1}{4}$ in.	C/w nuts and nipples, for $\frac{1}{4}$ in. o.d. pipes		C	"
4810	Reducing on outlet, female, 2 in. \times 2 in. \times 1 in.		C	"
4846	Valve, ball, Portsmouth H.P. type, 1 in. B.S.P. Valves, Fullway, solid wedge type :—		C	"
4795	$\frac{3}{4}$ in. B.S.P.	Crane Ltd., D.151 ...		C	"
4798	1 in. B.S.P.		C	"
	Valves, gland cock, 3-way :—					
4797	$\frac{1}{4}$ in. B.S.P.	Buck & Hickman 9941P.		C	"
4796	$\frac{3}{4}$ in. B.S.P.	British Steam Specialists 205G.		C	"

RESTRICTED

RESTRICTED

AIRCRAFT SERVICING EQUIPMENT

SECTION 4G *cont.*

1	2	3	4	5	6	7
	PLANT, aircraft washing, large, Type A, Mark 1 <i>—cont.</i>					
	Spares—cont.					
	Valves, renewable, disc type :—	Crane Ltd. D-46.		C	each
4800	1/4 in. B.S.P.		C	"
4799	3/4 in. B.S.P.		C	"
3651	PLANT, spraying, defrosting fluid, hand operated	46 lb. 8 oz. 3 ft. 1 in. × 3 ft. 4 in. < 1 ft. 6 in. Less hose but c/w 6 ft. extension pipe angle bend and nozzle spraying. For application of fluid, defrosting, "Kill-frost", F.9 (Refer- ence 33C/776).	Sketch No. 1158Z. Sheet 1-7.		A	"
	Accessories :—					
	Hose :—	One hose of appropriate length according to type of aircraft held is to be demanded with each plant.				
3658	10-ft. lengths	9 lb. 9 in. × 6 in. × 6 in.	Spec. U.K./A.I.D./906/2 ...		A	"
3659	20-ft. lengths	Spec. U.K./A.I.D./906/2 ...		A	"
3660	25-ft. lengths	Spec. U.K./A.I.D./906/2 ...		A	"
	Spares :—					
3652	Pipe, extension	6-ft. Bamboo. Complete with metal drain cock and nipple, hose connection.	G.A. and Sched. S.K. 1158Z. Items, 35, 38, 40, 41 and 47.		B	"
3654	Tube, angle bend, Type B	C/w nozzle, spraying. For use with pipes, extension, Ref. No. 3652.	Sketch 1158Z, Shts. 4 and 6, Part 6.		B	"
3655	Pump	C/w pump and lever handle	G.A. and Sched. 1158Z. Items 1-15 inc., 30-40 inc., 42, 43, 46 and 52.		A	"
3656	Tail-piece, hose connection	Shanks, tooth serrated, suitable for use with internally armoured or plain tubing.		B	"
4206	PLANT, spraying, defrosting fluid, power operated	Spec. A.D.2/S.R.D./1133 P	G.M.10372 and relevant drgs.		A	"

RESTRICTED

RESTRICTED
41

AIRCRAFT SERVICING EQUIPMENT

SECTION 4G—cont.

1	2	3	4	5	6	7
	PLANT, spraying, defrosting fluid, hand operated —cont.					
	Accessories :—					
—	Gauge, pressure, 0-600 lbs.	Ref. No. 4965	—	—	—
4399	Hose, 60-ft. lengths	Spec. U.K./A.I.D., 906/2	—	A	each
	Spares :—					
6376	Ball suction and delivery valve	For Pump hydraulic, Ref. No. 4901	—	C	..
6237	Chain, driving, ½ in. × 78 pitch	Connecting engine to pump.	Reynold and Coventry chain, 110-046. G.M.10372	—	C	..
5389	Coupling, chain (engine to pump)	770928	—	A	..
4897	Gun, spray	Manufactured by W. J. Craven Ltd.	—	A	..
4400	Hose, rubber, suction	Spec. B.S.1102, Type A. 1 in. int. dia. 12-ft. lengths.	—	A	..
4898	Lance	6 ft. C/w auto control tap. Manufactured by W. J. Craven Ltd.	770928	—	A	..
4899	Lance, extension	6 ft. Manufactured by W. J. Craven Ltd.	—	A	..
—	Lever, hand brake operating	Reference 4F/3781	—	—	—
4900	Nozzle, 2-way	Noblox. Manufactured by W. J. Craven Ltd.	A.22... ..	—	A	each
4901	Pump, hydraulic	Two-ram. Craven	—	A	..
6461	Pipe, stand	N.D.139	—	C	..
6122	Spring, relief valve assembly	W. J. Craven, Ltd.	1	C	..
5080	Valve assembly relief	—	—	—
6667	Valve, delivery, hydraulic ram	—	C	each
	PLATFORMS, aircraft inspection :—					
1549	Type C	Adjustable steel, 5 ft. 6 in. to 8 ft.	Kid Sketch 1201. ind. G.M.3104/2A and 2B and G.M.3105/1.	—	A	..
	Spares :—					
6692	Axle	Naval aviation only	S.K./1210/Pt.4 Item 8	—	C	..
6689	Elbow	Naval aviation only	A.M.41/1201/23	—	C	..
6994	Lever, nut	Naval aviation only	T.H.7	1	C	..
6690	Lever, unit oblong	Naval aviation only	A.M.55/1201/30	—	C	..
6688	Tee, fitting	Naval aviation only	A.M.56/1201/20	—	C	..

RESTRICTED

RESTRICTED

AIRCRAFT SERVICING EQUIPMENT

SECTION 4G—cont.

1	2	3	4	5	6	7	
	PLATFORMS, Aircraft Inspection—cont.						
	Type C—cont.						
	Spares—cont.						
6993	Tee, fitting	Naval aviation only	T.H.6	1	C	each	
6691	Wheel	Naval aviation only	S.K./1201/18. A.D.12 S.R.D./1131.	—	B	„	
2596	Type M	Complete	S.K.1256, Sheets 1-3 and 5-10 only.		A	„	
	Consisting of :—						
4306	Framework, lower	Tubular construction, complete with wooden platform (Ref. No. 2601), stands, jacking (Ref. No. 3946), wheel assembly and tow bar.	S.K.1256, Sheets 2, 3, 6, 7, and 8. (Half quantities)	2	A	„	
	Spares :—						
—	Cover, outer	Reference 16T/181 for Ref. No. 4297		—	—	
—	Hub, 2½ in. wide, 1½ in. bore	Ref. No. 2363 for Ref. No. 2345		—	—	
4302	Hub, code No. 0159	For Ref. No. 4297		A	each	
2601	Platform, lower	Wooden, complete with cleats	S.K.1256, Sheet 6		A	„	
3946	Stand, jacking	Sketch 1256, Sheet 8		A	„	
—	Tube, inner	Reference 16T,296 for Ref. No. 4297		—	—	
4297	Wheel, pneumatic, 19 in. × 5 in.	Dunlop Type L.P.529. Complete with discs, wheel, but less hub.		A	each	
—	Wheel, steel, 30 in. × 5 in.	Ref. No. 2345		—	—	
	<i>Note :—The wheels, pneumatic (Ref. No. 4297) and wheels, steel (Ref. No. 2345), and their appropriate hubs are not interchangeable. Units holding platforms with steel wheels should continue to demand those items as Spares.</i>						
4307	Framework, upper, R.H.	Tubular construction, complete with wooden platform (Ref. No. 2602).	S.K.1256, Sheet 5 (as drawn) and 6 (as drawn) (half quantities).	1	A	each	
	Spares :—						
2602	Platform, upper, R.H.	Wooden, complete with cleats	S.K.1256, Sheet 6		A	„	

RESTRICTED

RESTRICTED

AIRCRAFT SERVICING EQUIPMENT

SECTION 4G—cont.

1	2	3	4	5	6	7
	PLATFORMS, aircraft inspection—cont.					
	Type M—cont.					
	Consisting of—cont.					
4308	Framework, upper, L.H.	Tubular construction, complete with wooden platform (Ref. 2666).	S.K.1256, Sheet 5 (opposite hand) and 6 (opposite hand)	1	A	each
	Spares :—					
2666	Platform, upper, L.H.	Wooden, complete with cleats	S.K.1256, Sheet 6 (opposite hand).		A	„
2603	Ladder, adjustable	S.K.1256, Sheet 9 ...	1	A	„
	Accessories :—					
2599	Box, extension, 1 ft. deep	K.S.E. 1256, Sheet 4 ...		A	„
2598	Box, extension, 1 ft. 6 in. deep	S.K.1256, Sheet 4 ...	2	A	„
2597	Box, extension, 2 ft. 6 in. deep	K.S.E. 1256, Sheet 4 ...	2	A	„
4181	Shelter, weather	For use in Overseas Commands (except 2nd T.A.F. and Coastal Command).	G.S. 2350-54	1	A	„
2604	Type N	K.S.1257, Sheets 1-10 ...	—	A	„
	Consisting of :—					
3440	Framework, lower	Tubular construction, complete with wooden platform.	S.K.1257, Sheets 2-5 and 10.	1	A	„
3441	Framework, upper	Tubular construction, complete with bench, wooden platform, and hinged boards.	S.K.1257, Sheets 3, 6, 7 and 8.	1	A	„
3438	Ladder	S.K.1257, Sheet 9 ...	1	A	„
	Accessories :—					
3435	Box, extension, 1 ft. deep	S.K.1257, Sheet 4 ...	1	A	„
3439	Ladder, extension	S.K.1257, Sheet 9 ...		A	„
	PLATFORMS, aircraft servicing :—					
5724	Elevating (Large)	GM/D/21869		A	„
	Spares :—					
6270	Ball, steel, $\frac{1}{8}$ in. dia.		C	„
6271	Ball, steel, $\frac{1}{16}$ in. dia.		C	„
6272	Cable, release, safety gear	GM/B/21849/A		B	„
6273	Cable, release, safety gear	GM/B/21849/B		B	„

RESTRICTED

RESTRICTED

AIRCRAFT SERVICING EQUIPMENT

SECTION 4G—cont.

1	2	3	4	5	6	7
	PLATFORMS, aircraft servicing—cont.					
	Elevating (Large)—cont.					
	Spares—cont.					
6274	Castor, 10 in. × 3 in.	GM/D/21868		B	each
	Couplings, scf scaling :—					
6275	Fixed half	on GM/B/21860		C	"
6276	Free half	on GM/B/21860		C	"
6277	Gasket, reservoir head	GM/B/21997		C	"
6278	Handle, pump	GM/B/21863		C	"
	Handrails, telescopic :—					
6279	Inner	GM/B/21855		A	"
6280	Outer	GM/B/21856		A	"
6281	Hook, dog clip	on GM/B/21796		C	"
	Hose, handrail :—					
6282	Long	on GM/B/21796		B	"
6283	Short	on GM/B/21815		B	"
6284	Hose, hydraulic	...	GM/B/21852		B	"
6285	Hose, hydraulic	...	GM/B/21853/A		B	"
6286	Hose, hydraulic	...	GM/B/21853/B		B	"
6287	Hose, hydraulic	...	GM/B/21854/A		B	"
6288	Hose, hydraulic	...	GM/B/21854/B		B	"
6289	Hose, hydraulic	...	GM/B/21854/C		B	"
6290	Hose, hydraulic	...	GM/B/21854/D		B	"
6291	Hose, hydraulic	...	GM/B/21861/A		B	"
6292	Hose, hydraulic	...	GM/B/21861/B		B	"
6293	Hose, hydraulic	...	GM/B/21861/C		B	"
6294	Jack, extension, 2 stage	...	GM/D/21776		A	"
6297	Jack, Stepfast	GM/C/21944		A	"
6295	Screw, Stepfast, c/w foot	...	on GM/C/21944		B	"
6296	Spring, Stepfast, long	...	on GM/C/21944		C	"
6299	Ladder, stay arm	GM/B/21864		A	"
6300	Ladder, telescopic	GM/D/21865		A	"
6298	Feet, rubber, ladder	on GM/D/21865		C	"

RESTRICTED

RESTRICTED
45

AIRCRAFT SERVICING EQUIPMENT

SECTION 4G—cont.

1	2	3	4	5	6	7
	PLATFORMS, aircraft servicing—cont.					
	Elevating (Large)—cont.					
	Spares—cont.					
6301	Webbing, ladder	on GM/D/21865		C	each
6302	Nipple, double	GM/A/21988		C	..
6303	Pin, pip	MR5 A.825		C	..
6304	Pin, pip	Mk. 5. A.407		C	..
6305	Pump, duplex	GM/D/22003		A	..
6306	Ring, "O"	GACO P/60 Ref. R.114		C	..
6307	Ring, "O"	GACO P/90 Ref. P.138		C	..
6308	Ring, "O"	1.234 in. i.d. × 0.139 in. sect.	GACO P/90 Ref. R.138		C	..
6309	Ring, "O"	GACO P/90 Ref. R.142		C	..
6310	Seal	Power Jacks HSK/4249		C	..
6311	Seal	Power Jacks HSK/6250		C	..
6312	Seal, static, circular section	GACO P/60. R.155		C	..
6313	Spring, safety gear	GM/A/21949		C	..
6314	Valve	GM/A/21962		C	..
6315	Valve, pilot, $\frac{1}{8}$ in.	GM/C/21939		C	..
	Washers :—					
6316	Banjo, (bottom)	GM/A/22008		C	..
6317	Felt, sealing	Power Jacks, HSK/4236		C	..
6318	Felt, sealing	Power Jacks, HSK/4237		C	..
6319	Sealing	GM/A/21989		C	..
5687	Hydraulic, Mark 1	Anderston Clyde Engine Co. Ltd. model	A.S.P. 1000 and detail drgs.	—	A	..
	Spares :—					
6785	Castor	A.S.P. 11000/8 and detail drgs.	—	B	..
6659	Castors (moulded type, 6 in. × 1 $\frac{1}{2}$ in.), swivelling	OFS.65	1	C	..
6790	Castor, swivelling	FLEXELLO Type 633DLB	—	B	..
6789	Handle, hydraulic pump	A.S.P. 11000/5 and detail drgs.	—	C	..
6786	Jack, Q.A.	A.S.P. 11000/15 and detail drgs.	—	A	..

RESTRICTED

46

RESTRICTED

AIRCRAFT SERVICING EQUIPMENT

SECTION 4G—cont.

1	2	3	4	5	6	7
	PLATFORMS, aircraft servicing—cont.					
	Hydraulic, Mark 1—cont.					
	Spares—cont.					
6788	Pipe, flexible	A.S.P. 11000/9 and detail drgs.	—	C	each
6787	Pump, hydraulic	A.S.P. 11000/6 and detail drgs.	—	A	..
6627	Seal, ram	1	C	..
6628	Seal, piston	A.S.P./11007/3K	1	C	..
6615	Hydraulic, Mark 2	Access Equip. Ltd. model	051400	—	A	..
	Spares :—					
6783	Bracket, wheel	051398/5	—	B	..
6782	Castor	051398/6	—	B	..
6784	Jack, stepfast	051402	—	A	..
6780	Pump	051400/6	—	A	..
6779	Ram	051400/5	—	A	..
6781	Seal, ram, set	91030Lx Mk. 1	—	C	set
6089	Wheel assembly, c/w bearings	Autoset Pt. No. (CF.245)...	—	B	each
5565	Mobile, adjustable, Mark 1	1	A	..
	Accessories :—					
5572	Bridge piece	1	A	..
	Spares :—					
6623	Cable, Bowden type	Securing handle pump to chassis	—	C	..
5951	Castor	050943, 13	1	B	..
5964	Container, seal	66033	1	C	..
5778	Filter, gauze assembly	68197	1	C	..
5955	Hose, hydraulic	050943, 15	1	B	..
5950	Jack, stepfast	051019	1	B	..
5775	Pump, hydraulic, Mark 1	68000	1	A	..
5953	Ring, "O" ram	S.L.170/31	1	C	..
5954	Ring, "O" ram	S.L.210/17	1	C	..
5776	Seal, pump	7090	3	C	..
5952	Seal, ram	90897	1	C	..
5963	Spring, non-return valve	9222	1	C	..

RESTRICTED

RESTRICTED
47

AIRCRAFT SERVICING EQUIPMENT

SECTION 4G—cont.

1	2	3	4	5	6	7
	PLATFORMS, aircraft servicing—cont.					
	Mobile, adjustable, Mark 1—cont.					
	Spares—cont.					
5962	Spring, relief valve	66239	1	C	each
	Washers, copper :—	...				
5961	Filler cap	66044	1	C	"
5958	Filter	68196	1	C	"
5957	Foot valve cap	65126	1	C	"
5959	Release valve	66014	1	C	"
5960	Relief valve	9280	1	C	"
5628	Mobile adjustable (safety raiser type) Mark 2	GM/D/13151	1	A	"
	Accessories :—					
5682	Bridge piece	GM/D/13350	1	A	"
	Spares :—					
—	Container, seal	Ref. No. 5964	...	—	—	—
6068	Cover, pump	1	C	each
6048	Fork end and rod	Components of Power Box SK.2917	...	1	B	"
6622	Handle, c/w knob	For Hydraulic Pump, Ref. No. 6066	...	—	C	"
	Spares :—					
6665	Knob, handle	Hydraulic hand pump	...	—	C	"
			Component of Drg. OE. 61066 and 8P.41053.			
6049	Handwheel and sleeve	Components of Power Box SK.2917	...	1	B	"
6064	Hose, hydraulic	GM/A/13243	1	C	"
6051	Jack, stepfast	051302 or GM/C/13156	1	A	"
6065	Ladder	GM/C/13246	1	A	"
6523	Pin	For Power box	...	—	C	"
6075	Pin, locking	GM/A/21871	1	C	"
—	Pin, pip, type A, $\frac{3}{8}$ in. dia. × 1.1 in. long	Reference 28F.P./25	...	1	—	—
—	Pin, pip, type A, $\frac{3}{8}$ in. dia. × 1.7 in. long	Reference 28F.P./29	...	1	—	—
—	Pin, pip, type A, $\frac{1}{2}$ in. dia. × 1.7 in. long	Reference 28F.P./9452064	...	1	—	—
6066	Pump, hydraulic	A.611 Mk. 5	1	—	—
			A.617 Mk. 5	1	—	—
6067	Ram, hydraulic	A.817 Mk. 5	1	—	—
6070	Seal, pump	GM/C/13244	1	A	each
			GM/B/13245	1	A	"
			66015	1	C	"

RESTRICTED

RESTRICTED

AIRCRAFT SERVICING EQUIPMENT

SECTION 4G—cont.

1	2	3	4	5	6	7
	PLATFORMS, aircraft servicing—cont.					
	Mobile adjustable (safety raiser type) Mark 2					
	—cont.					
	Spares—cont.					
6069	Seal, pump "O" ring	66336	1	C	each
6072	Seal, ram	90896	1	C	"
6073	Seal, ram	66338	1	C	"
6074	Seal, ram	66337	1	C	"
6764	Support, rung	AC/B/6126A	2	C	"
6385	Valve, rod operating release	OE/61803	—	C	"
5956	Washer, copper	90001	1	C	"
6071	Washer, copper	180028	1	C	"
—	Washer, copper	Ref. No. 5957	—	—	—
—	Washer, copper	Ref. No. 5958	—	—	—
—	Washer, copper	Ref. No. 5959	—	—	—
—	Washer, copper	Ref. No. 5960	—	—	—
—	Washer, copper	Ref. No. 5961	—	—	—
6721	Wheel, castor wheel jack	Autoset S/TF (89)-(45), 6 in. × 1½ in./IRNF (101) HG.	—	C	each
6063	Wheel, pneumatic	GM/C/13242	1	A	"
6062	Wheel, solid tyred	GM/C/13242	1	A	"
5654	PLATFORM, cockpit and fuselage servicing ...	For Hunter aircraft. Demand in components from Section 4T by reference to A.P.4549A, Book 1, Vol. 1.	1	A	"
5652	PLATFORM, cockpit and mainplane access ...	For Javelin aircraft. Demand in components from Section 4T by reference to A.P.4549A, Book 1, Vol. 1.	GM/D/4704	1	A	"
3196	PLATFORM, engine maintenance	Naval aviation only. Complete with ladder	21/510-106. Accles and Pollock.	—	A	"

RESTRICTED

49

RESTRICTED

AIRCRAFT SERVICING EQUIPMENT

SECTION 4G—cont.

1	2	3	4	5	6	7
6119	PLATFORM, maintenance "Unistart"	Naval aviation only	371/B/2	—	C	each
5653	PLATFORM, nose and mainplane servicing	For Javelin aircraft. Demand in components from Section 4T by reference to A.P.4549A, Book 1, Vol. 1.	GM/D/8371	1	A	..
5660	PLATFORM, tail servicing	For Hunter aircraft. Demand in components from Section 4T by reference to A.P.4549A, Book 1, Vol. 1.	GM/D/6500	1	A	..
6519	PLATFORM, undercarriage, bay access	Basix equipment. For Valiant aircraft. Demand in components from Section 4T, by reference to A.P.4549A, Book 1, Vol. 1.	—	A	..
5563	PLATFORM, under-wing servicing	For Valiant aircraft. Demand in components from Section 4T by reference to A.P.4549A, Book 1, Vol. 1.	GM/D/4668	—	A	..
6518	PLATFORM, under-wing servicing, Mark 2	Basix equipment. For Valiant aircraft. Demand in components from Section 4T, by reference to A.P.4549A, Book 1, Vol. 1.	—	A	..
	POLES, bomb lifting :—	Naval aviation only.				
3446	250 lb.		A	..
3206	500 lb. (tubular)		A	..
	Accessories :—	Naval aviation only.				
5881	Hook, long, Type B, c/w handle and nut	D.N.C./4/1280/B	1	A	..
5880	Hook, short, Type A, with nut	D.N.C./4/1280/A	1	A	..
5900	Lightweight	1	A	..
4269	PRIMER, oil, Mark 2	Air operated	G.M.10168 and relevant drgs.		A	..
4283	Adaptor, B.E.N., $\frac{3}{8}$ in. B.S.F.	C/w hood and chain	G.M.10168, Item 107		A	..
4959	Adapter, oil priming	Naval aviation only	M.R.6184		C	..

RESTRICTED

RESTRICTED

AIRCRAFT SERVICING EQUIPMENT

SECTION 4G—cont.

1	2	3	4	5	6	7
	PRIMER, oil, Mark 2—cont.					
	Spares—cont.					
3623	Cap, filler	G.M.3625		B	each
3624	Clamp	G.M.3621		B	"
4286	Gauge, pressure, 0-400 lb. p.s.i.	For pipes, Ref. No. 4289 and 4290	G.M.10168, Item 108		A	"
4287	Hose, oil, $\frac{3}{8}$ in. int. diam., 16 ft. long	G.M.10168, Item 109		A	"
4288	Indicator, oil level	Complete	G.M.10168, Item 110		A	"
—	Nipple, adapter, for pipes $\frac{3}{8}$ in. o.d.	Reference 28F, 9619		—	—
	Pipes, connecting :—					
4289	Air vessel to stop valve	G.M.3642		A	each
4290	Reducing valve to oil reservoir	G.M.3641		A	"
4291	Reducing valve to stop valve	G.M.3640		A	"
3632	Screw, retaining	For filler cap C/w tommy bar	G.M.3623 and 3624		B	"
3643	Tube, oil, metallic, flex., $\frac{3}{16}$ in. bore $\frac{3}{16}$ in. o.d. > 10 in. long	C/w banjo connections and hose adapters	G.M.6380		B	"
	Valves, air release :—					
3633	Body	G.M.6339-1		B	"
3634	Stem	G.M.6339-2		B	"
3635	Valve, reducing	Complete	G.M.6389		B	"
3636	Diaphragm	G.M.6388		B	"
3637	Spring, diaphragm	G.M.6331/1		B	"
4292	Valve	G.M.6331/2		C	"
4293	Valve, safety	Complete. Allows for safety valve to be pre-set and locked.	G.M.6392A and all relevant drgs.		C	"
4285	Valve, safety	Complete. Basically the same as Ref. No. 4293 but without any means of locking.	G.M.6392B		C	"
3640	Seat	Woodite composition		C	"
3641	Spring		B	"
4294	Valve, Schraeder	G.M.10168, Item 106		C	"
	Washer, sealing :—					
3645	Cap, filler	G.M.3643/2		C	"
3646	Indicator, oil level	G.M.3643/1		C	"

RESTRICTED

RESTRICTED

AIRCRAFT SERVICING EQUIPMENT

SECTION 4G—cont.

1	2	3	4	5	6	7
	PRIMER, oil, Mark 2—cont.					
	Spares—cont.					
	Washer, sealing—cont.					
3647	Valve, reducing	G.M.3630/2		C	each
	Wheels :—					
4295	8 in. dia. × 1 $\frac{3}{8}$ in. tread × $\frac{3}{4}$ in. bore, 1 $\frac{7}{8}$ in. hub.	G.M.10168, Item 111		A	„
257	PUMPS, oleo undercarriage, Type A	Air horizontal, 2-stage, on stand. With pressure gauge, control valve, connection and leather cover.	G.S.1965Z		A	„
	Accessories :—					
3205	Hose, flexible, 10 ft.	Dunlop A.H.O.18444		A	„
	Spares :—					
5695	Adapter, coupling, $\frac{5}{16}$ in. B.S.F. × $\frac{1}{4}$ in. B.S.P.	G.M./A./1607	1	C	„
4155	Cap, gauge valve	1,010 A/P × $\frac{3}{4}$ in.	A.219-40		C	„
4154	Cap, gland	2 in. dia. × $\frac{3}{4}$ in.		C	„
711	Cover	Leather		B	„
712	Gauge, pressure	0-2,000 lb. p.s.i.	Proprietary item. David Harcourt Ltd.		A	„
4161	Piston, L.P.		C	„
4158	Plug, valve		C	„
4356	Ring, piston	Heavy type (Compression ring 2 in. × $\frac{1}{16}$ in. × 0-075 in.).		C	„
4163	Ring, piston, L.P.	A.219-53		C	„
4164	Spring, valve	A.219-35		C	„
5199	Valve, control	G.S.1966Z, item 36		A	„
2764	PUMPS, oleo undercarriage, Type F	Air hand-operated, 96 lb. 4 ft. 4 in. × 1 ft. 1 in. × 1 ft. 4 in.	Turner Mfg. drgs. 118A/1781.		A	„
	Spares :—					
—	Adapter, coupling, $\frac{5}{16}$ in. B.S.F. × $\frac{1}{4}$ in. B.S.P.	Ref. No. 5695		—	„
—	Bolts, steel, mild, non-stainless, hex. head :— $\frac{1}{4}$ in. B.S.F. × 0.75 in. long	Reference 28D/7000	12	—	—

RESTRICTED

RESTRICTED

AIRCRAFT SERVICING EQUIPMENT

SECTION 4G—cont.

1	2	3	4	5	6	7
	PUMPS, oleo undercarriage, Type F—cont.					
	Spares—cont.					
	Bolts, steel, mild, non-stainless, hex. head—cont.					
—	$\frac{1}{4}$ in. B.S.F. \times 0.55 in. long	Reference 28D/7032	2	—	—
—	$\frac{3}{8}$ in. B.S.F. \times 1.8 in. long	Reference 28D/8033	4	—	—
3084	Filter, air, intake	D.1800	2	C	each
3116	Guide, valve, inlet	U.M.C.508	2	C	"
—	Hose, flexible, 10 ft.	Ref. No. 3205	—	—	—
—	Locknut, steel, plain, R.H. thread, $\frac{1}{4}$ in. B.S.F. $\frac{n}{n}$	Reference 28L/776	2	—	—
—	Nut, steel mild, plain, R.H. thread, $\frac{3}{8}$ in. B.S.F. $\frac{n}{n}$	Reference 28M/760	4	—	—
—	Pins :—					
—	Cotter, split, nickel alloy, $\frac{1}{32}$ in. dia. \times $\frac{1}{2}$ in. long.	Reference 28P/12337	1	—	—
3088	Pivot	For roller	D.1808	2	C	each
3085	Rocker handle	D.1816	1	C	"
—	Split, mild steel, $\frac{3}{32}$ in. \times $1\frac{1}{2}$ in.	Reference 28P/1220	2	—	—
3093	Plate, spring, valve, H.P.	118D/1797	1	C	each
3076	Plug, valve	Interstage	D.1787	1	C	"
3078	Plug, valve, H.P.	118D/1795	1	C	"
3110	Ring, piston, H.P.	D.1799	1	C	"
3106	Ring, piston, L.P.	D.1790	1	C	"
3111	Ring, valve seating, H.P.	D.1796	1	C	"
—	Screws, metal, steel :—					
—	Countersunk, 2B.A. \times $\frac{3}{8}$ in. long	Reference 28S/2808	1	—	—
—	Roundhead, 4B.A. \times $\frac{1}{4}$ in. long	Reference 28S/3426	4	—	—
—	Roundhead, 2B.A. \times $\frac{1}{4}$ in. long	Reference 28S/3425	4	—	—
3095	Seal, cup, mid-stage	D.1788	1	C	each
3113	Sealing, rubber	U.M.C.506	1	C	"
3112	Sealing, valve, inlet	U.M.C.505	2	C	"
3115	Seat, valve, inlet	U.M.C.507	1	C	"
3098	Shim, adjusting	D.1791	4	C	"
3083	Spring, valve, H.P.	D.1798	1	C	"
3107	Union, banjo	D.1820	1	C	"

RESTRICTED

53

RESTRICTED

AIRCRAFT SERVICING EQUIPMENT

SECTION 4G—cont.

1	2	3	4	5	6	7
	PUMPS, oleo undercarriage, Type F—cont.					
	Spares—cont.					
	Washers :—					
3109	Joint, union banjo	D.1818	1	C	each
3414	Rubber	Sub-assembly	D.1821	2	C	..
3077	Special	D.1789	1	C	..
—	Steel, bright, 0.12 in. i.d. × 0.30 in. ex.d.	Reference 28W/3069	1	—	—
—	Steel, bright, 0.38 in. i.d. × 0.90 in. ex.d.	Reference 28W/3074	4	—	—
—	Steel, spring, thick, single, 0.27 in. i.d.	Reference 28W/3099	12	—	—
1439	PUMPS, pressure, Type B	For oil and water systems. C/w pressure gauge suction pump and strainer, but less delivery hoses.	...		A	each
	Accessories :—					
1442	Hose delivery, 8-ft. lengths	Flexible. $\frac{3}{8}$ in. bore with $\frac{3}{8}$ in. B.S.P. unions, male at one end and female at the other. For pumps made by Sir W. H. Bailey Ltd.	...	1	A	L'gth
	Spares :—					
1440	Gauge, pressure	0-500 lb. p.s.i.	Lee Howl patt. 24 in.		A	each
2311	Strainer, suction hose, 24 in.	18 gauge		B	..
6542	PUMP, pressurising	Naval aviation only	Mod. No. G.M.1377	—	—	—
5435	PUMP, pressurising		A	each
	Accessories :—					
5728	Gauge, pressure, 0-20 lbs., p.s.i.	$\frac{1}{8}$ in. B.S.P., 2 in. dia. dial	Drg. No. William Turner Kismet D.12519. Part No. A.S.8210.		A	..
	Spares :—					
5549	Ball, $\frac{1}{4}$ in. dia.	D.11836/18	1	C	..
5675	Bush, felt	Naval aviation only	D.11838		C	..
5901	Cap and elbow assembly	Naval aviation only	A.S.6225	1	C	..
5676	Cap, gunmetal	Naval aviation only	D.11489		C	..

RESTRICTED

RESTRICTED

AIRCRAFT SERVICING EQUIPMENT

SECTION 4G—cont.

1	2	3	4	5	6	7
	PUMP, Pressurising—cont.					
	Spares— cont.					
5677	Clip, steel	Naval aviation only	D.10146		C	each
5678	Clip, steel	Naval aviation only	D.10144		C	..
7059	Connector		981/6	1	B	..
5679	Connector, No. 856		D.11411		C	..
5554	Cup, leather		D.11836/36	1	C	..
5680	Elbow, gunmetal	Naval aviation only	D.11500		C	..
5681	Ferrule	Naval aviation only	D.10216		C	..
5683	Pad, felt	Naval aviation only	D.10245		C	..
5547	Ring, "O"		D.11836/4	2	C	..
5551	Ring, "O"		D.11836/21	1	C	..
5560	Ring, "O"		D.11441/5	1	C	..
5556	Seal		D.11836/45	1	C	..
5558	Seat, valve		D.11441/1	1	C	..
5550	Spring		D.11836/19	1	C	..
5684	Valve units	Naval aviation only	Assy. No. A.S.6706		C	..
5552	Valve, release		D.11836/24	1	C	..
5548	Washer		D.11836/17	1	C	..
5553	Washer		D.11836/31	2	C	..
5555	Washer		D.11836/57	1	C	..
5557	Washer		D.11836/57	1	C	..
5559	Washer		D.11441/3	1	C	..
5685	Window, cobex	Naval aviation only	D.11494		C	..
5686	Wing nut, gunmetal	Naval aviation only	D.11507		C	..
3743	PUMPS, tyre inflating, foot operated, Type B.		G.S.1920Z and relevant drgs.		A	..
	Accessories :—					
3745	Tube, rubber, Type C	10 ft. with Limpet connection for tyre inflation and for re-charging aircraft air bottles.	D.I.S.G.S.1166 and relevant drgs.		B	..

RESTRICTED

RESTRICTED

AIRCRAFT SERVICING EQUIPMENT

SECTION 4G—cont.

1	2	3	4	5	6	7
	PUMP, tyre inflating, foot operated, Type B.					
	—cont.					
	Accessories—cont.					
	Tube, rubber, Type C—cont.					
	Spares :—					
	Connections, Limpet :—					
3746	Body	G.S.1977-1Z	1	B	each
3748	Cap	G.S.1981-52	1	B	..
3749	Circlip	Spring, steel, 0-680 in. o.d. × 0-556 in. i.d. × 0-064 in. thick.	G.S.1980-42	1	B	..
3750	Clip, spring	G.S.1978-32	1	B	..
3751	Pin, centre	G.S.1978-12	1	B	..
3753	Sleeve	G.S.1978-42	1	B	..
3752	Spring	K.S.1120Z, Pt. 7	1	B	..
3756	Valve, rubber...	G.S.1977-32	1	C	..
3760	Ferrule	K.S.1120Z, Pt. 4	1	C	..
3769	Washer, fibre	0-575 in. o.d. × 0-375 in. i.d. × 0-064 in. thick	K.S.1120Z, Pt. 13	1	C	..
	Spares :—					
3757	Cup, gland box	Leather	G.S.1925, Pt. 32	...	C	..
3758	Cup, plunger	G.S.1925, Pt. 32	...	C	..
3759	Cup, valve	G.S.1925, Pt. 32	...	C	..
3761	Hat	Leather, for gland	G.S.1925, Pt. 29	...	C	..
3763	Lever, foot, R.H.	G.S.1921, Pt. 2	...	B	..
3764	Pin, locking, lever, foot	For catch	G.S.1920, Item 35	...	B	..
—	Screw, steel, Whit. hex. hd., ½ in. dia. × 1 in. long.	Reference 29B/1622	—	—
3767	Spindle, lever pivot	G.S.1924, Pt. 26	...	B	each
4522	Spring, foot return	G.S.1924-19	...	C	..
3849	Washer, cylinder bottom	G.S.1925Z-33	...	C	..
3850	Washer, plunger	G.S.1925Z-33	...	C	..
4910	PUMPS, tyre inflating, foot operated, Type C	—	A	..

RESTRICTED

RESTRICTED

AIRCRAFT SERVICING EQUIPMENT

SECTION 4G—cont.

1	2	3	4	5	6	7
2438	RAMP :— Loading bomb trolley	G.A. and Sched. S.K. 1081 (except items 11, 12, 13) and relevant drgs.	—	A	each
2589	Accessories :— Fender	S.K.1081, Pt. 10	—	B	„
5911	RIG, hydraulic, hand pump	Naval aviation	A.K.156	1	A	„
4195	RIG, inhibiting	For turbine engine fuel systems	G.M.10070 and all relevant drgs.	—	A	„
5977	Spares :— Filter, oil	G.M.10070, item 169	1	C	„
6203	Gauge, 0-400 lbs., p.s.i.	Tecalemit	1	B	„
5903	Hose, oil delivery	C/w nut, valve and union	G.M.6204	1	B	„
6769	Turbine, Fuel system MK.2	(Manufactured in acc/w B.C.T.S.I.)	1	A	„
6770	Universal MK.3	G.M./D/32454	1	A	„
5334	Valve, air pressure reducing	C/w ¼ in. B.S.P. connection	Item 168, G.M. Sched. 10070.	—	C	„
6204	Valve, air release...	G.M.3638	1	B	„
3981	RIGS, test :— Gauge, tyre pressure	D.I.S.G.S.1225 and drgs. 2130 and 2135.	—	A	„
3982	Spares :— Gauge, air test, Duplex	Spec. A.D.2/S. R.D./1137/P	—	A	„
6232	Hood jettison :— Consisting of :— Blanking union assembly	GA5-88-0968	—	C	„
6231	Test union assembly	GA5-88-0969	—	C	„
6230	Valve, panel, quick release	GA5-88-0970	—	A	„
—	Washer, sealing	Reference 28F/15170	—	—	—

RESTRICTED

RESTRICTED
57

AIRCRAFT SERVICING EQUIPMENT

SECTION 4G—cont.

1	2	3	4	5	6	7
	RIGS test:—cont.					
5878	Hydraulic Component MK. 2	H.M.L./535/552/1	1	A	each
6949	Hydraulic Component MK. 3	V.35/857/1	1	A	..
6087	Hydraulic Component MK. 3A	V.35/857	1	A	..
7051	Hydraulic Component MK. 3B	Naval aviation only	V.35/1517	1	A	..
6726	Hydraulic Component MK. 5	Naval aviation only	G.M./D/24410	1	A	..
7052	Hydraulic Component MK. 5A	Naval aviation only	1	A	..
	Spares:—					
7054	Adjustacon, timer 230V—50 C.P.S.	Adjustacon	1	A	..
7191	Case, "O" Ring, bottom	Required for Ref. Nos. 5878, 6087 and 6949	B.724/3134	—	C	..
7190	Case, "O" Ring, top	Required for Ref. Nos. 5878, 6087 and 6949	B.724/3135	—	C	..
6678	Disc, felt	Required for Ref. Nos. 5878 and 6087	B.240/1029	—	C	..
6677	Element, filter assembly	Required for Ref. Nos. 5878 and 6087	B.177/1072	—	C	..
6676	Element, filter assembly	Required for Ref. Nos. 5878	B.177/1083	—	C	..
—	Element, filter assembly	Reference 4F/3849. Required for Ref. No. 5878	B.177/1075	—	C	..
6722	Flowmeter, transmitter 0—10 G.P.M. c/w indicator unit.	Required for Ref. Nos. 5878, 6087 and 6949	A.W.E./101/1	—	A	..
	Gauges:—					
6765	0—60 p.s.i.	Required for Ref. Nos. 5878, 6087 and 6949	B.245/1064	—	A	..
7214	0—100 p.s.i.	Required for Ref. Nos. 6087 and 6949	B.245/1113	—	A	..
6947	0—200 p.s.i.	Required for Ref. Nos. 5878 and 6949	B.245/1068	—	A	..
7049	0—200 p.s.i.	Required for Ref. Nos. 6087 and 6949	B.245/1114	—	A	..
6739	0—600 p.s.i.	Required for Ref. Nos. 5878, 6087 and 6949	B.245/1065	—	A	..
6946	0—2500 p.s.i.	Required for Ref. Nos. 5878, 6087 and 6949	B.245/1067	—	A	..
6712	0—6000 p.s.i.	Required for Ref. Nos. 5878 and 6087	B.245/1066	—	A	..
7025	0—600 × 100 p.s.i.	Required for Ref. No. 6949	B.245/1112	—	A	..
6709	Isolator	Required for Ref. No. 5878	W.35/5000/5	—	A	..
6948	Isolator	Required for Ref. No. 5878	W.35/5000/1	—	A	..
7046	Snubber assembly, female c/w union nut	Required for Ref. No. 5878	735/958 and X.550/25	—	A	..
7147	Hose, flexible, double, wire, $\frac{3}{8}$ in. N.B. × $\frac{3}{8}$ in. B.S.P. × 36 in. long.	Required for Ref. Nos. 5878 and 6087	B.307/3023 N.	—	C	..
6244	Hose, $\frac{3}{8}$ in. B.S.P. < 36 in. long c/w end fittings	Required for Ref. No. 6087	B.307/3023/36	—	A	..
6243	Hose, $\frac{1}{2}$ in. B.S.P. < 36 in. long c/w end fittings	Required for Ref. Nos. 5878	B.307/3024/36	—	A	..

RESTRICTED

RESTRICTED

AIRCRAFT SERVICING EQUIPMENT

SECTION 4G—cont.

1	2	3	4	5	6	7
	RIGS, test—cont.					
	Hydraulic Component Mk. 5A—cont.					
	Spares:—cont.					
6245	Hose, $\frac{3}{8}$ in. B.S.P. c/w 36 in. long c/w end fittings	Required for Ref. No. 5878	B.307/3006/36	—	A	each
6775	Junction equal. "T" $\frac{1}{2}$ in. N.B.	Required for Ref. No. 6087	B.267/1004	—	A	..
6776	Nut	..	B.550/4004	—	C	..
6524	Pipe, $\frac{1}{8}$ in. B.S.P. c/w end fittings	Required for Ref. No. 5878	O.S./92D/1858	—	C	..
6525	Pipe, $\frac{3}{8}$ in. B.S.P. c/w end fittings	Required for Ref. No. 5878	O.S./92C/1958	—	C	..
6985	Pump, axial, plunger, type A. 2/L $1\frac{1}{2}$ G.P.M.	Required for Ref. No. 5878	B.637/1046	—	A	..
7053	Pump, axial, plunger, type A6C 4 G.P.M.	Required for Ref. Nos. 5878 and 6949	B.637/1045	—	A	..
7013	Pump, hand	Required for Ref. Nos. 5878, 6087 and 6949	B.637/1021	—	A	..
7022	Regavolt, rotary	Required for Ref. Nos. 5878 and 6087	720/1019	—	A	..
7156	Ring, backing up "Fluolin Spiral"	Required for Ref. Nos. 5878 and 6949	701/1125	—	A	..
6777	Ring $\frac{1}{2}$ in. N.B.	Required for Ref. Nos. 5878 and 6949	701/1004	—	C	..
	Seals:—					
7129	"O" Ring, delivery valve	Required for Ref. Nos. 5878, 6087 and 6949	701/1111	—	C	..
7128	"O" Ring, H.P. plunger	Required for Ref. Nos. 5878, 6087 and 6949	724/3142	—	C	..
7126	"O" Ring, H.P. plunger face	Required for Ref. Nos. 5878, 6087 and 6949	724/3139	—	C	..
7127	"O" Ring, L.P. plunger	Required for Ref. Nos. 5878, 6087 and 6949	701/1110	—	C	..
7042	"O" Ring, O.S. 3	Required for Ref. Nos. 5878, 6087 and 6949	724/2003	—	C	..
6992	"O" Ring, O.S. 5	Required for Ref. Nos. 5878, 6087 and 6949	724/2005	—	C	..
7154	"O" Ring, list No. 5 MK. 10	Required for Ref. Nos. 5878 and 6949	724/3024	—	C	..
7155	"O" Ring No. 17005...	Required for Ref. Nos. 5878 and 6949	724/3018	—	C	..
7153	"O" Ring No. 17012...	Required for Ref. Nos. 5878, 6087 and 6949	724/3054	—	C	..
7023	"O" Ring, relief valve	Required for Ref. Nos. 5878, 6087 and 6949	724/3147	—	C	..
7157	"O" Ring, pressure selection button	Required for Ref. Nos. 5878, 6087 and 6949	724/3147	—	C	..
7158	Spring H.P. suction valve	Required for Ref. Nos. 5878, 6087 and 6949	748/1098	—	C	..
7194	Starter 2 H.P. motor type MF. 2	Required for Ref. No. 6949	752/1009	—	C	..
6668	Valve, balanced needle $\frac{1}{4}$ in. N.B.	Required for Ref. Nos. 5878 and 6949	X.35/1053	—	A	..
6693	Valve, balanced needle $\frac{1}{2}$ in. N.B.	Required for Ref. Nos. 5878 and 6949	X.35/1051	—	A	..
6955	Valve, balanced unloading $\frac{1}{2}$ in. N.B.	Required for Ref. Nos. 5878 and 6949	X.35/4003	—	A	..
7050	Valve H.P. shut-off $\frac{3}{8}$ in. N.B. c/w special handle.	Required for Ref. Nos. 5878, 6087 and 6949	B.846/1003	1	A	..

RESTRICTED

59

RESTRICTED

AIRCRAFT SERVICING EQUIPMENT

SECTION 4G—cont.

1	2	3	4	5	6	7
	RIGS, test—cont.					
5420	Linear actuator	1	A	each
	Spares :—					
6845	Fork end	G.M.30385	—	C	”
6826	Knob, clockwind mechanism	Bulgin No. K.365	1	C	”
6836	Lead No. 1, terminating in 5X/6009	G.M.5048	1	B	”
6837	Lead No. 2, terminating in 5X/102	G.M.5048	1	B	”
6838	Lead No. 3, terminating in Plessey CZ.27160/1	G.M.5048	1	B	”
6839	Lead No. 4, terminating in Bendix 10-42614-75	G.M.5048	1	B	”
6840	Lead No. 5, terminating in 5X/7180	G.M.5048	1	B	”
6841	Lead No. 6, terminating in crocodile clips	G.M.5048	1	B	”
6842	Lead No. 7, terminating in plain end	G.M.5048	1	B	”
6843	Lead No. 8, terminating in 5X/102	G.M.5048	1	B	”
6681	Link, adjuster, main assembly	C.M.30387	—	C	”
6824	Relay clock, 24 volt D.C.	Item 362. G.M.5020-2	1	B	”
6825	Relay series, 24/29 volt, 5/40 amps.	Item 388. G.M.10338	1	B	”
6827	Socket, cable connector	Item 230. G.M.10338	1	C	”
6819	Socket, connector female, 6 pole, 5 amp.	Item 224. G.M.10338	8	B	”
6820	Socket, connector female, 2 pole	Item 390. G.M.10338	1	B	”
6822	Switch, ammeter selector	Item 391. G.M.10338	1	B	”
6821	Switch, rotary type, R.313C	Item 379. G.M.10338	1	B	”
6823	Timer, seconds, code S.T.1	Item 361. G.M.10338	1	A	”
6828	Weight, 2 oz.	G.M.5047	1	C	”
6829	Weight, 4 oz.	G.M.5047	1	C	”
6830	Weight, 8 oz.	G.M.5047	1	C	”
6831	Weight, 1 lb.	G.M.5047	5	B	”
6832	Weight, 2 lb.	G.M.5047	1	B	”
6833	Weight, 5 lb.	G.M.5047	2	B	”
6834	Weight, 10 lb.	G.M.5047	1	A	”
6835	Weight, 25 lb.	G.M.5047	24	A	”
6844	Wheel, castor	Buck and Hickman 261 C.I.	4	C	”

RESTRICTED

00

RESTRICTED

AIRCRAFT SERVICING EQUIPMENT

SECTION 4G—cont.

1	2	3	4	5	6	7
5902	RIGS, test—cont. Powered flying controls (Fairey type)	G.M./D./13535	—	A	each
6324	Spares :— Accumulators, hydraulic group	G.M./C/7039	—	A	..
6371	Spares :— Seal	F.H.S.548	—	C	..
6372	Seal	F.H.S.24/79	—	C	..
6476	Seal	F.H.S.21/64	—	C	..
6477	Seal	F.H.S.24/80	—	C	..
6478	Seal	F.H.S.22/80	—	C	..
6479	Seal, tufnol	F.H.S.33/64	—	C	..
	Adaptors, pressure gauge :—		BUDENBURG GAUGE CO.			
6471	$\frac{1}{4}$ in. \times $\frac{1}{4}$ in. B.S.P.	—	C	..
6470	$\frac{3}{8}$ in. \times $\frac{1}{4}$ in. B.S.P.	—	C	..
6373	Spares :— Seal	For Ref. Nos. 6470 and 6471. For Bayonets F.H.Q.375 and 384	B.S.1806/5	—	C	..
6472	Belt, "V" "A" section, symbol No. A.31	For Pulleys	J. H. FENNER & CO. LTD. J. H. FENNER & CO. LTD.	—	C	..
	Bushes, No. 1615 :—					
6473	$1\frac{1}{2}$ in. bore dia.	For $5\frac{3}{8}$ in. o.d. taper lock pulley	—	C	..
6474	$1\frac{1}{2}$ in. bore dia.	For 4 in. o.d. taper lock pulley	—	C	..
	Cap :—					
—	Blanking, $\frac{1}{2}$ in. B.S.P.	Reference 27BA/8901 (to fit flanged and stud half couplings).	LOCKHEED AVA/64/D.	—	—	—
6349	Filler and dipstick	A.S.3105/1365	—	C	each
	Cock, drain :—					
—	$\frac{1}{2}$ in. B.S.P., Type A, Mark 2	Reference 28N/3716	A.G.S.677	—	—	—
	Gones :—					
—	Adapter	Reference 28F/10410	A.G.S.1104/C	—	—	—
—	Adapter	Reference 28F/9708	A.G.S.1104/B	—	—	—
—	Adapter	Reference 28F/9838	A.G.S.1104/A	—	—	—

RESTRICTED

RESTRICTED
61

AIRCRAFT SERVICING EQUIPMENT

SECTION 4G—cont.

1	2	3	4	5	6	7
	RIGS, test—cont.					
	Powered flying controls (Fairey Type)—cont.					
	Spares—cont.					
	Controllers, pressure type :—					
6356	0 to 500 p.s.i.	P.11/S.F.A.14		A	each
6248	300 to 3,000 p.s.i.	P.11/S.F.A.24		A	"
	Spares :—	For Ref. Nos. 6356 and 6248.				
6362	Filter	A.13321		C	"
6357	Piston assembly	For Ref. No. 6356 only	A.U.13304		B	"
6369	Piston assembly	For Ref. No. 6248 only	A.U.13361		B	"
6368	Race, thrust	HOFFMAN EW $\frac{1}{2}$		C	"
6367	Seal, bonded	P.P.45C		C	"
6363	Seal, "O"	O.S. $\frac{1}{4}$		C	"
6364	Seal, "O"	O.S.7		C	"
6365	Seal, "O"	WALKER 17041		C	"
6366	Seal, "O"	WALKER 17045		C	"
6359	Seat, valve	A.13377		C	"
6361	Spring, main	For Ref. No. 6356 only	A.352106		C	"
6370	Spring, main	For Ref. No. 6248 only	A.352102		C	"
6360	Spring, valve	A.352118		C	"
6358	Valve, main	A.13318		C	"
	Couplings, self sealing :—					
—	$\frac{3}{8}$ in. B.S.P.	Reference 27B.A./8752	LOCKHEED AVA/55/F		—	—
—	$\frac{1}{2}$ in. B.S.P.	Reference 27B.A./8900	LOCKHEED AVA/58/D		—	—
6325	Drive, hydraulic pump group	F.H.Q.1683		A	each
	Spares :—					
	Bearing, medium series, medium fit :—					
—	$1\frac{1}{2}$ in. bore \times $3\frac{3}{4}$ in. o.d. \times $\frac{5}{16}$ in. wide	Reference 2A/9500375	HOFFMAN M.S.13 A.C.D.		—	—
6326	Shaft, splined	F.H.Q.1685		B	each
6327	Filter, rig, 10 GPM, Mark 2 group	F.H.Q.1543/D		A	"
	Spares :—					
6328	Element, filter	F.H.Q.1538		A	"
6329	Filter-head assembly	F.H.Q.1665		A	"

RESTRICTED

RESTRICTED

AIRCRAFT SERVICING EQUIPMENT

SECTION 4G—cont.

1	2	3	4	5	6	7
	RIGS, test—cont.					
	Powered flying control (Fairey Type)—cont.					
	Spares—cont.					
6330	Seal	H.D.S.119/1/5		C	each
6331	Seal	H.D.S.119/5/2		C	"
6333	Seal	H.D.S.122/3/20		C	"
6334	Seal	H.D.S.122/5/8		C	"
6332	Spring	F.H.Q.1531		C	"
	Gauges, pressure :—					
6335	0-50 lbs./p.s.i.	Flush mounting 4 in. dia. At top panel ...	PAYNE & GRIFFITHS		A	"
6336	0-100 lbs./p.s.i.	Flush mounting, 3 in. dia. On Rotameter panel.	PAYNE & GRIFFITHS		A	"
6337	0-800 lb./p.s.i.	Flush mounting, 6 in. dia. On Instrument panel.	PAYNE & GRIFFITHS		A	"
6268	0-5,000 lb./p.s.i.	Flush mounting, 6 in. dia. On Instrument panel.	PAYNE & GRIFFITHS		A	"
—	Mark 14LL., Luminous	Reference 6A/2692. On Top panel		—	—
6338	Hose, flexible, ½ in. B.S.P.	SUPER OIL SEALS & GASKETS LTD. 650 4/503/L36		C	each
6339	Intensifier group	GM/B/7035		A	"
	Spares :—					
6480	Seal	F.H.S.20/42		C	"
6340	Seal	F.H.S.21/46		C	"
6341	Seal	F.H.S.20/30		C	"
	Lever :—					
6342	Intensifier selector valve operation	GM/A/7082		C	"
	Link :—					
6343	Pressure, relief valve operation	GM/A/7081		C	"
—	Motor, electric squirrel cage	Protected type 400/440 volts, 3 phase 50 cycles, 10 H.P. 2885 r.p.m., size B.254, totally enclosed, fan cooled. (Reference 5P/3412).		—	—

RESTRICTED

RESTRICTED

AIRCRAFT SERVICING EQUIPMENT

SECTION 4G—cont.

1	2	3	4	5	6	7
	RIGS, test—cont.					
	Powered flying control (Fairey Type)—cont.					
	Spares—cont.					
	Nipples, adapter :—					
	To suit pipes :—					
—	$\frac{3}{16}$ in. o.d. × 22G	Reference 28F/9735	A.G.S.1142/A	—	—	—
—	$\frac{1}{4}$ in. o.d. × 22G	Reference 28F/9501	A.G.S.1142/B	—	—	—
—	$\frac{3}{8}$ in. o.d.	Reference 28F/9619	A.G.S.1142/C	—	—	—
—	$\frac{1}{2}$ in. o.d.	Reference 28F/9620	A.G.S.1142/D	—	—	—
—	$\frac{3}{4}$ in. o.d.	Reference 28F/8278	A.G.S.1142/E	—	—	—
—	$\frac{1}{2}$ in. o.d.	Reference 28F/8235	A.G.S.1142/F	—	—	—
—	1 in. o.d.	Reference 28F/8280	A.G.S.1142/H	—	—	—
—	Nut, cap	Reference 27BA/8777. For $\frac{3}{8}$ in. self sealing coupling.	Lockheed AVA.64/F	—	—	—
	Pipes :—					
6346	$\frac{3}{8}$ in. o.d. × 20G or 22G. (D.T.D.743)	GM/D/13535/181/182/183... ..	—	B	feet
6345	$\frac{1}{2}$ in. o.d. × 20G or 22G. (D.T.D.323)	GM/D/13535/179/180	—	B	..
6344	1 in. o.d. × 20G or 22G. (D.T.D.323)	GM/D/13535/177/178	—	B	..
6488	Piston (c/w sleeve F.H.S.383)	F.H.S.384	—	A	each
	Spares :—					
6489	Seal	F.H.S.11/11	—	C	..
6490	Seal	F.H.S.11/31	—	C	..
—	Pump, hydraulic, Mark 7	Reference 37J/264	Lockheed A.I.R.41000	—	—	—
	Spares :—					
—	Adapter, drain	Reference 37J/430	A.I.R.30688	—	—	—
—	Bearing, roller	Reference 37J/379	A.I.R.35466	—	—	—
—	Cover, sub-assembly	Part of Cover driven end and delivery valve assembly. Reference 37J/433.	A.I.R.29804	—	—	—
—	Cylinder and plunger assembly	Reference 37J/434	A.I.R.29958	—	—	—
—	Disc	Reference 37J/386	A.I.R.24254	—	—	—
—	Disc, retaining	Reference 37J/435	A.I.R.29440	—	—	—
—	Flange-fixed and adapter sub-assembly	Reference 37J/436	A.I.R.30920	—	—	—
—	Gasket	Reference 37J/416	A.I.R.24296	—	—	—

RESTRICTED

RESTRICTED

AIRCRAFT SERVICING EQUIPMENT

SECTION 4G—cont.

1	2	3	4	5	6	7
	RIGS, test—cont.					
	Powered flying control (Fairey Type)—cont.					
	Spares—cont.					
	Pump, hydraulic, Mark 7—cont.					
	Spares—cont.					
—	Nut	Reference 37J/391	...	A.I.R.24300	—	—
—	Nut, cap	Reference 37J/455	...	A.I.R.34206	—	—
—	Piece, distance	Reference 37J/397	...	A.I.R.24246	—	—
—	Pin	Reference 37J/392	...	A.I.R.24266	—	—
—	Plug, seating	Reference 37J/439	...	A.I.R.29800	—	—
—	Plug, vent	Reference 37J/395	...	A.I.R.24310	—	—
—	Ring, bearing	Reference 37J/396	...	A.I.R.24256	—	—
—	Ring, distance	Reference 37J/398	...	A.I.R.24314	—	—
—	Ring, retaining	Reference 37J/402	...	A.I.R.24270	—	—
—	Roller, needle	Reference 37J/403.	(Hoffmann "Ryban")	A.I.R.24258	—	—
—	Rotor	Reference 37J/404	...	A.I.R.24248	—	—
—	Seal	Reference 37J/389	...	A.I.R.24308	—	—
—	Seal	Reference 37J/399	...	A.I.R.28492	—	—
—	Seal, shaft	Reference 37J/463	...	A.I.R.64750	—	—
—	Seal, shaft	Reference 37J/464	...	A.I.R.64752	—	—
—	Seal, shaft	Reference 37J/465	...	A.I.R.64754	—	—
—	Seat, valve, o/s diam.	Reference 37J/450	...	A.R.D.820	—	—
—	Shield, dust	Reference 37J/384	...	A.I.R.24318	—	—
—	Shoe	Reference 37J/458	...	A.I.R.37896	—	—
—	Stud, long	Reference 37J/454	...	A.I.R.33808	—	—
—	Stud, short	Reference 37J/453	...	A.I.R.33810	—	—
—	Thrower, oil	Reference 37J/412	...	A.I.R.24316	—	—
—	Valve, delivery	Reference 37J/443	...	A.I.R.29794	—	—
—	Washer, joint	Reference 37J/415	...	A.I.R.24312	—	—
—	Washer, tab	Reference 37J/419	...	A.I.R.30836	—	—
6347	Restrictor	FHS.362/20	C	each
	Spares:—					
6348	Seal	HDS.122/4/28	C	"
—	Seal, bonded, $\frac{3}{8}$ in. B.S.P.	Reference 28F/9429532	...	AGS/1186/C	—	—

RESTRICTED

RESTRICTED

AIRCRAFT SERVICING EQUIPMENT

SECTION 4G—cont.

1	2	3	4	5	6	7
	RIGS, test—cont.					
	Powered flying control (Fairey Type)—cont.					
	Spares—cont.					
6500	Rotameter	D.H. float panel frame Type 125, calibrated to measure 1 to 5 galls./min. of fluid Type D.T.D.585 at 25°C., tube length 400 mm., connection brass for 1 in. B.S.P.	Rotameter Mfg. Co. ...	—	A	each
	Spares :—					
6501	Float, matched	—	B	”
6503	Scale, metal	—	B	”
6502	Tube, matched	—	B	”
	Seals, bonded :—					
—	$\frac{1}{8}$ in. B.S.P.	Reference 28F/9428452. For Union adapter	AGS.1186/A	—	—	—
—	$\frac{1}{4}$ in. B.S.P.	Reference 28F/9428453. For Union adapter	AGS.1186/B	—	—	—
—	$\frac{3}{16}$ in. B.S.P.	Reference 28F/9429532. For Union adapter	AGS.1186/C	—	—	—
—	$\frac{1}{2}$ in. B.S.P.	Reference 28F/9428455. For Drain cock ...	AGS.1186/D	—	—	—
—	$\frac{9}{16}$ in.	Reference 28F/9429637. For hydraulic pump connections.	AGS.1185/10	—	—	—
—	$\frac{5}{8}$ in.	Reference 28F/9436628. For Connectors to adapter blocks on top of panel.	AGS.1185/11	—	—	—
—	$\frac{5}{16}$ in. B.S.P.	Reference 28F/9434374. For Union adapter	AGS.1186/E	—	—	—
—	1 in. B.S.P.	Reference 28F/9434375. For Union adapter	AGS.1186/H	—	—	—
—	Starter, air brake	Reference 5P/3413. For squirrel cage motor, star delta type, size AY1 (for wall mounting less ammeter).	—	—	—
	Spares :—					
—	Coil, no volt	Reference 5P/3416	—	—	—
—	Coil, thermal overload heater	Reference 5P/3417	—	—	—
—	Contact	Reference 5P/3414	—	—	—
—	Spring	Reference 5P/3415	—	—	—

RESTRICTED

RESTRICTED

AIRCRAFT SERVICING EQUIPMENT

SECTION 4G cont.

1	2	3	4	5	6	7
	RIGS, test—cont.					
	Powered flying control (Fairey Type)—cont.					
	Spares—cont.					
	Unions :—					
—	Adapter	Reference 38F/9439105. For pipes at rotameter.	AGS.1105/H	—	—	—
—	Adapter	Reference 28F/9439102. For pipe at tank ...	AGS.1105/E	—	—	—
—	Body	Reference 28F/9707. At pipe joint between rotameter and tank.	AGS.1103/H	—	—	—
—	Cone, reducing	Reference 28F/10509	AGS.1107/A	—	—	—
—	Reducing	Reference 28F/12959. At pipe joint between filter mounting and rotameter.	AGS.1108/C	—	—	—
—	Reducing	Reference 28F/9439162	AGS.1109/D	—	—	—
—	Reducing	Reference 28F/9439163	AGS.1109/K	—	—	—
—	Valves, air-charging	Reference 28Y/9429623	AGS.1200	—	—	—
—	Spares :—					
—	Sleeve, screwed	Reference 28F/10790	AGS.1114/B	—	—	—
—	Valves, cut-out, hydraulic pressure	Reference 27M/433	Lockheed A.I.R.40020	—	—	—
—	Spares :—					
—	Adaptor	Reference 27M/7182	A.I.R.31636	—	—	—
—	Body, valve	Reference 27M/6093	A.I.R.28748	—	—	—
—	Circlip	Reference 27M/4634	A.D.S.101AA	—	—	—
—	Gasket	Reference 27M/4284	A.D.S.32L	—	—	—
—	Gasket	Reference 27M/4169	A.D.S.32R	—	—	—
—	Gasket	Reference 27M/4238	A.D.S.34A	—	—	—
—	Housing, valve	Reference 27M/2373	A.I.R.23716	—	—	—
—	Nut, ⁵ / ₁₆ in. B.S.F.	Reference 27M/4239	A.D.S.38F	—	—	—
—	Plate	Reference 27M/7609	A.I.R.33272	—	—	—
—	Plate, flutter	Reference 27M/6096	A.I.R.28754	—	—	—
—	Plunger	Reference 27M/6095	A.I.R.28752	—	—	—
—	Screw	Reference 27M/8975 (Parker Kalon)	A.D.S.46A	—	—	—
—	Screw, adjusting	Reference 27M/2380	A.I.R.23734	—	—	—
—	Seal	Reference 27M/7877	A.I.R.40414	—	—	—

RESTRICTED

RESTRICTED

AIRCRAFT SERVICING EQUIPMENT

SECTION 4G—cont.

1	2	3	4	5	6	7
	RIGS, test—cont.					
	Powered flying control (Faircy Type)—cont.					
	Spares—cont.					
	Valves, cut-out, hydraulic pressure—cont.					
	Spares—cont.					
—	Seal	Reference 27M/7876	A.D.S.409/17	—	—	—
—	Seal	Reference 27M/7878	A.D.S.403/13	—	—	—
—	Seat, valve	Reference 27M/4750	A.I.R.27698	—	—	—
—	Sleeve	Reference 27M/7847	A.I.R.35822	—	—	—
—	Spring	Reference 27M/2370	A.I.R.20430	—	—	—
—	Spring	Reference 27M/2376	A.I.R.23724	—	—	—
—	Spring	Reference 27M/2377	A.I.R.23730	—	—	—
—	Spring	Reference 27M/5431	A.I.R.23756	—	—	—
—	Spring, retainer	Reference 27M/2386	A.I.R.25682	—	—	—
—	Spring, "V"	Reference 27M/7018	A.I.R.29796	—	—	—
—	Stem, valve	Reference 27M/4751	A.I.R.27696	—	—	—
—	Valve	Reference 27M/7318	A.I.R.32428	—	—	—
—	Washer	Reference 27M/2382	A.I.R.23722	—	—	—
6355	Valves, fine control, Type 111	British Emetic Corpn. W.22258/S.	—	B	each
	Valves, non-return :—					
—	$\frac{1}{4}$ in. B.S.P.	Reference 27Y/183	A.S.3376	—	—	—
—	$\frac{3}{8}$ in. B.S.P.	Reference 27Y/196	A.S.3382	—	—	—
6491	Valves, on-off group	F.H.S.538	—	A	each
	Spares :—					
—	Ball, steel, $\frac{5}{32}$ in. diam.	Reference 2A/9500566. ((FHS.)538. Ref. A)	—	—	—
6354	Seal	F.H.S.20/2	—	C	each
6492	Seal	F.H.S.7/5	—	C	"
6493	Spring	F.H.S.540	—	C	"
6494	Valves, pressure release group	F.H.S.1263	—	A	"
	Spares :—					
6495	Poppet	F.H.S.346	—	C	"
6496	Seal	F.H.S.24/2	—	C	"

RESTRICTED

68

RESTRICTED

AIRCRAFT SERVICING EQUIPMENT

SECTION 4G—cont.

1	2	3	4	5	6	7
	RIGS, test—cont.					
	Powered flying control (Fairley Type)—cont.					
	Spares—cont.					
	Valves, pressure release group—cont.					
	Spares:—					
6485	Spring	—	C each
6486	Spring	—	C "
6487	Spring	—	C "
6352	Valves, pressure release group	—	A "
	Spares:—					
6484	Seal	—	C "
—	Spring... ..	Ref. No. 6485	—	—
—	Spring... ..	Ref. No. 6486	—	—
—	Spring... ..	Ref. No. 6487	—	—
—	Valves, pressure relief	Reference 27M/736	—	—
6350	Valves, relief group	—	A each
	Spares:—					
6481	Poppet, valve	—	C "
—	Seal	Reference 27KC/1987	—	—
6482	Seal	—	C each
6483	Seat, valve	—	C "
6351	Spring	—	C "
6475	Valves, relief, non-return, set to 40 p.s.i.	—	C "
6353	Valves, selector group	—	A "
—	Washer, tab	For Valve (Reference 27KC/269)	—	—
3821	Pressure engine coolant	—	A each
	Spares:—					
3845	Gauge, pressure, 0-40 lb. p.s.i.	Graduated in ½ lb.	—	A "

RESTRICTED

RESTRICTED
69

AIRCRAFT SERVICING EQUIPMENT

SECTION 4G - cont.

1	2	3	4	5	6	7
	RIGS, test—cont.					
4420	Winch, clutch, Mark 2	2995...	—	A	each
	Accessories :—					
—	Bar, extension, hex., 4 in. \times $\frac{9}{32}$ in. sq. drive	Reference 1L/1	—	—	—
—	Handle, sliding bar, "Tee". 4 $\frac{1}{2}$ in. \times $\frac{9}{32}$ in. sq. drive.	Reference 1L/4	—	—	—
3193	Key, adjustment	D.8493	—	B	each
3194	Key, locking	D.8494	—	B	..
—	Screwdriver, wire, 8 in. \times $\frac{3}{16}$ in. points. ...	Reference 1C/3193	—	—	—
—	Spanner, socket, hex., 2 B.A. \times $\frac{9}{32}$ in. sq. drive.	Reference 1L/14	—	—	—
	Spares :—					
3195	Dynamometer, No. 128	Geo. Salter Ltd.	—	A	each
	RINGS :—	Naval aviation only.				
6599	Stripping	A.M.20750	—	C	..
5635	SEPARATOR, tyre, hydraulic	G.M./D/8867	1	A	..
	Accessories :—					
5671	Adapter set	For Victor and Vulcan aircraft... ..	A.10137	—	A	..
	Spares :—					
6181	Pump, hand	Turner Kismet 77C/1276	—	A	..
6190	Reservoir, oil, complete.	G.M./B/8976	—	A	..
6059	Ring, piston	G.M./A/8994	—	C	..
6210	Ring, sealing	On shaft hand pump side	G.M./A/8987	—	C	..
6211	Ring, sealing	For cylinder end plate and internal connection cylinder casing to selector.	G.M./B/9039	—	C	..
6058	Seal, oil, outer sleeve	Sleeve to cylinder casing	G.M./A/8988	—	C	..
6626	Valve, selector	G.M./D/8961, Item 48	—	A	..
6773	Washer, sealing	A.D.S. 401/1	—	C	..

RESTRICTED

70

RESTRICTED

AIRCRAFT SERVICING EQUIPMENT

SECTION 4G—cont.

1	2	3	4	5	6	7
3892	SEPARATOR, tyre, main wheel	Complete reference should be made to the accessories, which are not issued with Separator unless demanded for the various Wheel and Aircraft types.	D.I.S. G.S. 1214 G.A. and Schedule G.S. 2090.		A	each
	Accessories :—					
4031	Arbor assembly	For extracting sliding flange	G.S.2097, Pt. 2. and G.S.2098, Pt. 3.	1	B	"
3895	Cone, locating, 3 $\frac{15}{16}$ in. dia.	For hub extraction	G.S.2099, Pt. 5	1	C	"
3894	Cone, locating, 5 $\frac{3}{16}$ in. dia.	1	C	"
3893	Cone, locating, 5 $\frac{1}{8}$ in. diam.	For hub extraction	G.S.2099, Pt. 5	1	C	"
3897	Piece, distance No. 1	For hub extraction	G.S.2099, Pt. 1	1	C	"
3900	Piece, distance, No. 4	For hub extraction	G.S.2099, Pt. 4	1	C	"
	Ring, base :—	For extracting sliding flange.				
3903	17 $\frac{1}{2}$ in. dia.	Painted black and stamped F	G.S.2098, Pt. 1	1	B	"
3901	25 in. dia.	Painted red and stamped A	G.S.2098, Pt. 1	1	B	"
	Rings, pressure :—	For hub extraction.				
3910	20 $\frac{1}{2}$ in. dia.	Painted brown and stamped G	G.S.2096, Pt. 1	1	B	"
3909	23 in. dia.	Painted black and stamped F	G.S.2096, Pt. 1	1	B	"
3907	25 $\frac{1}{2}$ in. dia.	Painted green and stamped D	G.S.2096, Pt. 1	1	B	"
3904	32 in. dia.	Painted red and stamped A	G.S.2096, Pt. 1	1	B	"
	Rods, tie :—	Sets of three for hub extraction.				
3915	14 in. long	Painted brown and stamped G	G.S.2096, Pt. 3	3	B	"
3914	15 in. long	Painted yellow and black and stamped E and F	G.S.2096, Pt. 3	3	B	"
3913	16 $\frac{1}{2}$ in. long	Painted green and stamped D	G.S.2096, Pt. 3	3	B	"
3911	20 in. long	Painted red and white and stamped A and B	G.S.2096, Pt. 3	3	B	"
	Spares :—					
3916	Arbor, hub extraction	Part of Ref. No. 4031	G.S.2097, Pt. 1		C	"
3919	Bolt, special	Part of Ref. No. 3892	G.S.2094, 5		C	"
3920	Bolt, special	Part of Ref. No. 3892	G.S.2094, 7		C	"
3924	Fork, tripod	Part of Ref. No. 3892	G.S.2094, Pt. 4		C	"
3921	Nut, bush	Part of Ref. No. 3892	G.S.2094, Pt. 3		C	"
3922	Nut, seating	Part of Ref. No. 3892	G.S.2092, Pt. 2		C	"
3923	Pin, base ring	Part of Ref. No. 3901	G.S.2098, Pt. 2		C	"

RESTRICTED

71

RESTRICTED

AIRCRAFT SERVICING EQUIPMENT

SECTION 4G—cont.

1	2	3	4	5	6	7
	SEPARATOR, tyre, main wheel—cont.					
	Spares—cont.					
	Shield, thread :—					
3918	1 ft. 10 $\frac{1}{2}$ in. long	Part of Ref. No. 3892	G.S.2098, Pt. 3		C	each
6269	SEPARATOR, TYRE, Screw Type		A.10444	1	A	,
	Accessories :—					
6698	Adapter	Naval aviation only	A.M.20873	—	C	,
6699	Adapter	Naval aviation only	A.M.20927	—	C	,
6700	Adapter	Naval aviation only	A.M.20928	—	C	,
6701	Adapter	Naval aviation only	A.M.20929	—	C	,
6702	Adapter	Naval aviation only	A.M.20930	—	C	,
6703	Adapter	Naval aviation only	A.M.20935	—	C	,
6704	Adapter	Naval aviation only	A.M.20943	—	C	,
6705	Adapter	Naval aviation only	A.M.21574	—	C	,
6217	Ring, adapter	Argosy	A.M.20756	1	A	,
6950	Ring, adapter	Argosy	A.M.20903	1	A	,
6214	Ring, adapter	Argosy, Comet, Victor B2, Vulcan B2, Meteor	A.M.20752	2	A	,
6215	Ring, adapter	Britannia, Hunter	A.M.20753	2	A	,
6216	Ring, adapter	Britannia	A.M.20755	2	A	,
6768	Ring, adapter	Comet 4	A.M.20754	2	A	,
6695	Ring, adapter	Gnat (T)	A.M.20748	1	A	,
6212	Ring, adapter	Javelin, Lightning	A.M.20695	1	A	,
6951	Ring, adapter	Jet Provost	A.M.20747	2	A	,
6696	Ring, adapter	Lightning	A.M.20749	1	A	,
6219	Ring, adapter	Victor, Vulcan	A.M.20895	1	A	,
7165	Ring, adapter	Wessex	A.M.21478	2	A	,
7166	Ring, adapter	Wessex	A.M.20744	2	A	,
6467	Ring, Tyre removal	Naval aviation only	A.M.21478	—	C	,
6468	Ring, Tyre removal	Naval aviation only	A.M.20744	—	C	,
6694	Ring, Tyre removal	Naval aviation only	A.M.20745	—	C	,
6697	Ring, Tyre removal	Naval aviation only	A.M.20751	—	C	,
6967	Ring, Tyre removal	Naval aviation only	...	—	C	,
7200	Ring, Tyre removal	Naval aviation only	A.M.22402	1	A	,

RESTRICTED

RESTRICTED

AIRCRAFT SERVICING EQUIPMENT

SECTION 4G —cont.

1	2	3	4	5	6	7
	SEPARATOR, TYRE, Screw Type—cont.					
	Accessories—cont.					
6811	Separator attachment, Tyre	A.10329	—	A	each
7227	Spanner, ratchet, type lay tool No. 5	A.O.102736... ..	1	A	,,
	Spares :—					
7213	Tube (threaded) assembly	A.O.103880... ..	1	A	,,
5324	SHELTER, a/c Canberra	Basix equipment		A	,,
5658	STAGING, "Zip up" type assembly	Demand in components from Section 4T by reference to A.P. 4549A, Book 1, Vol. 1.	1	A	,,
	STANDS :—					
4518	Accumulator, aircraft loading		A	,,
	Spares :—					
6396	Castor, flexible		C	,,
4300	Engine assembly	Nene 3. Naval aviation only	R.R.B.13037		A	,,
	Accessories :—					
4301	Feet, mounting	Nene. Naval aviation only	B.11861		A	,,
	Engine Change Unit Air Transportable					
5711	Lower half	F.S./1072,203.H	—	A	,,
5712	Upper half	F.S./1072/198.H	—	A	,,
	Accessories :—					
6637	Adapter set, Aircraft	For Avon E.C.U. Valiant Aircraft	—	A	Set
6725	Adapter set, E.C.U.	For Avon 117 or 118 E.C.U. Comet Aircraft. For Ref. No. 5711 only.	—	A	,,
5638	Adapter set, E.C.U.	For Avon E.C.U. Valiant Aircraft.	—	A	,,
6978	Adapter set, E.C.U.	For Olympus E.C.U. Vulcan I Aircraft			
6937	Adapter set, E.C.U.	For Sapphire E.C.U. Victor aircraft			
7019	Spigot Assy., Centre	G.S.1072-819	1	A	each
	Engine change unit, Centaurus :—	For Beverley aircraft.			
4914	Frame, extension		A	set
	Consisting of :—					
—	Bolt, Whit., hex., $\frac{3}{4}$ in. \times $2\frac{1}{2}$ in.	Reference 29A 9481623	6	—	—

RESTRICTED

RESTRICTED

AIRCRAFT SERVICING EQUIPMENT

SECTION 4G—cont.

1	2	3	4	5	6	7
	STANDS—cont.					
	Engine change unit, Centaurus—cont.					
	Frame, extension—cont.					
—	Nut, Whit., hex., $\frac{3}{8}$ in.	Reference 29A/1254	6	—	—
4915	Stool, servicing, 10 in.	6	C	each
—	Washer, spring, $\frac{7}{8}$ in.	Reference 29C/9416662	6	—	—
4911	Frame, extension, power plant stand	A	set
	Consisting of :—					
—	Bolt, Whit., hex., $\frac{7}{8}$ in. \times $2\frac{1}{4}$ in.	Reference 29A/9481623	4	—	—
—	Bolt, Whit., hex., $\frac{3}{4}$ in. \times $2\frac{1}{2}$ in.	Reference 29A/9435436	4	—	—
4912	Frame, front	A	each
4913	Frame, rear	A	”
—	Nut, Whit., hex., $\frac{7}{8}$ in.	Reference 29A/1254	4	—	—
—	Nut, Whit., hex., $\frac{3}{4}$ in.	Reference 29A/1236	4	—	—
—	Washer, spring, steel, single coil, square section, $\frac{7}{8}$ in.	Reference 29C/9416662	4	—	—
—	Washer, spring, steel, single coil, square section, $\frac{3}{4}$ in.	Reference 29C/1856	4	—	—
6250	Engine Change Unit, Proteus, Build	For Britannia Aircraft	F.B.200678	—	A	each
	Engine erecting, Ghost :—					
4511	Type A	A	”
4354	Type B	T.79047	1	A	”
	Spares :—	For Ref. No. 4354				
6227	Caster, wheel	Naval aviation only	252CI	—	C	”
6228	Caster, wheel	Naval aviation only	223CI	—	C	”
	Engine erecting “in-line,” aircraft engines :—					
1	Type A	When this stand is required for Cheetah, Merlin and Mercury engines, reference should be made to the accessories which are not with the stands unless demanded.	D.I.S.Misc. 355, Sched. A.D.6462, sheets 1-4 incl.		A	”
129	Type E	Naval aviation only	9	A	”
2203	Type F	Wood. For Gipsy engines	A.D.13917		A	”
	Accessories :—	For Stands, Engine erecting, “In Line” Aircraft engines.				

RESTRICTED

RESTRICTED

AIRCRAFT SERVICING EQUIPMENT

SECTION 4G—cont.

1	2	3	4	5	6	7
	STANDS—cont.					
	Engine erecting, "in-line," aircraft engines—cont.					
	Accessories—cont.					
2176	Adapter, Type A	For use with "Type A" stand, Ref. No. 1. Used in conjunction with mod. set Ref. No. 2421.	D.I.S. Misc. 722 and all relevant drgs.		A	set
	Comprising :—					
2357	Bolt, $\frac{7}{8}$ in. \times 7.6 in. long	A.D.13937/3	8	C	each
—	Bolts, Whit., steel, hex., black :—					
—	$\frac{7}{8}$ in. \times 4 in. long	Reference 29A/9435371	14	—	—
—	$\frac{7}{16}$ in. \times 5 in. long	Reference 29A/9435373	2	—	—
—	Nut, Whit., steel, plain, black, $\frac{7}{16}$ in. Supports, engine bearer :—	Reference 29A/1231	24	—	—
2185	Front, L.H.	A.D.13852/4A	1	B	each
2186	Front, R.H.	A.D.13852/4B	1	B	"
2184	Rear	A.D.13852/3	1	B	"
4349	Adapters, Type B	For modification of Type A stand, Ref. No. 1	G.M. 6696A, 6696B, and 6697.		A	set
	Comprising :—					
4358	Feet, pedestal mounting slave	RR.J39386 and relevant drgs.	2	A	each
	Comprising :—					
4383	Feet	—	C	"
4381	Nut, sleeve	—	C	"
4382	Washer, special	—	C	"
	Supports, bearer					
4350	Front, port	6696A	1	C	"
4351	Front, starboard	6696B	1	C	"
4352	Rear	6697	2	C	"
2351	Adapters, Type C	For use with "Type A" stand, Ref. No. 1. Used in conjunction with mod. set, Ref. No. 2421.	A.D. 13852, 13856, 13857, 13858, 13937, 13934.		A	set
	Bolts, Whit., steel, hex., black :—					
—	$\frac{1}{2}$ in. \times 3 $\frac{1}{2}$ in. long	Reference 29A/9435385	8	—	—
—	$\frac{3}{8}$ in. \times 8 in. long	Reference 29A/9435426	4	—	—

RESTRICTED

RESTRICTED

75

AIRCRAFT SERVICING EQUIPMENT

SECTION 4G—cont.

1	2	3	4	5	6	7
	STANDS—cont.					
	Engine erecting, "in-line," aircraft engines—cont.					
	Accessories—cont.					
	Adapters, Type C—cont.					
	Nuts, Whit., steel, plain, black :—					
—	½ in.	Reference 29A/1230	8	—	—
—	⅜ in.	Reference 29A/1234	9	—	—
	Adapters, Type H :—					
	Brackets, support, Merlin :—					
3858	Front, port and starboard	Kid. SK.1635, pt. 39	2	A	each
3859	Rear, port and starboard	Kid. SK.1635, pt. 40	2	A	"
4188	Adapters, Type J	Naval aviation only	—	A	"
4189	Adapters, Type K	Naval aviation only	—	A	"
2	Attachment, Gipsy engines	For Type A stands Ref. No. 1	A.D.11087-1	—	B	"
2421	Modification set	Complete. For "Type A" stands, Ref. No. 1. Used in conjunction with Ref. Nos. 2176 and 2351.	...	—	A	"
	Comprising :—					
2188	Bar, angle	A.D.13857	2	B	"
2189	Bearer, engine, L.H.	A.D.13856/A	1	B	"
2190	Bearer, engine, R.H.	A.D.13856/B	1	B	"
2352	Cleat, angle, L.H.	A.D.13937/2	2	B	"
2353	Cleat, angle, R.H.	A.D.13937/1	2	B	"
—	Nut, Whit., steel, hex., plain, black, ⅝ in.	Reference 29A/1234	8	—	—
—	Washer, Whit., steel, plain, black, ⅝ in.	Reference 29A/1824	8	—	—
4187	Modification set	Naval aviation only	—	A	each
2038	Plate, adapting, Type D	A.D.13711/1	—	A	set
	Bolts, steel, high tensile, non-stainless, hex., head :—					
—	⅜ in. B.S.F. × 0.8 in long	Reference 28D/7318. 14 per engine	—	—	—
—	⅜ in. B.S.F. × 1.8 in. long	Reference 28D/7326. 17 per plate	—	—	—
	Nut, steel, mild, plain, R.H. thread, ⅜ in. B.S.F.	Reference 28M/760	—	—	—

RESTRICTED

RESTRICTED

AIRCRAFT SERVICING EQUIPMENT

SECTION 4G—cont.

1	2	3	4	5	6	7
	STANDS—cont.					
	Engine erecting, "in-line," aircraft engines—cont.					
	Accessories—cont.					
	Plates, adapting, Type D—cont.					
2040	Plates, adapting, Type F	For "Type A" stands, Ref. No. 1	A.D.13710/1		B	set
	Bolt, steel, high tensile, non-stainless, hex. hd :—					
—	3/8 in. B.S.F. × 1.4 in. long	n Reference 28D/7324. 17 per plate	—	—	—
—	Bolt, steel, mild, non-stainless, hex. hd :—					
—	7/16 in. B.S.F. × 5 in. long	n Reference 28D/220. 9 per engine	—	—	—
—	Nuts, steel, mild, plain, R.H. thread :—					
—	3/4 in. B.S.F.	Reference 28M/760. 17 per plate	—	—	—
—	7/16 in. B.S.F.	n Reference 28M/762. 9 per plate	—	—	—
	Engine erecting, radial aircraft engines :—					
2084	Type C	When this stand is required for Alvis, Leonides, Cheetah, Mercury and Hercules engines, reference should be made to the accessories which are not issued with the stands unless demanded.	D.I.S.725	—	A	each
2533	Type D	For Centaurus engines. Refer to accessories which are not issued with stands unless demanded.	D.I.S. Misc. 740C.D. 30509	—	A	..
	Accessories :—	For Stands, Engine erecting, Radial aircraft engines.				
4345	Adapters set, Type A	For modification of stands, engine jet Avon Mark 1, Ref. No. 4231.		—	A	set
	Comprising :—					
4346	Pillar, adapter, front	G.M.4524 1	2	C	each
4361	Adapter sets, Type D	For "Type C" stands, Ref. No. 2084		A	set
	Comprising :—					
4363	Link, lifting	G.M.3705		C	each

RESTRICTED

RESTRICTED

AIRCRAFT SERVICING EQUIPMENT

SECTION 4G—cont.

1	2	3	4	5	6	7
	STANDS—cont.					
	Engine erecting, radial aircraft engines—cont.					
	Accessories—cont.					
4415	Adapter sets, Type E	For "Type C" stands, Ref. No. 2084		A	set
	Comprising :—					
4418	Bush	G.M.4715	8	C	each
4416	Plate, engine mounting, L.H.	G.M.6796	1	A	"
4417	Plate, engine mounting, R.H.	G.M.6796	1	A	"
4855	Stud, $\frac{3}{8}$ in. B.S.F.	G.M.4718/1		C	"
4279	Adapters, Alvis Leonides	Complete, for "Type C" stands, Ref. No. 2084		A	"
	Comprising :—					
4280	Adapter	W.A.7. 88 438/1	4	C	"
4281	Dowel	W.A.7. 88 438/2	4	C	"
4282	Pin, quick release	A.S.2436	4	C	"
2875	Adapters, Centaurus engine	Complete, for "Type D" stands, Ref. No. 2533		A	"
	Accessories :—					
2879	Link	1 lb. $3\frac{1}{2}$ in. \times 2 in. \times $\frac{3}{4}$ in.	A.D.18575/4	5	C	"
—	Nut, steel, mild, plain, R.H. thread, 1 in. B.S.F.	Reference 28M/8197		—	—
2876	Stud, special	4 lb. 14 oz. $11\frac{1}{2}$ in. \times $2\frac{3}{4}$ in. \times $2\frac{3}{4}$ in.	A.D.18575/1	6	C	each
2267	Adapters, Hercules engine (Type D adapter)	For "Type C" stands, Ref. No. 2084		A	set
	Accessories :—					
2302	Fitting	A.D.13933/1	5	C	each
2309	Link, lifting	A.D.13774/8	1	C	"
2308	Link, supporting	A.D.13774/7	4	C	"
2307	Nut	A.D.13774/3	5	C	"
2041	Plates, adapting, Type G	For "Type C" stands, Ref. No. 2084	A.D.13710-2		B	set
	Bolts, steel, high tensile, non-stainless, hex. hd :—					
—	$\frac{3}{8}$ in. B.S.F. \times 1.8 in. long	Reference 28D/7326. 17 per plate		—	—
—	$\frac{3}{8}$ in. B.S.F. \times 3 in. long	Reference 28D/8134. 8 per engine		—	—
	Nuts, steel, mild plain, R.H. thread :—					
—	$\frac{3}{8}$ in. B.S.F.	Reference 28M/760. 17 per plate		—	—
—	$\frac{1}{2}$ in. B.S.F.	Reference 28M/763. 8 per engine		—	—

RESTRICTED

RESTRICTED

AIRCRAFT SERVICING EQUIPMENT

SECTION 4G—cont.

1	2	3	4	5	6	7
	STANDS—cont.					
3964	Engine jet	For Goblin engines	Kid.S.K.1632Z		A	each
	Spares :—					
4427	Caster, 10 in.	Revvo castor type T.H.10/R.T.W./R.B.		A	..
4866	Pin, locking, plunger bracket	Kid.S.K.1632Z-36-37-39... ..	1	A	..
4485	Wheel, rubber tyred, castor, 10 in.	For Ref. No. 4427		A	..
4266	Engine, jet, Mark 2	For Derwent engines	Kid.S.K.1628, Pts. 1, 19 and 26-39, latest issue.		A	..
	Accessories :—					
	Adapter sets					
	Comprising :—					
3863	Clamp	For Derwent 1 Engines	KS./1628, Pt. 20-25	—	B	set
3929	Clamp	For Derwent 5 Engines	KS./1678	—	B	..
	Spares :—					
4268	Wheel, castor, 6 in. diam.	Solid rubber tyred. Marked with contract No. 6/Stores/20248/C.B.21 and No. 6/Stores/510/C.B.21, i.e. those fitted with four 6 in. rubber tyred casters.	Kid.S.K.1628, Item 28		A	each
4267	Wheel, fixed, 8 in. diam.	Solid rubber tyred	Kid.S.K.1628, Items 27, 32, 33 and 34.		A	..
4030	Engine, radial, airborne, Type E	Special issue only	Drg. Sched. No. M.448/Sht. 1, G.A. Drg. No. M.448/A/Sht. 2.		A	..
5812	Engine servicing	For Palouste Mark 101 engines. Naval aviation only.	C.M.E.360		A	..
3977	Gun harmonization, universal	To be demanded in components according to scale.	M.R.I. A.R.M.266 and relevant drawings.		A	..
	Comprising :—					
4788	Board assembly, centre	M.R.I. No. 267 and relevant drawings.	1	A	..
	Accessories :—					
5391	Container, special to contents		C	..

RESTRICTED

RESTRICTED
79

AIRCRAFT SERVICING EQUIPMENT

SECTION 4G—cont.

1	2	3	4	5	6	7
	STANDS—cont.					
	Gun harmonization, universal—cont.					
	Comprising—cont.					
	Board assembly, centre—cont.					
	Spares:—					
4764	Backstay	Complete	A.R.M.37179	1	C	each
4763	Board, centre, lower	Complete	A.R.M.32543	1	A	"
4762	Board, centre, upper	Complete	A.R.M.37156	1	A	"
4759	Camera disc assembly	Complete	A.R.M.37205	1	A	"
4768	Channel foot assembly	Complete	A.R.M.66973	1	A	"
4765	Channel, base... ..	Complete	A.R.M.37177	1	C	"
4770	Column	Complete	A.R.M.37173	1	A	"
4758	Disc, gun master, port	Complete	A.R.M.37192/1	1	C	"
4757	Disc, gun master, starboard	Complete	A.R.M.37192/2	1	C	"
4756	Disc, gunsight	Complete	A.R.M.37190	1	C	"
4767	Feet, flange	Complete	A.R.M.66970	1	C	"
4766	Feet, insert	Complete	A.R.M.66969	1	C	"
	Gun disc assemblies:—					
4754	Port, rear	Complete	A.R.M.37197/1	1	A	"
4753	Starboard, front	Complete	A.R.M.37195/2	1	A	"
4752	Starboard, rear	Complete	A.R.M.37197/2	1	A	"
4769	Leg assembly... ..	Complete	A.R.M.66963	1	A	"
4745	Sight, centre	Complete	A.R.M.67034	1	C	"
4789	Board assemblies, port wing	Complete	M.R.I. No. 271 and relevant drawings.	1	A	"
	Accessories:—					
5392	Container, special to contents	Complete			C	"
	Spares:—					
—	Backstay	Ref. No. 4764		1	—	—
4761	Board, port wing	Complete	A.R.M.32548, 1	1	A	each
—	Camera disc assembly	Ref. No. 4759		1	—	—
—	Channel foot assembly	Ref. No. 4768		1	—	—
—	Channel, base... ..	Ref. No. 4765		1	—	—

RESTRICTED

RESTRICTED

AIRCRAFT SERVICING EQUIPMENT

SECTION 4G—cont.

1	2	3	4	5	6	7
	STANDS—cont.					
	Gun harmonization, universal—cont.					
	Comprising—cont.					
	Board assemblies, port wing—cont.					
	Spares—cont.					
—	Column	Ref. No. 4770	1	—	—
—	Disc, gun master, port	Ref. No. 4758	1	—	—
—	Foot, flange	Ref. No. 4767	1	—	—
—	Foot, insert	Ref. No. 4766	1	—	—
—	Gun disc assembly :—					
—	Port, rear	Ref. No. 4754	1	—	—
—	Leg assembly	Ref. No. 4769	1	—	—
4746	Outrigger assembly	Adjustable	A.R.M.37201	1	A	each
4744	Sight, inner wing board	A.R.M.67039	1	C	—
4743	Sight, outer wing board	A.R.M.67042	1	C	—
4790	Board assembly, starboard wing	M.I.R. No. 269 and relevant drawings.	1	A	—
	Spares :—					
—	Backstay	Ref. No. 4764	1	—	—
4760	Board, starboard wing	A.R.M.32548/2	1	A	each
—	Camera disc assembly	Ref. No. 4759	1	—	—
—	Channel foot assembly	Ref. No. 4758	1	—	—
—	Channel, base... ..	Ref. No. 4765	1	—	—
—	Column	Ref. No. 4770	1	—	—
—	Disc, gun master, starboard	Ref. No. 4757	1	—	—
—	Feet, flange	Ref. No. 4767	1	—	—
—	Feet, insert	Ref. No. 4766	1	—	—
—	Gun disc assembly :—					
—	Starboard, front	Ref. No. 4753	1	—	—
—	Starboard, rear	Ref. No. 4752	1	—	—
—	Leg assembly	Ref. No. 4769	1	—	—
—	Outrigger assembly	Adjustable, Ref. No. 4746	1	—	—
—	Sight, inner wing board	Ref. No. 4744	1	—	—
—	Sight, outer wing board	Ref. No. 4743	1	—	—

RESTRICTED

RESTRICTED

81

AIRCRAFT SERVICING EQUIPMENT

SECTION 4G—cont.

1	2	3	4	5	6	7
	STANDS—cont.					
	Gun harmonization, universal—cont.					
	Comprising—cont.					
4869	Case, packing	M.R.I. No. A.R.M.348 ...		C	each
3594	Propeller erection and dismantling	Kid. S.K.1650		A	"
6617	Servicing, Olympus 200 series, E.C.U.	F.B.210599		A	"
	Accessories :—					
6618	Lever, handling	F.B.210518		A	"
	Transit Servicing, Avon E.C.U.	Reference 40B/1508			
	Transit Servicing, Avon E.C.U. MK. 30101	Reference 40B/1511			
	Accessories :—					
6958	Arm, towing	C.P.6064	2	A	"
6982	Bar, towing	C.P.6653	1	B	"
6981	Casters assembly	For Reference 40B/1511	C.P.6573	2	A	"
	Transit Servicing, Gnome E.C.U.	Reference 40B/1450			
	Accessories :—					
6745	Castor, fixed	T.77829	2	B	"
6746	Castor, swivel	T.77830	2	B	"
	Transit Servicing, Nimbus E.C.U.	Reference 40B/1463			
	Accessories :—					
7012	Castor 9 in. x 2½ in. M.D. (AUTOSSET)	C.P.9 (200)	4	B	"
6267	Vertical, bay servicing, Gazelle E.C.U.	For Belvedere aircraft	A.N.R.84868	—	A	"
	STEPS :—					
5562	Cabin entrance	For Valiant aircraft. Demand in components from Section 4T by reference to A.P.4549A Bk. 1, Vol. 1.	G.M.10619		A	"
5664	Passenger	Edgehill 2609	1	A	"
5672	Passenger (Air Transportable)	Edgehill 2637	1	A	"

RESTRICTED

RESTRICTED

AIRCRAFT SERVICING EQUIPMENT

SECTION 4G—cont.

1	2	3	4	5	6	7
	STEPS:—cont.					
	Passenger, Air Transportable—cont.					
	Spares :—	For Ref. No. 5672.				
6420	Caster assembly, complete	K.V.12R.B.		B	each
6516	Jack, locking, L.H.	2650/B		B	"
6422	Jack, locking, R.H.	2650/A		B	"
6421	Wheel	R.T.C.12R.B.		C	"
6647	STEPS, passenger, "S" type		G.A.6709		A	"
	Spares :—					
6805	Bar, towing	6709/50	1	A	"
6800	Body, leg, steady	B.4280	2	A	"
6795	Buffer, rear, 1 ft. 7 ins.	6709/79	2	C	"
6792	Buffer sill, 3 ft.	6709/128	1	A	"
6793	Buffer, side, vertical "T", 9 ins.	6709/8	2	C	"
6794	Buffer, side, vertical bottom, 1 ft. 11 ins.	6709/8	2	B	"
7197	Cage, ball bearing	For 12 feet runner "Beclaywat" type	1	C	"
6812	Carriage, thrust race	6709/43	—	C	"
6802	Foot, pad, leg, steady	2	C	"
6791	Handbrake	1	C	"
6803	Handle, operating	6709/156	1	A	"
6797	Handrail, lower	6709/101	2	A	"
6798	Handrail, lower, rear bottom section only	6709/101	2	B	"
6796	Handrail, upper	6709/19	2	A	"
6799	Leg, steady	S.12,112	2	A	"
6801	Spring, steady, leg	4	A	"
6804	Wing	6709/148	4	B	"
1358	SYRINGE, oil	For use on oleo legs	A.L.R.10280		A	"
3235	TENT, aircraft, engine inspection :—					
	Naval pattern	For Naval aviation only		A	"

RESTRICTED

RESTRICTED

AIRCRAFT SERVICING EQUIPMENT

SECTION 4G—cont.

1	2	3	4	5	6	7
	TENT, aircraft engine inspection:—cont.					
	Naval pattern—cont.					
	Consisting of :—					
3236	Cover, canvas		A	each
3237	Frame, steel		A	..
	TOWER, tail securing :—	For Javelin aircraft. Demand in components Section 4T by Reference 59, A.P.4549A, Book 1, Vol. 1.				
5651	Port	G.M./D/4806	1	A	..
5650	Starboard	G.M./D/4705	1	A	..
7026	TRANSPORTER, No. 4 Air weapon	Multi-purpose. Naval aviation only	R.S.3220	1	A	..
5998	TRANSPORTERS, Avon E.C.U.	Consists of Trolley, bomb, "Type F" (Ref. No. 2668) and Stand, transit servicing, Avon E.C.U. (References 40B/1214 or 40B/1220).	—	A	..
4490	TRANSPORTERS, bomb, airfield, standard Accessories :—	A.S.17530 (2 Sheets)		A	..
	Cradles, bomb :—					
4907	1,000 lb. quintuple carrier	A.S.17445		A	..
5742	Adapter, 3-way	For use with Ref. No. 4907	A.S.19009	1	B	..
4908	1,000 lb. septuple carrier	A.S.17446		A	..
5212	1,000 lb. septuple cradle	A.S.18157		A	..
4909	2,000 lb. quintuple mine carrier	A.S.18177		A	..
4906	2 × 5,000 lb. × 30 in. dia. stores	A.S.17438		A	..
4905	10,000 lb. × 40 in. dia. stores	A.S.17741		A	..
5211	10,000 lb. × 40 in. dia. stores	A.S.17530		C	..
	Spares :—					
5239	Arm, steering, N.S.R. and O.S.F.	A.S.18048		A	..
5240	Arm, steering, O.S.R. and N.S.F.	A.S.18049		A	..
5241	Axle, stub, N.S.R. and O.S.F.	A.S.18046		B	..
5242	Axle, stub, O.S.F. and N.S.F.	A.S.18047		B	..

RESTRICTED

RESTRICTED

AIRCRAFT SERVICING EQUIPMENT

SECTION 4G—cont.

1	2	3	4	5	6	7
	TRANSPORTERS, bomb, airfield, standard—cont.					
	Spares—cont.					
5243	Bearing, hub, Timpken	Tapered roller, Type S (Cone 3767—Cup 3720).		C	each
5244	Bearing, hub, Timpken	Tapered roller, Type S (Cone 2788—Cup 2720).		C	"
5245	Body, strap tensioner ratchet	A.S.13723		A	"
5875	Body, strap tensioner ratchet	C/w handle	A.S.13723 and A.S.13720.	1	C	"
5246	Bolt, king pin, ram cylinder	A.S.17113		C	"
6320	Boot, rubber	For track rod to Pt. No. JS/185,35	Automotive JS.293		C	"
7192	Boot, rubber	For tow-bar on over-run device	Lockheed 31411	1	C	"
5247	Bracket, anchor	A.S.17563		C	"
5248	Bracket, oil pump	A.S.17811		C	"
6531	Bracket, swivel, sub-assembly and guide pin...	{ A.S.18324 A.S.18313		C	"
5215	Brake assembly, near side	A.S.17424		A	"
5214	Brake assembly, off side	A.S.17423		A	"
5249	Buffer, rubber, forward	A.S.17747		C	"
5250	Buffer, rubber, rear	A.S.17746		C	"
5251	Bush, bearing, housing	A.S.17118		C	"
5253	Bush, king pin, bottom	A.S.18054		C	"
5252	Bush, king pin, top	A.S.18055		C	"
5254	Bush, strap tensioner ratchet	A.S.13725		C	"
5255	Bush, tow bar bearing tube	A.S.17117		C	"
5256	Cap, end idler shaft	A.S.17849		C	"
6614	Cap, filler	For Hydraulic heater tank	Lockheed H.C.41242		C	"
5257	Cap, hub	A.S.16557		C	"
5258	Cap, support	A.S.17550		C	"
5259	Case, gear	A.S.17832		B	"
5260	Castor	Complete	A.S.18199		C	"
6247	Chain, earthing	A.S.20243	1	C	"
5921	Chock, compression	For Brake over-run device	Lockheed 37148		C	"
5261	Collar, idler shaft	A.S.17855		C	"

RESTRICTED

RESTRICTED

AIRCRAFT SERVICING EQUIPMENT

SECTION 4G—cont.

1	2	3	4	5	6	7
	TRANSPORTERS, bomb, airfield, standard—cont.					
	Spares—cont.					
5262	Cover, valance, N.S.R. and O.S.F.	Near side rear and off side front	A.S.18069		C	each
5263	Cover, valance, O.S.R. and N.S.F.	Off side rear and near side front	A.S.18070		C	"
5264	Device, brake over run	A.S.17133		A	"
5265	Disc, indicator	A.S.18175		C	"
5266	Dog, driven	A.S.17842		C	"
5267	Dowel	A.S.17850		C	"
5268	Drum, brake	A.S.18057		A	"
5270	Excluder, dust	A.S.18205		C	"
6979	Eye towing	A.M.B./37151	1	A	"
5271	Flange, end, bottom gaiter	A.S.18050		B	"
5217	Filter assembly	Complete. Part of Ref. No. 5216	A.S.18320		A	"
5216	Frame assembly	Complete	A.S.17060		A	"
5272	Fulcrum, gear shift lever	A.S.17863		C	"
5274	Gaiter, bottom and intermediate	A.S.18052		C	"
5275	Gaiter, top	A.S.18051		C	"
6537	Gasket	K.L.46141		C	"
5273	Gasket, tank unit	A.S.18185		C	"
6535	Gasket, top cover	Lockheed 10516		C	"
6121	Gauge, fluid	H.C.13385B	1	B	"
5328	Gear case support bracket assembly, N.S.R., O.S.F.	A.S.18067	1	A	"
6035	Gear case support bracket assembly, O.S.R., N.S.F.	A.S.18068	1	A	"
5221	Gear shift assembly, N.S.R. and O.S.F.	A.S.17859	1	C	"
5222	Gear shift assembly, O.S.R. and N.S.F.	A.S.17860	1	C	"
5276	Gear, idler	A.S.17833		C	"
5220	Hand pump, assembly	A.S.17890		A	"
5218	Handle assembly	A.S.17841		A	"
5282	Handle, adjusting	1,000 lb., stores	A.S.17882		C	"
6532	Handle, cradle carrying	A.S.17867		C	"
5920	Handle, hand pump assembly	Lockheed H.C.36390	1	C	"
5278	Hook, towing	Jonas Woodhead, DO/V/5/3	M.V.159A		C	"

RESTRICTED

RESTRICTED

AIRCRAFT SERVICING EQUIPMENT

SECTION 4G—cont.

1	2	3	4	5	6	7
	TRANSPORTERS, bomb, airfield, standard—cont.					
	Spares—cont.					
6171	Hose, 18½ in. long	C, w unions	Lockheed KL.49410 ...		C	each
6322	Hose, flexible, 19¼ in. long	C w hose couplings. For brake assembly ...	AVA.322B/19.25 ...		C	"
5279	Housing, bearing, closed end	A.S.17847		B	"
5280	Housing, bearing, open end	A.S.17845		B	"
6112	Housing, oil seal	A.S.16556	1	C	"
5281	Hub	A.S.16454		A	"
5219	Hydraulic header tank assembly	A.S.18184		A	"
5283	Insert, idler gear	A.S.17834		C	"
5284	Key, steel	A.S.17848		C	"
5285	Lever, gear shift	A.S.17862		B	"
6539	Lever, hand brake	87370		A	"
5286	Mudguards	A.S.17866		B	"
6118	Nut, connection, ¼ in. tube	For Needle Valve pipe lines and hyd. pipe ...	Lockheed Pt. No. 239/4 ...	1	C	"
5287	Nut, wheel	A.S.16438		C	"
5288	Pad, thrust	A.S.17885		C	"
5298	Pawl, strap tensioner ratchet	A.S.13727		C	"
5294	Pin	A.S.17567		C	"
5292	Pin, axial thrust	A.S.17853		C	"
5297	Pin, fulcrum	A.S.17744		C	"
5295	Pin, guide	A.S.17553		C	"
6200	Pin, keep	Spare for steering tie rod assembly	A.S.17538 and A.S.17541 ...	1	C	"
5296	Pin, king	A.S.18056		C	"
5293	Pin, tow bar fulcrum	A.S.17134		C	"
6222	Pipe, hydraulic	Master cylinder brake device to 1st draw bar, front	T.4/39/B	—	C	"
6046	Pipe, hydraulic	Needle valve O.S.F. to hydraulic jack, O.S.F. ...	Lockheed T.37	1	B	"
6041	Pipe, hydraulic, N.S.F. to O.S.F. needle valve	¼ in. pipe, w/w nut—54 in. long	Lockheed T.97	1	C	"
5223	Pivot pin assembly	A.S.17121		A	"
5224	Plate assembly	A.S.17758		A	"
5291	Plate, side	A.S.17835		C	"
5289	Plug, drain	A.S.18189		C	"
6053	Plug, filler-hand brake assembly and over-run device.	Lockheed Pt. No. 9834 Sched. 37163, shts. 3—5.	1	C	"

RESTRICTED

RESTRICTED

AIRCRAFT SERVICING EQUIPMENT

SECTION 4G—cont.

1	2	3	4	5	6	7
	TRANSPORTERS, bomb, airfield, standard—cont.					
	Spares—cont.					
5290	Plug, greaser	A.S.17851		C	each
6530	Patchet, wrench ley tool $\frac{1}{2}$ size 3		C	"
5299	Reflector	A.S.17802		C	"
5300	Ring, geared	A.S.17831		C	"
6377	Ring, sealing	For Brake over-run device	Automotive 33904/56		C	"
6378	Ring, sealing	For Brake over-run device	Automotive AMB/31410		C	"
6379	Ring, sealing	For Brake over-run device	Automotive AMB/31414		C	"
6042	Ring, sealing	Lockheed 31412	1	C	"
6240	Ring, sealing	For hydraulic jack assembly	1	C	"
5918	Ring, sealing, fabric	Lockheed ADS.276/28	1	C	"
5919	Ring, sealing, rubber	Lockheed HC.40350	1	C	"
5304	Rivet, duralumin	C/sk. hd. $\frac{3}{16}$ in. diam. \times 1 in. long		C	"
5303	Rod, tie, 1 in. \times $7\frac{1}{8}$ in. long	A.S.17536		C	"
5302	Rod, tie, steering	Automotive Products Ltd. 34.25 es.	A.S.18073		C	"
6052	Rod, tie, steering, c/w. nut	Lockheed J.S.185/35		C	"
5301	Roller, needle	Hoffmans Ryban. 3 mm. \times 15 \times 8 mm. long		C	"
5314	Screw, grub	A.S.17861		C	"
5315	Screw, grub	H.S.17852		C	"
6529	Screw, stores cradle, positioning	A.S.17578		C	"
6185	Seal	For Needle valve pipelines	Lockheed HC/25299	1	C	"
6388	Seal, grease	For Half connector of the steering sub-assembly	Lockheed J.293		C	"
5305	Seal, oil	Burtonwood No. 268—350		C	"
6176	Seal, pump plunger	For hydraulic jack assembly	Automotive UMC/511	1	C	"
6540	Seal, towing eye and device brake over-run	31414/4		C	"
5312	Shaft, geared	A.S.17846		C	"
5313	Shaft, idler wheel	A.S.17854		C	"
	Shims, pressing :—					
5311	0.004 in.	A.S.17827		C	"
5310	0.010 in.	A.S.17826		C	"
5309	0.028 in.	A.S.17825		C	"
5319	Spring	A.S.13790		C	"
5917	Spring, coiled, for brake assembly	Lockheed 21792	1	C	"

RESTRICTED

RESTRICTED

AIRCRAFT SERVICING EQUIPMENT

SECTION 4G—cont.

1	2	3	4	5	6	7
	TRANSPORTERS, bomb, airfield, standard—cont.					
	Spares—cont.					
5316	Spring, handle thrust	A.S.13981		C	each
5317	Spring, idler shaft collar	A.S.18218		C	"
5916	Spring, tension coiled, brake pull off	Lockheed 25481/4	1	C	"
5308	Stay, long reach	A.S.18072		C	"
5307	Stay, short reach...	A.S.18071		C	"
5232	Steering assembly	A.S.17540		A	"
5233	Steering stop assembly	Rubber	A.S.17463		A	"
	Steering tie rod assemblies :—					
5235	L.H.	A.S.17480		A	"
5234	R.H.	A.S.17478		A	"
	Steering tie rod bracket assemblies :—					
5331	L.H.	A.S.17459		A	"
5332	R.H.	A.S.17460		A	"
5330	Steering tube assembly	A.S.18170		A	"
5329	Straps, tensioner assembly		A	"
	Straps, securing assemblies :—					
5225	40 in.	For use with Cradle, bomb (Ref. No. 5211)	A.S.18227	—	B	"
5226	40 in.	For use with Cradle, bomb (Ref. No. 4905)	A.S.18558	—	B	"
5227	62 in.	A.S.17557	—	B	"
5228	5 × 1,000 lb.	For use with Cradle, bomb (Ref. Nos. 4906 and 4907).	A.S.17559	—	B	"
5229	5 × 2,000 lb.	For use with Cradle, bomb (Ref. No. 4909)	A.S.18178	—	B	"
5230	7 × 1,000 lb.	For use with Cradle, bomb (Ref. Nos. 4908–5212).	A.S.17560	—	B	"
5306	Stud, wheel	A.S.16437	—	C	"
5318	Switch, strap tensioner ratchet...	A.S.13728	—	C	"
5231	Swivel bracket assembly	A.S.17562	—	B	"
5236	Tow bar assembly	A.S.18200	—	A	"
5237	Towing bracket assembly	A.S.18160	—	A	"
5238	Towing bracket assembly	A.S.18165	—	A	"
5974	Tube, sight, fluid level gauge	1	C	"
6620	Union, 3-way	For hydraulic pipe assembly	Lockheed 7965	—	C	"

RESTRICTED

RESTRICTED
89

AIRCRAFT SERVICING EQUIPMENT

SECTION 4G—cont.

1	2	3	4	5	6	7
	TRANSPORTERS, bomb, airfield, standard—cont.					
	Spares—cont.					
6206	Valve, needle assembly, complete	Lockheed 27833	1	A	each
6522	Washer	For Device brake over-run	Lockheed 3208	—	C	..
6536	Washer	37142/4	—	C	..
6189	Washer, Bellville	For needle valve assembly	Lockheed H.C.P./16603	1	C	..
6847	Washer, cup	Lockheed 212	—	C	..
5320	Washer, fibre	A.S.18188	—	C	..
6188	Washer, flat	For needle valve assembly	Lockheed H.C.P./16702	1	C	..
5322	Washer, inner	A.S.17844	—	C	..
5321	Washer, outer	A.S.17843	—	C	..
6538	Washer, piston	16655	—	C	..
6186	Washer, seal	For master cylinder, brake assembly	Lockheed A.M.B./37161/4	1	C	..
	TRANSPORTERS, Olympus E.C.U.:—					
6000	Mark 1	For Vulcan B.1 aircraft. Consists of Trolley, bomb, Type F (Ref. 2668) and Stand, transit, servicing Olympus E.C.U. 100 Series (Reference 40B/1141).	—	A	..
6608	Mark 2	For Vulcan B.2 aircraft. Consists of Trolley, bomb, Type F (Ref. No. 2668) and Stand, transit servicing Olympus E.C.U.200 series (Reference 40B/1255).	—	A	..
3996	TRANSPORTER, power plant	R. Malcolm L.223-6A	—	A	..
3997	TRANSPORTER, power plant	R. Malcolm L.223-6A	—	A	..
5999	TRANSPORTER, Sapphire E.C.U.	—	A	..
3039	TRANSPORTER, wheel	1504Z, Parts 1—9	—	A	..
	Accessories :—					
5390	Adapter set	For Canberra, Shackleton and Valiant aircraft	G.M.9178	—	A	set
5611	Adapter, stud axle	G.M./B/3427	1	A	each

RESTRICTED

RESTRICTED

AIRCRAFT SERVICING EQUIPMENT

SECTION 4G—cont.

1	2	3	4	5	6	7
	TRANSPORTER, wheel—cont.					
	Accessories—cont.					
	Adapters, Type A :—					
3126	L.H.	} For Hastings aircraft	} 1540Z. parts 17-19	—	B	each
3152	R.H.			—	B	..
	Adapters, Type D :—					
3862	L.H.	} For Lincoln aircraft	} S.K.1540Z, parts 20-22	—	B	..
3861	R.H.			—	B	..
7044	TRANSPORTER, window magazine	Obtained by modification of Ref. No. 5561 in acc/w. BC/MOD/GE/07.	1	A	..
7060	TRANSPORTER, window magazine	(BC/MOD/GE/04).	1	A	..
	TRAYS, drip :—					
	Aircraft, rectangular :—					
1019	6 ft. x 4 ft.	G.S.838	—	A	..
	Aircraft, U-shaped :—					
1486	4 ft. 6 in. x 4 ft.	—	A	..
1487	6 ft. 6 in. x 4 ft.	G.S.1507 and relevant drgs.	—	A	..
	Stands, power plant :—					
3123	Type D	For use with Reference 40B/474	K.S.1557	—	B	..
3124	Type F	For use with Reference 40B/870	K.S.1558	—	B	..
	TROLLEYS :—					
2795	Air bottle carrying	S.K.1534Z. Pts. 1-9	—	A	..
	Spares :—					
4960	Adaptor, air charging	Naval aviation only	M.R.6185	—	C	..
6038	Pipe	G.M.7637	—	C	..
6040	Nipple	G.M.29396-1	1	C	..
6039	Nut	G.M.29395-1	1	C	..

RESTRICTED

91

RESTRICTED

AIRCRAFT SERVICING EQUIPMENT

SECTION 4G—cont.

1	2	3	4	5	6	7
	TROLLEYS :—cont.					
6736	Air Charging Single Cylinder, Mark 2	G.M./D/31030	1	A	each
	Spares :—					
6972	Pipe	Cylinder to Regulators. For Ref. No. 2795 ...	G.M./B/32155	1	A	..
3591	Aircraft cleaning	Complete with :—	Kid. S.K.1644		A	..
		Brooms, sweeping, common fibre standard, Reference 21B/862.	2		
		Brushes, scrubbing, Reference 21B/52	2		
		Brushes, W.C., Reference 21B/39	2		
		Brushes, bannister, Reference 21B/40	1		
		Pails, iron, galvanized, Reference 21C/367	2		
		Sprayers, flit, Reference 21C/2103	1		
		Dustpan, Reference 21C/681	1		
	Spares :—					
3604	Baffles	For bins, waste	Kid. S.K.1644		B	..
3605	Bin, waste, wct	Kid. S.K.1644		B	..
3607	Cap	1½ in. diam., c/w chain and stop for tanks ...	Kid. S.K.1644		C	..
3608	Cap, hub	Kid. S.K.1644		B	..
3609	Fastener, spring	For bins, waste, terry type, No. 1046	Kid. S.K.1644		C	..
3610	Tank, disinfectant	K.S. 1644		B	..
3611	Tank, water	K.S.1644		B	..
—	Tyre, covers, outer	3·25 × 19, Reference 16T/177		—	—
—	Tyre, tubes, inner	3·25 × 19, Reference 16T/293		—	—
3614	Wheel, caster	With roller bearing	K.S.1644		B	each
4856	Aircraft defrosting plant, power operated		A	..
	Spares :—					
4848	Plant, aircraft defrosting, power operated	1	A	..
	Spares :—					
6720	Adapter, press	Connecting pipe line to pressure gauge ...	W. J. Craven 9911	—	C	..
—	Ball, suction and delivery valve	Ref. No. 6376. For Pump hydraulic, Ref. No. 4901.		—	—
—	Gun, spray	Ref. No. 4897		—	—

RESTRICTED

RESTRICTED

AIRCRAFT SERVICING EQUIPMENT

SECTION 4G—cont.

1	2	3	4	5	6	7
	TROLLEYS—cont.					
	Aircraft defrosting plant, power operated—cont.					
	Spares—cont.					
—	Lance	Ref. No. 4898	—	—	—
—	Lance, extension	Ref. No. 4899	—	—	—
—	Lever, hand brake, operating	Reference 4F/3781	—	C	each
6597	Nozzle, No. 9 Spring ejector	Special order only	—	—	—
—	Nozzle, two-way	Ref. No. 4900	—	—	—
—	Pump, hydraulic	Ref. No. 4901	—	—	—
—	Spring, relief valve assembly	Ref. No. 6122	—	—	—
	Bomb :—					
2463	Type C, Mark 3	n 1,307 lb., 15 ft. 8 in. × 4 ft. < 3 ft. 8 in.		A	each
	Accessories :—					
3827	Chock, metal, plain	n 2 lb., 7 in. × 5 in. × 3 in.		B	..
3828	Chock, metal, roller	n 2 lb., 7 in. × 5 in. × 3 in.		A	..
3579	Cradle	For R.P. Stores		A	..
	Spares :—					
2580	Clamp		B	..
2581	Nut, clamp		B	..
2582	Pad, cradle		B	..
2583	Pin, bomb strap		B	..
2584	Pin, locating		B	..
2585	Spring, clamp		B	..
2586	Strap, bomb		B	..
2587	Strap, bomb, quick release assembly		B	..
	Spares :—					
	Axle, front assemblies :—					
2593	Axle stub		B	..
2734	Beam		A	..
2610	Bearing, distance piece	n		B	..
2611	Bearing, retainer		B	..

RESTRICTED

93

RESTRICTED

AIRCRAFT SERVICING EQUIPMENT

SECTION 4G—cont.

1	2	3	4	5	6	7
	TROLLEYS—cont.					
	Bomb—cont.					
	Type C, Mark 3—cont.					
	Spares—cont.					
	Axle, front assemblies—cont.					
	Brackets :—					
2614	Brake, shoe support	U	With pivot pin	A.D.11841/3, 11847/5 ...	B	each
2591	Steering, N.S.	A.D.11841/2	B	"
2590	Steering, O.S.	A.D.11841/1	B	"
	Brakes :—					
2620	Drum	A.D.11836/1	B	"
2633	Shoe, O.S., with lining	U	...	A.D.11832, 11841/4 ...	A	"
3395	Lining	A.D.11841/4	C	"
3396	Rivet, tubular, lining	$\frac{3}{16}$ in. diam. esk. hd. $\frac{11}{32}$ in. long. For Ref. No. 3395.	C	"
2632	Shoes, N.S., with lining	G.M.3622, 3623, 3624 ...	A	"
	Bushes :—					
2616	Brake shoe	U	...	A.D.11852/3	B	"
2576	Hinge pin	A.D.11850/3	B	"
2577	King-pin, bottom	A.D.11852/2	B	"
2617	King-pin, top	A.D.11847/2	B	"
2628	Steering arm	A.D.11850/2	B	"
2619	Cap, wheel bearing	A.D.11842/2	C	"
2566	Hinge, steering and bar	A.D.11831, Issue 2 ...	B	"
2592	Hub	A.D.11842/1	B	"
2623	Nut, wheel	U	...	A.D.11848/8	C	"
	Pins :—					
2635	Guide	U	For spring brake shoe	A.D.11849/7	C	"
2567	Hinge, tow bar	A.D.11844/1	B	"
2630	Joint	A.D.11849/8	C	"
2624	King	A.D.11847/3	C	"
2631	Pivot	A.D.11844/2	C	"
2629	Steering arm	A.D.11850/1	C	"
2626	Ring, locking	U	...	A.D.11848/4	B	"

RESTRICTED

RESTRICTED

AIRCRAFT SERVICING EQUIPMENT

SECTION 4G—cont.

1	2	3	4	5	6	7
	TROLLEYS—cont.					
	Bomb—cont.					
	Type C, Mark 3—cont.					
	Spares—cont.					
	Axle, front assemblies—cont.					
2627	Rod, steering tie, c/w ends ...	U	R.D. A.R.M. 12984/1		B	each
2634	Spring, return, shoe brake ...	U	A.D.11849/6		C	"
2636	Spring, trigger, return ...	U	A.D.11848/2		C	"
2622	Stud, driving ...	U	A.D.11848/7		C	"
2637	Washer, axle ...	U	A.D.11848/6		C	"
	Axle, rear assemblies :—					
2609	Axle, beam assembly ...	U	A.R.M.12975/1, 12976/1/2/3.		A	"
	Bearings :—					
—	Ball, Hoffman, L.S. 12½		Reference 16D/360		—	—
4516	Retainer ...	U	A.R.M.12986-2		A	each
2612	Roller, Hoffman, N.R.30 ...	U	A.R.M.12976-4		B	"
2613	Bolt, "U", 3¼ in. × ⅜ in. × 2 7/16 in.	U	A.D.11834/1, 11847/7/8, 11848/1/2		C	"
2621	Hook, tow assembly ...	U			B	"
—	Nipple, grease ...		Reference 16B/2191		—	—
3416	Bearers, with Lindapter fittings ...		G.A. and Schedule A.R.M.15776		A	each
3230	Flap, mud ...		A.M./C.T./2221		B	"
3231	Guard, splash front, N.S. ...		A.M./C.T./2218		B	"
3232	Guard, splash, front, O.S. ...		A.M./C.T./2219		B	"
3233	Guard, splash, rear N.S., with mud flap ...		A.M./C.T./2220 and fittings A.R.M.15772		B	"
3234	Guard, splash, rear, O.S., with mud flap ...		A.M./C.T./2221 and fittings A.R.M.15772		B	"
4871	Lindapter, ½ in. Type A ...		Naval aviation only		A	"
3417	Pin, quick release ...		For positioning chock		C	"
3602	Set-screw, steel, hex. hd., 3/16 in. B.S.F. × 3/8 in. long.				C	"
				2		

RESTRICTED

95

RESTRICTED

AIRCRAFT SERVICING EQUIPMENT

SECTION 4G—cont.

1	2	3	4	5	6	7
	TROLLEYS—cont.					
	Bomb—cont.					
	Type C, Mark 3—cont.					
	Spares—cont.					
3452	Tow bar assembly	A.R.M.15594		B	each
3456	Pin, shear	A.R.M.12791-5		C	„
	Types :—					
	Cover, outer	Reference 16T/756		—	—
	Tube, inner, with valve No. 6189X	Reference 15T/757		—	—
3434	Washer, Lindapter, $\frac{1}{2}$ in.	For bearers	Mod.S.I.F./4D/C4		U	each
1580	Wheel, disc, two-piece, 4-33 in. \times 8 in.	A.D.11836-2		A	„
3454	Screw, countersunk head, 1 in. \times $\frac{5}{8}$ in. B.S.F., full thread		C	„
2605	Type D, Mark 3 U	D.I.S. A.R.M.226		A	„
	Accessories :—					
2607	Chock, metal, roller	2 lb. 7 in. \times 5 in. \times 3 in.	A.R.M., G.A. and Sched 17962.		A	„
	Cradles	Ref. No. 2579. For R.P. stores		—	—
	Spares :—					
	Clamp	Ref. No. 2580		—	—
	Nut, clamp	Ref. No. 2581		—	—
	Pad, cradle	Ref. No. 2582		—	—
	Pin, bomb strap	Ref. No. 2583		—	—
	Pin, locating	Ref. No. 2584		—	—
	Spring, clamp	Ref. No. 2585		—	—
	Strap, bomb	Ref. No. 2586		—	—
	Strap, bomb, quick release	Ref. No. 2587		—	—
	Spares :—					
	Axle, front assemblies :—					
	Bearing, distance piece U	Ref. No. 2610		—	—
	Bearing, retainer U	Ref. No. 2611		—	—
	Bracket, brake shoe support U	Ref. No. 2614		—	—

RESTRICTED

RESTRICTED

AIRCRAFT SERVICING EQUIPMENT
SECTION 4G—cont.

1	2	3	4	5	6	7
	TROLLEYS—cont.					
	Bomb—cont.					
	Type D, Mark 3—cont.					
	Accessories—cont.					
	Spares—cont.					
	Brakes :—					
	Drum	Ref. No. 2620				
3391	Lining, brake shoe	A.D.18019-1		C	each
	Bushes :—					
	Hinge pin	Ref. No. 2576				
	King-pin, bottom	Ref. No. 2577				
	King-pin, top	Ref. No. 2617				
	Steering arm	Ref. No. 2628				
	Cap, wheel bearing	Ref. No. 2619				
	Hinge, steering and bar	Ref. No. 2566				
	Hub	Ref. No. 2592				
	Nut, wheel	Ref. No. 2623				
	Pins :—					
	Hinge, tow-bar	Ref. No. 2567				
	Joint	Ref. No. 2630				
	King	Ref. No. 2624				
	Pivot	Ref. No. 2631				
	Steering arm	Ref. No. 2629				
	Ring, locking	Ref. No. 2626				
	Stud, driving	Ref. No. 2622				
	Washer, axle	Ref. No. 2637				
	Axle, rear assemblies :—					
	Bearing :—					
	Ball, Hoffman, L.S., 12½	Reference 16D/360				
	Retainer	Ref. No. 4516				
	Roller, Hoffman, N.R.30	Ref. No. 2612				
2737	Clip, spring	A.D.18011/1		C	each
	Disc, radio-active	Ref. No. 3140				

RESTRICTED

RESTRICTED

AIRCRAFT SERVICING EQUIPMENT

SECTION 4G—cont.

1	2	3	4	5	6	7
	TROLLEYS—cont.					
	Bomb—cont.					
	Type D, Mark 3—cont.					
	Spares—cont.					
	Axle, rear assemblies—cont.					
—	Nut, brass, plain, 2 B.A. (20 tons High tensile) R.H. thread	Reference 28M/13898	—
—	Screw, metal, brass, roundhead, 2 B.A. $\frac{5}{8}$ in. long.	Reference 28S/2418	—
—	Washer, brass, 2 B.A. n	Reference 28W/3524	—
—	Washer, lead, $\frac{7}{16}$ in. \times $\frac{3}{16}$ in. hole $>$ $\frac{1}{32}$ in. thick.	Ref. No. 3252	—
—	Set-screw, steel, hex. hd., $\frac{3}{16}$ in. B.S.F. $<$ $\frac{3}{8}$ in. long.	Ref. No. 3602	—
	Tyres :—					
—	Cover, outer, low loading	Reference 16T/756	—
—	Tube, inner, with valve, No. 6819X ...	Reference 16T/757	—
—	Washer, Lindapter, $\frac{1}{2}$ in.	Ref. No. 3434	—
—	Wheel, disc, two-piece, 4.33 in. \times 8 in. ...	Ref. No. 1580	—
—	Screw, countersunk hd., 1 in. \times $\frac{3}{8}$ in., B.S.F., full thread.	Ref. No. 3454	—
2315	Type E	A	each
	Accessories :—	For Type E.				
—	Cradle	Ref. No. 2579	—
	Spares :—					
—	Clamp	Ref. No. 2580	—
—	Nut, clamp	Ref. No. 2581	—
—	Pad, cradle	Ref. No. 2582	—
	Pins :—					
—	Bomb strap	Ref. No. 2583	—
—	Locating	Ref. No. 2584	—
—	Spring, clamp	Ref. No. 2585	—
				G.A. A.R.M. 15609, D.I.S. Misc. 669.		

RESTRICTED

98

RESTRICTED

AIRCRAFT SERVICING EQUIPMENT

SECTION 4G—cont.

1	2	3	4	5	6	7
	TROLLEYS—cont.					
	Bomb—cont.					
	Type E—cont.					
	Accessories—cont.					
	Cradle—cont.					
	Spares—cont.					
—	Strap, bomb	Ref. No. 2586	—	—
—	Strap, bomb, quick release assembly ...	Ref. No. 2587	—	—
	Harness :—					
3155	4,000 lb.	D.I.S. A.R.M.244 G.A. and Schedule A.M.G.A. 1860.		A	each
3156	8,000 lb.	D.I.S. A.R.M.244 G.A. and Schedule A.M./E.A. 1860.		A	„
3136	Platform, 3 sections	For transporting 500-lb. and 1,000-lb. bombs and small bomb containers.	D.I.S. S.I.F.3.G.A. A.M./A.T.2770.		A	„
	Spares :—					
	Axle, front assemblies :—					
3355	Axle stub	A.D.18096/1		B	„
	Brakes :—					
2831	Arm, brake	A.R.M.12794/1		B	„
2832	Bolt, quadrant	A.R.M.12796/4		B	„
2837	Quadrant	A.R.M.12765/1		B	pair
2835	Shaft	A.R.M.12796/1		B	each
2838	Shoe brake assembly	A.D.18093/3/44 A.D.18094/5-8		A	„
2839	Nut, brake	A.D.18076/8		C	„
2540	Bearer assembly	G.A. Drg. A.M./E.A. 1862 A.M./E.A./1861 and 2049		A	set
2544	Handle, ratchet	A.M.E.1902		B	each
2545	Jack	A.M.E.1911		B	„
2664	Bolt, tow, hook		C	„
—	Disc, radio-active	Ref. No. 3140		—	—

RESTRICTED

RESTRICTED

AIRCRAFT SERVICING EQUIPMENT

SECTION 4G—cont.

1	2	3	4	5	6	7
	TROLLEYS—cont.					
	Bomb—cont.					
	Type E—cont.					
	Spares—cont.					
	Disc, radio-active—cont.					
—	Nut, brass, (20 tons tensile), R.H. thread, plain, 2 B.A.	Reference 28M/13898		—	—
—	Screw, metal, brass, roundhead, 2 B.A. < ¼ in. long.	Reference 28S/2424		—	—
—	Washer, brass, 2 B.A.	Reference 28W/3524		—	—
—	Washer, lead, 7/16 in. x 3/16 in. hole x 1/2 in. thick.	Ref. No. 3252		—	—
2840	Hook, tow, complete	18082-1, 18083-1		B	each
3451	Jockey, saddle assembly	Complete		B	"
2844	Frame	A.R.M.12777/1		B	"
2845	Shaft, wheel, rolling	A.R.M.12778/1		B	"
2867	Shaft, wheel, travelling with plug	A.R.M.12778/3		B	"
2846	Wheel, rolling	A.R.M.12778/2		B	"
2847	Wheel, travelling	A.R.M.12778/4		B	"
3354	Pin, king	A.D.18095-6		C	"
2848	Seat, with spring	A.R.M.13003/2		B	"
	Steering, front assemblies :—					
2849	Bush, lever track rod	A.D.18087/7		B	"
2851	Rod, track	A.D.18099/1		C	"
2852	Spring, chassis suspension	A.D.18101/3		C	"
	Steering, rear assemblies :—					
2853	Axle, stub, rear	With cap, spring washers and screws	{ A.D.18091/1 A.D.18080/4 A.R.M.15589		B	"
2568	Tow bar assembly	A.R.M.15589		B	"
2866	Arm, pusher	With crosshead pin, long	A.R.M.12769/1, 12775/1		B	"
2855	Nut, special	With locking screw	A.R.M.12769/4		C	"
2856	Pin	A.R.M.12769/2		C	"
2857	Pin, crosshead, short	A.R.M.12769/3		C	"

RESTRICTED

RESTRICTED

AIRCRAFT SERVICING EQUIPMENT

SECTION 4G—cont.

1	2	3	4	5	6	7
	TROLLEYS—cont.					
	Bomb—cont.					
	Type E—cont.					
	Spares—cont.					
	Tyres :—					
—	Cover, outer	Reference 16T/547	—	—
—	Tube, inner	Reference 16T/258	—	—
2343	Wheel, disc	A.D.180-66-1	A	each
	Wheel, front assemblies :—					
2858	Bush, king pin, front axle	A.D.18095/5	C	”
2861	Cap, hub	A.D.18068/1	C	”
2862	Oil retainer, with pad	For hubs	A.D.18068/2/3	B	”
	Wheels, rear and brake assemblies :—					
	Brakes, shoe :—					
2864	Cup, wheel, cylinder, O.S.	A.R.M.15810/2	B	”
2994	Drum, brake	A.R.M.13001/1	B	”
3357	Nut, wheel, N.S.	A.D.18067/5	C	”
3358	Nut, wheel, O.S.	A.D.18067/6	C	”
3596	Stud, wheel, L.H.	A.D.18067/3	C	”
3597	Stud, wheel, R.H.	A.D.18067/3	C	”
2668	Type F	A	”
	Accessories :—	For Type F.				
—	Cradles	Ref. No. 2579	—	—
	Spares :—					
—	Clamp	Ref. No. 2580	—	—
—	Nut, clamp	Ref. No. 2581	—	—
—	Pad, cradle	Ref. No. 2582	—	—
	Pins :—					
—	Bomb strap	Ref. No. 2583	—	—
—	Locating	Ref. No. 2584	—	—
—	Spring, clamp	Ref. No. 2585	—	—
—	Strap, bomb	Ref. No. 2586	—	—
—	Strap, bomb, quick release assembly	Ref. No. 2587	—	—

RESTRICTED

101

RESTRICTED

AIRCRAFT SERVICING EQUIPMENT

SECTION 4G—cont.

1	2	3	4	5	6	7
	TROLLEYS—cont.					
	Bomb—cont.					
	Type F—cont.					
	Accessories—cont.					
	Harness :—					
—	4,000 lb.	Ref. No. 3155		—	—
—	8,000 lb.	Ref. No. 3156		—	—
4878	Set, conversion, Canberra	A.S.18100. Schedule and associated Drgs.	1	A	set
	Spares :—					
	Axle, front assemblies :—					
3157	Axle, stub, N.S.	A.S.20447		B	each
3158	Axle, stub, O.S.	With thrust washers, dowel and nut	A.S.20446		B	..
3159	Bolt, "U"	A.D.18011/1		C	..
	Bushes :—					
3160	Hub, inner	A.M.F.T.2291		B	..
3161	Hub, outer	A.M.F.T.2292		B	..
3162	King pin, bottom	A.M.F.T.2290		B	..
3163	King pin, top	A.M.F.T.2289		B	..
3168	Cap, wheel bearing	A.M.F.T.2266		C	..
5978	Hinge, steering arm and tow bar	A.M.F.T.2274	1	C	..
	Spares :—					
3164	Bush, guide, steering arm and tow bar hinge.	A.M.F.T.2287		B	..
3166	Bush, pin, steering arm and tow bar hinge.	A.M.F.T.2300		B	..
3169	Pin, king	With nut and washer	A.M.F.T.2284		C	..
3170	Pin, pivot, tow-bar	A.M.F.T.2282		C	..
5673	Pin, steering, arm and tow bar hinge	A.M.F.T.2283		B	..
5973	Pin, steering, for track rod	A.M.F.T.2285	1	C	..
3171	Rod, track	A.M.F.T.2279		B	..
3172	Seal, grease	Westonseal No. W.40032543.		C	..

RESTRICTED

RESTRICTED

AIRCRAFT SERVICING EQUIPMENT

SECTION 4G—cont.

1	2	3	4	5	6	7
	TROLLEYS—cont.					
	Bomb :—					
	Type F—cont.					
	Spares—cont.					
	Axle, front assemblies—cont.					
3173	Stud, driving	A.M.F.T.2295		C	each
	Axle, rear assemblies :—					
3174	Axle, beam assembly	A.M.F.T.2301		A	..
3175	Bearer assembly	A.M.F.T.2245 and associated drgs.		A	..
—	Chain, earthing	Ref. No. 6247	...	1	—	..
3176	Pin, chock	A.M.F.T.2268		C	..
	Chocks :—					
3178	Pad	A.R.M.13000/3		C	..
3179	Roller assembly	A.R.M.17962		A	..
—	Disc, radio-active	Ref. No. 3140	...		—	..
3180	Flap	A.M.F.T./2332		B	each
	Frame assemblies :—					
3182	Box, tool, and lid, front	A.M.F.T./2257		B	..
3183	Box, tool, and lid, rear	A.M.F.T./2259		B	..
	Guards, splash :—					
3184	Front, N.S.	A.M.F.T./2269		B	..
3185	Front, O.S.	A.M.F.T./2270		B	..
3186	Rear, N.S.	A.M.F.T./2271		B	..
3187	Rear, O.S.	A.M.F.T./2272		B	..
3188	Jack, screw assembly	A.M.F.T./2574		B	..
3189	Capstan	A.D.18079/2		B	..
5201	Pin, tow lock	A.M.F.T.2312		C	..
3190	Tow bar assembly		A	..
	Tyres :—					
—	Cover, outer, low loading	Reference 16T/756	...		—	—
—	Tube, inner, with valve No. 6819X	Reference 16T/757	...		—	—
—	Washer, lindapter, ½ in.	Ref. No. 3434	...		—	—

RESTRICTED
103

AIRCRAFT SERVICING EQUIPMENT

SECTION 4G—cont.

1	2	3	4	5	6	7
	TROLLEYS—cont.					
	Bomb—cont.					
	Type F—cont.					
	Spares—cont.					
—	Wheel, disc, two-piece, 4.33 in. × 8 in. ...	Ref. No. 1580		—	—
—	Screw, countersunk, 1 in. × $\frac{5}{8}$ in. B.S.F. full thread.	Ref. No. 3454		—	—
3137	Type H	D.I.S./S.I.F./5		A	each
	Spares :—	For Type H.				
	Axle, front assemblies :—					
	Brakes :—					
—	Arm, brake	Ref. No. 2831		—	—
—	Bolt, quadrant	Ref. No. 2832		—	—
—	Quadrant	Ref. No. 2837		—	—
—	Shaft	Ref. No. 2835		—	—
—	Shoe, brake assembly	Ref. No. 2838		—	—
—	Nut, brake	Ref. No. 2839		—	—
—	Hook, tow, complete	Ref. No. 2840		—	—
—	Jockey, saddle assembly	Ref. No. 3451		—	—
—	Frame	Ref. No. 2844		—	—
—	Shaft, wheel, rolling	Ref. No. 2845		—	—
—	Shaft, wheel, travelling with plug	Ref. No. 2867		—	—
—	Wheel, rolling	Ref. No. 2846		—	—
—	Wheel, travelling	Ref. No. 2847		—	—
—	Seat, with spring	Ref. No. 2848		—	—
	Steering, front assemblies :—					
—	Bush, lever, track rod	Ref. No. 2849		—	—
—	Rod, track	Ref. No. 2851		—	—
—	Spring, chassis suspension	Ref. No. 2852		—	—
	Steering, rear assemblies :—					
—	Axle, stub, rear	Ref. No. 2853		—	—
—	Tow bar assembly	Ref. No. 2568		—	—
—	Arm, pusher	Ref. No. 2866		—	—

RESTRICTED

RESTRICTED

AIRCRAFT SERVICING EQUIPMENT

SECTION 4G—cont.

1	2	3	4	5	6	7
	TROLLEYS—cont.					
	Bomb—cont.					
	Type H—cont.					
	Spares—cont.					
	Tow bar assembly—cont.					
—	Nut, special	Ref. No. 2855			—	—
—	Pin	Ref. No. 2856			—	—
—	Pin, crosshead, short	Ref. No. 2857			—	—
	Tyres :—					
—	Cover, outer	Reference 16T/547			—	—
—	Tube, inner	Reference 16T/258			—	—
—	Wheel, disc	Ref. No. 2343			—	—
	Wheel, front assembly :—					
—	Bush, king pin, front-axle	Ref. No. 2858			—	—
—	Cap, hub	Ref. No. 2861			—	—
—	Retainer, oil, with pad	Ref. No. 2862			—	—
	Wheel, rear and brake assemblies :—					
	Brake shoes :—					
—	Cup, wheel cylinder, O.S.	Ref. No. 2864			—	—
—	Stud, wheel, L.H.	Ref. No. 3596			—	—
—	Stud, wheel, R.H.	Ref. No. 3597			—	—
3925	Bomb torpedo, Mark 1	Short title "T.B.T.", For Naval aviation only			A	each
	Spares :—					
4865	Head, trim	For Naval aviation only			A	"
4423	De-icing fluid replenishment		G.A. G.M.10074 and relevant drgs.		A	"
	Spares :—					
6003	Cover, oil tank filter		31622	1	C	"
6235	Meter $\frac{3}{4}$ in. Type M. 2 light duty	To be demanded only in acc/w A.P.2306P, Vol. 2, Leaflet B2	Z.33636	1	A	"
	Spares :—					
7055	Coupling			1	C	"
6002	Nozzle		42965	1	C	"
5202	Plate, inscription, A.L.5		G.M.6280A		C	"

RESTRICTED

RESTRICTED

AIRCRAFT SERVICING EQUIPMENT

SECTION 4G—cont.

1	2	3	4	5	6	7
	TROLLEYS—cont.					
	De-icing fluid replenishment—cont.					
	Accessories—cont.					
5203	Plate, A.L.7	G.M.6280B		C	each
6001	Reel, hose	C/w. winding gear and 20 in. hose, 1 in. bore.	...	1	C	..
3818	Engine	For "in line" and radial engine stands. For transport aircraft only.	...		A	..
	Accessories :—					
4136	Bridle, towing	M.455, Sheets 1 and 2		A	..
	Engine changing unit, servicing :—					
4857	Mark 1		A	..
4858	Mark 2		A	..
4863	Mark 3		A	..
	Spares :—					
6598	Wheel, (Revvo), rubber bonded rim, 9½ in. dia.	For Ref. No. 4863	...	—	C	..
5570	Mark 4		A	..
6205	Mark 4A	G.M./D/26762		A	..
5571	Adapter, Olympus	For Ref. No. 5570	...		B	..
4200	Engine coolant replenishment	G.A. G.M.10074 and relevant drawings.		A	..
	Accessories :—					
6241	Coupling, adapter, Avimo ½ in., Mark 1 ...	For Argosy, Britannia and Comet aircraft only at Qty. 1 off per Trolley sealed for domestic water replenishment.	1C/1/50B	1	A	..
	Spares :—					
7008	Cap, dust	M.R.8294/1C	—	C	..
7009	"O" Ring	M.R.8672/1D	—	C	..
7006	Ring, protecting	M.R.8288D	—	C	..
7004	Seal	M.R.8285/1D	—	C	..
7007	Seal, fibre	M.R.8309D	—	C	..
7005	Seating, rubber	M.R.8286/1D	—	C	..
4700	Adapter, meter	G.M.2558		C	..

RESTRICTED

RESTRICTED

AIRCRAFT SERVICING EQUIPMENT

SECTION 4G—cont.

1	2	3	4	5	6	7
	TROLLEYS—cont.					
	Engine coolant replenishment—cont.					
	Spares :—					
4737	Base, level indicator	G.M.8150		C	each
4611	Bracket, rear towing	G.S.2304		C	"
	Brake operating gear assembly :—					
	Spares :—					
—	Cradle, Bowdenite, inner	Non/Fray. Reference 29H/4285		—	—
—	Conduit, Bowdenite	Reference 29H/1871		—	—
4652	Crank, bell	G.S.2411-1		C	each
4650	Fork, brake rod	G.S.2412-3		C	"
4732	Handle, brake	G.M.4436		C	"
	Meter, $\frac{3}{4}$ in. Type M.2. Light Duty ...	Ref. No. 6235. To be demanded only in acc/w. A.P.2306P., Vol. 2. Leaflet B.2. ...	Z.33636	1	A	"
	Spares :—					
	Coupling	Ref. No. 7055	1	C	"
4649	Pin, fork	G.S.2411-2		C	"
4653	Pin, pivot, bell crank	G.S.2411-3		C	"
4655	Pin, yoke	G.S.2412-4		C	"
4733	Rod, brake handle	G.M.6712		C	"
4734	Rod, brake wheel	G.M.4437		C	"
	Seating, rubber	Ref. No. 7005	M.R.8286/1D	1	C	"
4647	Stop, handle, L.H.	G.S.2414-2		C	"
4648	Stop, handle, R.H.	G.S.2414-1		C	"
4654	Yoke, brake lever	G.S.2414-4		C	"
—	Stop, plain	Reference 29H/1799		—	—
4613	Chain, towing bracket	G.S.2345-4		C	each
4271	Chart, instruction	G.M.8383-1		C	"
—	Clip, hose, jubilee type, size 1	Reference 29H/2656. Worm drive pattern. To suit $1\frac{1}{2}$ in. dia., for hose, delivery. Ref. No. 4714.		—	—
—	Clip, hose, Worm drive type, $1\frac{1}{2}$ in. to 2 in. ...	Reference 29H/9429610. To suit 2 in. dia., for hose, suction, Ref. No. 4728.		—	—
4736	Connection, filling	G.M.8149		C	each

RESTRICTED

RESTRICTED

AIRCRAFT SERVICING EQUIPMENT

SECTION 4G—cont.

1	2	3	4	5	6	7
	TROLLEYS—cont.					
	Engine coolant replenishment—cont.					
	Spares—cont.					
—	Cordage, sisal, 1½ in. arc	Reference 32A/50	—	—
4740	Coupling, female (manifold)	For hose, suction, Ref. No. 4728	G.M.2554-2	C	each
4616	Cover, filling	G.S.2314-2	C	"
4620	Cover, indicator	G.S.2339-3	C	"
4628	Cup, spring	G.S.2320-4	C	"
4730	Door, hose compartment, L.H.	G.M.10085	A	"
4731	Door, hose compartment, R.H.	G.M.10085	A	"
4741	Door, pump compartment, L.H.	G.M.10085	A	"
4742	Door, pump compartment, R.H.	G.M.10085	A	"
4624	Float	G.S.2322-2	C	"
	Front bogey assembly :—					
	Spares :—					
4598	Bracket, castor	G.S.2303	C	"
4600	Collar, front axle	G.S.2325-3	C	"
4606	Housing, thrust race...	G.S.2343-2	C	"
—	Nipple, grease	Reference 16B/3651	—	—
4597	Pivot, front axle	G.S.2302	C	each
4601	Shaft, castor	G.S.2343-1	C	"
4605	Spindle, castor	G.S.2325-2	C	"
4607	Spring, front bogey	G.S.2343-3	C	"
—	Thrust race	Reference 16D/608	—	—
4603	Tow bar assembly	G.S.2316/1, 2 and 4, and G.S.2339/1.	A	each
4599	Washer, front axle	G.S.2325-4	C	"
4604	Washer, spindle	G.S.2325-1	C	"
	Wheel assembly :—					
	Spares :—					
—	Bearing, 25 mm. × 52 mm. × 15 mm.	Reference 16D/401	—	—
—	Cover, outer, 16 in. × 4 in.	Reference 16T/802	—	—
4609	Hub	Without brakes	Land Drg. No. 4882/1	A	each
4610	Plate	Land Drg. No. 4060	C	"

RESTRICTED

RESTRICTED

AIRCRAFT SERVICING EQUIPMENT

SECTION 4G—cont.

1	2	3	4	5	6	7
	TROLLEYS—cont.					
	Engine coolant replenishment—cont.					
	Spares—cont.					
	Wheel assembly:—cont.					
	Spares—cont.					
—	Tube, inner, 16 in. × 4 in.	Reference 16T/632	—	—
4608	Wheel, 16 in. × 4 in.	A	each
4262	Hand pump assembly, 3 in. × 3 in.	A	..
	Spares :—					
4667	Joint, cylinder cover	C	..
4673	Joint, cylinder flange	C	..
4672	Joint, valve chest cover	C	..
—	Nipple, grease	Reference 16B/3651	—	—
—	Packing, gland	Reference 53B/2246	—	—
4674	Piston	C	each
4675	Rod, piston	C	..
4671	Spring, delivery valve	C	..
4676	Spring, gland	C	..
4670	Spring, suction valve	C	..
4668	Valve, delivery	C	..
4669	Valve, suction	C	..
4735	Hook, spring, 3½ in.	C	..
4714	Hose, delivery, ¾ in. bore × 20 ft. long	¾ in. B.S.P.T. male and female couplings	A	..
4260	Hose, reel assembly, self winding	A	..
	Spares :—					
—	Bearing, self aligning, U.M.S.12½	Reference 16D/1373	—	—
4705	Joint, elbow	C	each
4711	Joint, end cap	C	..
—	Nipple, grease	Reference 16B/3651	—	—
4708	Pawl, hose reel	C	each
4709	Pin, pivot, pawl	C	..
4707	Ring, hose reel	C	..
4706	Seal, hose reel	C	..
4710	Spring	C	..

RESTRICTED

109

RESTRICTED

AIRCRAFT SERVICING EQUIPMENT

SECTION 4G—cont.

1	2	3	4	5	6	7
	TROLLEYS—cont.					
	Engine coolant replenishment—cont.					
	Spares—cont.					
4726	Hose reel handle assembly	G.M.8125		A	each
4728	Hose, suction, 1½ in. bore × 10 ft. long	1½ in. B.S.P.T. male and female couplings	Spec. D.T.D.625. Type 2		A	"
4702	Joint, adapter, meter pipe	G.M.2559-2		C	"
4619	Joint, base, level indicator	G.S.2327-3		C	"
4615	Joint, filling connection	G.S.2327-2		C	"
4704	Joint, pipe, meter-hose reel	G.M.2560-1		C	"
4713	Joint, tail piece, hose reel	G.M.2573-2		C	"
4622	Knot, indicator	G.S.2327-1		C	"
4261	Manifold assembly	G.M.10076		A	"
	Spares :—					
4689	Connection, suction, manifold	G.M.2548		C	"
4693	Chain, dustcap	G.M.2551-1		C	"
4691	Dustcap	G.M.2550-1		C	"
4683	Filter assembly	G.M.10076, Schedule G.M.10074, Items 42 and 46 to 50		A	"
	Spares :—					
4678	Cage, filter	G.M.8128		C	"
4680	Filtering medium, 60 × 60 mesh	G.M.2542		C	"
4681	Gauge, supporting, 30 × 30 mesh	G.M.2543		C	"
4682	Plate, perforated, ¼ in. perf.	G.M.2544		C	"
—	Handwheel, valve	Reference 53B/604	...		—	—
4687	Holder, connection spring	G.M.2547-1		C	each
4692	Joint, dustcap	G.M.2550-2		C	"
4679	Joint, filter cage	G.M.2541		C	"
4677	Joint, manifold and hose reel	G.M.2552-2		C	"
4690	Joint, suction, connection	G.M.2549		C	"
4696	Joint, valve cover	G.M.2556		C	"
—	Packing, gland	Reference 53B/2246	...		—	—
4685	Seat, manifold connection valve	G.M.2545-1		C	each
4575	Spindle, valve	G.S.2346-6		C	"

RESTRICTED

RESTRICTED

AIRCRAFT SERVICING EQUIPMENT

SECTION 4G—cont.

1	2	3	4	5	6	7
	TROLLEYS—cont.					
	Engine coolant replenishment—cont.					
	Spares—cont.					
	Manifold assembly:—cont.					
	Spares—cont.					
4686	Spring, manifold connection	G.M.2546-1		C	each
4695	Spring, gland	G.S.2342-3		C	"
4576	Valve, manifold	G.S.2346-7		C	"
4684	Valve, manifold connection	2545-2		C	"
4688	Washer, horseshoe	G.M.2547-2		C	"
—	Meter, $\frac{3}{4}$ in. Type M. 2, Light Duty	Ref. No. 6235. To be demanded only in a/w A.P. 2306P, Vol. 2, Leaflet B2.	Z.33636	I	A	"
	Spares :—					
—	Coupling	Ref. No. 7055	I	C	"
4263	Nozzle assembly, $\frac{1}{8}$ in.	G.M.8124		A	"
	Spares :—					
4724	Dustcap	G.M.2581-2		C	"
4725	Joint, dustcap	G.M.2582-1		C	"
4716	Joint, nozzle and stuffing box	G.M.2582-2		C	"
4723	Joint, nozzle tube	G.M.2577-2		C	"
—	Packing, gland, $\frac{1}{8}$ in.	Reference 4K/2439		—	—
4721	Pin, trigger	G.M.2580-1		C	each
4717	Ring, neck	G.M.2576-2		C	"
4719	Spindle, valve	G.M.2575-2		C	"
4720	Trigger	G.M.2579-1		C	"
4722	Tube, nozzle	G.M.2581-1		C	"
4718	Valve, nozzle	G.M.2577-1		C	"
—	Padlock, iron, $1\frac{1}{4}$ in.	Reference 29G/9108184. Complete with 2 keys, for filling connection cover.	...		—	—
4627	Piece, catch	G.S.2320-3		C	each
4617	Pin, hinge, filling cover	G.S.2339-2		C	"
4621	Pin, swivel	G.S.2339-4		C	"
4612	Pin, towing bracket	G.S.2322-3		C	"
4697	Pipe, delivery, pump	G.M.8129		C	"

RESTRICTED

111

RESTRICTED

AIRCRAFT SERVICING EQUIPMENT

SECTION 4G—cont.

1	2	3	4	5	6	7
	TROLLEYS—cont.					
	Engine coolant replenishment—cont.					
	Spares—cont.					
4703	Pipe, meter-hose reel	G.M.8132		C	each
4698	Pipe, meter-manifold	G.M.8130		C	"
4729	Pipe, suction and delivery	G.M.8147		C	"
4666	Pipe, suction, pump	G.M.8127		C	"
5204	Plate, inscription, A.L.3	G.M.6280.C... ..		C	"
	Rear axle assembly :—	Complete.				
	Spares :—					
4635	Bolt, "U"	G.S.2321-2		C	"
4632	Link, rear spring	G.S.2340-4		C	"
—	Nipple, grease	Reference 16B/3651		—	each
4634	Pin, pivot	G.S.2348-1		C	"
4630	Pivot, rear spring	G.S.2315-1		C	"
4631	Pivot, spring link	G.S.2321-4		C	"
	Rear axle assembly :—	Complete with wheels, brakes, etc.				
	Spares :—					
4636	Axle...	Lang. Drg. No. B.4883		A	"
—	Bearings, inner, 25 mm. × 52 mm. × 15 mm.	Reference 16D/401		—	"
—	Bearings, outer, 17 mm. × 40 mm. × 12 mm.	Reference 16D/393		—	"
4637	Brake	Lang Drg. No. D.4081		A	"
—	Cover, outer	Reference 16T/802		—	each
4638	Hub	Complete with brakes	Lang Drg. No. 4003/2		A	"
—	Plate	Ref. No. 4610		—	—
—	Tube, inner	Reference 16T/632		—	—
—	Wheel, 16 in. × 4 in.	Ref. No. 4608		—	—
4633	Spring, rear	G.S.2287		A	each
4626	Rest, tow bar	G.S.2288		C	"
4738	Rod, indicator	G.M.2589		C	"
4629	Spring, catch piece	G.S.2345-5		C	"
4727	Suction stand pipe assembly	G.M.8126		A	"

RESTRICTED

RESTRICTED

AIRCRAFT SERVICING EQUIPMENT

SECTION 4G --cont.

1	2	3	4	5	6	7
	TROLLEYS—cont.					
	Engine coolant replenishment—cont.					
	Spares—cont.					
4715	Tailpiece, hose nozzle	G.M.2579-2	1	C	each
4712	Tailpiece, hose reel	G.M.2572	1	C	"
6724	Fire Extinguishing, Aircraft Servicing	G.M./D/31944	—	A	"
	Spares—					
7982	Castor, Fork and Wheel Assy.	G. Hughes S.V.T.68	1	A	"
7981	Catch, c/w clip, for sun shield...	Stedalls 9617	6	B	"
—	Cover, outer	Reference 16T/802	—	2	A	"
—	Cylinder, gas, C.O.2, 60 lb.	Reference 71A/25	—	2	A	"
7979	Director, Twin-Horn	G.M./C/31979	1	B	"
7978	Hose assy., Complete (C.O.2)	(60 ft. long)	G.M./C/31989	1	B	"
7977	Lever, for Cutter assy.	Operating handles	G.M./B/31986	2	C	"
7974	Manifold, Check Valve assy.	G.M./C/31968	1	A	"
	Spares :—					
7976	Adapter c/w safety disc	Foamite Ltd. F.100177	1	C	"
7975	Valve, check	G.M./B/31984	2	B	"
7973	Pipe connecting	Valve to manifold	G.M./B/31978	2	B	"
7984	Strap assy. (C.O.2) Bottle retaining	G.M./C/31962	4	C	"
7980	Strap, Quick release	Leather	G.M./A/31976	1	B	"
—	Tube, Inner	Reference 16T/877	—	2	B	"
—	Valve, Standard Cutter assy.	Reference 53Y/1990	—	2	A	"
4520	Wheel 2½ in. × 8 in., without brakes.	Less tyre and tube	G.M./10587	2	A	"
	Spares for wheel :—					
	Bearing, Taper Roller	Reference 2A/9501377	—	2	B	"
5073	Cap, Hub	G.M.28702-1	1	C	"
6541	Fuel replenishment	G.M./D/28770	—	A	"
	Spares :—					
6897	Axle, rear	G.M./B/28844	1	B	"
6880	Bearing	G.M./B/28826	2	C	"
6901	Bolt, "U"	G.M./A/28819	4	C	"
6907	Cap, dipstick	G.M./29657	1	C	"
6870	Cap, dust	40743	1	C	"

RESTRICTED

RESTRICTED

113

AIRCRAFT SERVICING EQUIPMENT

SECTION 4G—cont.

1	2	3	4	5	6	7
	TROLLEYS—cont.					
	Fuel replenishment—cont.					
	Spares—cont.					
6863	Cap, rubber	G.M./A/28899	1	C	each
6875	Chain dust cap	41683	1	C	"
6906	Chain dust cap	G.M./A/1393	1	C	"
6936	Chamber, measuring complete	3237... ..	1	A	"
6922	Coupling, parallel	Simplifix D.43/48/481	1	C	"
6923	Coupling, parallel	Simplifix D.43/32/321	1	C	"
6934	Crossbar	143	1	C	"
6921	Elbow ½ in. o.d.	Simplefix D.44/32/32	1	C	"
6873	Filter, medium, 60 mesh PB	S.1179/82-60H	1	C	"
7017	Flowmeter (Wayne type)	Wayne Part No. SRL/65608-T125-T124	G.M.B./28782	1	A	"
6859	Fork brake rod	G.M./A/28843	4	C	"
6927	Gasket body	45	1	C	"
6874	Gauge, supporting, 30 mesh PB	S.1179/830-30H	1	C	"
6928	Gear, lower index, complete	3031/2	1	B	"
6869	Gland	40731	1	C	"
6884	Gland	G.S./2329/4... ..	3	C	"
6888	Gland	40916	1	C	"
6862	Hook, stop	G.M./A/28898	1	C	"
6920	Hose, fuel	12 ft. × 1 in. bore coupled with M and F 1½ in. B.S.P. connections.	...	1	B	"
6919	Hose, suction	12 ft. × 1½ in. bore coupled with M and F 1½ in. B.S.P. connections.	...	1	B	"
6855	Housing ballrace	G.M./B/28875	1	C	"
6881	Joint	G.M./A/28827	1	C	"
6882	Joint	G.M./A/28830	1	C	"
6916	Joint	G.M./B/28784	1	C	"
6917	Joint	G.M./B/28793	3	C	"
6918	Joint	G.M./A/28792	2	C	"
6876	Joint, cage ⅜ in. Graphitool	S.1005/108	1	C	"
6891	Joint, cylinder	S.1004/82	2	C	"
6908	Joint, dipstick cap	G.M./A/1664	1	C	"

RESTRICTED

RESTRICTED

AIRCRAFT SERVICING EQUIPMENT

SECTION 4G—cont.

1	2	3	4	5	6	7
	TROLLEYS—cont.					
	Fuel replenishment—cont.					
	Spare—cont.					
6878	Joint, dust cap, $\frac{1}{16}$ in. Graphitool	S.1177/1	1	C	each
6893	Joint, flange	42083	2	C	"
6910	Joint, manhole cover	G.M./C/28850	1	C	"
6914	Joint, right hand elbow	G.S./2417/4... ..	1	C	"
6913	Joint, stand-pipe	G.M./2587/2	2	C	"
6877	Joint, stuffing box $\frac{1}{8}$ in. Graphitool	S.1005/109	5	C	"
6912	Joint, suction flange	G.M./B/28852	1	C	"
6911	Joint, sump cover	G.M./B/28851	1	C	"
6892	Joint, valve cover	S.1004/83	2	C	"
6890	Key, gland	40919	1	C	"
6861	Lid stop	G.M./B/28897	1	C	"
6900	Link, rear spring	G.M./A/28816	2	C	"
6864	Lock, c/w keys type F.K.B. (Towner Yale)	1	C	"
6872	Lockwasher tap special	41868	1	C	"
6935	Mechanism dial complete	3021... ..	1	B	"
6858	Nipple, cable	G.M./A/28839	2	C	"
6865	Nozzle, assembly	G.M./D/28902	1	A	"
6853	Piece, pivot	G.M./B/28874	1	C	"
6860	Pin, fork	G.M./A/28841	4	C	"
6854	Pin, pivot	G.M./A/28876	1	C	"
6816	Piston	40910	1	C	"
6930	Piston, c/w spindle nut and washer	3271... ..	1	C	"
6898	Pivot, rear spring	G.M./B/28816	2	C	"
6932	Pivot, roller and nut	3189... ..	1	C	"
6904	Plate, clamping	G.M./A/28906	1	C	"
6903	Plate, carthing	G.M./B/28905	1	C	"
6929	Plate, partition	2239... ..	1	C	"
6879	Plug, bonding complete	2	C	"
6926	Ring, gland	33	1	C	"
6868	Ring, neck	40742	1	C	"

RESTRICTED

RESTRICTED

AIRCRAFT SERVICING EQUIPMENT

SECTION 4G—cont.

1	2	3	4	5	6	7
	TROLLEYS—cont.					
	Fuel replenishment—cont.					
	Spares—cont.					
6883	Ring, "O"	4	C	each
6856	Rod, brake	G.M./B/28838	2	C	"
6857	Rod, brake	G.M./B/28837	2	C	"
6887	Rod, piston	42036	1	C	"
6931	Roller	138	1	C	"
6852	Spindle, castor	G.M./B/28873	1	C	"
6933	Spindle, driving and pinion	3188... ..	1	C	"
6866	Spindle, valve	S.K.923	1	C	"
6886	Spindle, valve	G.M./A/28867	3	C	"
6895	Spring, delivery valve, Phos. bronze	S.1007/323H	2	C	"
6871	Spring, gland	S.1008/17	1	C	"
6896	Spring, gland	S.1008/35	1	C	"
6899	Spring, rear	G.M./B/28817	2	C	"
6894	Spring, suction valve, Phos. bronze	S.1007/322H	2	C	"
6915	Spring, bonding	G.M./5507	3	C	"
6905	Strip, earthing	1	C	"
		1½ in. × ¼ in. × 3 ft. 6 in. long (conducting rubber).				
6909	Tank, breather	G.M./B/28855	1	C	"
6867	Valve	40729	1	C	"
6924	Valve, ½ in. B.S.P.	Crane Ltd. Cat. Ref. No. D.72.	1	C	"
6814	Valve, delivery	42034	2	C	"
6815	Valve, suction	42035	2	C	"
6885	Washer, gland	G.S./2329/3... ..	3	C	"
6889	Washer, horseshoe	40918	1	C	"
6902	Weight, bonding strip	G.M./A/1964	2	C	"
4221	H.P. Air Charging, Mark 2	n	Ref. No. 4221 now superseded by Ref. Nos. 5803 and 5888	—	A	"
5803	H.P. Air Charging, Mark 2A	C/w MK. 5. Regulator for 6000 p.s.i., plus 10 micron filter.	1	A	"
			G.M./9079 and Mod. G.M.1351.			

RESTRICTED

RESTRICTED

AIRCRAFT SERVICING EQUIPMENT

SECTION 4G—cont.

1	2	3	4	5	6	7
5888	TROLLEYS—cont. H.P. Air Charging, Mark 2B	C/w MK. 5. Regulator for 6000 p.s.i. ...	G.M./9079 and Mod. G.M.1310.	1	A	each
	Spares :—					
7168	Adapter elbow $\frac{3}{8}$ in. \times $\frac{1}{4}$ in. B.S.P.	Required for Ref. Nos. 5888 and 5803 ...	G.M./A/31923	1	B	"
7167	Pipe	Manifold to regulator. Required for Ref. Nos. 5888 and 5803.	G.M./B/32192	1	B	"
6971	Pipe	Manifold to regulator. Required for Ref. Nos. 5888 and 5803.	G.M./B/32191	1	B	"
6968	Pipe	Manifold to cylinder. Required for Ref. Nos. 5888 and 5803.	G.M./B/31754	1	B	"
6249	Spares :— Arms, towing :—		G.M.10124 and relevant drawings.	—	A	"
	Spares :—					
—	Bracket, fork	Ref. No. 4334		—	—
—	Bracket, guide pawl	Ref. No. 4327		—	—
—	Bracket, lever, L.H.	Ref. No. 4326		—	—
—	Bracket, lever, R.H.	Ref. No. 4370		—	—
—	Clip, cable	Ref. No. 4336		—	—
—	Grip, lever	Ref. No. 4332		—	—
—	Handle, lever, c/w brackets, lever rod ...	Ref. No. 4329		—	—
—	Pawl	Ref. No. 4328		—	—
—	Pin, bolt	Ref. No. 4333		—	—
—	Pin, shear, quick release	Ref. No. 4338, $\frac{3}{8}$ in. dia., 1-90 long from un- derside of head to pip.		—	—
—	Pulley	Ref. No. 4335		—	—
—	Rod, brake	Ref. No. 4330		—	—
—	Spring, brake rod	Ref. No. 4331		—	—
	Axle :—					
	Spares :—					
—	Bolt, lubrication, $\frac{1}{2}$ in. B.S.F., fine ...	Ref. No. 4310		—	—
—	Spring, leaf	Ref. No. 4309		—	—

RESTRICTED

RESTRICTED
117

AIRCRAFT SERVICING EQUIPMENT

SECTION 4G—cont.

1	2	3	4	5	6	7
	TROLLEYS—cont.					
	H.P. Air Charging, Mark 2B—cont.					
	Spares—cont.					
—	Bolt, lubrication, ½ in. B.S.F., fine	Ref. No. 4310	—	—
—	Cap, sealing	Reference 6D/1367	—	—
—	Cover, outer, 16 in. × 4 in.	Reference 16T/657	—	—
—	Cover, outer, high-pressure, 16 in. × 4 in. ...	Reference 16T/802. Industrial trolley standard tread, 6-ply.	—	—
—	Hose assembly, flexible, high-pressure, air, Mark 2, 30-ft. lengths.	Reference 6D/1071	—	—
4873	Manifold assembly	G.M.3285	A	each
4277	Pipe, connecting, manifold to cylinder	G.M.6337	A	..
4278	Pipe, connecting, manifold to regulator	G.M.6336	A	..
4324	Plug, blanking	G.M.3287-2	A	..
—	Regulator, charging, H.P., Type A, Mark 2...	Reference 6D/1334	—	—
4323	Spring, catch, lid	G.M.3315-2	C	each
	Steering unit :—					
	Spares :—					
—	Axle, stub, N.S.	Ref. No. 4312	—	—
—	Axle, stub, O.S.	Ref. No. 4311	—	—
—	Bearing, king pin	Ref. No. 4316	—	—
—	Brake, cable assembly, c/w shackle	Ref. No. 4492	—	—
—	Bush, king pin	Ref. No. 4319	—	—
—	Link, rod, track	Ref. No. 4322	—	—
—	Pin, king	Ref. No. 4320	—	—
—	Rod, track, complete	Ref. No. 4321	—	—
—	Spring, leaf	Ref. No. 4309	—	—
—	Yoke, steering	Ref. No. 4315	—	—
—	Tube, inner, industrial trolley, Type SB/V7857	Reference 16T/877. For use with Ref. Nos. 4520-4521.	—	—
—	Washer, .85 in. o.d. × .38 in. i.d. × ½ in. thick.	Ref. No. 5109	—	—

RESTRICTED

RESTRICTED

AIRCRAFT SERVICING EQUIPMENT

SECTION 4G—cont.

1	2	3	4	5	6	7
	TROLLEYS—cont.					
	H.P. air charging, Mark 2—cont.					
	Spares—cont.					
—	Wheel, without brakes, 2½ in. × 8 in. ...	Ref. No. 4520. Use with covers, outer (Reference 16T/802) which should be demanded separately.	G.M.10587		A	each
	Spares :—					
—	Bearing, taper roller, single row :— 1¼ in. bore × 2.4410 in. ext. diam. × 0.7150 width.	Reference 2A/9501377	Timpken 15123/15245	1	—	—
—	Cap, hub	Ref. No. 5073	G.M.28702-1		C	each
5072	Hub	G.M.7324		C	"
5074	Nut, clamping	G.M.29111-2		C	"
5075	Nut, fixing	G.M.29111-1		C	"
5076	Piece, distance	G.M.28702-1		C	"
5077	Wheel, disc	G.M.7325		C	"
4521	Wheel, with brakes, Mark 1A, 16 in. × 4 in. × 6 ply.	Wheel disc : 2½ in. × 8 in. Front. For use with covers, outer (Reference 16T/802), which should be demanded separately.	Spec. AD2/SRD/1131/P, Issue 2.		A	"
	Spares :—					
—	Bearings, taper roller, single row :— 1¼ in. bore × 2.4410 in. ext. diam. × 0.7150 in. width.	Reference 2A/9501377	Timpken 15123/15245	1	—	—
5078	Brake assembly	G.M.7328		A	each
5079	Brake drum	G.M.7327		A	"
—	Cap, hub	Ref. No. 5073		—	—
—	Hub	Ref. No. 5072		—	—
—	Nut, clamping	Ref. No. 5074		—	—
—	Nut, fixing	Ref. No. 5075		—	—
—	Piece, distance	Ref. No. 5076		—	—
—	Wheel, disc	Ref. No. 5077		—	—

RESTRICTED

RESTRICTED

119

AIRCRAFT SERVICING EQUIPMENT

SECTION 4G—cont.

1	2	3	4	5	6	7
	TROLLEYS—cont.					
4515	Low loader fighter	Drg. "Lancing Bagnall" Layout No. 354.		A	each
	Spares :—					
5139	Axle, wheel, front	A.R.M.69304		A	"
5140	Bar, towing	A.R.M.32721		A	"
5141	Bearing, 25 mm. × 52 mm. × 9 mm.	Skefco Cat. No. 98205		C	"
5142	Body, wheel	A.R.M.37801		C	"
5143	Brake, 7 in. × 1½ in.	A.R.M.37802		B	"
	Bushes :—					
5144	1 in. × 1½ in. × ¾ in. B.S. series	Morgan Crucible Cat. Ref. 161812.		B	"
5145	1 in. × 1½ in. × 1¼ in.	Morgan Crucible Cat. Ref. 161820.		B	"
5146	1 in. × 1½ in. × 1½ in	Morgan Crucible Cat. Ref. 161824.		B	"
5147	Clevis	A.R.M.65322		C	"
5148	Collar, spacing	A.R.M.69393		C	"
5149	Collar, stub, axle	A.R.M.69312		C	"
5151	Flange, brake, back plate	A.R.M.69288		B	"
5110	Handle, pump assembly	A.R.M.37796		A	"
	Spares :—					
5111	Spring	A.R.M.69276		C	"
5152	Hose, flexible	A.R.M.69288		B	"
5112	Jack, hydraulic, assembly	A.R.M.37798		A	"
	Spares :—					
5113	Fabric, packing, base "U"	A.R.M.63127		C	"
5114	Ring, "O"	G.A.C.O., P.90, R.136		C	"
5115	Seal, circular section, static	S.L.210/8		C	"
5116	Seal, rubber, distributor	A.R.M.63218		C	"
5153	Lever, brake	A.R.M.69305		C	"
5154	Link, elevating, rear, left hand	A.R.M.37791		C	"
5155	Link, elevating, rear, right hand	A.R.M.37790		C	"

RESTRICTED

RESTRICTED

AIRCRAFT SERVICING EQUIPMENT

SECTION 4G—cont.

1	2	3	4	5	6	7
	TROLLEYS—cont.					
	Low loader fighter—cont.					
	Spares—cont.					
5156	Locknut, left hand	A.R.M.69264/2	C	each
5157	Locknut, right hand	A.R.M.69264/1	C	"
5158	Pin, jack, lower	A.R.M.69289	C	"
5159	Pin, jack, upper	A.R.M.69290	C	"
	Pins, link :—					
5160	Lower, front	A.R.M.69269	C	"
5161	Lower, rear	A.R.M.69266	C	"
5162	Rear	A.R.M.69260	C	"
5163	Upper, front	A.R.M.69268	C	"
5164	Upper, rear	A.R.M.69267	C	"
5165	Pin, push rod	A.R.M.69262	C	"
5166	Pin, rocker, brake	A.R.M.69308	C	"
5167	Pin, towing bar	A.R.M.69309	C	"
	Pipes, 3-way :—					
5170	Pump	A.R.M.69283	C	"
5173	Pump	A.R.M.69282	C	"
5174	Pump, hand	A.R.M.37797	C	"
5175	Reducer	A.R.M.69285	C	"
5172	Tank	A.R.M.69281	C	"
5176	Valve	A.R.M.69284	C	"
5169	Pipe, control	A.R.M.69279	C	"
5168	Pipe, control, tank	A.R.M.69280	C	"
5171	Pipe, valve reducing hose	A.R.M.69287	C	"
5120	Pump and motor assembly, 12 volt	A.R.M.37793	C	"
	Spares :—					
5121	Ring, "O"	N.D.66355/90	C	"
5122	Ring, "O"	N.D.63641/90	C	"
5123	Ring, "O"	N.D.67320/90	C	"
5124	Seal, oil	N.D.67131	C	"

RESTRICTED

121

RESTRICTED

AIRCRAFT SERVICING EQUIPMENT

SECTION 4G—cont.

1	2	3	4	5	6	7
	TROLLEYS—cont.					
	Low loader fighter—cont.					
	Spares—cont.					
	Pumps, hand assembly :—					
	Spares :—					
5119	Gland, plunger	P.63641/90		C	each
5177	Race, steering, upper	A.R.M.37800		C	"
5178	Ring, bolt	A.R.M.69313		C	"
5179	Ring, wheel	A.R.M.69300		C	"
5180	Rocker, brake	A.R.M.69307		A	"
5181	Rod, push brake	A.R.M.69306		C	"
5125	Roller assembly	A.R.M.69295		A	"
	Spares :—					
5126	Bearing, roller	A.R.M.65321		C	"
5127	Pin, roller	A.R.M.69297		C	"
5128	Roller	A.R.M.69296		B	"
5129	Seal, felt	$\frac{7}{16}$ in. i.d. \times $\frac{1}{8}$ in. o.d. \times $\frac{1}{8}$ in. D.T.D. 590 proofed to Spec. D.T.D.900.		C	"
5130	Washer	A.R.M.69298		C	"
—	Screw, lock	Reference 26FX/95177			
5182	Seal, felt, $\frac{1}{4}$ in. \times $\frac{1}{8}$ in. \times 22 in.	Spec. D.T.D.590 proofed to Spec. D.T.D.900...		C	each
5183	Seal, felt, $1\frac{1}{8}$ in. i.d. \times 2 in. o.d. \times $\frac{3}{16}$ in.	Spec. D.T.D.590 proofed to Spec. D.T.D.900...		C	"
5184	Seal, oil	35 mm. i.d. \times 52.1 mm. o.d., plus or minus 0.038 mm. \times 9 mm., plus 0.125 mm., minus 0.250 mm.	Super Oil Seals Cat. No. 5235/9M.		C	"
5185	Sheath, terminal	Lucas Cat. No. 238576		C	"
5186	Sleeve, spacing	A.R.M.69301		C	"
5187	Strap, pump, motor	A.R.M.69271		C	"
5150	Switch, contact	A.R.M.65323		B	"
5131	Tank assembly	A.R.M.37794		A	"
	Spares :—					
5132	Adapter, male	Complete with filter	A.R.M.69272		C	"
5133	Cap, filler	A.R.M.65326		C	"

RESTRICTED

RESTRICTED

AIRCRAFT SERVICING EQUIPMENT

SECTION 4G—cont.

1	2	3	4	5	6	7
	TROLLEYS—cont.					
	Low Loader fighter—cont.					
	Spares—cont.					
5134	Filter	A.R.M.69275		C	each
5135	Plate, filler cap	A.R.M.69273		C	"
5188	Tyre, 16 in. x 4 in.	Goodyear Ltd., lug base, solid		A	"
5136	Valve control assembly	A.R.M.65276		B	"
	Spares :—					
5137	Gland, valve	P.62484		C	"
5138	Ring, "O"	S.K.69500/90		C	"
5189	Valve, reducing	A.R.M.69286		B	"
5190	Washer, stub, axle	A.R.M.69311		C	"
5191	Wheel, front	A.R.M.93976		A	"
5192	Wheel, rear	Complete	A.R.M.27363		A	"
6711	Multi-purpose	Naval aviation only	G.M./D/29680		A	"
4272	Nitrogen charging	G.A. and Schedule G.M.8240 and relevant Drgs., G.A. and Schedule G.M. 10137 and relevant Drgs. and 8241.		A	"
6735	Nitrogen charging, Mark 1B	Ref. No. 4272, c/w Modification G.M.1489 and 1451.	1	A	"
	Accessories :—					
—	Arms, towing	Ref. No. 6249		—	—
	Spares :—					
—	Bracket, fork	Ref. No. 4334		—	—
—	Bracket, guide pawl	Ref. No. 4327		—	—
—	Bracket, lever, L.H.	Ref. No. 4326		—	—
—	Bracket, lever, R.H.	Ref. No. 4870		—	—
—	Clip, cable	Ref. No. 4336		—	—

RESTRICTED

123

RESTRICTED

AIRCRAFT SERVICING EQUIPMENT

SECTION 4G—cont.

1	2	3	4	5	6	7
	TROLLEYS—cont.					
	Nitrogen charging—cont.					
	Accessories—cont.					
	Arms, towing—cont.					
	Spares—cont.					
—	Fork, bracket	Ref. No. 4334		—	—
—	Grip, lever	Ref. No. 4332		—	—
—	Handle, lever, c/w brackets for lever rod	Ref. No. 4329		—	—
—	Pawl	Ref. No. 4328		—	—
—	Pin, bolts	Ref. No. 4333		—	—
—	Pin, shear, quick release	Ref. No. 4338. $\frac{5}{8}$ in. diam., 2-4 in. long from underside of head to pip.		—	—
—	Pulley	Ref. No. 4335		—	—
—	Rod, brake	Ref. No. 4330		—	—
—	Spring, rod, brake	Ref. No. 4331		—	—
	Axles :—					
	Spares :—					
—	Bolt, lubrication, $\frac{1}{2}$ in. B.S.F., fine	Ref. No. 4310		—	—
—	Spring, leaf	Ref. No. 4309		—	—
	Axle, rear :—					
5327	Bolt, "U" regulator, mounting	G.M.29396.2	C	each
5325	Bracket, mounting, Mark 3, regulator	G.M.10724	C	"
5326	Pipe, inlet, manifold to Mark 3 regulator	G.M.10725	C	"
—	Bolt, lubrication, $\frac{1}{2}$ in. B.S.F., fine	Ref. No. 4310	—	—
—	Cap, sealing	Reference 6D/1367	—	—
—	Cover, outer, 16 in. \times 4 in.	Reference 16T/657	—	—
—	Cover, outer, high pressure, 16 in. \times 4 in.	Reference 16T/802	—	—
—	Hose, assembly, flexible, high pressure, nitrogen, Mark 2, 30 ft. lengths	Reference 6D/801	—	—
—	Manifold assembly	Ref. No. 4873	—	—
—	Pipe	Ref. No. 6968. Manifold to cylinder. For Ref. No. 4272.	GM/B/31754	1	B
						each

RESTRICTED

RESTRICTED

AIRCRAFT SERVICING EQUIPMENT

SECTION 4G—cont.

1	2	3	4	5	6	7
	TROLLEYS—cont.					
	Nitrogen charging—cont.					
	Spares—cont.					
—	Pipe	Ref. No. 7167. Manifold to regulator, c/w Ref. No. 7168. quantity 2 off. For Ref. No. 4272.	GM/B/32192	1	B	each
—	Plug, blanking	Ref. No. 4324		—	—
—	Regulator, charging, H.P., Type A, Mark 2...	Reference 6D/1334		—	—
—	Spring, catch, lid	Ref. No. 4323		—	—
	Steering unit :—					
	Spares :—					
—	Axle, stub, N.S.	Ref. No. 4312		—	—
—	Axle, stub, O.S.	Ref. No. 4311		—	—
—	Bearing, king pin	Ref. No. 4316		—	—
—	Brake, cable assembly, c/w shackle	Ref. No. 4492		—	—
—	Bush, king pin	Ref. No. 4319		—	—
—	Link, rod, track	Ref. No. 4322		—	—
—	Pin, king	Ref. No. 4320		—	—
—	Rod, track, complete	Ref. No. 4321		—	—
—	Spring, leaf	Ref. No. 4309		—	—
—	Yoke, steering	Ref. No. 4315		—	—
—	Tube, inner, industrial trolley, Type SB/V. 7857.	Reference 16T/877. For use with Ref. Nos. 4520 and 4521.		—	—
—	Washer, 0.85 in. o.d. × 0.38 in. i.d. < ¼ in. thick.	Ref. No. 5109		—	—
—	Wheel, pneumatic tyred, Mark 1A, 16 in. × 4 in. × 6 ply.	Ref. No. 4521		—	—
	Spares :—					
—	Bearing, taper roller, single row, 1¼ in. bore × 2.4410 in. ext. diam. × 0.7150 in. width.	Reference 2A/9501377	Timpken 15123/15245		—	—
—	Brake assembly	Ref. No. 5078		—	—
—	Brake, drum	Ref. No. 5079		—	—

RESTRICTED

RESTRICTED

AIRCRAFT SERVICING EQUIPMENT

SECTION 4G—cont.

1	2	3	4	5	6	7
	TROLLEYS—cont.					
	Nitrogen charging—cont.					
	Spares—cont.					
	Wheel, pneumatic tyred, Mark 1A, 16 in. × 4 in. × 6 ply.—cont.					
	Spares—cont.					
—	Cap, hub	Ref. No. 5073	—	—	—
—	Hub	Ref. No. 5072	—	—	—
—	Nut, clamping	Ref. No. 5074	—	—	—
—	Nut, fixing	Ref. No. 5075	—	—	—
—	Piece, distance	Ref. No. 5076	—	—	—
—	Wheel, disc	Ref. No. 5077	—	—	—
6259	Nitrogen charging, single cylinder	GM/D/30995	—	A	each
	Spares :—					
7907	Clamp, strap	GM/B/30999	2	C	..
—	Cover, outer	Reference 16T/802	2	B	..
—	Elbow, adaptor, $\frac{5}{8}$ in. B.S.P. × $\frac{1}{4}$ in. B.S.P.	Ref. No. 7168. For regulator, reference 6D/2141	GM/A/31923	2	A	..
	Frame assembly :—					
	Spares :—					
—	Nuts, slotted, $\frac{7}{8}$ in. U.N.F.	Reference 29A/9410877	2	C	..
7906	Washer, 2 in. diam. (special)	For stub axles	GM/A/31016	2	C	..
7908	Hook, adjustable strap	Mild steel	GM/A/31002	2	C	..
—	Hose, nitrogen, V.H.P.	Reference 6D/2516	2	B	..
7905	Pipe assembly, complete	GM/B/30998	1	B	..
—	Regulator, charging, Mark 5	Reference 6D/2141	1	A	..
—	Tube, inner	Reference 16T/877	2	B	..
—	Wheel, 2 $\frac{1}{2}$ in. × 8 in., without brakes	Ref. No. 4520	GM/10587	2	A	..
4253	Oil replenishment		A	..
	Spares :—					
6584	Hose, delivery, 1 $\frac{1}{4}$ in. bore × 20 ft. long	C/w male and female connections	—	B	..
6585	Seal, oil	Also for use on Ref. No. 6584 (Hose)	41087	2	C	..
3980	Oil system flushing	G.S.2265, G.M.8383-1		A	..
	Spares :—					
4618	Base, level indicator	G.S.2313-1		C	..

RESTRICTED

RESTRICTED

AIRCRAFT SERVICING EQUIPMENT

SECTION 4G—cont.

1	2	3	4	5	6	7
	TROLLEYS—cont.					
	Oil system flushing—cont.					
	Spares—cont.					
5207	Bracket	C	each
4663	Bracket, engine cutout	C	"
—	Bracket, rear towing	Ref. No. 4611	—	"
	Brake operating assembly :—					
	Spares :—					
—	Cable, Bowdenite, inner	Non-Fray. Reference 29H/4285	—	—
—	Conduit, Bowdenite, B.2	Reference 29H/1871	—	—
—	Crank, bell	Ref. No. 4652	—	—
—	Fork, brake rod	Ref. No. 4650	—	—
4645	Handle, brake	C	each
—	Pin, fork	Ref. No. 4649	—	—
—	Pin, pivot, bell crank	Ref. No. 4653	—	—
—	Pin, yoke	Ref. No. 4655	—	—
4651	Rod, brake	C	each
—	Stop, handle, L.H.	Ref. No. 4647	—	—
—	Stop, handle, R.H.	Ref. No. 4648	—	—
—	Yoke, brake lever	Ref. No. 4654	—	—
4378	Chain, $\frac{3}{4}$ in. oval	9 links, mild steel	C	each
—	Chain, towing, bracket	Ref. No. 4613	C	"
4270	Chart, instruction	C	"
4259	Clutch, centrifugal	A	"
	Spares :—					
5210	Lining, clutch	C	sets
4614	Connection, filling	C	each
5333	Coupling, chain, gear box to pump	C	"
—	Cover, filling	Ref. No. 4616	—	—
—	Cover, indicator	Ref. No. 4620	—	—
—	Cup, spring	Ref. No. 4628	—	—
4643	Door, machinery, compartment, L.H.	C	each

RESTRICTED

127

RESTRICTED

AIRCRAFT SERVICING EQUIPMENT

SECTION 4G—cont.

1	2	3	4	5	6	7
	TROLLEYS—cont.					
	Oil system flushing—cont.					
	Spares—cont.					
4644	Door, machinery, compartment, R.H.	G.S.2268, Sheet 2 ...		C	each
4573	Elbow, suction	G.S.2307		C	..
	Engine, hand starting assembly :—					
	Spares :—					
4370	Handle shaft assembly	Drg. Nos. as for Ref. Nos. 4371 to 4375, which com- prise this item.		A	..
	Spares :—					
4373	Pin, spigot	G.S.2330-4		C	..
4375	Pin, stop collar, $\frac{1}{8}$ in. diam. \times $1\frac{1}{4}$ in. long.	G.S.2346-5		C	..
4371	Shaft, handle	G.S.2324-3		C	..
4372	Spigot, handle	G.S.2330-1		C	..
4374	Stop, collar, handle	G.S.2328-4		C	..
4556	Pulley, starting handle	G.S.2418-1		C	..
4376	Sleeve, distance	G.S.2348-4		C	..
4557	Spring, starting handle	G.S.2348 2		C	..
—	Engine, Villiers, Mark 25	Reference 42L/425. Complete with flexible exhaust pipe and silencer.		—	—
	Accessories :—					
—	Pipe, petrol	Reference 42L/10		—	—
—	Tank, fuel	Reference 42H/8		—	—
—	Tap, petrol	Reference 42S/620		—	—
4657	Extension, towing bracket	G.S.2413		C	each
—	Float	Ref. No. 4624		—	—
	Front bogey assembly :—					
	Spares :—					
—	Bracket, castor	Ref. No. 4598		—	—
—	Collar, front axle	Ref. No. 4600		—	—
—	Housing, thrust race	Ref. No. 4606		—	—

RESTRICTED

RESTRICTED

AIRCRAFT SERVICING EQUIPMENT

SECTION 4G—cont.

1	2	3	4	5	6	7
	TROLLEYS—cont.					
	Oil system flushing—cont.					
	Spares—cont.					
	Front bogey assembly—cont.					
	Spares—cont.					
—	Lubricator	Reference 16B/3651	Tecalemit P C ¼ in. B.S.F.		—	—
—	Pivot, front axle	Ref. No. 4597		—	—
—	Shaft, castor	Ref. No. 4601		—	—
—	Spindle, castor	Ref. No. 4605		—	—
—	Spring, front bogey	Ref. No. 4607		—	—
—	Thrust race	Reference 16D/608	Hoffman X.W.2½		—	—
—	Tow bar assembly	Ref. No. 4603		—	—
—	Washer, front axle	Ref. No. 4599		—	—
—	Washer, spindle	Ref. No. 4604		—	—
—	Wheel assembly :—					
	Spares :—					
—	Bearing, 25 mm. × 52 mm. × 15 mm.	Reference 16D/401		—	—
—	Cover, outer, 16 in. × 4 in.	Reference 16T/802		—	—
—	Hub	Ref. No. 4609		—	—
—	Plate	Ref. No. 4610		—	—
—	Tube, inner, 16 in. × 4 in.	Reference 16T/632		—	—
—	Wheel, 16 in. × 4 in.	Ref. No. 4608		—	—
4596	Hose, 1½ in. bore × 10 ft. long	1½ in. B.S.P.T. male and loose female couplings.	Spec. A.D. S. & G. 100G. Issuc No. 3.		C	each
4595	Hose, 1½ in. × 20 ft. long	1½ in. B.S.P.T. male and loose female couplings.	Spec. D.T.D.1014. Class 2W.		C	..
4591	Hose connector assembly	G.S.2280-1		A	..
	Spares :—					
4593	Joint, sealing plate	G.S.2345-6		C	..
4594	Joint, swivel elbow	G.S.2345-7		C	..
4592	Seal, swivel bracket	G.S.2341-2		C	..
—	Joint, base, level indicator	Ref. No. 4619		—	—
—	Joint, filling connection	Ref. No. 4615		—	—

RESTRICTED

RESTRICTED

AIRCRAFT SERVICING EQUIPMENT

SECTION 4G—cont.

1	2	3	4	5	6	7
	TROLLEYS—cont.					
	Oil system flushing—cont.					
	Spares—cont.					
5379	Joint, hose		C	each
4554	Key, $\frac{1}{4}$ in. \times $\frac{3}{16}$ in. \times 2 in. long	Steel		C	"
4555	Key, $\frac{3}{16}$ in. square \times $1\frac{3}{4}$ in. long	Steel		C	"
—	Knob, indicator	Ref. No. 4622		—	—
4664	Lever, engine cut-out	G.S.2418-3	C	each
4255	Oil spray nozzle assembly	G.S.2415-2	A	"
	Spares:—					
—	Adapter, hose connection, Type A No. 1	Reference 4K/2484		—	—
4514	Hose	G.S.2417-7	C	each
4662	Joint, stuffing box	G.S.2417-3	C	"
4661	Orifice, jet	G.S.2417-1	C	"
—	Padlock, iron, $1\frac{1}{4}$ in.	Reference 29G/9108184. Complete with two keys.		—	—
—	Packing, gland, $\frac{1}{8}$ in.	Reference 4K/2439		—	—
4659	Ring, neck	G.S.2416-4	C	each
4660	Spindle, valve	G.S.2416-6	C	"
4658	Valve, jet control	G.S.2416-1	C	"
—	Washer, hose, fuel oil, $\frac{3}{4}$ in. int. diam.	Reference 4K/2521. For adaptor hose joints		—	—
—	Piece, catch	Ref. No. 4627		—	—
4665	Pin, cut-out lever	G.S.2417-8	C	each
—	Pin, hinge, filling cover	Ref. No. 4617		—	—
—	Pin, swivel	Ref. No. 4621		—	—
—	Pin, towing brackets	Ref. No. 4612		—	—
4580	Pipe, connection, filter inlet	G.S.2299	C	each
4579	Pipe, connection, filter outlet	G.S.2300	C	"
4558	Pipe, delivery, pump to air vessel	G.S.2283	C	"
4578	Pipe, filter outlet/scavenge pump	G.S.2284	C	"
—	Pipe, petrol	Reference 42L/10		—	—

RESTRICTED

RESTRICTED

AIRCRAFT SERVICING EQUIPMENT

SECTION 4G—cont.

1	2	3	4	5	6	7
	TROLLEYS—cont.					
	Oil system flushing—cont.					
	Spares—cont.					
4568	Pipe, R.D.-D.V.	G.S.2312	C	each
4581	Pipe, scavenge valve/filter inlet	G.S.2293	C	"
4571	Pipe, scavenge pump/tank	G.S.2308	C	"
4572	Pipe, tank inlet	G.S.2309	C	"
4570	Pipe, tank outlet	G.S.2310	C	"
4569	Pipe, tank outlet/delivery pump	G.S.2311	C	"
4640	Pipe, transfer	G.S.2313-2	C	"
4560	Plug, air vessel, $\frac{1}{2}$ in., B.S.P.T.	G.S.2340-2	C	"
4257	Pump assembly, 4 in. x 3 in.	G.S.2276	A	"
	Spares :—					
—	Bearing, ball, L.S.12 $\frac{1}{2}$	Reference 16D/360. British Standards refer-	—	—
—	Bearing, roller, R.L.S.11	ence B.R.L., 1 $\frac{3}{8}$ in. Reference 16D/469. British Standards refer-	—	—
—	Bearing, roller, R.L.S.12 $\frac{1}{2}$	ence R.R.L., 1 $\frac{3}{8}$ in. Reference 16D/472. British Standards refer-	—	—
4538	Joint, bearing housing	ence R.R.L., 1 $\frac{3}{8}$ in.	G.S.2324-2	...	C	each
4537	Joint, crank chamber, end cover	G.S.2330-2	...	C	"
4535	Joint, cylinder cover	G.S.2332-2	...	C	"
4542	Joint, delivery flange	G.S.2323-1	...	C	"
4539	Joint, filling cover	G.S.2324-1	...	C	"
4536	Joint, gland cover	G.S.2332-3	...	C	"
4541	Joint, suction flange	G.S.2342-4	...	C	"
4540	Joint, valve chest cover	G.S.2347-3	...	C	"
4552	Key, $\frac{5}{16}$ in. x $\frac{7}{32}$ in. x 1 $\frac{3}{8}$ in. long	Steel. For use with Ref. No. 4256	C	"
4547	Packing, gland, $\frac{1}{16}$ in. square	Grease-impregnated asbestos cord	C	"
4533	Piston	G.S.2338-3	...	A	"
4548	Plug, drain, $\frac{1}{8}$ in. B.S.P.	G.S.2347-4	...	C	"
4549	Plug, drain and fill, $\frac{3}{8}$ in. B.S.P. crank-chamber.	G.S.2347-7	...	C	"

RESTRICTED

RESTRICTED

AIRCRAFT SERVICING EQUIPMENT

SECTION 4G—cont.

1	2	3	4	5	6	7
	TROLLEYS—cont.					
	Oil system flushing—cont.					
	Spares—cont.					
	Pump assembly 4 in. x 3 in.—cont.					
	Spares—cont.					
4534	Rod, piston	G.S.2333-1	A	each
4546	Seal, pump	G.S.2320-2	C	"
4544	Spring, delivery valve	G.S.2347-2	C	"
4545	Spring, gland, pump	G.S.2347-6	C	"
4543	Spring, suction valve	G.S.2347-1	C	"
4532	Valve, delivery	G.S.2338-2	C	"
4531	Valve, suction	G.S.2338-1	C	each
	Rear axle assembly :—					
	Spares :—					
—	Bolt, "U"	Ref. No. 4635	—	—
—	Link, rear spring	Ref. No. 4632	—	—
—	Pin, pivot	Ref. No. 4634	—	—
—	Pivot, rear spring	Ref. No. 4630	—	—
—	Pivot, spring link	Ref. No. 4631	—	—
	Rear axle sub-assembly :—					
	Spares :—					
—	Axle... ..	Ref. No. 4636	—	—
—	Brake	Ref. No. 4637	—	—
—	Bearing	Reference 16D/393	—	—
—	Bearing	Reference 16D/401	—	—
—	Cover, outer, 16 in. x 4 in.	Reference 16T/802	—	—
—	Hub	Ref. No. 4638	—	—
—	Plate	Ref. No. 4610	—	—
—	Tube, inner, 16 in. x 4 in.	Reference 16T/632	—	—
—	Wheel, 16 in. x 4 in.	Ref. No. 4608	—	—
—	Spring, rear	Ref. No. 4633	—	—
4256	Reduction gear, Wiseman	3 F.S.W.R. Drg. No. G.S.2331-2.	A	each

RESTRICTED

RESTRICTED

AIRCRAFT SERVICING EQUIPMENT

SECTION 4G—cont.

1	2	3	4	5	6	7
	TROLLEYS—cont.					
	Oil system flushing—cont.					
	Spares—cont.					
4258	Relief valve assembly	G.S.2277		A	each
	Spares :—					
4564	Cover	G.S.2344-4		C	"
4566	Joint, body	G.S.2346-8		C	"
4567	Joint, cover R.V.	G.S.2323-4		C	"
4562	Pipe, by-pass	G.S.2345-1		C	"
4565	Piston	G.S.2344-5		C	"
4641	Spring, main R.V.	G.S.2344-7		C	"
4642	Spring, R.V.	G.S.2344-8		C	"
4563	Valve	G.S.2317-2		C	"
—	Rest, tow bar	Ref. No. 4626		—	—
4623	Rod, indicator	G.S.2318-1		C	each
4583	Scavenge filter assembly	G.S.2272		A	"
	Spares :—					
4264	Bag, fabric filter	G.S.2297		C	"
4587	Bolt, swivel	G.S.2346-2		C	"
4582	Cage, filter	G.S.2295		C	"
4787	Cover, steel		C	"
4589	Handle	G.S.2346-1		C	"
4377	Joint, filter cover	G.S.2317-4		C	"
—	Joint, suction flange	Ref. No. 4541		—	—
4588	Pin, swivel	G.S.2346-3		C	each
4585	Plunger	G.S.2346-4		C	"
4584	Ring, bag supporting	G.S.2296		C	"
4586	Spring, plunger	G.S.2323-2		C	"
4590	Valve, air release	G.S.2323-3		C	"
—	Spring, catch piece	Ref. No. 4629		—	—
—	Stop, plain, wire "Bowdenite", outer, B.2	Reference 29H/1799. Complete with locknut.		—	—
4574	Suction and delivery manifold assembly	G.S.2278		A	each
—	Handwheel	Reference 53B/604		—	—
4577	Joint, valve cover	G.S.2342-2		C	each

RESTRICTED

RESTRICTED

AIRCRAFT SERVICING EQUIPMENT

SECTION 4G—cont.

1	2	3	4	5	6	7
	TROLLEYS—cont.					
	Oil system flushing—cont.					
	Spares—cont.					
	Suction and delivery manifold assembly —cont.					
	Spares—cont.					
—	Packing, gland	Reference 53B/2246		—	—
—	Spindle, valve	Ref. No. 4575		—	—
—	Valve	Ref. No. 4576		—	—
4559	Vessel, air	G.S.2292	A	each
4561	Washer, plug, ½ in. B.S.P.T.	G.S.2340-3	C	..
4220	Oxygen charging, Mark 2	A	..
	Accessories :—					
—	Arm. towing	Ref. No. 6249		—	—
	Spares :—					
—	Bracket, fork	Ref. No. 4334		—	—
—	Bracket, quick, pawl	Ref. No. 4327		—	—
—	Bracket, lever, L.H.	Ref. No. 4326		—	—
—	Bracket, lever, R.H.	Ref. No. 4870		—	—
—	Clip, cable	Ref. No. 4336		—	—
—	Grip, lever	Ref. No. 4332		—	—
—	Handle, lever, c/w brackets, lever rod	Ref. No. 4329		—	—
—	Pawl	Ref. No. 4328		—	—
—	Pin, bolt	Ref. No. 4333		—	—
—	Pin, shear, quick release	Ref. No. 4338. ⅜ in. diam., 1.90 in. long from underside of head to pip.		—	—
6970	Pipe	Deodorizer to cylinder	GM/B/32153	I	each
6969	Pipe	Manifold to cylinder	GM/B/32152	I	..
—	Pulley	Ref. No. 4335	—	—
—	Rod, brake	Ref. No. 4330	—	—
—	Spring, rod brake	Ref. No. 4331	—	—

RESTRICTED

RESTRICTED

AIRCRAFT SERVICING EQUIPMENT

SECTION 4G—cont.

1	2	3	4	5	6	7
	TROLLEYS—cont.					
	Oxygen charging, Mark 2—cont.					
	Spares :—					
	Axles :—					
	Spares :—					
—	Bolt, lubrication, ½ in. B.S.F., fine	Ref. No. 4310	—	—
—	Spring, leaf	Ref. No. 4309	—	—
—	Axle, rear	Ref. No. 5071	—	—
—	Bolt, "U" regulator mounting	Ref. No. 5327	—	—
—	Bracket, mounting, Mk. 3 regulator	Ref. No. 5325	—	—
—	Pipe, inlet, manifold to Mk. 3 regulator	Ref. No. 5326	—	—
6511	Bolt, eye	For adjusting Track rod end	...	G.M.3100-1	C	each
—	Bolt, lubrication, ½ in. B.S.F. fine	Ref. No. 4310	—	—
6509	Bush, distance piece	For Bolt connecting steering yoke to intermediate block.	...	G.M.3103	C	each
6510	Bush, distance piece	For Bolt connecting link rod to steering yoke	...	G.M.3103-2A	C	"
6512	Bush, distance piece	For Eye-bolt adjusting	...	G.M.3103—2B	C	"
6508	Bush, spacer	For Bolt, towing arm to the steering yoke	C	"
—	Cap, sealing	Reference 6D/1367	—	—
6462	Clamp, cylinder	G.M.6354	B	each
—	Cover, outer, 16 in. x 4 in.	Reference 16T/657	—	—
—	Cover, outer, high pressure, 16 in. x 4 in.	Reference 16T/802	—	—
5774	Cylinder, deodorizing assembly	Complete	...	S.M.E.10011	1	A each
	Spares :—					
5395	Adaptor, inlet connection	S.M.E.39787	1	—
5394	Connections, inlet and outlet	S.M.E.39786	2	—
—	Filter	Reference 71BB/539	2	—
—	Plug, dust-protection metal, 5/8 in.	Reference 28R/11423 (A.G.S.595-E)	...	S.M.E.39032	2	—
5397	Ring, sealing toroidal	S.M.E.39791	1	—
5396	Washers, lead	S.M.E.39788	1	—
9439358	Cylinder, oxygen gas, deodorizing	For use with Oxygen charging trolleys, Oxygen charging units and Regulators.	...	1822B	A	each

RESTRICTED

135

RESTRICTED

AIRCRAFT SERVICING EQUIPMENT

SECTION 4G—cont.

1	2	3	4	5	6	7
	TROLLEYS—cont.					
	Oxygen charging, Mark 2—cont.					
	Spares—cont.					
	Hose assembly, flexible, H.P. oxygen :—					
—	Mark 4, 30-ft. lengths, rubber ...	Reference 6D/1703		—	—
6976	Lid, hinged ...	For canopy	—	A	each
—	Manifold assembly ...	Ref. No. 4873		—	—
—	Pipe, connecting, manifold to cylinder ...	Ref. No. 4277		—	—
—	Pipe, connecting, manifold to cylinder ...	Ref. No. 4278		—	—
—	Plug, blanking ...	Ref. No. 4324		—	—
—	Regulator, charging, H.P., Type A, Mark 2	Reference 6D/1334		—	—
6633	Spring, bonnet ...	C/w knob and anchor plate ...	G.M.8240. Items 92, 93, 94		C	set
—	Spring, catch, lid ...	Ref. No. 4323		—	—
	Steering unit :—					
	Spares :—					
—	Axle, stub, N.S. ...	Ref. No. 4312		—	—
—	Axle, stub, O.S. ...	Ref. No. 4311		—	—
—	Bearing, king pin ...	Ref. No. 4316		—	—
—	Brake, cable assembly, c/w shackle ...	Ref. No. 4492		—	—
—	Bush, king pin ...	Ref. No. 4319		—	—
—	Link, rod, track ...	Ref. No. 4322		—	—
—	Pin, king ...	Ref. No. 4320		—	—
—	Rod, track, complete ...	Ref. No. 4321		—	—
—	Spring, leaf ...	Ref. No. 4309		—	—
6974	Stud, wheel ...	For locking plate of brake assy. ...	G.M.10588. Sheet 1. Item 17	—	C	each
—	Yoke, steering ...	Ref. No. 4315		—	—
—	Tube, inner, industrial trolley. Type SB/ V7857.	Reference 16T/877. For use with Ref. Nos. 4520-4521.	...		—	—
—	Washer, .85 in. o.d. × .38 in. i.d. × ¼ in. thick.	Ref. No. 5109		—	—
—	Wheel, pneumatic-tyred, Mark 1, 16 in. × 4 in. × 6-ply.	Ref. No. 4520		—	—
	Spares :—					
—	Cap, hubs ...	Ref. No. 5073		—	—

RESTRICTED

RESTRICTED

AIRCRAFT SERVICING EQUIPMENT

SECTION 4G—cont.

1	2	3	4	5	6	7
	TROLLEYS—cont.					
	Oxygen charging, Mark 2—cont.					
	Spares—cont.					
	Wheel, pneumatic-tyred, Mark 1, 16 in. > 4 in. < 6-ply—cont.					
	Spares—cont.					
—	Hub	Ref. No. 5072			—	—
—	Nut, clamping	Ref. No. 5074			—	—
—	Nut, fixing	Ref. No. 5075			—	—
—	Piece, distance	Ref. No. 5076			—	—
—	Wheel, disc	Ref. No. 5077			—	—
—	Wheel, pneumatic-tyred, Mark 1A, 16 in. > 4 in. < 6-ply.	Ref. No. 4521			—	—
—	Spares :—					
—	Bearing, taper roller, single row, 1 1/4 in. bore x 2.4410 in. ext. diam. x 0.7150 in. wide.	Reference 2A/9501377	Timkin 15123/15245	1	—	—
—	Brake assembly	Ref. No. 5078			—	—
—	Brake, drum	Ref. No. 5079			—	—
—	Cap, hub	Ref. No. 5073			—	—
—	Hub	Ref. No. 5072			—	—
—	Nut, clamping	Ref. No. 5074			—	—
—	Nut, fixing	Ref. No. 5075			—	—
—	Piece, distance	Ref. No. 5076			—	—
—	Wheel, disc	Ref. No. 5077			—	—
3138	Oxygen cylinder, Type B	Complete with hoses, adaptors, and regulator. For naval aviation only.	G.M.10807	—	A	each
	Spares :—					
7169	Pipe	Cylinder Mark 7 or 7A to deodouriser... ..	G.M./B/32157A	1	B	”
7170	Pipe	Cylinder Mark 12 or 12A to deodouriser	G.M./B/32157B	1	B	”
7171	Pipe	Deodouriser to regulator	G.M./B/32154	1	B	”
6578	Wheel, 10 cwt. 16 in. x 4 in.	C/w. Tube and cover. Naval aviation only	E.N.648	—	A	”
4305	Power plant, air transportable, Type D		G.M.10379 and all relevant drgs.	—	A	”

RESTRICTED

RESTRICTED

AIRCRAFT SERVICING EQUIPMENT

SECTION 4G—cont.

1	2	3	4	5	6	7
	TROLLEYS—cont.					
6582	Refrigerant replenishment	S.K.12630	—	A	each
	Accessories :—					
6640	Adaptor, refrigerant replenishment	For Cylinder to Polythene hose	—	B	”
6660	Connection, adaptor, with control valve	For Ref. Nos. 6582 and 6640	G.E.135/60/4	—	B	”
6634	Manifold, five-way	D.166601	—	A	”
	Accessories :—					
6961	Coupling, adaptor, liquid receiver	176837	1	B	”
6960	Coupling, adaptor, vapour oil separator	176836	1	B	”
6684	Line, refrigerant supply	—	A	”
	Spares :—					
6989	Gauge, speedi-vac Model CG-1B 0-2 mm. mercury.	Code No. D.H.180/32	—	A	”
6592	Gauge, vacuum, 4 in. dial	—	A	”
6234	Servicing Bomb Carrier :—					
	Spares :—					
7400	Buffer	31/218	1	C	”
7399	Castor (855N.S.D.324)	S.K./8904/3	4	A	”
7401	Footlock T.L.C.H.	S.K./8904/4	2	A	”
7403	Screwcap Allen $\frac{3}{8}$ in. B.S.F. \times 2 $\frac{1}{2}$ in.	4	C	”
7402	Stop	S.K./9541	—	C	”
4042	Stowage	For engine and power-plant cowlings	G.M.8029 and relevant drgs.	—	A	”
4070	Bracket, corner	K.S.1695-1-5	1	B	”
4197	Castor	Fitted with 9 in. solid rubber, plain bearing wheel.	M.F.762/D	2	A	”
7189	Pin, locating, tray	G.M./2124-1	8	C	”
	Spares :—					
4198	Wheel	9 in. solid rubber, plain bearing	2	A	”
4069	Frame, base	K.S.1695-1-5	1	B	”

RESTRICTED

RESTRICTED

AIRCRAFT SERVICING EQUIPMENT

SECTION 4G—cont.

1	2	3	4	5	6	7
	TROLLEYS—cont.					
4876	Transport	For Nene engine stand. Naval aviation only	Pt. No. J.47041	—	A	each
5561	Transporting, gun package, Mark 2			—	A	..
	Spares :—					
5986	Bar, towing		A.R.M.92826	1	C	..
5980	Bush		A.R.M.92780	1	C	..
5987	Bush		12140	1	C	..
6054	Cam, brake shoe, c/w eyebolt		G.M./28707-2	1	C	..
5983	Clamp		A.R.M.92810	1	C	..
5584	Cradle, gun package, Mark 2			—	C	..
	Spares :—					
6225	Castor assembly		Sub-assy. of A.R.M.92812	4	B	..
5996	Fork, bush lifting		3210	1	C	..
5586	Gland, bearing, external			—	C	..
5587	Gland, bearing, internal			—	C	..
5588	Gland, plunger			—	C	..
5585	Gland, valve			—	C	..
5991	Jack assembly		A.R.M.92763	1	A	..
5997	Pin, cross member		A.R.M.92770	1	C	..
5985	Pin, grooved		G.P.I.	1	C	..
5993	Pin, jack, pivot		A.R.M.92765	1	C	..
6685	Pipe		A.R.M.92813	—	C	..
6686	Pipe		A.R.M.92815	—	C	..
6583	Pipe, hydraulic	From reservoir tank to pump	A.R.M.92808	—	C	..
5995	Plate, keep		A.R.M.92777	1	C	..
5990	Pump and handle assembly		A.R.M.92829	1	A	..
5589	Ring "O"			—	C	..
5591	Ring, piston "O"			—	C	..
5590	Ring, retaining, fluid			—	C	..
5982	Seal, felt		A.R.M.92782	1	C	..
5592	Seal, fluid			—	C	..
5994	Seal, oil		W.D.O.04699	1	C	..
5984	Stud		A.R.M.92811	1	C	..
5988	Tank assembly		A.R.M.92760	1	C	..

RESTRICTED

RESTRICTED
139

AIRCRAFT SERVICING EQUIPMENT

SECTION 4G—cont.

1	2	3	4	5	6	7
	TROLLEYS—cont.					
	Transporting, gun package, Mark 2—cont.					
	Spares—cont.					
5981	Turntable	A.R.M.92845	1	C	each
5989	Valve, control	A.R.M.92840	1	A	"
5992	Valve, reducing	A.R.M.92806	1	C	"
4422	Water/Methanol replenishment	G.A. G.M.10074 and relevant drgs.	—	A	"
	Accessories :—					
6717	Coupling, adaptor, Avimo unit B	For Britannia aircraft when trolley is used for distilled water replenishment only.	11C/1/50B	1	A	"
	Spares :—					
—	Cap dust	Ref. No. 7008	M.R.8294/1C	—	C	"
—	"O" Ring	Ref. No. 7009	M.R.8672/1D	—	C	"
—	Ring protecting	Ref. No. 7006	M.R.8288D	—	C	"
—	Seal	Ref. No. 7004	M.R.8285/1D	—	C	"
—	Seal fibre	Ref. No. 7007	M.R.8309D	—	C	"
—	Seating rubber	Ref. No. 7005	M.R.8286/1D	1	C	"
5205	Plate, inscription, A.L.10	G.M.6280D	—	C	each
5894	TYRE INFLATION ASSEMBLY, H.P.	Naval aviation only	B.237/57	1	A	"
	(Kismet), 0-350 p.s.i.					
	Spares :—	Naval aviation only				
5897	Adaptor, T	Kid. S.K.1542, Issue 1	1	C	"
5896	Connector, no loss, No. 900	Kid. S.K.1542, Issue 1	1	C	"
5895	Hose, assembly, 30 in. long	712/A.S.6253	1	C	"
	WHEELS, steel :—					
2439	12 in. × 2½ in.	D.I.S. G.S.1102, A.S. G.S.1163.	—	B	"
2473	16 in. × 3½ in., 1¼ in. hub bore	Kid. 1507	—	B	"
2345	30 in. × 5 in.	G.S.1880	—	A	"

RESTRICTED

RESTRICTED

AIRCRAFT SERVICING EQUIPMENT

SECTION 4G—cont.

1	2	3	4	5	6	7
	WHEELS, steel—cont.					
2363	Hub, 2½ in. wide, 1½ in. bore	D.I.S. G.S.1093, G.S.1882A/B.	—	A	each
2368	Hub, 4¾ in. wide, 1¾ in. bore	D.I.S. G.S.1091, G.S.1881A/B.	—	C	..
2371	Spares :— Collar	G.S.1881-4	—	C	..

RESTRICTED

RESTRICTED
141

**AIRCRAFT SERVICING EQUIPMENT
INDEX TO REFERENCE NUMBERS**

SECTION 4G—cont.

NOTE :—It should be noted that all 7-digit Reference Numbers are identical for R.A.F. and N.A.T.O. use, and in these cases the Group Class and former R.A.F. references are included in this index. When N.A.T.O. Numbers are required for external use the U.K. National Code Number of "99" is to be quoted and the full identification is to be shown as follows :—

**N.A.T.O. Group/Class
8120**

**U.K. National Code
99**

**Ref. Number
9439359**

Ref. No.	Page No.	Ref. No.	Page No.	Ref. No.	Page No.	Ref. No.	Page No.	Ref. No.	Page No.	Ref. No.	Page No.	Ref. No.	Page No.	Ref. No.	Page No.	Ref. No.	Page No.	Ref. No.	Page No.
1	74	2186	75	2438	57	2589	57	2621	95	2832	99	2879	78	3115	53	3174	103	3235	83
2	76	2188	76	2439	140	2590	94	2622	95	2835	99	2994	101	3116	53	3175	103	3236	84
129	74	2189	76	2463	93	2591	94	2623	94	2837	99	3025	12	3123	91	3176	103	3237	84
257	52	2190	76	2473	140	2592	94	2624	94	2838	99	3026	1	3124	91	3178	103	3251	32
711	52	2203	74	2509	16	2593	93	2626	94	2839	99	3027	1	3126	91	3179	103	3354	100
712	52	2267	78	2533	77	2595	16	2627	95	2840	100	3028	1	3136	99	3180	103	3355	99
1019	91	2302	78	2540	99	2596	43	2628	94	2844	100	3029	1	3137	104	3182	103	3357	101
1357	16	2307	78	2544	99	2597	44	2629	94	2845	100	3032	3	3138	137	3183	103	3358	101
1358	83	2308	78	2545	99	2598	44	2630	94	2846	100	3039	90	3152	91	3184	103	3391	97
1363	2	2309	78	2563	12	2599	44	2631	94	2847	100	3076	53	3155	99	3185	103	3395	94
1439	54	2311	54	2564	12	2601	43	2632	94	2848	100	3077	54	3156	99	3186	103	3396	94
1440	54	2315	98	2565	12	2602	43	2633	94	2849	100	3078	53	3157	102	3187	103	3414	54
1442	54	2343	101	2566	94	2603	44	2634	95	2851	100	3083	53	3158	102	3188	103	3416	95
1486	91	2345	140	2567	94	2604	44	2635	94	2852	100	3084	53	3159	102	3189	103	3417	95
1487	91	2351	75	2568	100	2605	96	2636	95	2853	100	3085	53	3160	102	3190	103	3428	32
1545	10	2352	76	2576	94	2607	96	2637	95	2855	100	3088	53	3161	102	3193	70	3430	17
1549	42	2353	76	2577	94	2609	95	2664	99	2856	100	3093	53	3162	102	3194	70	3433	2
1580	96	2357	75	2579	93	2610	93	2666	44	2857	100	3095	53	3163	102	3195	70	3434	96
2038	76	2363	141	2580	93	2611	93	2668	101	2858	101	3098	53	3164	102	3196	49	3435	44
2040	77	2368	141	2581	93	2612	95	2734	93	2861	101	3106	53	3166	102	3205	52	3438	44
2041	78	2371	141	2582	93	2613	95	2737	97	2862	101	3107	53	3168	102	3206	50	3439	44
2084	77	2374	13	2583	93	2614	94	2764	52	2864	101	3109	54	3169	102	3230	95	3440	44
2169	32	2376	13	2584	93	2616	94	2795	91	2866	100	3110	53	3170	102	3231	95	3441	44
2176	75	2377	13	2585	93	2617	94	2827	93	2867	100	3111	53	3171	102	3232	95	3446	50
2184	75	2378	13	2586	93	2619	94	2828	93	2875	78	3112	53	3172	102	3233	95	3451	100
2185	75	2421	76	2587	93	2620	94	2831	99	2876	78	3113	53	3173	103	3234	95	3452	96

RESTRICTED

143

RESTRICTED

AIRCRAFT SERVICING EQUIPMENT

SECTION 4G—cont.

INDEX TO REFERENCE NUMBERS

Ref. No.	Page No.	Ref. No.	Page No.	Ref. No.	Page No.	Ref. No.	Page No.	Ref. No.	Page No.	Ref. No.	Page No.	Ref. No.	Page No.	Ref. No.	Page No.	Ref. No.	Page No.	Ref. No.	Page No.
3454	96	3651	41	3788	2	3910	71	4036	15	4116	21	4197	138	4274	32	4310	11	4352	75
3456	96	3652	41	3789	2	3911	71	4037	15	4117	21	4198	138	4277	118	4311	12	4354	74
3550	13	3654	41	3790	2	3913	71	4038	15	4119	19	4200	106	4278	118	4312	12	4356	52
3591	92	3655	41	3791	2	3914	71	4039	15	4120	19	4206	41	4279	78	4315	12	4358	75
3593	2	3656	41	3794	2	3915	71	4040	15	4121	20	4213	16	4280	78	4316	12	4361	77
3594	82	3658	41	3798	3	3916	71	4041	15	4122	20	4220	134	4281	78	4319	12	4363	77
3596	101	3659	41	3799	3	3918	72	4042	138	4123	20	4221	116	4282	78	4320	12	4370	128
3597	101	3660	41	3800	3	3919	71	4069	138	4124	20	4226	19	4283	50	4321	12	4371	128
3602	95	3738	32	3809	3	3920	71	4070	138	4125	20	4227	28	4285	51	4322	12	4372	128
3604	92	3742	32	3810	3	3921	71	4092	25	4126	20	4229	24	4286	51	4323	118	4373	128
3605	92	3743	55	3818	106	3922	71	4093	25	4127	20	4230	11	4287	51	4324	118	4374	128
3607	92	3745	55	3821	69	3923	71	4094	25	4128	20	4243	25	4288	51	4326	11	4375	128
3608	92	3746	56	3845	69	3924	71	4095	25	4130	21	4253	126	4289	51	4327	11	4376	128
3609	92	3748	56	3849	56	3925	105	4096	21	4136	106	4255	130	4290	51	4328	11	4377	133
3610	92	3749	56	3850	56	3929	79	4099	20	4154	52	4256	132	4291	51	4329	11	4378	127
3611	92	3750	56	3858	76	3946	43	4100	19	4155	52	4257	131	4292	51	4330	11	4381	75
3614	92	3751	56	3859	76	3964	79	4101	19	4158	52	4258	133	4293	51	4331	11	4382	75
3623	51	3752	56	3861	91	3966	33	4102	19	4161	52	4259	127	4294	51	4332	11	4383	75
3624	51	3753	56	3862	91	3977	79	4103	19	4163	52	4260	109	4295	52	4333	11	4386	16
3632	51	3756	56	3863	79	3980	126	4104	20	4164	52	4261	110	4296	16	4334	11	4387	16
3633	51	3757	56	3892	71	3981	57	4105	20	4169	12	4262	109	4297	43	4335	11	4388	16
3634	51	3758	56	3893	71	3982	57	4106	21	4173	17	4263	111	4298	12	4336	11	4389	16
3635	51	3759	56	3894	71	3984	25	4107	21	4181	44	4264	133	4300	73	4338	11	4390	16
3636	51	3760	56	3895	71	3995	32	4108	21	4182	16	4266	79	4301	73	4342	33	4391	16
3637	51	3761	56	3897	71	3996	90	4109	21	4187	76	4267	79	4302	43	4343	34	4392	16
3640	51	3763	56	3900	71	3997	90	4110	21	4188	76	4268	79	4304	12	4344	39	4393	16
3641	51	3764	56	3901	71	4030	79	4111	21	4189	76	4269	50	4305	137	4345	77	4394	16
3643	51	3767	56	3903	71	4031	71	4112	21	4192	12	4270	127	4306	43	4346	77	4395	16
3645	51	3769	56	3904	71	4033	15	4113	21	4193	12	4271	107	4307	43	4349	75	4396	16
3646	51	3786	2	3907	71	4034	15	4114	21	4194	12	4272	123	4308	44	4350	75	4399	42
3647	52	3787	2	3909	71	4035	15	4115	21	4195	57	4273	32	4309	11	4351	75	4400	42

RESTRICTED

RESTRICTED

AIRCRAFT SERVICING EQUIPMENT

SECTION 4G—cont.

INDEX TO REFERENCE NUMBERS

Ref. No.	Page No.	Ref. No.	Page No.	Ref. No.	Page No.	Ref. No.	Page No.	Ref. No.	Page No.	Ref. No.	Page No.	Ref. No.	Page No.	Ref. No.	Page No.	Ref. No.	Page No.	Ref. No.	Page No.
4415	78	4456	28	4495	39	4548	131	4582	133	4614	127	4648	107	4680	110	4714	109	4746	81
4416	78	4457	28	4496	35	4549	131	4583	133	4615	110	4649	107	4681	110	4715	113	4752	80
4417	78	4458	28	4497	34	4552	131	4584	133	4616	108	4650	107	4682	110	4716	111	4753	80
4418	78	4459	26	4498	40	4554	130	4585	133	4617	111	4651	127	4683	110	4717	111	4754	80
4420	70	4461	26	4511	74	4555	130	4586	133	4618	126	4652	107	4684	111	4718	111	4756	80
4422	140	4462	26	4514	130	4556	128	4587	133	4619	110	4653	107	4685	110	4719	111	4757	80
4423	105	4463	26	4515	120	4557	128	4588	133	4620	108	4654	107	4686	111	4720	111	4758	80
4427	79	4464	26	4516	95	4558	130	4589	133	4621	111	4655	107	4687	110	4721	111	4759	80
4432	36	4465	26	4517	29	4559	134	4590	133	4622	110	4657	128	4688	111	4722	111	4760	81
4433	26	4466	26	4518	73	4560	131	4591	129	4623	133	4658	130	4689	110	4723	111	4761	80
4434	25	4467	26	4519	13	4561	134	4592	129	4624	108	4659	130	4690	110	4724	111	4762	80
4435	26	4468	27	4520	113	4562	133	4593	129	4626	112	4660	130	4691	110	4725	111	4763	80
4436	26	4469	27	4521	119	4563	133	4594	129	4627	111	4661	130	4692	110	4726	110	4764	80
4437	25	4470	26	4522	56	4564	133	4595	129	4628	108	4662	130	4693	110	4727	112	4765	80
4438	25	4471	26	4531	132	4565	133	4596	129	4629	112	4663	127	4695	111	4728	110	4766	80
4439	25	4472	28	4532	132	4566	133	4597	108	4630	112	4664	130	4696	110	4729	112	4767	80
4440	27	4473	28	4533	131	4567	133	4598	108	4631	112	4665	130	4697	111	4730	108	4768	80
4441	25	4474	28	4534	132	4568	131	4599	108	4632	112	4666	112	4698	112	4731	108	4769	80
4442	27	4475	28	4535	131	4569	131	4600	108	4633	112	4667	109	4700	106	4732	107	4770	80
4443	27	4476	27	4536	131	4570	131	4601	108	4634	112	4668	109	4702	110	4733	107	4772	26
4444	27	4477	26	4537	131	4571	131	4603	108	4635	112	4669	109	4703	112	4734	107	4773	25
4445	26	4478	26	4538	131	4572	131	4604	108	4636	112	4670	109	4704	110	4735	109	4774	25
4446	26	4479	27	4539	131	4573	128	4605	108	4637	112	4671	109	4705	109	4736	107	4775	28
4447	26	4480	25	4540	131	4574	133	4606	108	4638	112	4672	109	4706	109	4737	107	4777	25
4448	27	4481	25	4541	131	4575	110	4607	108	4640	131	4673	109	4707	109	4738	112	4778	28
4449	27	4482	26	4542	131	4576	111	4608	109	4641	133	4674	109	4708	109	4740	108	4787	133
4450	27	4485	79	4543	132	4577	133	4609	108	4642	133	4675	109	4709	109	4741	108	4788	79
4451	27	4490	84	4544	132	4578	130	4610	108	4643	127	4676	109	4710	109	4742	108	4789	80
4452	27	4492	12	4545	132	4579	130	4611	107	4644	128	4677	110	4711	109	4743	81	4790	81
4453	27	4493	39	4546	132	4580	130	4612	111	4645	127	4678	110	4712	113	4744	81	4791	37
4455	28	4494	39	4547	131	4581	131	4613	107	4647	107	4679	110	4713	110	4745	80	4794	37

RESTRICTED

RESTRICTED

AIRCRAFT SERVICING EQUIPMENT

SECTION 4G—cont.

INDEX TO REFERENCE NUMBERS

Ref. No.	Page No.	Ref. No.	Page No.	Ref. No.	Page No.	Ref. No.	Page No.	Ref. No.	Page No.	Ref. No.	Page No.	Ref. No.	Page No.	Ref. No.	Page No.	Ref. No.	Page No.	Ref. No.	Page No.
4795	40	4827	38	4867	29	4966	4	4997	5	5028	7	5090	35	5127	122	5158	121	5189	123
4796	40	4828	38	4869	82	4967	4	4998	5	5029	7	5091	35	5128	122	5159	121	5190	123
4797	40	4829	38	4870	11	4968	4	4999	5	5030	7	5092	35	5129	122	5160	121	5191	123
4798	40	4830	38	4871	95	4969	4	5000	5	5031	7	5093	35	5130	122	5161	121	5192	123
4799	41	4831	38	4873	118	4970	4	5001	5	5032	7	5094	34	5131	122	5162	121	5199	52
4800	41	4832	34	4876	139	4971	4	5002	6	5033	7	5095	34	5132	122	5163	121	5201	103
4801	34	4833	34	4878	102	4972	4	5003	6	5034	7	5096	35	5133	122	5164	121	5202	105
4802	34	4834	34	4897	42	4973	4	5004	6	5035	7	5097	34	5134	123	5165	121	5203	106
4803	34	4835	34	4898	42	4974	4	5005	6	5036	7	5098	35	5135	123	5166	121	5204	112
4804	34	4836	34	4899	42	4975	5	5006	6	5037	7	5099	35	5136	123	5167	121	5205	140
4805	36	4837	40	4900	42	4976	5	5007	6	5038	7	5100	35	5137	123	5168	121	5207	127
4806	36	4838	37	4901	42	4977	5	5008	6	5039	7	5101	35	5138	123	5169	121	5208	14
4807	36	4839	38	4905	84	4978	5	5009	6	5040	7	5102	34	5139	120	5170	121	5209	14
4808	36	4840	38	4906	84	4979	5	5010	6	5041	7	5103	34	5140	120	5171	121	5210	127
4809	36	4841	38	4907	84	4980	5	5011	6	5042	7	5104	14	5141	120	5172	121	5211	84
4810	40	4842	38	4908	84	4981	5	5012	6	5043	7	5109	12	5142	120	5173	121	5212	84
4811	40	4843	38	4909	84	4982	5	5013	6	5044	7	5110	120	5143	120	5174	121	5214	85
4812	40	4844	38	4910	56	4983	5	5014	6	5045	7	5111	120	5144	120	5175	121	5215	85
4813	39	4845	34	4911	74	4984	5	5015	6	5046	7	5112	120	5145	120	5176	121	5216	86
4814	39	4846	40	4912	74	4985	5	5016	6	5047	7	5113	120	5146	120	5177	122	5217	86
4816	39	4847	34	4913	74	4986	5	5017	6	5048	6	5114	120	5147	120	5178	122	5218	86
4817	37	4848	92	4914	73	4987	5	5018	6	5071	11	5115	120	5148	120	5179	122	5219	87
4818	37	4855	78	4915	74	4988	5	5019	6	5072	119	5116	120	5149	120	5180	122	5220	86
4819	37	4856	92	4918	7	4989	5	5020	6	5073	113	5119	122	5150	122	5181	122	5221	86
4820	37	4857	106	4955	26	4990	5	5021	6	5074	119	5120	121	5151	120	5182	122	5222	86
4821	37	4858	106	4956	36	4991	5	5022	6	5075	119	5121	121	5152	120	5183	122	5223	87
4822	37	4862	32	4957	35	4992	5	5023	6	5076	119	5122	121	5153	120	5184	122	5224	87
4823	37	4863	106	4958	35	4993	5	5024	6	5077	119	5123	121	5154	120	5185	122	5225	89
4824	37	4864	4	4959	50	4994	5	5025	7	5078	119	5124	121	5155	120	5186	122	5226	89
4825	38	4865	105	4960	91	4995	5	5026	7	5079	119	5125	122	5156	121	5187	122	5227	89
4826	38	4866	79	4965	36	4996	5	5027	7	5080	42	5126	122	5157	121	5188	123	5228	89

RESTRICTED

RESTRICTED

AIRCRAFT SERVICING EQUIPMENT

SECTION 4G—cont.

INDEX TO REFERENCE NUMBERS

Ref. No.	Page No.	Ref. No.	Page No.	Ref. No.	Page No.	Ref. No.	Page No.	Ref. No.	Page No.	Ref. No.	Page No.	Ref. No.	Page No.	Ref. No.	Page No.	Ref. No.	Page No.	Ref. No.	Page No.
5229	89	5260	85	5293	87	5324	73	5381	20	5421	13	5562	82	5620	13	5682	48	5787	2
5230	89	5261	85	5294	87	5325	124	5382	20	5423	26	5563	50	5628	48	5683	55	5792	30
5231	89	5262	86	5295	87	5326	124	5383	20	5435	54	5565	47	5635	70	5684	55	5793	31
5232	89	5263	86	5296	87	5327	124	5384	20	5440	31	5566	14	5641	29	5685	55	5794	31
5233	89	5264	86	5297	87	5328	86	5385	20	5453	13	5570	106	5642	4	5686	55	5803	116
5234	89	5265	86	5298	87	5329	89	5386	20	5455	15	5571	106	5643	4	5687	46	5806	37
5235	89	5266	86	5299	88	5330	89	5387	20	5456	15	5572	47	5644	4	5688	3	5812	79
5236	89	5267	86	5300	88	5331	89	5388	20	5457	15	5578	14	5645	4	5695	52	5813	36
5237	89	5268	86	5301	88	5332	89	5389	42	5458	15	5584	139	5646	4	5696	19	5814	39
5238	89	5270	86	5302	88	5333	127	5390	90	5540	28	5585	139	5647	4	5704	4	5815	40
5239	84	5271	86	5303	88	5334	57	5391	79	5541	28	5586	139	5650	84	5707	29	5816	34
5240	84	5272	86	5304	88	5335	32	5392	80	5542	27	5587	139	5651	84	5708	31	5817	40
5241	84	5273	86	5305	88	5347	5	5394	135	5543	28	5588	139	5652	49	5709	29	5818	40
5242	84	5274	86	5306	89	5350	19	5395	135	5544	28	5589	139	5653	50	5711	73	5819	40
5243	85	5275	86	5307	89	5351	19	5396	135	5545	27	5590	139	5654	49	5712	73	5820	40
5244	85	5276	86	5308	89	5352	19	5397	135	5546	28	5591	139	5658	73	5713	4	5821	34
5245	85	5278	86	5309	88	5353	19	5403	28	5547	55	5592	139	5660	50	5719	4	5822	36
5246	85	5279	87	5310	88	5354	19	5404	28	5548	55	5596	13	5664	82	5720	4	5823	36
5247	85	5280	87	5311	88	5355	19	5405	29	5549	54	5598	14	5668	4	5721	33	5824	35
5248	85	5281	87	5312	88	5356	19	5406	29	5550	55	5599	14	5670	4	5724	44	5825	35
5249	85	5282	86	5313	88	5357	19	5407	28	5551	55	5600	14	5671	70	5728	54	5826	38
5250	85	5283	87	5314	88	5358	8	5408	28	5552	55	5601	13	5672	82	5742	84	5827	38
5251	85	5284	87	5315	88	5359	24	5409	28	5553	55	5602	14	5673	102	5771	14	5828	38
5252	85	5285	87	5316	89	5360	24	5410	29	5554	55	5603	13	5674	31	5774	135	5829	38
5253	85	5286	87	5317	89	5364	24	5411	29	5555	55	5604	14	5675	54	5775	47	5830	37
5254	85	5287	87	5318	89	5365	24	5412	29	5556	55	5605	13	5676	54	5776	47	5831	34
5255	85	5288	87	5319	88	5366	24	5413	27	5557	55	5611	90	5677	55	5778	47	5832	38
5256	85	5289	87	5320	90	5369	39	5414	29	5558	55	5613	12	5678	55	5780	31	5833	38
5257	85	5290	88	5321	90	5371	4	5417	33	5559	55	5615	23	5679	55	5783	38	5834	36
5258	85	5291	87	5322	90	5378	9	5418	33	5560	55	5618	13	5680	58	5784	36	5835	36
5259	85	5292	87	5323	37	5379	130	5420	60	5561	139	5619	13	5681	55	5785	38	5836	40

RESTRICTED

RESTRICTED

AIRCRAFT SERVICING EQUIPMENT

SECTION 4C—cont.

INDEX TO REFERENCE NUMBERS

Ref. No.	Page No.	Ref. No.	Page No.	Ref. No.	Page No.	Ref. No.	Page No.	Ref. No.	Page No.	Ref. No.	Page No.	Ref. No.	Page No.	Ref. No.	Page No.	Ref. No.	Page No.	Ref. No.	Page No.
5837	38	5873	24	5923	30	5954	47	5988	139	6058	70	6119	50	6156	9	6205	106	6249	117
5838	38	5874	16	5924	30	5955	47	5989	140	6059	70	6120	32	6157	9	6206	90	6250	74
5839	35	5875	85	5925	30	5956	49	5990	139	6060	8	6121	86	6158	9	6210	70	6251	1
5840	38	5877	8	5926	30	5957	48	5991	139	6062	49	6122	42	6159	9	6211	70	6252	14
5841	38	5878	58	5927	29	5958	48	5992	140	6063	49	6124	7	6160	9	6212	72	6255	1
5842	39	5880	50	5928	29	5959	48	5993	139	6064	48	6125	2	6161	10	6214	72	6256	1
5843	36	5881	50	5929	29	5960	48	5994	139	6065	48	6126	30	6162	10	6215	72	6257	13
5844	40	5882	19	5930	30	5961	48	5995	139	6066	48	6127	29	6163	9	6216	72	6259	126
5845	39	5885	1	5931	30	5962	48	5996	139	6067	48	6131	33	6164	10	6217	72	6261	3
5846	36	5886	1	5932	30	5963	47	5997	139	6068	48	6133	9	6165	10	6219	72	6264	19
5847	36	5887	1	5933	30	5964	47	5998	84	6069	49	6134	10	6166	10	6221	30	6266	3
5848	35	5888	117	5934	30	5965	33	5999	90	6070	48	6135	9	6167	39	6222	87	6267	82
5849	37	5894	140	5935	30	5966	33	6000	90	6071	49	6136	9	6168	39	6225	139	6268	63
5850	38	5895	140	5936	31	5967	33	6001	106	6072	49	6137	9	6169	39	6226	30	6269	72
5851	34	5896	140	5937	31	5968	23	6002	103	6073	49	6138	9	6170	39	6227	74	6270	44
5852	40	5897	140	5938	31	5969	23	6003	105	6074	49	6139	10	6171	87	6228	74	6271	44
5853	35	5900	50	5939	31	5970	22	6035	86	6075	48	6140	9	6172	21	6230	57	6272	44
5854	35	5901	54	5940	31	5971	2	6038	91	6087	58	6141	10	6173	10	6231	57	6273	44
5855	35	5902	61	5941	31	5973	102	6039	91	6089	47	6142	9	6176	88	6232	57	6274	45
5856	36	5903	57	5942	31	5974	89	6040	91	6090	15	6143	9	6179	33	6234	138	6275	45
5857	36	5906	21	5943	31	5975	39	6041	87	6091	15	6144	10	6181	70	6235	105	6276	45
5863	23	5911	57	5944	31	5977	57	6042	88	6102	24	6145	10	6182	3	6237	42	6277	45
5864	24	5913	30	5945	31	5978	102	6046	87	6103	32	6146	10	6183	3	6238	23	6278	45
5865	24	5914	29	5946	31	5980	139	6048	48	6105	23	6147	9	6185	88	6240	88	6279	45
5866	24	5916	89	5947	31	5981	140	6049	48	6106	23	6148	10	6186	90	6241	106	6280	45
5867	24	5917	88	5948	31	5982	139	6051	48	6107	21	6149	10	6188	90	6243	58	6281	45
5868	24	5918	88	5949	31	5983	139	6052	88	6108	21	6150	10	6189	90	6244	58	6282	45
5869	24	5919	88	5950	47	5984	139	6053	87	6109	32	6151	9	6190	70	6245	59	6283	45
5870	24	5920	86	5951	47	5985	139	6054	139	6111	30	6152	10	6200	87	6246	1	6284	45
5871	24	5921	85	5952	47	5986	139	6055	21	6112	87	6153	9	6203	57	6247	85	6285	45
5872	24	5922	29	5953	47	5987	139	6056	22	6118	87	6155	10	6204	57	6248	62	6286	45

RESTRICTED

RESTRICTED

AIRCRAFT SERVICING EQUIPMENT

SECTION 4G—cont.

INDEX TO REFERENCE NUMBERS

Ref. No.	Page No.	Ref. No.	Page No.	Ref. No.	Page No.	Ref. No.	Page No.	Ref. No.	Page No.	Ref. No.	Page No.	Ref. No.	Page No.	Ref. No.	Page No.	Ref. No.	Page No.	Ref. No.	Page No.
6287	45	6318	46	6350	69	6387	30	6436	22	6471	61	6508	135	6543	15	6582	138	6628	47
6288	45	6319	46	6351	69	6388	88	6437	22	6472	61	6509	135	6544	24	6583	139	6629	14
6289	45	6320	85	6352	69	6392	22	6438	23	6473	61	6510	135	6545	24	6584	126	6631	33
6290	45	6322	87	6353	69	6395	30	6439	23	6474	61	6511	135	6546	24	6585	126	6633	136
6291	45	6323	33	6354	68	6396	73	6440	23	6475	69	6512	135	6547	24	6592	138	6634	138
6292	45	6324	61	6355	68	6397	1	6441	22	6476	61	6516	83	6548	24	6593	30	6635	19
6293	45	6325	62	6356	62	6398	1	6442	22	6477	61	6517	15	6549	24	6594	13	6636	19
6294	45	6326	62	6357	62	6399	2	6443	22	6478	61	6518	50	6550	8	6596	33	6637	73
6295	45	6327	62	6358	62	6400	2	6444	22	6479	61	6519	50	6551	9	6597	93	6638	73
6296	45	6328	62	6359	62	6401	2	6445	23	6480	63	6521	40	6552	9	6598	106	6640	138
6297	45	6329	62	6360	62	6402	1	6446	23	6481	69	6522	90	6553	8	6599	70	6641	3
6298	45	6330	63	6361	62	6405	1	6447	23	6482	69	6523	48	6554	9	6604	31	6642	11
6299	45	6331	63	6362	62	6406	1	6448	23	6483	69	6524	59	6555	8	6605	31	6643	11
6300	45	6332	63	6363	62	6410	1	6449	23	6484	69	6525	59	6556	8	6606	31	6644	30
6301	46	6333	63	6364	62	6417	1	6450	22	6485	69	6526	16	6557	8	6607	31	6646	8
6302	46	6334	63	6365	62	6420	83	6451	22	6486	69	6527	15	6559	8	6608	90	6647	83
6303	46	6335	63	6366	62	6421	83	6452	23	6487	69	6528	33	6560	8	6610	33	6659	46
6304	46	6336	63	6367	62	6422	83	6453	23	6488	64	6529	88	6561	8	6611	33	6660	138
6305	46	6337	63	6368	62	6423	22	6454	23	6489	64	6530	88	6562	8	6612	33	6665	48
6306	46	6338	63	6369	62	6424	22	6455	22	6490	64	6531	85	6563	8	6614	85	6666	10
6307	46	6339	63	6370	62	6425	22	6456	22	6491	68	6532	86	6564	8	6615	47	6667	42
6308	46	6340	63	6371	61	6426	22	6457	22	6492	68	6533	24	6565	8	6616	30	6668	59
6309	46	6341	63	6372	61	6427	22	6458	22	6493	68	6534	24	6566	8	6617	82	6675	10
6310	46	6342	63	6373	61	6428	22	6459	23	6494	68	6535	86	6567	8	6618	82	6676	58
6311	46	6343	63	6376	42	6429	22	6460	23	6495	68	6536	90	6568	8	6620	89	6677	58
6312	46	6344	64	6377	88	6430	23	6461	42	6496	68	6537	86	6569	8	6621	9	6678	58
6313	46	6345	64	6378	88	6431	23	6462	135	6500	66	6538	90	6570	8	6622	48	6679	32
6314	46	6346	64	6379	88	6432	22	6466	3	6501	66	6539	87	6571	8	6623	47	6680	32
6315	46	6347	65	6384	30	6433	22	6467	72	6502	66	6540	88	6572	8	6625	33	6681	60
6316	46	6348	65	6385	49	6434	22	6468	72	6503	66	6541	113	6576	13	6626	70	6684	138
6317	46	6349	61	6386	29	6435	22	6470	61	6505	10	6542	54	6578	137	6627	47	6685	139

RESTRICTED

149

RESTRICTED

AIRCRAFT SERVICING EQUIPMENT

SECTION 4G—cont.

INDEX TO REFERENCE NUMBERS

Ref. No.	Page No.	Ref. No.	Page No.	Ref. No.	Page No.	Ref. No.	Page No.	Ref. No.	Page No.	Ref. No.	Page No.	Ref. No.	Page No.	Ref. No.	Page No.	Ref. No.	Page No.	Ref. No.	Page No.
6686	139	6722	58	6779	47	6815	116	6850	9	6882	114	6913	115	6957	15	7019	73	7154	59
6687	9	6724	113	6780	47	6816	115	6852	116	6883	115	6914	115	6958	82	7020	14	7155	59
6688	42	6725	73	6781	47	6819	60	6853	115	6884	114	6915	116	6960	138	7022	59	7156	59
6689	42	6726	58	6782	47	6820	60	6854	115	6885	116	6916	114	6961	138	7023	59	7157	59
6690	42	6735	123	6783	47	6821	60	6855	114	6886	116	6917	114	6967	72	7025	58	7158	59
6691	43	6736	92	6784	47	6822	60	6856	115	6887	116	6918	114	6968	117	7026	84	7165	72
6692	42	6738	4	6785	46	6823	60	6857	116	6888	114	6919	114	6969	134	7028	2	7166	72
6693	59	6739	58	6786	46	6824	60	6858	115	6889	116	6920	114	6970	134	7029	2	7167	117
6694	72	6740	6	6787	47	6825	60	6859	114	6890	115	6921	114	6971	117	7030	2	7168	117
6695	72	6741	6	6788	47	6826	60	6860	115	6891	114	6922	114	6972	92	7031	2	7169	137
6696	72	6743	1	6789	46	6827	60	6861	115	6892	115	6923	114	6974	136	7035	33	7170	137
6697	72	6745	82	6790	46	6828	60	6862	114	6893	114	6924	116	6976	136	7036	33	7171	137
6698	72	6746	82	6791	83	6829	60	6863	113	6894	116	6926	115	6978	73	7042	59	7189	138
6699	72	6754	33	6792	83	6830	60	6864	115	6895	116	6927	114	6979	86	7044	91	7190	58
6700	72	6755	30	6793	83	6831	60	6865	115	6896	116	6928	114	6981	82	7046	58	7191	58
6701	72	6756	30	6794	83	6832	60	6866	116	6897	113	6929	115	6982	82	7047	15	7192	85
6702	72	6757	30	6795	83	6833	60	6867	116	6898	115	6930	115	6985	59	7049	58	7193	22
6703	72	6758	30	6796	83	6834	60	6868	115	6899	116	6931	116	6989	138	7050	59	7194	59
6704	72	6759	29	6797	83	6835	60	6869	114	6900	115	6932	115	6992	59	7051	58	7197	83
6705	72	6760	30	6798	83	6836	60	6870	113	6901	113	6933	116	6993	43	7052	58	7199	8
6706	2	6764	49	6799	83	6837	60	6871	116	6902	116	6934	114	6994	42	7053	59	7200	72
6707	10	6765	58	6800	83	6838	60	6872	115	6903	115	6935	115	7003	14	7054	58	7213	73
6708	3	6766	10	6801	83	6839	60	6873	114	6904	115	6936	114	7004	106	7055	105	7214	58
6709	58	6767	10	6802	83	6840	60	6874	114	6905	116	6937	73	7005	106	7059	55	7227	73
6711	123	6768	72	6803	83	6841	60	6875	113	6906	114	6946	58	7006	106	7060	91	7232	13
6712	58	6769	57	6804	83	6842	60	6876	114	6907	113	6947	58	7007	106	7126	59	7399	138
6717	140	6770	57	6805	83	6843	60	6877	115	6908	114	6948	58	7008	106	7127	59	7400	138
6718	3	6773	70	6810	1	6844	60	6878	114	6909	116	6949	58	7009	106	7128	59	7401	138
6719	3	6775	59	6811	73	6845	60	6879	115	6910	115	6950	72	7012	82	7129	59	7402	138
6720	92	6776	59	6812	83	6847	90	6880	113	6911	115	6951	72	7013	59	7147	58	7403	138
6721	49	6777	59	6814	116	6849	9	6881	114	6912	115	6955	59	7017	114	7153	59	7905	126

RESTRICTED

RESTRICTED

AIRCRAFT SERVICING EQUIPMENT

SECTION 4G—cont.

INDEX TO REFERENCE NUMBERS

Ref. No.	Page No.	Ref. No.	Page No.	Ref. No.	Page No.	Ref. No.	Page No.	Ref. No.	Page No.	Ref. No.	Page No.	Ref. No.	Page No.	Ref. No.	Page No.	Ref. No.	Page No.	Ref. No.	Page No.
7906	126																		
7907	126																		
7908	126																		
7973	113																		
7974	113																		
7975	113																		
7976	113																		
7977	113																		
7978	113																		
7979	113																		
7980	113																		
7981	113																		
7982	113																		
7984	113																		

RESTRICTED

RESTRICTED

AIRCRAFT SERVICING EQUIPMENT

SECTION 4G—cont.

INDEX TO REFERENCE NUMBERS

Ref. No.	A.B.C.S.C. Group/ Class No.	Old Ref. No.	Page No.	Ref. No.	A.B.C.S.C. Group/ Class No.	Old Ref. No.	Page No.	Ref. No.	A.B.C.S.C. Group/ Class No.	Old Ref. No.	Page No.
9439358	8120		135								

RESTRICTED

RESTRICTED

RESTRICTED

Issued with A/L. 234

**AIR PUBLICATION 1086
BOOK 15
SECOND EDITION**

**SECTION 4GA
WINCHES, BOMB AND SPARES**

**ITEMS UNDER SECTION 4GA
ARE COVERED BY VOTE 7FI(a)**

RESTRICTED

VOCABULARY OF ROYAL AIR FORCE EQUIPMENT

WINCHES, BOMB and SPARES

SECTION 4GA

(22nd March, 1965)

RESTRICTED

RESTRICTED

Ref. No.	Nomenclature	Detail	Applicability	Part or Drawing No.	No. Of	Class of Store	Denom. of Qty.
1	2	3	4	5	6	7	8
3246	WINCHES, bomb:— 1,000 lb.		D.I.S.G.G.103 and relevant drgs. G.G.B.7232	—	A	each
2331	2,000 lb.	Comprising:— Winch bomb (Ref. No. 2331) fitted with MOD/ARM/ 109 and MOD/ARM/12			—	A	"
8304	2,000 lb.		1	A	"		
2348	4,000 lb.			D.I.S.G.G.120 and sched. A6739.	—	A	"
3580	6,000 lb.			D.I.S.G.G.106	—	A	"

WINCHES, BOMB and SPARES

SECTION 4GA—cont.

1	2	3	4	5	6	7	8
		ACCESSORIES					
8077	ADAPTOR, pin	For 7,000 lb. bomb carrier	4GA/3246 and 8304	7705G	1	C	each
2284	CONNECTOR, Type A	4GA/3246	ARM.14417-1	—	A	"
2327	CONNECTOR, Type B	4GA/2348 4GA/3580	ARM.14433	—	A	"
8078	PLUG, reaction	For 7,000 lb. bomb carrier	4GA/3246 and 8304	7704G	—	C	"
3815	TUBE, extension	For use with 12,000 lb. and 22,000 lb. bombs.	4GA/2348 4GA/3580	B.9318	—	A	"

RESTRICTED

RESTRICTED

WINCHES, BOMB and SPARES

SECTION 4GA—cont.

1	2	3	4	5	6	7	8
		ASSEMBLIES					
1	BRAKE BAND	Demand components ..	4GA/2331 and 3246.	C.5983	—	A	each
	Comprising:—						
4	Adjuster, brake		2550/71	1	C	"
2	Band, brake	Complete with fabric and rivets.		C.3263	1	B	"
3	Hinge, brake		C.4241	1	C	"
331	Nut, brake adjusting		2550/68	1	C	"
8	Pin, brake		C.3227	1	C	"
—	Pin, cotter, split, nickel alloy, $\frac{3}{8}$ in. \times $\frac{1}{2}$ in. long	Reference 28P/12645 ..			1	—	—
—	Rivet, aluminium alloy (magnesium 5%) L58, snaphead, $\frac{1}{2}$ in. dia \times $\frac{3}{8}$ in. long	Reference 28Q/7132 ..			2	—	—
—	Rivet, aluminium alloy (magnesium 5%) L58, snaphead, $\frac{1}{2}$ in. dia \times $\frac{1}{2}$ in. long	Reference 28Q/7134 ..			2	—	—
7	Spring, brake		D.4016	1	C	each
332	Washer, brake lock		2550/69	1	C	"
184	BRAKE SHOE	Demand components ..	4GA/2348, 3580	C.7706	—	A	"
	Comprising:—						
258	Adjuster, brake		D.7447	1	C	"
261	Lining, brake		D.7661	2	C	"
322	Shoe, brake		C.7428	1	C	"
259	Spring, brake compression		D.7649	2	C	"
116	CAGE	Demand components ..	4GA/2331	B.5980	—	A	"
	Comprising:—						
—	Bolt, steel, high tensile, non-stainless, hex. head, 2BA \times 1.9 in. long	Reference 28D/7238 ..			6	—	—
117	Cage, half		C.3483	2	B	each
120	Circlip, internal, 1 in.			6	C	"
119	Cup, bearing		C.3486	6	C	"
—	Nut, steel, mild, plain, R.H. thread, 2BA ..	Reference 28M/9419526			6	—	—

RESTRICTED

RESTRICTED

WINCHES, BOMB and SPARES

SECTION 4GA—cont.

1	2	3	4	5	6	7	8
		ASSEMBLIES—cont.					
	CAGE—cont. Comprising—cont.						
118	Tube, dowel	Reference 28W/3098 ..		C.3485	3	C	each
—	Washer, steel, spring, thick, single, 0.20 in. i/d				6	—	—
190	CAGE	Demand components ..	4GA/2348, 3580	B.7702	—	A	each
—	Comprising:—						
—	Circlip, internal, 1 in.	Ref. No. 120			6	—	—
—	Cup, bearing	Ref. No. 119			6	—	—
—	Tube, dowel	Ref. No. 118			3	—	—
352	CAGE	Demand components ..	4GA/3246	B.8746	—	A	each
—	Comprising:—						
334	Cage			B.8152	2	B	"
—	Circlip, internal, 1 in.	Ref. No. 120			6	—	—
—	Cup, bearing	Ref. No. 119			6	—	—
—	Tube, dowel	Ref. No. 118			3	—	—
9	CASING	Demand components ..		B.5965	—	A	each
—	Comprising:—						
329	Body, pawl, buffer	Reference 28D/7237 ..		C.3461	1	C	"
—	Bolt, steel, high tensile, non-stainless, hex. head, 2BA × 1.4 in. long	Reference 28D/7077 ..			8	—	—
—	Bolt, steel, mild, non-stainless, hex. head, 2BA × 1.4 in. long				8	—	—
11	Cap, handle			C.3211	1	C	each
—	Nut, stiff, standard, hex., mild steel, 2BA ..	Reference 28M/10288 ..	4GA/3246, 2331		8	—	—
—	Nut, stiff, standard, hex., mild steel, $\frac{5}{16}$ in. B.S.F.	Reference 28M/10291 ..			1	—	—
—	Rivet, aluminium alloy, L37, self finish, flat head, $\frac{1}{8}$ in. dia × $\frac{1}{4}$ in. long	Reference 28Q/5373 ..			—	—	—
—	Screw, Parker-Kalon, Type U, roundhead, No. 0 × $\frac{3}{16}$ in. long	Reference 28S/6624 ..			4	—	—
—	Washer, steel, bright, 0.19 in. i/d × 0.50 in. ext. dia	Reference 28W/3071 ..			4	—	—

RESTRICTED

RESTRICTED

WINCHES, BOMB and SPARES

SECTION 4GA—cont.

1	2	3	4	5	6	7	8
		ASSEMBLIES—cont.					
121	CASING	Demand components ..	4GA/2331	B.5966	—	A	each
	Comprising:—						
—	Body, pawl buffer	Ref. No. 329			1	—	—
—	Bolt, steel, high tensile, non-stainless, hex. head, 2BA × 1.4 in. long	Reference 28D/7237 ..			8	—	—
—	Bolt, steel, mild, non-stainless, hex. head, 2BA × 1.4 in. long	Reference 28D/7077 ..			2	—	—
—	Cap, handle	Ref. No. 11			1	—	—
122	Casing		A.3473, B.3478	1	B	each
—	Nut, stiff, standard, hex. mild steel, 2BA ..	Reference 28M/10288 ..			10	—	—
—	Nut, stiff, standard, hex. mild steel, $\frac{5}{16}$ in. B.S.F.	Reference 28M/10291 ..			1	—	—
123	Plate, instruction		D.4888	1	C	each
363	Plate, name		D.7412	1	C	—
—	Rivet, aluminium alloy, L37, self finish, flat head, $\frac{1}{8}$ in. dia × $\frac{1}{4}$ in. long	Reference 28Q/5373 ..			1	—	—
—	Screw, Parker-Kalon, Type U, roundhead, No. 0 × $\frac{3}{16}$ in. long	Reference 28S/6624 ..			4	—	—
192	CASING	4GA/2348	B.7701	—	A	each
	CASING	Demand components ..	4GA/3246		—	—	—
	Consisting of:—						
—	Body, pawl buffer	Ref. No. 329			1	—	—
—	Cap, handle	Ref. No. 11			1	—	—
—	Casing	Ref. No. 122			1	—	—
—	Plate, instruction	Ref. No. 123			1	—	—
15	CASING COVER	Demand components ..		B.5967	—	A	each
	Comprising:—						
—	Nut, steel, mild, plain, R.H. thread, 2BA ..	Reference 28M/9419526			3	—	—
17	Stud, motor	4GA/2331, 3246, 3360	C.3195	3	C	each

RESTRICTED

RESTRICTED

WINCHES, BOMB and SPARES

SECTION 4GA—cont.

1	2	3	4	5	6	7	8
		ASSEMBLIES—cont.					
124	CASING COVER	Demand components ..	4GA/2331, 3246	B.5968	—	B	each
	Comprising:—						
125	Cover, casing		B.3477	1	B	..
—	Nut, steel, mild, plain, R.H. thread, 2BA ..	Reference 28M/9419526 ..			3	—	—
—	Stud, motor	Ref. No. 17			3	—	—
197	DRUM	Demand components ..	4GA/2348, 3580	B.7710	—	A	each
	Comprising:—						
362	Drum, sub-assembly	Comprising cover, rim and wall.		A.6333, A.5419, B.6132, B.6131, C.6118	1	B	..
315	Plate, rope securing			1	C	..
126	FIXED GEAR	Demand components ..	4GA/2331	B.5977	—	A	..
	Comprising:—						
130	Body, free wheel		C.3492	1	B	..
128	Bolt, shaft		C.3498	8	C	..
127	Gear, fixed		C.3475	1	B	..
25	Pawl, free wheel and brake		2550/66	2	C	..
132	Peg		C.3497	1	C	..
333	Plug		C.3506	1	C	..
129	Ratchet, free wheel		C.3493	1	C	..
131	Ring, retaining		C.3507	1	C	..
134	Seal, oil		EC.262120	1	C	..
26	Spring, brake and free wheel pawl		2550/67	2	C	..
351	FIXED GEAR	Demand components ..	4GA/3246	B.8745	—	A	..
	Comprising:—						
—	Body, free wheel	Ref. No. 130			1	—	—
—	Bolt, shaft	Ref. No. 128			8	—	—
—	Pawl, free wheel and brake	Ref. No. 25			4	—	—
—	Ring, retaining	Ref. No. 131			1	—	—
—	Spring, brake and free wheel pawl	Ref. No. 26			4	—	—

RESTRICTED

RESTRICTED

WINCHES, BOMB and SPARES

SECTION 4GA—cont.

1	2	3	4	5	6	7	8
		ASSEMBLIES—cont.					
18	FORK	Demand components ..	4GA/3246	C.5985	—	A	each
	Comprising:—						
19	Blade, fork		2581/21	2	B	"
—	Bolt, steel, mild, non-stainless, hex. hd, $\frac{1}{4}$ in. B.S.F. \times 2.85 in. long.	Reference 28D/7179 ..			2	—	—
20	Bush, front		2581/22	1	C	each
21	Bush, rear		2581/23	1	C	"
—	Nut, stiff, standard, hex. mild steel, $\frac{1}{4}$ in. B.S.F.	Reference 28M/10290 ..			2	—	—
—	Screw, metal, steel, countersunk, 4BA \times $\frac{1}{4}$ in. long	Reference 28S/3420 ..			2	—	—
27	HANDLE	4GA/2331, 3246		—	A	each
	Comprising:—						
33	Body, plunger		D.4318	1	B	"
30	Grip, handle		C.3300	1	C	"
28	Handle		C.4228	1	C	"
31	Key, Avro		C.3302	1	C	"
—	Nut, steel, mild, thin, R.H. thread, $\frac{3}{8}$ in. B.S.F.	Reference 28M/780 ..			1	—	—
34	Nut, plunger		C.3286	1	C	each
29	Pin, handle		C.4083	1	C	"
365	Pin, mills, grooved $\frac{3}{16}$ in. \times $1\frac{1}{4}$ in.			1	C	"
350	Plunger assembly		D.8744	1	B	"
32	Plunger, locating		D.4319	1	C	"
35	Spring, plunger		D.3288	1	C	"
361	HANDLE	Demand components ..	4GA/2348, 3580	C.8981	—	A	"
	Comprising:—						
—	Body, plunger	Ref. No. 33			1	—	—
—	Grip, handle	Ref. No. 30			1	—	—
294	Handle		2550/50	1	C	each
—	Nut, plunger	Ref. No. 34			1	—	—

RESTRICTED

RESTRICTED

WINCHES, BOMB and SPARES

SECTION 4GA—cont.

1	2	3	4	5	6	7	8
		ASSEMBLIES—cont.					
	HANDLE—cont.						
	Comprising—cont.						
—	Pin, handle	Ref. No. 29				1	—
207	Plug, handle		D.6115	1	C	—
—	Plunger, locating	Ref. No. 32			1	—	—
—	Spring, plunger	Ref. No. 35			1	—	—
208	INDEX	Demand components ..	4GA/2348, 3580	C.7707	—	A	each
	Comprising:—						
310	Carrier, index		C.6101	1	C	"
311	Cover, index		C.6102	1	C	"
319	Key, round ended		D.7269	1	C	"
321	Plate, index		D.7414	1	C	"
318	Spider, index		C.7268	1	C	"
320	Stop, index		D.7278	1	C	"
276	Striker, index		D.7409	1	C	"
36	INPUT PLUNGER BODY	Demand components ..	4GA/2331	D.5982	—	B	"
	Comprising:—						
37	Body, input plunger		C.3243	1	B	"
38	Pin, dowel		C.3520	1	C	"
39	INPUT, RATCHET	Demand components ..	4GA/3360	C.5969	—	B	"
	Comprising:—						
—	Bolt, steel, mild, non-stainless, hex. head, 4BA × 0.45 in. long	Reference 28D/7013 ..			4	—	—
—	Pawl, free wheel and brake	Ref. No. 25			2	—	—
355	Ring, brake centre	4GA/2331, 2348, 3246, 3360, 3580.	C.8799	1	C	each
42	Ring, brake ratchet	4GA/2331, 3246, 3360.	2581/25	1	C	"
354	Ring, brake, retaining	4GA/2331, 2348, 3246, 3360, 3580.	C.8800	1	C	"

RESTRICTED

RESTRICTED

WINCHES, BOMB and SPARES

SECTION 4GA—cont.

1	2	3	4	5	6	7	8
		ASSEMBLIES—cont.					
	INPUT, RATCHET—cont.						
	Comprising—cont.						
—	Rivet, aluminium alloy (magnesium 5%) L58, snaphead, $\frac{1}{8}$ in. dia \times $\frac{3}{8}$ in. long	Reference 28Q/15001 ..				4	—
—	Spring, brake and free wheel pawl	Ref. No. 26				2	—
44	Washer, tab	4GA/3360	C.3403	2	C	each
135	INPUT RATCHET	Demand components ..	4GA/2331, 2348, 3246, 3580.	C.5970	—	A	”
	Comprising:—						
—	Bolt, steel, mild, non-stainless, hex. head, 4BA \times 0.45 in. long	Reference 28D/7013 ..				4	—
—	Pawl, free wheel and brake	Ref. No. 25				2	—
136	Ratchet, input		C.3494	1	B	each
—	Ring, brake centre	Ref. No. 355			1	—	—
—	Ring, brake ratchet	Ref. No. 42			1	—	—
—	Ring, brake retaining	Ref. No. 354			1	—	—
—	Rivet, aluminium alloy (magnesium 5%) L58, snaphead, $\frac{1}{8}$ in. dia \times $\frac{3}{8}$ in. long	Reference 28Q/15001 ..				4	—
—	Spring, brake and free wheel pawl	Ref. No. 26				2	—
—	Washer, tab	Ref. No. 44				2	—
219	INPUT RATCHET	Demand components ..	4GA/2348 and 3580	C.77705	—	A	each
	Comprising:—						
—	Ring, brake, centre	Ref. No. 355				1	—
—	Ring, brake, retaining	Ref. No. 354				1	—
45	INPUT SHAFT	Demand components ..		C.5973	—	B	each
	Comprising:—						
47	Key, round-ended		C.3669	1	C	”

A/L. 234

RESTRICTED

RESTRICTED

WINGHES, BOMB and SPARES

SECTION 4GA—cont.

1	2	3	4	5	6	7	8
		ASSEMBLIES—cont.					
226	LOCATION PIECE	Demand components ..	4GA/2348, 3580	C.7643	—	A	each
	Comprising:—						
303	Bush, rubbing		C.6042	1	C	"
304	Sleeve, location		C.6044	1	C	"
234	OUTPUT GEAR	Demand components ..	4GA/2348, 3580	B.7708	—	A	"
	Comprising:—						
312	Body, freewheel		B.6103	1	B	"
6044	Bolt, securing ratchet wheel	4GA/2348	D.5441	—	C	"
317	Gear, output		B.7253	1	C	"
283	Oilseal		250116N	1	C	"
—	Pawl, free wheel and brake	Ref. No. 25			1	—	—
—	Peg	Ref. No. 132			1	—	—
—	Plug	Ref. No. 333			1	—	—
298	Ratchet, free wheel		C.5429	1	B	each
—	Spring, brake, and free wheel pawl	Ref. No. 26			1	—	—
241	OUTPUT PAWL AND LEVER	Demand components ..	4GA/2348, 3580	C.7324	—	B	each
	Comprising:—						
309	Lever, output pawl		B.6054	1	B	"
308	Pawl, output		C.6053	1	B	"
48	OUTPUT PAWL STRAP	Demand components ..	4GA/3360	C.5971	—	B	"
	Comprising:—						
50	Plates, "Quick wind in"		D.3524	1	B	"
—	Screw, Parker-Kalon, steel, Type U, No. 0 × $\frac{3}{8}$ in. long	Reference 28S/6624 ..			3	—	—
49	Strap, output pawl	4GA/3360	C.3254	1	C	each
137	OUTPUT RATCHET	Demand components ..	4GA/2331, 3246	C.5979	—	B	each
	Comprising:—						
—	Plate, "Quick wind in"	Ref. No. 50			1	—	—

RESTRICTED

RESTRICTED

WINCHES, BOMB and SPARES

SECTION 4GA—cont.

1	2	3	4	5	6	7	8
		ASSEMBLIES—cont.					
	OUTPUT RATCHET—cont.						
	Comprising—cont.						
138	Ratchet, output		C.3474	1	C	each
—	Screw, Parker-Kalon, steel, Type U, No. 0 × 1/8 in. long	Reference 28S/6624 ..			3	—	—
51	OUTPUT SHAFT	Demand components ..		C.5972	—	B	"
	Comprising:—						
53	Plug, shaft end	4GA/3360	2550/16	1	C	"
139	PLANET PINION	Demand components ..	4GA/2331	C.5981	—	A	"
	Comprising:—						
	Nut, steel, mild, plain, R.H. thread, 2BA ..	Reference 28M/9419526			3	—	—
141	Pinion, centre		C.3482	1	B	each
140	Pinion, planet		C.3479	1	B	"
—	Screw, metal, steel, countersunk, 2BA × 1 1/2 in. long	Reference 28S/2844 ..			3	—	—
142	Spindle, pinion		C.3484	1	B	each
—	Washer, steel, spring, thick, single, 0.20 in. int. dia	Reference 28W/3098 ..			3	—	—
247	PLANET PINION	Demand components ..	4GA/2348, 3580	C.7711	—	A	each
	Comprising:—						
323	Centre and pinion, planet		C.7861, C.7860	1	B	"
324	Spindle, planet		C.7862	1	B	"
353	PLANET PINION	4GA/3246	B.8747	—	A	"
	Spares:—						
—	Spindle, pinion	Ref. No. 142			—	—	—

RESTRICTED

RESTRICTED

WINCHES, BOMB and SPARES

SECTION 4GA—cont.

1	2	3	4	5	6	7	8
		ASSEMBLIES—cont.					
167	ROPE	Demand components ..	4GA/2331	C.7062	—	A	each
	Comprising:—						
7233	Brass tally	S.W.L.		ARM.155994	1	C	"
145	Catch, rope		C.3627	2	C	"
—	Rivet, mild steel, B.S. 1109, countersunk 90°, $\frac{5}{16}$ in. i/d × $\frac{3}{8}$ in. long	Reference 28Q/1851 ..			1	—	—
168	Rope, complete with end fittings		C.6876	1	B	each
	ROPE	Demand components ..	4GA/3246		—	—	—
	Consisting of:—						
7235	Brass tally	S.W.L.		ARM.155998	1	C	"
358	Catch, rope		C.8816	2	C	each
338	Rope		C.7402	1	B	"
57	SHEAVE	Demand components ..	4GA/3246	B.5984	—	A	"
	Comprising:—						
68	Bearing, ball		KLNJ.3/4	2	B	"
—	Bolt, steel, high tensile, non-stainless, hex. head, 2BA × 1.4 in. long	Reference 28D/7237 ..			8	—	—
—	Bolt, steel, mild, non-stainless, hex. head, $\frac{1}{4}$ in. B.S.F. × 3.05 in. long	Reference 28D/7023 ..			1	—	—
67	Bush, rubbing		2550/54	1	C	each
64	Cup, sheave		2550/47	2	C	"
60	Guard, sheave		2550/50	1	C	"
—	Nut, stiff, standard, hexagon, mild steel, 2BA	Reference 28M/10288 ..			8	—	—
—	Nut, stiff, standard, hexagon, mild steel, $\frac{1}{4}$ in. B.S.F.	Reference 28M/10290 ..			2	—	—
65	Piece, location		C.3208	1	C	each
61	Plate, sheave, L.H.		C.3491	1	C	"
62	Plate, sheave, R.H.		C.3490	1	C	"
—	Rivet, aluminium alloy (magnesium 5%) L58, Countersunk 90°, $\frac{5}{16}$ in. i/d × $\frac{3}{8}$ in. long	Reference 28Q/7242 ..			12	—	—

RESTRICTED

RESTRICTED

WINGHES, BOMB and SPARES

SECTION 4GA—cont.

1	2	3	4	5	6	7	8
		ASSEMBLIES—cont.					
	SHEAVE—cont.						
	Comprising—cont.						
—	Rivet, aluminium alloy (magnesium 5%) L.58, snaphead, $\frac{1}{8}$ in. i/d \times $\frac{3}{8}$ in. long	Reference 28Q/7132 ..				24	—
—	Rivet, mild steel, B.S. 1109, countersunk 90°, $\frac{1}{8}$ in. dia \times $\frac{5}{16}$ in. long	Reference 28Q/1800 ..				1	—
58	Sheave		C.3515		1	C each
66	Sleeve, location		2550/53		1	C "
59	Spindle, sheave		C.4072		1	C "
63	Trunnion, sheave		C.3207		2	C "
170	SHEAVE	Demand components ..	4GA/2331	B.6744		—	A "
	Comprising:—						
—	Bearing, ball	Ref. No. 68				2	—
—	Bolt, steel, high tensile, non-stainless, hex. head, 2BA \times 1-4 in. long	Reference 28D/7237 ..				8	—
—	Bolt, steel, mild, non-stainless, hex. head, $\frac{1}{4}$ in. B.S.F. \times 3-05 in. long	Reference 28D/7023 ..				1	—
—	Bush, rubbing	Ref. No. 67				1	—
—	Cup, sheave	Ref. No. 64				2	—
—	Nut, stiff, standard, hex. mild steel, 2BA	Reference 28M/10288 ..				8	—
—	Nut, stiff, standard, hex. mild steel, $\frac{1}{4}$ in. B.S.F.	Reference 28M/10290 ..				2	—
—	Piece, location	Ref. No. 65				1	—
—	Rivet, aluminium alloy (magnesium 5%) L.58, countersunk 90°, $\frac{5}{16}$ in. i/d \times $\frac{3}{8}$ in. long	Reference 28Q/7242 ..				12	—
—	Rivet, aluminium alloy (magnesium 5%) L.58, snaphead, $\frac{1}{8}$ in. i/d \times $\frac{3}{8}$ in. long	Reference 28Q/7132 ..				24	—
—	Rivet, mild steel, B.S. 1109, countersunk 90°, $\frac{1}{8}$ in. dia \times $\frac{5}{16}$ in. long	Reference 28Q/1800 ..				1	—
—	Sleeve, location	Ref. No. 66				1	—
—	Sheave	Ref. No. 58				1	—

RESTRICTED

RESTRICTED

WINCHES, BOMB and SPARES

SECTION 4GA—cont.

1	2	3	4	5	6	7	8
		ASSEMBLIES—cont.					
	SHEAVE—cont.						
	Comprising—cont.						
359	Sheave plate, L.H. group	Demand components ..		B.9191	1	C	each
	Comprising:—						
—	Cup, sheave	Ref. No. 64			2	—	—
—	Plate, sheave, L.H.	Ref. No. 61			1	—	—
—	Trunnion, sheave	Ref. No. 63			2	—	—
360	Sheave plate, R.H. group	Demand components ..		B.9192	1	C	each
	Comprising:—						
—	Cup, sheave	Ref. No. 64			2	—	—
—	Hoop, stiffening	Ref. No. 180			1	—	—
—	Plate, sheave, R.H.	Ref. No. 62			1	—	—
—	Trunnion, sheave	Ref. No. 63			2	—	—
—	Spindle, sheave	Ref. No. 59			1	—	—
—	Trunnion, sheave	Ref. No. 63			2	—	—
146	SUN PINION	Demand components ..	4GA/2331	C.3978	—	A	each
	Comprising:—						
148	Key, round ended		C.3511	1	C	"
147	Pinion, sun		C.3481	1	B	"
—	SUN PINION	Demand components ..	4GA/3246		—	—	—
	Consisting of:—						
—	Key, round ended	Ref. No. 148			1	—	—
335	Pinion, sun		C.8153	1	B	each

RESTRICTED

RESTRICTED

WINGHES, BOMB and SPARES

SECTION 4GA—cont.

1	2	3	4	5	6	7	8
		SPARES					
	BEARINGS:—						
74	Ball	4GA/3246, 2331	CA2./5.16C	—	B	each
252	Ball, journal	4GA/2348, 3580	LNJ.1/2	—	B	"
75	Ball, thrust	4GA/2331, 3246	FT.1/4	—	B	"
	BODIES:—						
326	Friction pad	4GA/2331, 3246	2581/35	—	C	"
278	Input plunger	4GA/2348, 3580	D.5473	—	C	"
	BOLTS:—						
346	2BA	4GA/3246		—	C	"
5876	Clutch adjustment, 3 $\frac{1}{4}$ in. long x $\frac{3}{8}$ in. dia ..	For Winch bomb 1,000 lb.	4GA/3246	Vickers Arm- strong D.8813.	—	C	"
84	Cover	4GA/2331	2581/51	—	C	"
	Steel, high tensile, non-stainless, hexagon head:—						
	2BA x 3.1 in. long	Reference 28D/7239 ..	4GA/2331, 3246		—	—	—
	Steel, mild, non-stainless, hexagon head:—						
	$\frac{1}{4}$ in. B.S.F. x 0.55 in. long	Reference 28D/7240 ..	4GA/2331		—	—	—
	$\frac{1}{4}$ in. B.S.F. x 1.15 in. long	Reference 28D/7083 ..	4GA/2331		—	—	—
	$\frac{1}{4}$ in. B.S.F. x 1.75 in. long	Reference 28D/7087 ..	4GA/2331		—	—	—
	$\frac{1}{4}$ in. B.S.F. x 2.85 in. long	Reference 28D/7179 ..	4GA/2331		—	—	—
330	BUFFER, pawl	4GA/2331, 3246	2550/25	—	C	each
	BUSHES:—						
152	Magnesium alloy	4GA/2331, 3246	C.3488	—	C	"
151	Steel	4GA/2331, 3246	C.3487	—	C	"
	GAPS:—						
340	Guard	4GA/3246	C.3200	—	C	"

RESTRICTED

RESTRICTED

WINCHES, BOMB and SPARES

SECTION 4GA—cont.

1	2	3	4	5	6	7	8
		SPARES—cont.					
	CIRCLIPS:—						
325	½ in. internal	4GA/2348, 3580		—	C	each
264	2¼ in. internal	4GA/2331, 3246		—	C	"
82	COLLAR	4GA/2331, 3246	2550/35	—	C	"
270	COLLAR, distance	4GA/2348, 3580	D.7406	—	C	"
348	DISC	4GA/3246	D.8369	—	C	"
	DISCS:—						
79	Clutch	4GA/3360	C.3187	—	C	"
154	Clutch	4GA/2331	C.3505	—	C	"
266	Clutch	4GA/2348, 3580	C.5449	—	C	"
177	DRUM	4GA/2331	B.6308	—	B	"
339	DRUM	4GA/3246	B.7403	—	B	"
91	FEET	4GA/2331, 3246	C.3202	—	B	"
272	FEET	4GA/2348, 3580	D.5413	—	B	"
275	HOOD	4GA/2348, 3580	C.6099	—	C	"
—	HOOP, stiffening	Ref. No. 180	4GA/2331		—	—	—
	KEYS:—						
158	Half-round	4GA/2331, 3246	C.3512	—	C	each
280	Half-round	4GA/2348, 3580	D.5474	—	C	"
344	NUT	4GA/3246	D.8491	—	C	"

RESTRICTED

RESTRICTED

WINCHES, BOMB and SPARES

SECTION 4GA—cont.

1	2	3	4	5	6	7	8
		SPARES—cont.					
	NUTS:—						
343	Lock	4GA/3246	D.8489	—	C	each
104	Slotted	4GA/2331, 3246	2550/36	—	C	"
—	Stiff, standard hexagon, mild steel, $\frac{1}{4}$ in. B.S.F.	Reference 28M/10290	4GA/2331		—	C	"
160	OILSEAL	4GA/2331, 3246		—	C	"
161	OILSEAL	4GA/2331, 3246		—	C	"
282	OILSEAL	4GA/2348, 3580	225116N	—	C	"
93	PAD, friction	4GA/2331	2581/38	—	C	"
	PAWLS:—						
99	Input	4GA/2331, 3246	2550/19	—	C	"
162	Output	4GA/2331, 3246	C.3499	—	C	"
85	PIECE, distance	4GA/2331, 3246	C.3242	—	C	"
	PINS:—						
80	Clutch	4GA/2331, 3246	D.4320	—	C	"
267	Clutch	4GA/2348, 3580	D.6742	—	C	"
100	Input pawl	4GA/2331, 3246	C.3197	—	C	"
277	Input pawl	4GA/2348, 3580	D.7587	—	C	"
163	Output pawl	4GA/2331, 3246	C.3500	—	C	"
284	Output pawl	4GA/2348, 3580	D.6056	—	C	"
349	Sighting	4GA/3246	D.8705	—	C	"
—	Split, mild steel, $\frac{3}{64}$ in. \times $\frac{1}{4}$ in. long	Reference 28P/5212	4GA/2331		—	—	—
166	Stop	4GA/2331, 3246	C.3628	—	C	each
290	PINION, sun	4GA/2348, 3580	C.7250	—	C	"

RESTRICTED

RESTRICTED

WINCHES, BOMB and SPARES

SECTION 4GA—cont.

1	2	3	4	5	6	7	8
		SPARES—cont.					
	PLATES:—						
341	Instruction, clutch	4GA/3246	D.8531	—	C	each
357	Modification	4GA/2348, 2331, 3246, 3580.	B.7232	—	A	"
	PLUGS:—						
342	Adjusting	4GA/3246	D.8490	—	C	"
257	Boss	4GA/2348, 3580	D.7583	—	C	"
327	PLUNGER, friction pad	4GA/2331, 3246	2581/36	—	C	"
69	REST, back	4GA/2331, 3246	2550/78	—	C	"
	RETAINERS:—						
273	Grease	4GA/2348, 3580	D.5466	—	C	"
274	Grease	4GA/2348, 3580	D.5467	—	C	"
183	ROPE, C/w end fittings	4GA/2348, 3580	C.6110	—	B	"
7234	Brass tally		Mod/ARM/ 2026/VAC	1	C	"
7258	Brass tally		ARM.156000	1	C	"
113	SCREW, stop hexagonal	4GA/2331, 3246	2550/39	—	C	"
7317	SHEAVE, small, c/w fork blade	4GA/8304	MOD/ARM/109	1	C	"
165	SLEEVE	4GA/2331, 3246	C.3495	—	C	"
288	SLEEVE	4GA/2348, 3580	D.5454	—	C	"
347	SPRING	4GA/3246	D.8360	—	C	"

RESTRICTED

RESTRICTED

WINCHES, BOMB and SPARES

SECTION 4GA—cont.

1	2	3	4	5	6	7	8
		SPARES—cont.					
	SPRINGS:—						
81	Clutch		4GA/2331, 2282	D.4317	—	C	each
269	Clutch		4GA/2348, 3580	D.7536	—	C	"
96	Friction pad		4GA/2331, 3246	D.4095	—	C	"
101	Input pawl		4GA/2331, 3246	2581/46	—	C	"
108	Output pawl		4GA/2331, 3246	D.4017	—	C	"
345	STOP		4GA/3246	D.8488	—	C	"
	STRAPS:—						
77	Carrying		4GA/2331, 3246	C.3518A	—	C	"
102	Input pawl		4GA/2331, 3246	C.8801	—	C	"
164	Output pawl		4GA/2331, 3246	B.3496	—	C	"
281	STUD, motor		4GA/2348, 3580	D.5443	—	C	"
	TAB:—						
159	Locking		4GA/2331, 3246	C.3693	—	C	"
7318	TUBE, extension	Between winch body and sheave.	4GA/8304	MOD/ARM/112	1	C	"
92	TUBE, foot		4GA/2331, 3246	2550/76A	—	C	"
	WASHERS:—						
103	Input pawl		4GA/2331, 3246	D.3716	—	C	"
285	Output pawl		4GA/2348, 3580	D.6057	—	C	"
—	Steel, spring, thick, single, int. dia 0.27 in. ..	Reference 28W/3099	4GA/2331		—	—	—
293	Thrust		4GA/2348, 3580	D.6113	—	C	each

RESTRICTED

RESTRICTED

WINCHES, BOMB and SPARES
SECTION 4GA—cont.
INDEX TO REFERENCE NUMBERS

Ref. No.	Page No.	Ref. No.	Page No.	Ref. No.	Page No.	Ref. No.	Page No.	Ref. No.	Page No.	Ref. No.	Page No.	Ref. No.	Page No.	Ref. No.	Page No.	Ref. No.	Page No.	Ref. No.	Page No.
1	3	49	10	103	19	151	15	266	16	321	8	359	14						
2	3	50	10	104	17	152	15	267	17	322	3	360	14						
3	3	51	11	108	19	154	16	269	19	323	11	361	7						
4	3	53	11	113	18	158	16	270	16	324	11	362	6						
7	3	57	12	116	3	159	19	272	16	325	16	363	5						
8	3	58	13	117	3	160	17	273	18	326	15	365	7						
9	4	59	13	118	4	161	17	274	18	327	18	2284	2						
11	4	60	12	119	3	162	17	275	16	329	4	2327	2						
15	5	61	12	120	3	163	17	276	8	330	15	2331	1						
17	5	62	12	121	5	164	19	277	17	331	3	2348	1						
18	7	63	13	122	5	165	18	278	15	332	3	3246	1						
19	7	64	12	123	5	166	17	280	16	333	6	3580	1						
20	7	65	12	124	6	167	12	281	19	334	4	3815	2						
21	7	66	13	125	6	168	12	282	17	335	14	5876	15						
25	6	67	12	126	6	170	13	283	10	338	12	6044	10						
26	6	68	12	127	6	177	16	284	17	339	16	7233	12						
27	7	69	18	128	6	183	18	285	19	340	15	7234	18						
28	7	74	15	129	6	184	3	288	18	341	18	7235	12						
29	7	75	15	130	6	190	4	290	17	342	18	7258	18						
30	7	77	19	131	6	192	5	293	19	343	17	7317	18						
31	7	79	16	132	6	197	6	294	7	344	16	7318	19						
32	7	80	17	134	6	207	8	298	10	345	19	8077	2						
33	7	81	19	135	9	208	8	303	10	346	15	8078	2						
34	7	82	16	136	9	219	9	304	10	347	18	8304	1						
35	7	84	15	137	10	226	10	308	10	348	16								
36	8	85	17	138	11	234	10	309	10	349	17								
37	8	91	16	139	11	241	10	310	8	350	7								
38	8	92	19	140	11	247	11	311	8	351	6								
39	8	93	17	141	11	252	15	312	10	352	4								
42	8	96	19	142	11	257	18	315	6	353	11								
44	9	99	17	145	12	258	3	317	10	354	8								
45	9	100	17	146	14	259	3	318	8	355	8								
47	9	101	19	147	14	261	3	319	8	357	18								
48	10	102	19	148	14	264	16	320	8	358	12								

RESTRICTED

Issued with A/L 236

**AIR PUBLICATION 1086
BOOK 15
SECOND EDITION**

**SECTION 4GB
AIRCRAFT GROUND HANDLING EQUIPMENT**

**Items under Section 4GB
are covered by
VOTE 7F I(a)**

RESTRICTED

VOCABULARY OF ROYAL AIR FORCE EQUIPMENT
AIRCRAFT GROUND HANDLING EQUIPMENT
SECTION 4GB
(26th March, 1965)

Ref. No.	Nomenclature	Detail	Drawing or Part No.	No. Off	Class of Store	Denom. of Qty.
1	2	3	4	5	6	7
3068	ARM, steering and bar, tail towing	To be demanded in required components		A	set
	Comprising:—					
4174	Arm, towing unit, long, Mark 2	G.M.10182 and relevant drgs.	1	A	each
	Spares:—					
5341	Buffer, collar, rubber	G.N.3781-2 ..		C	..
5621	Cable, tension release	Length 68 inches	G.M.3779-1C ..		C	..
5344	Claw, female	G.N.3759		C	..
5345	Claw, male	G.M.3761		C	..
5419	Eye, towing	G.M.6439		C	..
5342	Spring, tow, main	G.M.3778		C	..
3207	Spring, tow, release	G.M.3764		C	..
5343	Wheel	4 in. diam. × 1½ in. tread × 1½ in. hub. Ref. C.I.R.	G.M.10180. Item 148		B	..
4175	Arm, towing unit, short, Mark 1	G.M.10180 and relevant drgs.	1	A	..
	Spares:—					
	Buffer, collar, rubber	The fitment of these items necessitates the release mechanism being checked.			—	—
3121	Cable, tension release	Ref. No. 5341		C	each
5656	Cable, tension release	Length 6½ ins.	G.M.3779-1A ..		C	..
	Claw, female	Length 62½ ins.	G.M.3779-1B ..		C	..
	Claw, male	Ref. No. 5344		—	—
		Ref. No. 5345		—	—

RESTRICTED

1

RESTRICTED

AIRCRAFT GROUND HANDLING EQUIPMENT

SECTION 4GB—cont.

1	2	3	3	4	5	7
	ARM, steering and bar, tail towing—cont.					
	Comprising—cont.					
	Arm, towing unit, short, Mark 1—cont.					
	Spares—cont.					
—	Eye, towing	Ref. No. 5419		—	—
—	Spring, tow, main	Ref. No. 5342		—	—
—	Spring, tow, release	Ref. No. 3207		—	—
—	Wheel	Ref. No. 5343		—	—
4176	Fork unit, adjustable, Mark 2	G.A.G.M.10188 and relevant drgs.	1 A	each
	Spares:—					
3120	Catch	G.M.38142	C	..
3228	Handwheel assembly	G.M.3809A/B	C	..
				and G.M.3810.		..
6464	Head assembly, L.H.	Naval aviation only	G.M.6443A	B	..
6465	Head assembly, R.H.	Naval aviation only	G.M.6443B	B	..
3114	Piece, rubbing	P.M.3814/1	C	..
3118	Spring, jaw	G.M.3820-1	C	..
3928	Wheel assembly	G.A.G.M.10188	A	set
5899	Wheel, solid rubber tyred (plain bearings)	Dunlop C.T.6 type	1 C	each
5612	Fork unit, adjustable, Mark 3	G.M.10316	A	..
	Spares:—					
5904	Spindle, wheels	G.M.4791-2	1 C	..
3071	Steering unit, long	G.M.10186	1 A	..
3070	Steering unit, short	G.M.8297	1 A	..
7203	Adaptor kit set	For use with Ref. No. 3070. Naval aviation only.	DCR/G/122/4	1 A	..
	ARM, steering, hollow axle:—					
6573	Long	Naval aviation only	G.M./D/28006/A	1 A	..
6602	Short	G.M./D/28006/B	A	..
4943	ARM, steering, lightweight	Naval aviation only	G.A.G.M.8959	A	..

RESTRICTED

RESTRICTED

AIRCRAFT GROUND HANDLING EQUIPMENT

SECTION 4GB—cont.

1	2	3	4	5	6	7
3133	ARM, steering, tail	R.A.F. use only. To be demanded in required components.	G.M.10191		A	each
—	Comprising:—					
—	Fork unit, adjustable, Mark 2	Ref. No. 4176	1	—	—
—	Spares:—					
—	Catch	Ref. No. 3120		—	—
—	Handwheel asssembly	Ref. No. 3228		—	—
—	Piece, rubbing	Ref. No. 3114		—	—
—	Spring, jaw	Ref. No. 3118		—	—
—	Steering unit, long	Ref. No. 3071	1	—	—
1365	ARM, steering, tailwheel, Type G	19 lb. 12 ozs., 7 ft. 8 in. × 1 ft. 2 in. × 1 ft. ..	D.I.S.G. Stores 707 and relevant drgs.		A	each
3132	ARM, towing, tail	To be demanded in required components	G.M.10192		A	set
—	Comprising:—					
—	Arm, towing unit, long, Mark 2	Ref. No. 4174		—	—
—	Spares:—					
—	Cable, tension release	Ref. No. 3121		—	—
—	Eye, towing	Ref. No. 5419		—	—
—	Spring, tow, main	Ref. No. 3229		—	—
—	Spring, tow, release	Ref. No. 3207		—	—
—	Fork unit, adjustable, Mark 2	Ref. No. 4176		—	—
—	Spares:—					
—	Bracket, swivel	Ref. No. 3227		—	—
—	Castor, wheel	Ref. No. 3226		—	—
—	Catch	Ref. No. 3120		—	—
—	Handwheel assembly	Ref. No. 3228		—	—
—	Piece, rubbing	Ref. No. 3114		—	—
—	Spring, jaw	Ref. No. 3118		—	—
2792	ARM, towing, tail	For quick handling of heavy aircraft ..	G.M.10201 and relevant drgs.		A	each

RESTRICTED

RESTRICTED

AIRCRAFT GROUND HANDLING EQUIPMENT

SECTION 4GB—cont.

1	2	3	4	5	6	7
	ARM, towing, tail—cont.					
	Accessories:—					
2793	Fork, adaptor, Type A	R. Malcolm Ltd. D.I.S. 105 and drgs.		A	..
	Spares:—					
5622	Bolt, stop pin	L.89—187D		B	each
8208	Fork unit, c/w axle for wheel assy.	H.L./L89/168A	1	A	..
4426	Frame, extension	G.M.6475		A	..
3841	Latch, forging	L.89-31D		B	..
3842	Latch, spring	L.89-32D		B	..
3843	Plug, screwed	L.89-34D		B	..
5623	Spring	L.89-185D		B	..
	Spares:—					
3823	Bar, adjustable	L.89-9D		A	..
3824	Bar, load, locating	L.89-7C		B	..
3825	Barrel, screwed	L.89-8D		B	..
3826	Buffer, rubber	L.89-59D		B	..
3827	Cable, trip	L.89-10C		B	..
3828	Claw, forging, female	L.89-39C		B	..
3829	Claw, forging, male	L.89-38C		B	..
6022	Crank	L.89-40D/3	1	C	..
6590	Eye, towing	G.M./C/26919		A	..
6023	Guide, link	L.80-41C	2	C	..
3830	Knob	L.89-49D		B	..
3831	Lever, cover, setting	L.89-56C		B	..
3832	Lever, link, setting	L.89-44D		B	..
6024	Link, "A"	L.89-43D/6	4	C	..
3833	Lock, standard	L.89-1A/37		A	..
6028	Piece, distance	L.89-50D/14	1	C	..
6029	Piece, distance	L.89-50D/15	1	C	..
3834	Pin, adaptor	L.89-24D	—	B	..
3835	Pin, locking	L.89-25D		B	..
6603	Pin, wheel locating	L.89-177D		C	..
4430	Plug, towing eye, Type B	G.M.8505		A	..
6026	Rivet, item 1	L.89-48D/11	1	C	..

RESTRICTED

RESTRICTED

AIRCRAFT GROUND HANDLING EQUIPMENT

SECTION 4GB—cont.

1	2	3	4	5	6	7	
	ARM, towing, tail—cont.						
	Spares—cont.						
6027	Rivet, item 2	L.89-48D/12 ..	1	C	each
6025	Setting, lever link	L.89-44D/7 ..	1	C	"
6030	Spacer	L.89-51D/2 ..	1	C	"
6031	Spacer	L.89-51D/1/17 ..	2	C	"
6032	Spacer	L.89-52D/1/18 ..	2	C	"
3837	Spring, compression, long	L.89-3D/9	C	"
3838	Spring, compression, short	L.89-3D/M	C	"
3839	Spring, recoil	L.89-3D/O	C	"
3844	Spring, release	L.89-42D	B	"
6034	Tube, $\frac{3}{8}$ in. diam. \times 17 S.W.G. \times 0.24	L.89-2B/22 ..	1	C	"
6033	Tube, $\frac{3}{8}$ in. diam. \times 17 S.W.G. \times 2.03	L.89-2B/21 ..	1	C	"
6129	Wheel, fixed, castor, (metal)	REVVO Co. Ltd. T.H.R.4/5.	1	C	"
—	Wheel unit	Complete. Demand components	A	"
	Consisting of:—						
—	Cover, outer, 10 in. \times 3 in.	Reference 16T/754	—	—
—	Tube, inner, 10 in. \times 3 in.	Reference 16T/755	—	—
3621	Wheel	Dunlop T.W.49	A	each
	ARM, towing, universal:—						
6645	Mark 2, hollow axle	Naval aviation only	Anth. Allen, G.A./MR/86/AA.	..	A	"
6737	Wheel	For use with Ref. No. 6645. Naval aviation only.	AAR-H.W.6 ..	1	C	"
6959	BAG, air, low lift	Each bag measures 6 ft. 6 in. \times 7 ft. 6 in. \times 6 ft. A set consists of 6 bags.	Goodyear 3057-116	1	A	set
	Component:—						
7238	Bag, air, low lift	1	B	each
	Accessories:—	For Ref. No. 6959.				
7260	Anchor, earth, holdfast	LV6/MT13. ECO/148	..	C	"
7261	Bar, shackless type	LV6/MT13. ECO/147	..	C	"

RESTRICTED

RESTRICTED

AIRCRAFT GROUND HANDLING EQUIPMENT

SECTION 4GB—cont.

1	2	3	4	5	6	7
	BAG, air, low lift—cont.					
	Accessories— <i>cont.</i>	For Ref. No. 6959— <i>cont.</i>				
6966	Repair kit	983-C	C	each
7263	Repair kit, accelcrator	1451-C	C	..
7262	Repair kit, cement		C	..
4942	BAR, rearward towing	Naval aviation only	G.A.G.M.8958 and relevant drgs.		A	..
	Spares:—	Naval aviation only.				
5769	Bolt, shouldered	G.M.28554/1	C	..
5757	Bush, retaining	G.M.28545/1	C	..
5756	Eye, towing	G.M.28544	C	..
5758	Ferrule, screwed	G.M.28545/2	C	..
5764	Fork, end	G.M.28550	C	..
5767	Grip, hand	G.M.28552/2	C	..
5762	Guide, inner tube	G.M.28549/1	C	..
5763	Guide, outer tube	G.M.28549/2	C	..
5768	Handle	G.M.28553	C	..
5770	Handle, nut	G.M.28554/2	C	..
5765	Pin, pip, special towing attachment	G.M.28551	C	..
5766	Screw, bearing	G.M.28552/2	C	..
5759	Sleeve, towing eye, supporting	G.M.28546	C	..
5760	Tube, telescopic, inner	G.M.28547	C	..
5761	Tube, telescopic, outer	G.M.28548	C	..
6723	BAR, tow, universal, Mark 1	Length 15 ft. 9 in. width 3 ft. 6 in. height 2 ft. 6 in. Weight 535 lbs. (Undercarriage retracted).			A	..
8381	BAR, towing, Mark 1	Naval aviation only	Pickerill and Fearn	1	A	..
	BRIDLES, towing:—					
4137	25 ft.	G.S.2151	A	..
4138	35 ft.	G.S.2151	A	..
4139	50 ft.	G.S.2151	A	..

RESTRICTED

RESTRICTED

AIRCRAFT GROUND HANDLING EQUIPMENT

SECTION 4GB—cont.

1	2	3	4	5	6	7
	CABLES, hauling:—					
5451	8 ft.	2	C each
5450	42 ft.	2	C „
	CHOCKS, aircraft:—					
520	Collapsible	Metal. For mobile squadrons only	D.I.S. G. Stores 1105 and all relevant drgs.		A „
3783	General purpose	Wood. C/w non-slip attachment.	D.I.S. G.S. 1208 and relevant drgs.		B set
	Accessories:—					
3784	Toe piece, small	For shore stations	G.S.2074-2
	Spares:—					
3457	Attachment, non-slip	D.I.S.1208 or 1209 and relevant drgs.
—	Cordage, sisal, 1½ in. circ.	Reference 32A/49
4083	Iron, clearance	G.S.2068
4084	Rope, wire, flexible	5 ft. 6 in. long	G.S.2067
4202	General purpose, small	Metal, Collapsible	Spec. A.D.2/S. R.D./1141/P. G.M. 10299 G.A. and all relevant drgs.
	Components:—					
7024	Chain, c/w tensioner	Mild steel	{ G.M.4682-1 G.M.4682-2 G.M.4683 G.M.4684
4203	Ramp, general purpose	With chain and tensioner
4204	Shoe, flexible	General purpose
3458	Large	G.S.2075
	Accessories:—					
—	Attachment, non-slip	Ref. No. 3457
3785	Toe piece, large	G.S.2077 and G.S.2075/2

RESTRICTED

RESTRICTED

AIRCRAFT GROUND HANDLING EQUIPMENT

SECTION 4GB—cont.

1	2	3	4	5	6	7
	CHOCKS, aircraft—cont.					
	Large—cont.					
	Accessories—cont.					
	Toe-piece, large—cont.					
	Spare:—					
	Cordage, sisal, 1¼ in. circ.	Reference 32A/49				
4086	Iron, clearance				C	each
4087	Rope, wire, flexible	8 ft. long			C	lgth.
5890	Main wheel				B	each
	Accessories:—					
5891	Bar, locking				C	"
6198	Bar, locking				C	"
6752	Bar, locking				C	"
	Spare:—					
6595	Staple assembly				C	"
5892	Nose undercarriage				C	"
	Accessories:—					
5893	Bar, locking				C	"
6199	Bar, locking				C	"
	Bar, locking	Ref. No. 6752				"
	Spare:—					
	Staple assembly	Ref. No. 6595				"
2092	Small	6 in. high			C	each
	CHOCKS, aircraft carriers:—					
6116	Running-up restraint	Naval aviation only			A	"
5706	Twin type, Mark 1, small	Fleet Air Arm			A	"
5889	Twin type, Mark 2, large	Naval aviation only			A	"
6742	Wood	Naval aviation only			A	"
2550	CHOCK, ramp, R.H.				B	"
3926	COVER, canvas	For Avery weighing scales			A	"

RESTRICTED

RESTRICTED

AIRCRAFT GROUND HANDLING EQUIPMENT

SECTION 4GB—cont.

1	2	3	4	5	6	7
5725	DRAG-OFF TACKLE, Mark 1	Issued as complete with Ref. No. 5726 ..	G.M.C.44047 ..	Set	A	each
	Accessories:—					
5727	Strop, 25 ft.	G.M.C.44048 ..	1	B	..
5726	Strop, 60 ft.	G.M.C.44049 ..	1	B	..
	Spares:—					
6007	Band, loop	U.38	1	C	..
6006	Hook, pull rope	U.37	1	C	..
6008	Hook, pull rope	U.36	1	C	..
6004	Hook, quick release	Barton type	E.N.45366H. ..	1	C	..
6005	Wedge, loop band	U.39	1	C	..
	FRAMES, front towing:—					
2794	Mark 1	For Naval Aviation only. For use on single-engined aircraft. 6 ft. 2 in. to 12 ft. 4 in. adjustable width.	Escavian Ltd. Drgs. T.R.50, Sheets 1-3, Issue 2.		A	..
	Accessories:—					
3891	Adaptor	Sea Fury. Naval Aviation only	K. SK. No. 1640, Parts 1 to 4		A	set
4244	Mark 2	For Naval Aviation only. For use on twin-engined aircraft. 10 ft. to 17 ft. adjustable width. Complete with Types A. B and C adaptors.	Pt. No. KS.1675 ..		A	each
	Spares:—					
4248	Adaptor, Type A assembly	Pt. No. K.S.1675/7-1		C	..
4250	Adaptor, Type B assembly	Pt. No. K.S.1675/8-1		C	..
4252	Adaptor, Type C assembly	Pt. No. K.S.1675/10-1		C	..
4245	Pin, quick release, complete with spring	Pt. No. K.S.1675/4-3		C	..
4249	Pin, quick release, complete with spring	Pt. No. K.S.1675/7-5		C	..
4246	Plunger, complete with spring	Pt. No. K.S.1675/6-4		C	..
4251	Spring	Pt. No. K.S.1675/8-7		C	..
4247	Swivel, wheel assembly	Pt. No. K.S.1675/6-8		C	..
5338	FRAME, universal towing	Naval Aviation only	G.M./D/2144 ..		A	..
	Spares:—	Naval Aviation only				
6191	Bearing-screw	G.M./A/2153 ..		C	..

RESTRICTED

RESTRICTED

AIRCRAFT GROUND HANDLING EQUIPMENT

SECTION 4GB—cont.

1	2	3	4	5	6	7
	FRAME, universal towing—cont.					
	Spares— <i>cont.</i>					
6195	Block, adjusting	G.M./A/2174	C	each
6196	Buffer	G.M./A/5356	C	"
6192	Eye, towing	G.M./A/2160	C	"
6193	Screw, guide	G.M./A/2165	C	"
6194	Screw, special	G.M./A/2172	C	"
6197	Spring	G.M./A/5640	C	"
	MACHINES, weighing:—					
2286	10,000 lb. capacity	Special issue only	W. and T. Avery A854.	A	"
2285	30,000 lb. capacity	Special issue only	W. and T. Avery A854.	A	"
	Accessories:—	For Ref. Nos. 2285 and 2286.				
3595	Weight, check	Cast iron, 50 lb.	A	"
	MACHINES, weighing, H.W.U.:—					
8083	Large, capacity 40 tons	1	A
8239	Small, capacity 6½ tons, Mark 8	Naval aviation only	Z.007	1	A
	MACHINES, weighing, Hydrostatic:—					
4895	Large, capacity 25 tons	C/w. Ref. No. 5108	A	"
4916	Small, capacity 2 tons	C/w. Ref. No. 5108	A	"
4894	Small, capacity 10 tons	C/w. Ref. No. 5108	A	"
	Accessories:—	For Ref. Nos. 4895, 4916 and 4894.				
6114	Adaptor	To 8-ton pillar jack for Beverley u/c strut fork.	H.W.U.42	A	"
6115	Adaptor	To Beverley nose wheel strut	H.W.U.41	A	"
	Adaptors:—					
6239	2 ton, H.W.U.	To Auster front jacking point	H.W.U.44	C	"
5057	2 and 10-ton, H.W.U.	To Harvard and Anson aircraft, jacking points.	H.W.U.10	C	"
5058	2 and 10-ton, H.W.U.	With 1½ in. diam. ball, for Varsity nose wheel jacking point.	H.W.U.11	C	"

RESTRICTED

RESTRICTED

AIRCRAFT GROUND HANDLING EQUIPMENT

SECTION 4GB—cont.

1	2	3	4	5	6	7
	MACHINES, weighing, Hydrostatic—cont.					
	Accessories—cont.	For Ref. Nos. 4895, 4916 and 4894.				
	Adaptors—cont.					
4940	2 and 10-ton, H.W.U.	With 1 $\frac{3}{4}$ in. diam. ball end for aircraft jacking point (flanged).	H.W.U.7		C	each
5064	2 and 10-ton, H.W.U.	With 1 $\frac{3}{4}$ in. ball end for aircraft, jacking point (unflanged).	H.W.U.4		C	..
5083	2-ton, H.W.U.	To Pembroke rear fuselage jacking point	H.W.U.19		C	..
5105	2-ton, H.W.U.	To Swift tail jacking point	H.W.U.21		C	..
5690	2-ton, H.W.U.	To Sycamore front jacking point	H.W.U.26		C	..
5692	2-ton, H.W.U.	To Javelin front fuselage	H.W.U.28		C	..
5715	4-ton, H.W.U.	To adaptors. Ref. No. 4936. For Sycamore	H.W.U.32		C	..
6613	10-ton, H.W.U.	To adaptors, wheel changing. Reference 26TP/95017.	H.W.U.43		C	..
5055	10-ton, H.W.U.	To Canberra nose wheel axle	H.W.U.8		C	..
5056	10-ton, H.W.U.	To Meteor jacking beam	H.W.U.9		C	..
5718	10-ton, H.W.U.	To nose jacking point for Comet	H.W.U.31		C	..
4937	10-ton, H.W.U.	To 5-ton jack body, 1 $\frac{3}{4}$ in. diam.	H.W.U.3		C	..
5063	10-ton, H.W.U.	To 8-ton pillar jack, 1 in. diam.	H.W.U.15		C	..
6265	10-ton, H.W.U.	To 8-ton pillar jack	H.W.U.45		C	..
5049	10-ton, H.W.U.	To 15-ton jack, 1 $\frac{1}{2}$ in. diam., for Washington aircraft.	H.W.U.16		C	..
5081	10-ton, H.W.U.	To 10-ton jack	H.W.U.17		C	..
5084	10-ton, H.W.U.	To Neptune fuselage nose	H.W.U.20		C	..
5106	10-ton, H.W.U.	To Swift mainplane jacking point	H.W.U.22		C	..
5107	10-ton, H.W.U.	To 3-ton jack	H.W.U.23		C	..
5689	10-ton, H.W.U.	To 8-ton pillar jack (Reference 4Q/1309) ..	H.W.U.25		C	..
5717	10-ton, H.W.U.	To 30-ton jack for Comet	H.W.U.30		C	..
5691	10-ton, H.W.U.	To Sycamore rear jacking point	H.W.U.27		C	..
5741	10-ton, H.W.U.	To 8-ton pillar jack	H.W.U.35		A	..
5740	10-ton, H.W.U.	To nose undercarriage and shock absorber	H.W.U.45	1	A	..
5801	10-ton, H.W.U.	To standard aircraft jacking pad. (Type 4)	H.W.U.40	1	C	..
4902	25-ton, H.W.U.	To Canberra main undercarriage oleo leg ..	H.W.U.12		C	..
5059	25-ton, H.W.U.	To Sunderland beaching chassis	H.W.U.13		C	..
5054	25-ton, H.W.U.	To Sunderland jacking beam	H.W.U.6		C	..

RESTRICTED

RESTRICTED

AIRCRAFT GROUND HANDLING EQUIPMENT

SECTION 4GB—cont.

1	2	3	4	5	6	7
	MACHINES, weighing, Hydrostatic—cont.					
	Accessories—cont.	For Ref. Nos. 4895, 4916 and 4894.				
	Adaptors—cont.					
5053	25-ton, H.W.U.	To 10-ton jack body	Alltools Z.017-3 ..		C	each
5052	25-ton, H.W.U.	To 15-ton jack body	Alltools Z.017-3 ..		C	"
5050	25-ton, H.W.U.	To 15-ton jack, 1½ in. diam. Canberra aircraft.	H.W.U.5		C	"
5051	25-ton, H.W.U.	To 25-ton jack body	Alltools Z.017-1 ..		C	"
5716	25-ton, H.W.U.	To 30-ton jack for Comet	H.W.U.29		C	"
5060	25-ton, H.W.U.	With 3 in. diam., ball end, for aircraft jacking point.	Alltools Z.017-6 ..		C	"
5739	25-ton, H.W.U.	To starboard aircraft jacking pad (Type 2) Victor aircraft.	H.W.U.33	1	A	"
5746	25-ton, H.W.U.	To 20-ton jack (Reference 26DE/95069). Victor and Vulcan aircraft.	H.W.U.36	1	A	"
5747	25-ton, H.W.U.	To Vulcan jacking pad (Reference 26DC/95004). Type 2.	H.W.U.37	1	A	"
5799	25-ton, H.W.U.	To 25-ton pillar jack (Reference 4Q/2856)	H.W.U.38	1	A	"
5800	25-ton, H.W.U.	To Beverley undercarriage strut fork	H.W.U.39	1	A	"
4936	Adaptor, mounting, 2-ton, H.W.U., on adaptor for 10-ton, H.W.U.	H.W.U.1		C	"
6113	Block, base	Ground plate to 25-ton pillar jack	BB/1		C	"
5088	Stirrup, tail lifting, 2-ton capacity	Alltools Z.049		A	"
5089	Stirrup, tail lifting, 3½-ton capacity	Alltools Z.055		A	"
	PICKETS, aircraft:—					
	Screws:—					
1498	Type A	5 ft. Mild steel	G. Stores 1486		B	"
1497	Type B	3 ft. 6 in. Mild steel	G. Stores 1486		B	"
1496	Type C	3 ft. 6 in. High-tensile steel	G. Stores 1486		B	"
1499	Plate, ground	For use with Ref. Nos. 1496, 1497 and 1498	G. Stores 1487		B	"
1285	Spike	Complete. Consisting of Ref. Nos. 1309 (2 off) and 1286 (1 off) for overseas use.	D.I.S. G.S.520, A.S. G.S.1113, G.S.11102.		B	set
1309	Spike	D.I.S. G.S.520, A.S. G.S.1113, drg. 1110Z/1-2.		B	each

RESTRICTED

12

RESTRICTED

AIRCRAFT GROUND HANDLING EQUIPMENT

SECTION 4GB—cont.

1	2	3	4	5	6	7
	PICKETS, aircraft—cont.					
	Spike—cont.					
	Accessories:—					
1495	Cross piece, double	Sketch No. 563 ..	B each
1286	Cross piece, single	G.S.1110Z/3, D.I.S. G.S.520, A.S. G.S. 1113.	B "
1500	Chain, anchorage, 30 ft	Kidbrooke, Skt. .. S.K.664.	B "
1501	Shackle, anchorage, chain	Kidbrooke, Skt. .. S.K.664/Sheet 2/2.	B "
1502	Strop, wire	Kidbrooke Skt. .. S.K.664/Sheet 2/1.	B "
	SALVAGE, equipment, transportation:—					
4925	Beams	For fighter aircraft. 43G/SAL/213 ..	3 C "
4254	SHOE, retractable, compass swinging	Portable. Naval aviation only	A "
	Spares:—					
4949	Attachment, shackle	G.M.4010-2 ..	A "
4945	Base	G.M.8265 ..	A "
4947	Chain	G.M.4009 ..	C "
4951	Pin	G.M.4011-2 ..	C "
4953	Pin, chain ramp	G.M.4012-2 ..	A "
4948	Pivot	G.M.4010-1 ..	A "
4946	Ramp	G.M.4008 ..	A "
4952	Rod, hinge	G.M.4012-1 ..	A "
4950	Shackle	G.M.4011-1 ..	A "
4944	Turntable	G.M.8264 ..	A "
	SKATES, side tracking:—					
4235	Type E	For single or twin main wheels	G.M.10149 and all relevant drgs.	A "

RESTRICTED

RESTRICTED

AIRCRAFT GROUND HANDLING EQUIPMENT

SECTION 4GB—cont.

1	2	3	4	5	6	7
	SKATES, side tracking—cont.					
	Type E—cont.					
	Consisting of:—					
4239	Bar, towing	1	A	each
4238	Link, inter-connecting	1	A	..
4237	Ramp	2	A	..
4236	Skate, main landing wheels	2	A	..
	Spares:—					
5610	Wheel	1	B	..
4240	Type F		A	..
	For nose or tail wheels			
	G.M.10152 and all relevant drgs.					
	Consisting of:—					
4242	Ramp	1	A	..
4241	Trolley	1	A	..
1340	SKATES, wheel, Type C		A	..
	Suitable for wheels up to 59 in. × 16 in. Max. load per wheel 14,000 lb. To be used in pairs, with one connecting bar, Ref. No. 1584, and one connecting cable, Ref. No. 1762, being required with each pair.					
	D.I.S. G.S.461 and relevant drgs. G.A. G. Stores 1023. Less items 33, 53-58 inc.					
1584	Bar, connecting		B	..
	G.S.1029/C1 and relevant drgs.					
1762	Cable, connecting		B	..
	G.S.1029D/6 ..					
	TRACKS, metal, steel:—					
	For use on debogging aircraft. 6 ft. long × 6 in. wide × 2½ in. deep. A set of tracks consists of:—					
	2 master tracks, Ref. No. 3726; 118 standard tracks, Ref. No. 3727; 4 hooks, Ref. No. 3728.					
3726	Master		A	..
	Fitted with clip to hold hooks. Ends of tracks distinctively painted for identification.					
	S.K.1595					
	Accessories:—					
3728	Hook, lifting		B	..
	For handling tracks			
3727	Standard		A	..
	Without clips			
	S.K.1595					

RESTRICTED

RESTRICTED

AIRCRAFT GROUND HANDLING EQUIPMENT

SECTION 4GB—cont.

1	2	3	4	5	6	7
	TRESTLES:—					
	General purpose:—					
275	2 ft	D.I.S. G.S.36, G.S.103.		B	each
276	4 ft. 3 in.	G.S.104, D.I.S. G.S.37.		B	„
	Jacking, universal:—					
	Beams, standard, metal:—					
1459	3 ft. 0 in.	No. B.1	G.S.709-2		B	„
1460	4 ft. 0 in.	No. B.2	G.S.709-2		B	„
1461	6 ft. 0 in.	No. B.3	G.S.709-2		B	„
1462	7 ft. 3 in.	No. B.4	G.S.709-2		B	„
	Bolts, Whit. steel, hex. black:—					
—	$\frac{5}{8}$ in. \times 1 $\frac{1}{2}$ in. long	Reference 29A/9435412. For frame members 9 lb. 2 oz. 5 in. \times 4 $\frac{1}{8}$ in. \times 4 in.		—	—
—	$\frac{5}{8}$ in. \times 4 $\frac{1}{2}$ in. long	Reference 29A/9435421. For beams		—	—
2451	Jack, trestle, body assembly	38 lb. 2 ft. \times 1 ft. 1 in. \times 1 ft. 1 in.	G.S.706-1		A	each
	Consisting of:—					
793	Body	G.S.707-1		B	„
794	Bolt	G.S.708-3		B	„
	Bracket, beam, Type A:—					
795	Elongated hole	G.S.709B-4		B	„
2456	Round hole	G.S.709B-4		B	„
	Bracket, beam, Type B:					
2457	Elongated hole	7 lb. 8 oz. 5 in. \times 5 in. \times 3 in.	G.S.708-2, 709B-2		B	„
	Consisting of:—					
2459	Bar, clamping	G.S.709B, Issue 2		B	„
2458	Bracket	G.S.708-2, Issue 8		B	„
2460	Round hole	7 lb. 8 oz. 5 in. \times 5 in. \times 3 in.	G.S.709B-2, Issue 2		B	„
	Consisting of:—					
—	Bar, clamping	Ref. No. 2459		—	—
2461	Bracket	G.S.708-2, Issue 8		B	each

RESTRICTED

RESTRICTED

AIRCRAFT GROUND HANDLING EQUIPMENT

SECTION 4GB—cont.

1	2	3	4	5	6	7
	TRESTLES—cont.					
	Jacking, universal—cont.					
	Jack, trestle, body assembly—cont.					
	Consisting of—cont.					
796	Handwheel	G.S.708-4		B	each
797	Head, spindle	G.S.708-1		B	"
798	Lever	G.S.709A-1		B	"
—	Nut, Whit., steel, hexagon, plain, black, $\frac{5}{8}$ in.	Reference 29A/1234		—	—
2452	Pawl, double	G.S.709A-3, Issue 4		C	each
—	Pin, taper, standard, high-tensile steel, $\frac{5}{16}$ in. diam. \times 2 in. long.	Reference 28P/15334		—	—
—	Pin, taper, standard, mild steel, $\frac{3}{16}$ in. diam. \times 3 in. long.	Reference 28P/3477		—	—
2453	Pivot, double pawl	G.S.709A-5, Issue 4		C	each
2454	Plunger, double pawl	G.S.709A-4		C	"
2455	Ratchet, wheel	G.S.709A-2		B	"
799	Spindle, inner	G.S.707-2		B	"
800	Spindle, outer	G.S.706-2		B	"
2462	Spring, plunger	$\frac{1}{4}$ in. o.d. \times No. 19 S.W.G. 16 turns, $1\frac{1}{8}$ in. free length.		B	"
809	Stud, $\frac{5}{8}$ in. diam. Whit., $2\frac{3}{8}$ in. long		C	"
	Members, frame:—	Metal. For legs, rails and stays. The dimension given is that between the centres of the end bolt holes.				
801	1 ft. $8\frac{11}{16}$ in.	No. M.1 8 lb. 1 ft. 11 in. \times 2 in. \times 2 in.	G.S.709-3		B	"
1474	1 ft. $8\frac{11}{16}$ in.	No. T.R.1	G.S.709-1		B	"
802	2 ft. $7\frac{1}{16}$ in.	No. M.2. 10 lb. 2 ft. 9 in. \times 2 in. \times 2 in.	G.S.709-3		B	"
1475	2 ft. $7\frac{1}{16}$ in.	No. T.R.2. 7 lb. 2 ft. 9 in. \times 2 in. \times 2 in.	G.S.709-1		B	"
803	3 ft. $1\frac{1}{2}$ in.	No. M.3. 12 lb. 3 ft. 3 in. \times 2 in. \times 2 in.	G.S.709-3		B	"
1476	3 ft. $1\frac{1}{2}$ in.	No. T.R.3. 8 lb. 3 ft. 3 in. \times 2 in. \times 2 in.	G.S.709-1		B	"
804	4 ft. $0\frac{11}{16}$ in.	No. M.4. 16 lb. 4 ft. 2 in. \times 2 in. \times 2 in.	G.S.709-3		B	"
1477	4 ft. $0\frac{11}{16}$ in.	No. T.R.4	G.S.709-1		B	"
1455	4 ft. 5 in.	No. M.19	G.S.709-3		B	"
1463	5 ft. 0 in.	No. M.8	G.S.709-3		B	"
805	5 ft. $1\frac{1}{16}$ in.	No. M.5. 18 lb. 5 ft. 2 in. \times 2 in. \times 2 in.	G.S.709-3		B	"

RESTRICTED

RESTRICTED

AIRCRAFT GROUND HANDLING EQUIPMENT

SECTION 4GB—cont.

1	2	3	4	5	6	7
	TRESTLES—cont.					
	Jacking universal—cont.					
	Members, frame—cont.					
1478	5 ft. 1 $\frac{9}{16}$ in.	No. T.R.5	G.S.709-1		B	each
1464	5 ft. 9 $\frac{11}{16}$ in.	No. M.9			B	"
1479	6 ft. 0 $\frac{1}{16}$ in.	No. T.R.6	G.S.709 1		B	"
806	6 ft. 0 $\frac{1}{16}$ in.	No. M.6	G.S.709-3		B	"
1465	6 ft. 3 $\frac{3}{8}$ in.	No. M.10			B	"
1466	6 ft. 4 $\frac{1}{4}$ in.	No. M.11	G.S.709-3		B	"
1467	6 ft. 6 $\frac{1}{2}$ in.	No. M.12	G.S.709-3		B	"
1468	7 ft. 0 $\frac{3}{16}$ in.	No. M.13	G.S.709-3		B	"
1469	7 ft. 1 $\frac{3}{16}$ in.	No. M.14	G.S.709-3		B	"
807	7 ft. 3 in.	No. M.7	G.S.709-3		B	"
1470	7 ft. 10 $\frac{3}{4}$ in.	No. M.15	G.S.709-3		B	"
1471	8 ft. 4 $\frac{7}{8}$ in.	No. M.16	G.S.709-3		B	"
1630	8 ft. 5 $\frac{11}{16}$ in.	No. M.20	G.S.709-3		B	"
1472	9 ft. 2 $\frac{1}{4}$ in.	No. M.17	G.S.709-3		B	"
1473	10 ft. 3 in.	No. M.18	G.S.709-3		B	"
—	Nut, Whit., steel, hex., plain, black $\frac{5}{8}$ in. ..	Reference 29A/1234. For Beam and Frame member bolts.			—	—
1456	Pad, Type A		G.S.1501		B	each
2573	Pad, Type B		K.(S.E.)178		C	"
2000	Support, adjustable, Type B	Without head fittings. With two bars clamping.			B	"
	Accessories:—	Alternative head fittings.				
1783	Adaptor, crutch, Mark 1		G.S.1203A-1		B	"
2003	Adaptor, crutch, Mark 2		G.S.1203A-2		B	"
2002	Cap, Mark 2		G.S.1203-4, Issue 5		C	"
4171	Cap, Mark 3		G.S.1203A-4		B	"
	Spares:—					
—	Bar, clamping:—					
—	Nut, Whit, steel, hex., plain, black, $\frac{1}{2}$ in. ..	Reference 29A/1232			—	—
—	Screw, metal, steel, csk., 2 B.A. $\times \frac{3}{8}$ in long.	Reference 28S/2808. For securing caps and crutches.			—	—

RESTRICTED

RESTRICTED

**AIRCRAFT GROUND HANDLING EQUIPMENT
INDEX TO REFERENCE NUMBERS
SECTION 4GB—cont.**

Ref. No.	Page No.	Ref. No.	Page No.	Ref. No.	Page No.	Ref. No.	Page No.	Ref. No.	Page No.	Ref. No.	Page No.	Ref. No.	Page No.	Ref. No.	Page No.	Ref. No.	Page No.
6022	4	6590	4														
6023	4	6595	8														
6024	4	6602	2														
6025	5	6603	4														
6026	4	6613	11														
6027	5	6645	5														
6028	4	6723	6														
6029	4	6737	5														
6030	5	6742	8														
6031	5	6752	8														
6032	5	6959	5														
6033	5	6966	6														
6034	5	7024	7														
6113	12	7203	2														
6114	10	7238	5														
6115	10	7260	5														
6116	8	7261	5														
6129	5	7262	6														
6191	9	7263	6														
6192	10	8083	10														
6193	10	8208	4														
6194	10	8239	10														
6195	10	8381	6														
6196	10																
6197	10																
6198	8																
6199	8																
6239	10																
6265	11																
6464	2																
6465	2																
6573	2																

RESTRICTED

RESTRICTED

AIRCRAFT GROUND HANDLING EQUIPMENT

SECTION 4GB—cont.

1	2	3	4	5	6	7
	TRESTLES—cont.					
	Jacking universal—cont.					
	Members, frame—cont.					
1478	5 ft. 1 $\frac{3}{16}$ in.	No. T.R.5	G.S.709-1		B	each
1464	5 ft. 9 $\frac{11}{16}$ in.	No. M.9		B	..
1479	6 ft. 0 $\frac{1}{16}$ in.	No. T.R.6	G.S.709-1		B	..
806	6 ft. 0 $\frac{1}{16}$ in.	No. M.6	G.S.709-3		B	..
1465	6 ft. 3 $\frac{3}{8}$ in.	No. M.10		B	..
1466	6 ft. 4 $\frac{1}{2}$ in.	No. M.11	G.S.709-3		B	..
1467	6 ft. 6 $\frac{1}{2}$ in.	No. M.12	G.S.709-3		B	..
1468	7 ft. 0 $\frac{3}{16}$ in.	No. M.13	G.S.709-3		B	..
1469	7 ft. 1 $\frac{3}{16}$ in.	No. M.14	G.S.709-3		B	..
807	7 ft. 3 in.	No. M.7	G.S.709-3		B	..
1470	7 ft. 10 $\frac{1}{2}$ in.	No. M.15	G.S.709-3		B	..
1471	8 ft. 4 $\frac{1}{2}$ in.	No. M.16	G.S.709-3		B	..
1630	8 ft. 5 $\frac{11}{16}$ in.	No. M.20	G.S.709-3		B	..
1472	9 ft. 2 $\frac{1}{2}$ in.	No. M.17	G.S.709-3		B	..
1473	10 ft. 3 in.	No. M.18	G.S.709-3		B	..
—	Nut, Whit., steel, hex., plain, black $\frac{5}{8}$ in. . .	Reference 29A/1234. For Beam and Frame member bolts.		—	—
1456	Pad, Type A	G.S.1501		B	each
2573	Pad, Type B	K.(S.E.)178		C	..
2000	Support, adjustable, Type B	Without head fittings. With two bars clamping.		B	..
	Accessories:—	Alternative head fittings.				
1783	Adaptor, crutch, Mark 1	G.S.1203A-1		B	..
2003	Adaptor, crutch, Mark 2	G.S.1203A-2		B	..
2002	Cap, Mark 2	G.S.1203-4, Issue 5		C	..
4171	Cap, Mark 3	G.S.1203A-4		B	..
	Spares:—					
—	Bar, clamping:—					
—	Nut, Whit, steel, hex., plain, black, $\frac{1}{2}$ in. . .	Reference 29A/1232		—	—
—	Screw, metal, steel, csk., 2 B.A. $\times \frac{3}{8}$ in. long.	Reference 28S/2808. For securing caps and crutches.		—	—

RESTRICTED

RESTRICTED
17

AIRCRAFT GROUND HANDLING EQUIPMENT

SECTION 4GB—cont.

1	2	3	4	5	6	7
	TRESTLES—cont.					
	Jacking universal—cont.					
1480	Wheel	G.S.709A-6 ..	B	each
1481	Axle	G.S.709A-7 ..	B	..
1482	Bracket	Left and right handed	G.S.709B-1, Issue 5	B	pair
3983	Mainplane steady	D.I.S. G.S.1227 and all relevant drgs.	A	each
	Spares:—					
4059	Beam	G.S.2144-3 ..	B	..
4051	Clamp	Complete	G.S.2143-1 ..	B	..
4052	Handle, lifting	G.S.2143-2 ..	B	..
4047	Leg	Complete	G.S.2142-1 ..	B	..
4043	Leg, main	Complete	G.S.2141-1 ..	B	..
4044	Leg, main	Complete	G.S.2141-2 ..	B	..
4045	Leg, main	Complete	G.S.2141-3 ..	B	..
4060	Pad	Complete	G.S.2144-4 ..	B	..
4053	Pin, leg	Complete with chain	G.S.2143-3 ..	B	..
4065	Pin, lifting handle	Complete with chain	G.S.2147-2 ..	C	..
4064	Pin, tow-bar	Complete with chain	G.S.2147-1 ..	C	..
4066	Pin, wheel	G.S.2147-3 ..	C	..
4046	Plate, head	G.S.2141-4 ..	B	..
4050	Plate, sole	G.S.2142-4 ..	B	..
4063	Ram	Complete	G.S.2146-4 ..	B	..
4062	Ram, extension tube	G.S.2146-1-3 ..	B	..
4055	Ram, guide bottom	G.S.2144-1 ..	B	..
4061	Ram, wheel	G.S.2145-2 ..	B	..
4056	Tie bar, $\frac{1}{8}$ in. o.d., 11 $\frac{1}{2}$ in. long	G.S.2144-2 ..	B	..
4057	Tie bar, 1 $\frac{1}{8}$ in. o.d., 2 ft. 1 $\frac{1}{8}$ in. long	G.S.2144-2 ..	B	..
4058	Tie bar, 1 $\frac{1}{8}$ in. o.d., 3 ft. 1 $\frac{1}{8}$ in. long	G.S.2144-2 ..	B	..
4068	Top guide	For tow-bar	G.S.2148-2 ..	B	..
4067	Tow-bar	G.S.2147-4 ..	B	..
4054	Wheel and axle	Complete	G.S.2145-4 ..	B	..
778	Plane repairing	3 ft 6 in. × 6 ft. 0 in.	G.S.2145-4, G.S.606 and relevant drgs.	A	..

RESTRICTED

RESTRICTED

AIRCRAFT GROUND HANDLING EQUIPMENT

SECTION 4GB—cont.

1	2	3	4	5	6	7
	TRESTLES—cont.					
	Transportation:—					
2991	Adaptor sets	5-ton Long Low Loader	43G/S.A.L./130 ..		A	set
	Consisting of:—					
3002	Clamp	43G/S.A.L./130 ..	4	C	each
3003	Plate, side rail, drilled	43G/S.A.L./130 ..	4	C	..
3004	Plate, side rail, undrilled	43G/S.A.L./130 ..	2	C	..
3005	Support	43G/S.A.L./130 ..	4	C	..
2807	Adaptor, No. 1	43G/S.A.L./101 ..	2	C	each
2660	Adaptor, No. 2	43G/S.A.L./110 ..	2	C	..
	Accessories:—					
2996	Stop-plate	2	C	..
2661	Adaptor, No. 3	2	C	..
	Accessories:—					
—	Stop-plate	Ref. No. 2996	2	—	—
	Beams:—					
3079	4 ft.	H section	43G/S.A.L./153 ..		A	each
2805	7 ft. 6 in.	H section	43G/S.A.L./107 ..		A	..
3131	Aerofoil, heavy	43G/S.A.L./155 ..		A	..
3019	Fuselage, front half	43G/S.A.L./148 ..	2	A	..
3020	Fuselage, rear half	43G/S.A.L./148 ..		A	..
	Accessories:—					
3366	Bracket	43G/S.A.L./158 ..		C	pair
	Blocks, support:—					
2662	No. 1	43G/S.A.L./118 ..	2	C	each
2985	No. 2	43G/S.A.L./143 ..	2	C	..
3024	No. 3	For rudder	43G/S.A.L./149 ..		A	..
3022	Box	For fin	43G/S.A.L./149 ..	2	C	..
2808	Bracket, centre section, front, No. 1	43G/S.A.L./115 ..	2	C	..
2656	Carrier, wing root	Adjustable	43G/S.A.L./123 ..	2	C	..
2655	Carrier, wing tip	Adjustable	43G/S.A.L./122 ..	2	A	..
2986	Stand, fuselage, rear, No. 2	43G/S.A.L./144 ..		A	..
2804	Stand, supporting, No. 1	For use with Ref. No. 2657	43G/S.A.L./104 ..		A	..
3021	Stand, supporting, No. 2	For rudder	43G/S.A.L./149 ..		A	..

RESTRICTED

RESTRICTED
19

AIRCRAFT GROUND HANDLING EQUIPMENT

SECTION 4GB—cont.

1	2	3	4	5	6	7
	TRESTLES—cont.					
	Transportation—cont.					
	Accessories—cont.					
3014	Support	For fin.. .. .	43G/S.A.L./149 ..	10	C	each
3023	Support, centre	43G/S.A.L./150 ..		A	„
2657	Transportation, Universal, No. 1	Comprising one left-hand and one right-hand trestle. Complete with clamping plates, nuts, bolts, washers and 4 wood packings.	43G/S.A.L./108 ..		A	set
	Accessories:—					
2658	Beam, centre	10-ft. H section	43G/S.A.L./2992 ..		A	each
2659	Transportation, Universal, No. 2	43G/S.A.L./111 ..	2	A	„
5669	Transportation, Universal, Mark 3	41G/S.A.L./249 ..		A	set
2554	Tail, Type D	Tripod pattern, adjustable without bearer bar.	D.I.S. G.S.458 and all relevant drgs.		A	each
	Accessories:—					
2555	Bar, bearer	G.S.1015-1 ..		B	„
4483	Tail, Type E	Modified Type D trestle	1	A	„
4484	Tail, Type F	Modified Type D trestle	1	A	„
	TROLLEY, salvage:—					
3732	Main, Type C	Complete. 10-ton capacity. Fitted with tracks.	G.S.1927 to 1930 ..		A	„
	Spares:—					
3733	Track	Complete	Roadless Traction 12336.		A	„

RESTRICTED

RESTRICTED

AIRCRAFT GROUND HANDLING EQUIPMENT
INDEX TO REFERENCE NUMBERS
SECTION 4GB—cont.

Ref. No.	Page No.	Ref. No.	Page No.	Ref. No.	Page No.	Ref. No.	Page No.	Ref. No.	Page No.	Ref. No.	Page No.	Ref. No.	Page No.	Ref. No.	Page No.	Ref. No.	Page No.	Ref. No.	Page No.
275	15	1465	17	2092	8	2808	19	3621	5	4043	18	4175	1	4937	11	5105	11	5741	11
276	15	1466	17	2285	10	2985	19	3726	14	4044	18	4176	2	4940	11	5106	11	5746	12
520	7	1467	17	2286	10	2986	19	3727	14	4045	18	4202	7	4942	6	5107	11	5747	12
778	18	1468	17	2451	15	2991	19	3728	14	4046	18	4203	7	4943	2	5338	9	5756	6
793	15	1469	17	2452	16	2996	19	3732	20	4047	18	4204	7	4944	13	5341	1	5757	6
794	15	1470	17	2453	16	3002	19	3733	20	4050	18	4235	13	4945	13	5342	1	5758	6
795	15	1471	17	2454	16	3003	19	3783	7	4051	18	4236	14	4946	13	5343	1	5759	6
796	16	1472	17	2455	16	3004	19	3784	7	4052	18	4237	14	4947	13	5344	1	5760	6
797	16	1473	17	2456	15	3005	19	3785	7	4053	18	4238	14	4948	13	5345	1	5761	6
798	16	1474	16	2457	15	3014	20	3823	4	4054	18	4239	14	4949	13	5419	1	5762	6
799	16	1475	16	2458	15	3019	19	3824	4	4055	18	4240	14	4950	13	5450	7	5763	6
800	16	1476	16	2459	15	3020	19	3825	4	4056	18	4241	14	4951	13	5451	7	5764	6
801	16	1477	16	2460	15	3021	19	3826	4	4057	18	4242	14	4952	13	5610	14	5765	6
802	16	1478	17	2461	15	3022	19	3827	4	4058	18	4244	9	4953	15	5612	2	5766	6
803	16	1479	17	2462	16	3023	20	3828	4	4059	18	4245	9	5049	11	5621	1	5767	6
804	16	1480	18	2550	8	3024	19	3829	4	4060	18	4246	9	5050	12	5622	4	5768	6
805	16	1481	18	2554	20	3068	1	3830	4	4061	18	4247	9	5051	12	5623	4	5769	6
806	17	1482	18	2555	20	3070	2	3831	4	4062	18	4248	9	5052	12	5656	1	5770	6
807	17	1495	13	2573	17	3071	2	3832	4	4063	18	4249	9	5053	12	5669	20	5799	12
809	16	1496	12	2655	19	3079	19	3833	4	4064	18	4250	9	5054	11	5689	11	5800	12
1285	12	1497	12	2656	19	3114	2	3834	4	4065	18	4251	9	5055	11	5690	11	5801	11
1286	13	1498	12	2657	20	3118	2	3835	4	4066	18	4252	9	5056	11	5691	11	5889	8
1309	12	1499	12	2658	20	3120	2	3837	5	4067	18	4254	13	5057	10	5692	11	5890	8
1340	14	1500	13	2659	20	3121	1	3838	5	4068	18	4426	4	5058	10	5706	8	5891	8
1365	3	1501	13	2660	19	3131	19	3839	5	4083	7	4430	4	5059	11	5715	11	5892	8
1455	16	1502	13	2661	19	3132	3	3841	4	4084	7	4483	20	5060	12	5716	12	5893	8
1456	17	1584	14	2662	19	3133	3	3842	4	4086	8	4484	20	5063	11	5717	11	5899	2
1459	15	1630	17	2792	3	3207	1	3843	4	4087	8	4894	10	5064	11	5718	11	5904	2
1460	15	1762	14	2793	4	3228	2	3844	5	4137	6	4895	10	5081	11	5725	9	6004	9
1461	15	1783	17	2794	9	3366	19	3891	9	4138	6	4902	11	5083	11	5726	9	6005	9
1462	15	2000	17	2804	19	3457	7	3926	8	4139	6	4916	10	5084	11	5727	9	6006	9
1463	16	2002	17	2805	19	3458	7	3928	2	4171	17	4925	13	5088	12	5739	12	6007	9
1464	17	2003	17	2807	19	3595	10	3983	18	4174	1	4936	12	5089	12	5740	11	6008	9

A/L 236

RESTRICTED

RESTRICTED

**AIRCRAFT GROUND HANDLING EQUIPMENT
INDEX TO REFERENCE NUMBERS
SECTION 4GB—cont.**

Ref. No.	Page No.	Ref. No.	Page No.	Ref. No.	Page No.	Ref. No.	Page No.	Ref. No.	Page No.	Ref. No.	Page No.	Ref. No.	Page No.	Ref. No.	Page No.	Ref. No.	Page No.
6022	4	6590	4														
6023	4	6595	8														
6024	4	6602	2														
6025	5	6603	4														
6026	4	6613	11														
6027	5	6645	5														
6028	4	6723	6														
6029	4	6737	5														
6030	5	6742	8														
6031	5	6752	8														
6032	5	6959	5														
6033	5	6966	6														
6034	5	7024	7														
6113	12	7203	2														
6114	10	7238	5														
6115	10	7260	5														
6116	8	7261	5														
6129	5	7262	6														
6191	9	7263	6														
6192	10	8083	10														
6193	10	8208	4														
6194	10	8239	10														
6195	10	8381	6														
6196	10																
6197	10																
6198	8																
6199	8																
6239	10																
6265	11																
6464	2																
6465	2																
6573	2																

RESTRICTED

RESTRICTED
22

RESTRICTED

Issued with A/L. 238

**AIR PUBLICATION 108
BOOK 15
SECOND EDITION**

**SECTION 4GC
AIRCRAFT COMPONENT SLINGING EQUIPMENT**

**Items under Section 4GC
are covered by
VOTE 7 F I(a)**

RESTRICTED

MINISTRY OF DEFENCE
AIR PUBLICATION 1086, BOOK 15
SECOND EDITION

VOCABULARY OF ROYAL AIR FORCE EQUIPMENT
AIRCRAFT COMPONENT SLINGING EQUIPMENT
SECTION 4G0

(29th April, 1965)

Ref. No.	Nomenclature	Detail	Drg or Part No.	No. off	Class of Store	Denom of Qty.
1	2	3	4	5	6	7
2557	BEAMS, slinging— No. 4	Naval aviation only	D.I.S. Misc. 736 and relevant drgs.		A	each
	Accessories—					
	Nuts—					
3994	No. 4/6	T.R. 1421 and C.D.42017/3/4		C	..
3992	No. 5	C.D.42017-2/3 and 4.		C	..
3993	No. 6	C.D.42017-1/3 and 4.		C	..
	Strops —	For use with Firebrand and Sea Fury aircraft				
3615	No. 1	C.D.42129/1		C	..
3616	No. 2	C.D.42129/2		C	..
3927	No. 3	For Sea Fury T.R./14B	T.R. 1413		C	..
3938	No. 4	Forward Sabre, Firebrand	C.D.42019-1		C	..
3939	No. 5	Forward Griffon, Firefly	C.D.42019-2		C	..
3940	No. 6	Forward Merlin, Barracuda	C.D.42030-1		C	..
3941	No. 7	Rear Firefly	C.D.42022-1		C	..
3942	No. 8	Rear Griffon	C.D.42022-2		C	..
3943	No. 9	Rear Merlin	A.D.18519-1		C	..
3944	No. 10	Rear Merlin, Barracuda	A.D.18519-2		C	..

A/L 238

RESTRICTED

RESTRICTED

AIRCRAFT COMPONENT SLINGING EQUIPMENT

SECTION 4GC—cont.

1	2	3	4	5	6	7
	BEAMS, slinging—cont.					
	No. 4—cont.					
	Accessories—cont.					
	Strops—cont.					
3945	No. 11	Rear Sabre, Firebrand	A.D.18520-1		C	each
5349	Rear	For Centaurus Power Plant. S/S 4135. Naval aviation only.	G.M.C./2139		A	„
2651	No. 5	For Hercules and Taurus engines and power plants.	D.I.S. Misc. 743 and relevant drgs.		A	„
2731	No. 6	Naval aviation only	D.I.S. 113 and relevant drgs.		A	„
2819	HOIST, bomb loading, Type B	To be demanded in accordance with A.M.O. N.626/54.	D.I.S. ARM, 255		A	„
	Accessories—					
1388	Belt, sling, Type D	For use with bomb 112 lb. to 550 lb. ..	A.D.11513	1	B	„
5705	Belt, sling, Type D, Mark 2	Naval aviation only			B	„
2873	Belt, sling, Type E	9 lb. 25 in. overall length. For use with bomb up to 1,000 lb.	E.Q. ARM/2057/2		B	„
6229	Plate, identification	Naval aviation only	A/R.G. 3150	1	C	„
5883	HOIST, bomb loading, Type B, Mark 2		G.A. ARM 109305	1	A	„
3360	HOIST, bomb loading, Type C	114 lb. 3 ft. 6 in. × 2 ft. 3 in. × 9 in. Complete with Cable hook end, Ref. No. 3582, Tube assy., Ref. No. 3363 and Attachment hook-end (No. 4 attachment) Ref. No. 4233.	D.I.S. G.G. 105		A	„
	Accessories—					
5339	Belt, sling	For Naval aviation only			B	„
—	Belt, sling, Type E	Ref. No. 2873			C	—
6389	Belt, sling, Type F	For Naval aviation only		1	C	each
4228	Bracket, bomb loading	In sets of two brackets. For use with 100 lb. to 1,000 lb. carriers	R.A.E. Drg. No. ARM.35200 G.A.		B	set
3364	Trunnion attachment	No. 2 attachment. For Naval aviation only. Firefly aircraft.	Drg. No. G.A. Sched. No. A.9035		B	each

RESTRICTED

RESTRICTED

AIRCRAFT COMPONENT SLINGING EQUIPMENT

SECTION 4GC—cont.

1	2	3	4	5	6	7
	HOIST, bomb loading, Type C—cont.					
	Accessories—cont.					
4919	Trunnion	Naval aviation only	C.8597		A	each
6999	Trunnion	Naval aviation only	ARM/A/133648	1	C	"
	Spares—					
6818	Attachment, hook end, No. 4	GA/ARM/133645	1	B	"
4276	Attachment, link, L.H.	For use with Ref. No. 6818	C.8629		C	"
4275	Attachment, link, R.H.	For use with Ref. No. 6818	C.8628		C	"
3869	Ball, suspension	C.8600		B	"
3870	Bearing, ball	M.J.17		B	"
6995	Body-friction pad	Naval aviation only	D.8777	1	C	"
6321	Bolt, adjusting, clutch	D.8651	1	C	"
3582	Cable, hook end	C.8617		B	"
3871	Clutch, nut	D.8771		C	"
3872	Clutch, spring	D.8627		C	"
6997	Collett	Naval aviation only	ARM/A/133649	1	C	"
7032	Cover, drum	Naval aviation only	C.8327	1	C	"
7001	Drum	Naval aviation only	B.8333	1	C	"
3873	Feet, heavy type	C.8341		C	"
—	Handle assembly	Reference 4GA/361			—	—
6996	Hook	Naval aviation only	ARM/A/133646	1	C	each
3874	Pad, friction plunger	D.8778		B	"
3875	Pad, friction, spring	D.8779		C	"
3876	Pawl, input	C.8622		B	"
3877	Pawl, output	C.8347		B	"
3878	Piece, distance, fork	D.8599		C	"
3879	Piece, distance, link	D.8598		C	"
5416	Pin, pip, Type A, $\frac{3}{8}$ in. diam. \times 2.7 in. long	A.627		A	"
—	Pin, sighting	Reference 4GA/349			—	—
—	Plate, modification	Reference 4GA/357			—	—
—	Plug, handle	Reference 4GA/207			—	—
—	Ring, brake, centre	Reference 4GA/355			—	—
—	Ring, brake, retaining	Reference 4GA/354			—	—
6998	Ring, locking	Naval aviation only	ARM/A/133651	1	C	each
3881	Rubber, foot	D.8623		C	"

RESTRICTED

RESTRICTED

AIRCRAFT COMPONENT SLINGING EQUIPMENT

SECTION 4GC—cont.

1	2	3	4	5	6	7
	HOIST, bomb loading, Type C—cont.					
	Spares—cont.					
7033	Shaft output assy.	Naval aviation only	C.9004	1	C	each
7034	Sleeve	Naval aviation only	D.8372	1	C	"
3882	Sheave	D.8586		B	"
3883	Shim	D.8587		B	"
3884	Shield, grit	D.8588		B	"
3885	Spindle, suspension ball	D.8565		B	"
3886	Spindle, trunnion	D.8306		B	"
—	Strap, input pawl	Reference 4GA/102			—	—
3363	Tube assembly	A.8645 (Gyrul Gears) B8589, D.8585, 8586, 8587, 8588.		B	each
	Consisting of—					
3887	Tube assembly, inner	With fork	B.8625		B	"
3888	Tube assembly, outer	B.8626		B	"
3889	Washer	D.8307		C	"
6123	Washer	ARM./59055/2	1	C	"
7000	Washer	ARM/A/133650	1	C	"
5910	HOIST, bomb loading, Type C, Mark 2	ARM./C/83327	1	A	"
	Spares—					
5909	Cable, c/w shackle end fitting		1	C	"
	HOIST, heavy aircraft components—					
5425	250 lb.			A	"
5699	2½ cwt.	A.41/5	1	A	"
5703	5 cwt.	A.42/1	1	A	"
5752	10 cwt.		1	A	"
	Accessories—	For Ref. Nos.—				
5433	Ball, end	5425, 5699, 5703	25/41		B	"
6848	Spring, gater	41/149		C	"
6100	Ball, end, 1 ¹ / ₁₆ in.	43/80	1	A	"
5755	Ball, bottom sheath	5752	C.43/89	1	A	"
6242	Bracket, lifting, Type 551 generator	32MU/75657	1	C	"

RESTRICTED

RESTRICTED

AIRCRAFT COMPONENT SLINGING EQUIPMENT

SECTION 4GC—cont.

1	2	3	4	5	6	7
	HOISTS, heavy aircraft components—cont.					
	Accessories—cont.	For Ref. Nos.—				
5772	Cable, ball, 1½ in., spherical	5752	C.43/90	1	A	each
7231	Cover, bearing	5752	D.43/35	1	C	
5732	Elbow, joint, 115°	5425, 5699, 5703	37/1	1	A	..
6632	Grip, crank handle (plastic)	4530, 5744, 5426, 5743	41/85	1	C	..
5430	Handle, winch, 6 in.	5425	39/2	1	A	..
5744	Handle, winch, 6 in.	5699, 5703	41/78	1	A	..
	Spares—					
6938	Spring, boss handle locating	41/80	1	C	..
5426	Handle, winch, 9 in.	5425	39/1	1	A	..
5743	Handle, winch, 9 in.	5699, 5703	41/77	1	A	..
	Spares—					
6587	Clip, spring, retaining	Didsbury	1	C	..
—	Spring, boss handle, locating	Ref. No. 6938		1	—	..
6098	Hook, cable end	43/53	1	A	each
5429	Hook, cable, winch	5425, 5699, 5703	41/76	1	A	..
5701	Sheath, bottom, double purchase, lower, 2½ cwt.	5425, 5699	41/64	—	A	..
5737	Sheath, bottom, double purchase, 5 cwt.	5703	42/37	1	A	..
7320	Sheath, overwing	5699	D.43/81	1	B	..
5734	Sheath, overwing winding	5425, 5699	32/8	1	B	..
5738	Sheath, overwing winding	5703	36/15	1	A	..
6263	Sheath, overwing winding	5699, 5703, 5752	42/51	1	A	..
6036	Sheath, top	42/50	1	A	..
	Sheaths, top—					
5754	C/w. ball attachment	5752	C.43/88	1	A	..
	Spares—					
6099	Ball, 1 1/16 in.	43/111	1	A	..
6581	Ball, 1½ in.	D.44/70	1	A	..
6097	Hook	43/59	1	A	..
5976	17 in.	5425, 5699	41/116	1	A	..
5700	No. 1	5425, 5699	41/63	—	A	..
5736	No. 1(hook 5) cwt.	5703	42/27	1	B	..
5432	No. 2	5425, 5699	30/14	1	A	..
5448	No. 3 (ball)	5425, 5699, 5703	30/12	1	A	..

RESTRICTED

RESTRICTED

AIRCRAFT COMPONENT SLINGING EQUIPMENT

SECTION 4GC—cont.

1	2	3	4	5	6	7
	HOISTS, heavy aircraft components—cont.					
	Accessories—cont.	For Ref. Nos.—				
	Sleeves, connecting, tube, extension—					
5447	90°	5425, 5699, 5703	29/29	1	B	each
5446	Straight	5425, 5699, 5703	41/10	1	B	"
5735	Spigot	5425, 5699, 5703	36/12	1	B	"
6262	Spigot	5699, 5703, 5752	42/61	1	B	"
7321	Spigot	5699	D.43/82	1	B	"
7132	Tube, coupling	5752	D.43/136	1	B	"
	Tube, extension—					
5431	4½ in.	5425, 5699, 5703	29/13	1	B	"
5445	6 in.	5425, 5699, 5703	41/38	1	B	"
5442	12 in.	5425, 5699, 5703	41/99	1	B	"
6093	12 in.	43/64	1	A	"
6094	24 in.	43/65	1	A	"
5427	24 in.	5425, 5699, 5703	41/100	1	B	"
5443	36 in.	5425, 5699, 5703	41/101	1	B	"
5730	48 in.	5425, 5699, 5703	41/102	1	B	"
5444	60 in.	5425, 5699, 5703	41/103	1	B	"
5753	60 in.	5752	D.43/68	1	A	"
6117	72 in.	43/69	1	A	"
5452	84 in.	5425, 5699, 5703	29/19	1	B	"
	Spares—	For Ref. Nos.—				
6710	Boss, drum sleeve	5752	D.43/36	1	C	"
5568	Brake assembly	5425	D.25/32	1	C	"
6010	Brake band assembly	5699	D.41/43	1	B	"
6013	Brake band assembly	5703	D.42/23	1	B	"
6016	Brake band assembly	5752	D.43/29	1	B	"
8717	Bush, cable guide	5703	42/15	1	C	"
5567	Cable	5425	D.25/39	1	C	"
6009	Cable	5699	D.41/32	1	B	"
6012	Cable	5703	D.24/20	1	B	"
6015	Cable	5752	D.43/38	1	B	"
7002	Cable, release	D41/41	1	C	"

RESTRICTED

RESTRICTED

AIRCRAFT COMPONENT SLINGING EQUIPMENT

SECTION 4GC—cont.

1	2	3	4	5	6	7
	HOIST, heavy aircraft components—cont.					
	Spares—cont.	For Ref. Nos.—				
	Chains, roller, c/w end clips—					
6683	8 mm. pitch × 50 pitches	5425		1	C	each
6682	8 mm. pitch × 58 pitches	5425		1	C	"
6774	$\frac{1}{16}$ in. pitch × 60 pitches	5703		1	C	"
7241	50 pitches	5699		1	C	"
7239	52 pitches	5699	BS. No. 2	1	C	"
7240	58 pitches	5699		1	C	"
7215	Dog, driving	5699, 5703, 5752	41/46	1	C	"
7247	Handle, 9 in.	5699, 5703, 5752. (Supersedes Ref. No. 5743)	41/163	1	A	"
6714	Knob, clamping	5753	D41/93	1	C	"
6716	Pawl, spring loaded	5703	D41/21	1	C	"
7159	Pin, stop, cable drum	5703	42/45	1	C	"
7201	Screw, drum stop, Allen type	5703		1	C	"
—	Screw, grub, 2 B.A. × $\frac{3}{8}$ in.	5753. Reference 28S/14665		2	—	—
	Screws, socket cap head—					
6084	$\frac{1}{4}$ in. B.S.F. × $\frac{7}{8}$ in. long	5425	Allen	—	C	each
6085	2 B.A. × $\frac{5}{8}$ in. long	5425		—	C	"
6086	4 B.A. × $\frac{3}{8}$ in. long	5425		—	C	"
5569	Shoe, governor	5425. (Qty. 4 per set)	D25/36	1	C	set
6011	Shoe, governor	5699. (To be demanded in sets of 4)	D41/35	1	B	"
6019	Shoe, governor	5703. (To be demanded in sets of 4)	D42/35	1	B	"
6017	Shoe, governor	5752. (To be demanded in sets of 6)	D43/36	1	B	"
8052	Spring, crank disengaging	5743, 5744, 7247	41/92	1	C	each
6713	Stud	5753	D41/94	2	C	"
6715	Wheel-chain	5703	D.42/18-39T	1	C	"
8205	Wheel, ratchet	5752	43/41	1	C	"
6648	HOIST, multi-purpose, servicing—		D50/64	1	A	
	Accessories—					
6975	Arm, towing			1	B	"
6649	Fork, attachment		D.49/73	1	A	pair
6670	Fork, support		D50/143	1	A	each
	Jibs—					
6650	No. 1		D50/123	1	A	"

RESTRICTED

7

RESTRICTED

AIRCRAFT COMPONENT SLINGING EQUIPMENT

SECTION 4GC—cont.

1	2	3	4	5	6	7
	HOIST, multi-purpose, servicing—cont.					
	Accessories—cont.					
	Jib—cont.					
	No. 1—cont.					
	Spares—					
7014	Chain, c/w hook			1	C each
6671	No. 2			1	A "
6672	No. 3			1	A "
	Spares—					
8361	Block, anchor			1	C "
7164	Cable			1	C "
7208	Hook			1	C "
7211	Sheath assembly			1	C "
6673	No. 4			1	A "
6674	No. 5			1	A "
	Spares—					
7015	Chain, c/w hook			1	C "
8405	No. 6, 12 cwt.			1	A "
6987	Ladder, access			1	A "
6986	Platform, cantilever			1	A "
6669	Platform, servicing—Personnel			1	A "
8406	Wheel, transporting			1	A "
	Spares—					
7422	Block, ratchet brake			1	C "
6988	Bracket, ladder attachment			1	B "
6750	Bracket, pillar	C/w rollers		1	A pair
8219	Bracket, winch mounting			1	C each
7409	Bracket, winch winding mechanism			1	C "
7398	Brake assy., floor			1	A "
7416	Brake, floor			1	B "
7407	Bush, pulley bearing			1	C "
6980	Cable	For Ref. No. 5703 when used on 6648 only ..		1	B "
7413	Carriage assy.			1	B "
8210	Castor assy. less wheel	See also 7143		1	C "
7424	Castor assy. less wheel	C/w. locking plate		1	C "

RESTRICTED

RESTRICTED

AIRCRAFT COMPONENT SLINGING EQUIPMENT

SECTION 4GC—cont.

1	2	3	4	5	6	7
	HOIST, multi-purpose, servicing—cont.					
	Spares—cont.					
	Circlips, internal—					
8223	$\frac{7}{8}$ in. diam.	Anderson 1400	4	C	each
7411	$1\frac{1}{8}$ in. diam.	Anderton 1300	4	C	"
7408	2 in. diam.	Anderton 1300	4	C	"
7417	Foot, aluminium	50/71	1	C	"
8211	Fork assy. castor	50/188	1	C	"
7418	Pad, rubber	50/72	1	C	"
7421	Pawl, $\frac{3}{8}$ in. \times $\frac{7}{8}$ in. m/s.	50/134	1	C	"
7412	Pawl, safety lock	49/49	1	C	"
7405	Pulley, pillar top	50/20	1	C	"
7410	Pulley, winding mechanism bracket	42/32	1	C	"
7406	Shroud, pulley	49/45	1	C	"
8407	Spout, feed-off	42/7	1	C	"
7420	Spring, compression	50/121	1	C	"
7423	Spring, pawl	42/132	4	C	"
7414	Spring, pawl lever	49/54	1	C	"
7419	Spring, return	50/166	1	C	"
7143	Wheel assembly	D50/110	1	C	"
7415	Wheel, carriage	50/159	1	C	"
6939	Wheel, plastic	D50/109	3	C	"
7994	HOIST, multi-purpose, servicing, Mark 2	D.50/288	—	A	. . .
7016	SLING, AND ADAPTOR, loading	For Naval aviation only	A.362/1	1	C	"
	SLINGS, aircraft engine—					
8232	Artouste, A.A.P.P.	PE.3696	1	A	"
6506	Artouste, A.A.P.P. C/w T/S stand	For Reference Nos. 40B/1266 and 1544	Blackburn 12590	1	A	"
5348	Avon, universal, Mark 2.	For Marks 104, 105, 107-110, 201 & 203 engines	J.53558		A	"
	Accessories—					
5714	Plate, adaptor, front pick-up	For use on Avon engine Mark 203	J.53939		B	"
5437	Bombardier	L.B.1825		A	"

RESTRICTED

RESTRICTED

AIRCRAFT COMPONENT SLINGING EQUIPMENT

SECTION 4GC—cont.

1	2	3	4	5	6	7
1359	SLINGS, aircraft engine—cont. Cheetah 9 and 10	Complete	D.I.S. Misc. 632 and relevant drgs. R.R.J.47280		A	each
4398	Derwent, Type C	For Marks 5 and 8 engines			A	..
4488	Spares— Ring, round, main lifting, 4 in. int. diam. × 7/8 in. diam.	Metal. 1 ton 2½ cwt. and proof load accordingly	R.R.B.S.781, S.W.L.		C	..
6132	Gazelle	For Gazelle, Mark 10001	ANR/85155	1	A	..
7195	Bolt, ½ in. × 20 U.N.F.	NR.86675	1	C	..
7196	Bolt	NR.86676	1	C	..
1354	Gipsy Major 1	Complete	G.M.4265/B		A	..
891	Consisting of— Hook, Type B	A.D.11335/2		C	..
895	Ring, round	A.D.11335/4		B	..
—	Thimble, brass 0.27 in. diam. of groove	Reference 28Y/3008		4	—	—
—	Wire, steel, extra flexible, pre-formed 45 cwt.	Reference 28X/3452, 6 ft. 6 in.		4	—	—
4177	Gipsy Queen	For Prentice aircraft	G.M. 10087 and relevant drgs.		A	each
4217	Goblin, Type C	De-Havilland No. E.P. 5002		A	..
2350	Griffon	Complete 2 and 61	R.R. D.I.S. 105 and relevant drgs.		A	..
3418	Hercules, 100	Complete	F.B.140157		A	..
4513	Leonides	For engines and engine change units	A.71069 (Alvis drg.)		A	..
1454	Merlin up to Mark 59	Complete	D.I.S. No. 22 and relevant drgs.		A	..
2268	Merlin, Mark 60 upwards	Complete	D.I.S. No. 73- R.R. J.26766		A	..
3432	Nene 1	Naval aviation only	B.K.1354		A	..
4859	Sapphire	A.B.24253		A	..
5370	Accessories— Hook attachment	For use with engines in Victor aircraft	AB.31428		B	..
5436	Viper	M.17286		A	..

RESTRICTED

RESTRICTED

AIRCRAFT COMPONENT SLINGING EQUIPMENT

SECTION 4GC—cont.

1	2	3	4	5	6	7
	SLINGS, aircraft engine—cont.					
	Viper—cont.					
	Accessories—					
6507	Bracket attachment, lifting	Viper E.C.U. Port and starboard	M 20260 A. & B.	1	C	each
8081	Viper, 30101		1	A	"
2362	Wasp, twin	Complete S3CG, S3C4G, SB4G	G.M.9080 and all relevant drgs.		A	"
7142	SLING, beam, universal	(For E.C.M.)		1	A	
	SLINGS, engine—		Bristol Drg. No.			
5665	Centaurus	F.B.197101	1	A	"
	Spares—					
6383	Pin, shackle, $\frac{1}{2}$ in. diam.	FB.195125	2	C	"
6381	Pin, shackle, $\frac{3}{8}$ in. diam.	FB.201376	1	C	"
6382	Shackle, $\frac{1}{2}$ in. diam.	FB.195124	2	C	"
6380	Shackle, $\frac{3}{8}$ in. diam.	FB.194127	1	C	"
6223	Shackle, bow, 2 $\frac{3}{4}$ ton, S.W.L.	1 $\frac{1}{8}$ in. diam. between jaws, c/w 1 $\frac{1}{8}$ in. diam. pin	Spec./BS/825	1	C	"
5640	Olympus	F.B.202287	1	A	"
	SLINGS, engine change unit—					
6079	Avon engine	For Avon 202	J.53938	1	A	"
6080	Avon engine	For Avon 208	J.53937	1	A	"
	Accessories—	For Ref. Nos. 6079 and 6080.				
6178	Link, adaptor	Naval aviation only	J.53940	1	A	"
6177	Plate, adaptor	Naval aviation only	J.53939	1	A	"
6944	Avon engine	(For lifting thrust reversal unit)		1	A	"
6942	Avon engine	For Mark 35001	C.P.6624	1	A	"
6984	Avon engine	(Mark 30101 engines)	C.P.6623	1	A	"
6574	Conway engine	For Mark 10301 engines	CP.2154	1	A	"
6730	Dart engine	CP.4787	1	A	"
6639	Gipsy engine	T.86508/2	1	A	"
8312	Gnome	Naval aviation only	T.77822	1	A	"
6744	Gnome engine, Mark 10101	T.77781	1	A	"
7161	Gnome engine, Marks 11001-11101	T.77822	1	A	"

RESTRICTED

RESTRICTED

AIRCRAFT COMPONENT SLINGING EQUIPMENT

SECTION 4GC—cont.

1	2	3	4	5	6	7
	SLINGS, engine change unit—cont.					
6771	Nimbus engine	SE.6980	1	A	each
6514	Olympus engine	For Vulcan Mark 2 aircraft only	FB.209004	1	A	"
7218	Olympus, Mark 30101	PE.1904	1	A	"
6747	Orpheus engine Mark 10001	FB.210122	1	A	"
6977	Sapphire engine Mark 2	PE.1267	1	A	"
7314	Tyne engine	CP.7851	1	A	"
7021	SLINGS, frame	(Lifting Dinghy Pannier)	K.11931	1	A	"
	SLINGS, lifting transit/servicing stands—					
	C/w engine change units—					
5377	Avon	GM.9161	—	A	"
6983	Avon	(Mark 30101 engines)	CP.6640	1	A	"
6943	Avon	(Mark 35001 engines)	CP.6928	1	A	"
5401	Bombardier	GM.9163	—	A	"
6575	Conway	CP.2496	1	A	"
6728	Dart	(When MVP bag is fitted)	CP.4788	1	A	"
6729	Dart	(2 legged for lifting from Top Arch)	CP.5118	1	A	"
6224	Gazelle (40B/1262)	ANR.1262	1	A	"
5400	Leonides	GM.9158	—	A	"
6772	Nimbus	SE.6981	1	A	"
7903	Nimbus	Naval aviation only	PE.4277	1	A	"
5625	Olympus	FB/202461/ T359669	—	A	"
6515	Olympus	FB./208999	1	A	"
7259	Olympus	PES.7727	1	A	"
6748	Orpheus	FB.210146	1	A	"
6209	Proteus (40B/1270)	FB.207168	1	A	"
6208	Proteus (40B/1226)	FB./209163	1	A	"
5624	Sapphire	GM.9160	—	A	"
5858	Sapphire	C/w T/S stand. For Reference No. 40B/1233	Bristol Siddeley UM/11363	1	A	"
3816	SLING, power plant	For lifting power plant and stand Type D or F	GM.10148	—	A	"

RESTRICTED

RESTRICTED

AIRCRAFT COMPONENT SLINGING EQUIPMENT

SECTION 4GC—cont.

1	2	3	4	5	6	7
4170	SLING, power plant universal	For Griffon 57 and Merlin 68A engines and power plants.	RRJD.2543	—	A	each
4209	Accessories— Case, packing	RRJD.2568	—	B	„
6037	Spares— Pin, pip	RRJC./2543, sht. 2, Aviation Develop- ments A.1013	1	C	„
1347	SLING, propeller n	8 lb. 8 in. × 6 in. × 6 in. For 3-bladed metal propeller and for Sea Hornet 4-bladed propellers.	DIS. Misc. 365	—	B	„
5399	SLING, propeller, nylon type	Supersedes Ref. No. 1347	AD.11472 Issue 6	—	B	„
6207	SLING, Scanner unit	67479/113	1	A	„
6727	SLING, transit stand	Gazelle E.C.U. Mark 161 (Naval aviation only)	ANR/85343	1	A	„
7316	SLING, transit stand	E.C.U.	CP.7852/1	1	A	„
4201	SLING, universal power plant	Naval aviation only. For lifting power plant and stand.		—	A	„

RESTRICTED

RESTRICTED

AIRCRAFT COMPONENT SLINGING EQUIPMENT

INDEX TO REFERENCE NUMBERS

SECTION 4GC—cont.

Ref. No.	Page No.	Ref. No.	Page No.	Ref. No.	Page No.	Ref. No.	Page No.	Ref. No.	Page No.	Ref. No.	Page No.	Ref. No.	Page No.	Ref. No.	Page No.	Ref. No.	Page No.	Ref. No.	Page No.
891	10	3877	3	4398	10	5567	6	6009	6	6229	2	6713	7	6997	3	7314	12	8219	8
895	10	3878	3	4488	10	5568	6	6010	6	6242	4	6714	7	6998	3	7316	13	8223	9
1347	13	3879	3	4513	10	5569	7	6011	7	6262	6	6715	7	6999	3	7320	5	8232	9
1354	10	3881	3	4859	10	5624	12	6012	6	6263	5	6716	7	7000	4	7321	6	8312	11
1359	10	3882	4	4919	3	5625	12	6013	6	6321	3	6727	13	7001	3	7398	8	8361	8
1388	2	3883	4	5339	2	5640	11	6015	6	6380	11	6728	12	7002	6	7405	9	8405	8
1454	10	3884	4	5348	9	5665	11	6016	6	6381	11	6729	12	7014	8	7406	9	8406	8
2268	10	3885	4	5349	2	5699	4	6017	7	6382	11	6730	11	7015	8	7407	8	8407	9
2350	10	3886	4	5370	10	5700	5	6019	7	6383	11	6744	11	7016	9	7408	9	8717	6
2362	11	3887	4	5377	12	5701	5	6036	5	6389	2	6747	12	7021	12	7409	8		
2557	1	3888	4	5399	13	5703	4	6037	13	6506	9	6748	12	7032	3	7410	9		
2651	2	3889	4	5400	12	5705	2	6079	11	6507	11	6750	8	7033	4	7411	9		
2731	2	3927	1	5401	12	5714	9	6080	11	6514	12	6771	12	7034	4	7412	9		
2819	2	3938	1	5416	3	5730	6	6084	7	6515	12	6772	12	7132	6	7413	8		
2873	2	3939	1	5425	4	5732	5	6085	7	6574	11	6774	7	7142	11	7414	9		
3360	2	3940	1	5426	5	5734	5	6086	7	6575	12	6818	3	7143	9	7415	9		
3363	4	3941	1	5427	6	5735	6	6093	6	6581	5	6848	4	7159	7	7416	8		
3364	2	3942	1	5429	5	5736	5	6094	6	6587	5	6938	5	7161	11	7417	9		
3418	10	3943	1	5430	5	5737	5	6097	5	6632	5	6939	9	7164	8	7418	9		
3432	10	3944	1	5431	6	5738	5	6098	5	6639	11	6942	11	7195	10	7419	9		
3582	3	3945	2	5432	5	5743	5	6099	5	6648	7	6943	12	7196	10	7420	9		
3615	1	3992	1	5433	4	5744	5	6100	4	6649	7	6944	11	7201	7	7421	9		
3616	1	3993	1	5436	10	5752	1	6117	6	6650	7	6975	7	7208	8	7422	8		
3816	12	3994	1	5437	9	5753	6	6123	4	6669	8	6977	12	7211	8	7423	9		
3869	3	4170	13	5442	6	5754	5	6132	10	6670	7	6980	8	7215	7	7424	8		
3870	3	4177	10	5443	6	5755	4	6177	11	6671	8	6983	12	7218	12	7903	12		
3871	3	4201	13	5444	6	5772	5	6178	11	6672	8	6984	11	7231	5	7991	9		
3872	3	4209	13	5445	6	5858	12	6207	13	6673	8	6986	8	7239	7	8052	7		
3873	3	4217	10	5446	6	5883	2	6208	12	6674	8	6987	8	7240	7	8081	11		
3874	3	4228	2	5447	6	5909	4	6209	12	6682	7	6988	8	7241	7	8205	7		
3875	3	4275	3	5448	5	5910	4	6223	11	6683	7	6995	3	7247	7	8210	8		
3876	3	4276	3	5452	6	5976	5	6224	12	6710	6	6996	3	7259	12	8211	9		

RESTRICTED

RESTRICTED

RESTRICTED

Issued with A/L 194.

**AIR PUBLICATION 1086
BOOK 15
SECOND EDITION**

**SECTION 4K
GENERAL GROUND EQUIPMENT
(including REFUELLING EQUIPMENT)**

**Items under Section 4K
are covered by
VOTE 7G.3**

RESTRICTED

**VOCABULARY OF ROYAL AIR FORCE EQUIPMENT
GENERAL GROUND EQUIPMENT (INCLUDING REFUELLING EQUIPMENT)**

**SECTION 4K
(6th April, 1961)**

Ref. No.	NOMENCLATURE	DETAIL	Part or Drawing No.	No. off	Class of Store	Denom. of Qty.
1	2	3	4	5	6	7
	ADAPTORS, hose connection:—					
	Type A, double-ended:—					
	Male, B.S.P. thread:—		G.M./:—			
2484	$\frac{3}{4}$ in.	4360-1	—	A	each
2485	1 in.	4360-2	—	A	"
2486	$1\frac{1}{4}$ in.	4361-1	—	A	"
2487	$1\frac{1}{2}$ in.	4361-2	—	A	"
2488	2 in.	4362-1	—	A	"
2489	$2\frac{1}{2}$ in.	4362-2	—	A	"
2490	4 in.	6641	—	A	"
	Type B, double-ended:—					
	Female B.S.P. thread:—		G.M./:—			
2491	$\frac{3}{4}$ in.	4363-1	—	A	"
2492	1 in.	4363-2	—	A	"
2493	$1\frac{1}{4}$ in.	4364-1	—	A	"
2494	$1\frac{1}{2}$ in.	4364-2	—	A	"
2495	2 in.	4365	—	A	"
2496	$2\frac{1}{2}$ in.	4366	—	A	"
2497	4 in.	6642	—	A	"
	Type C:—					
	Female, B.S.P. thread:—		G.M./:—			
2498	1 in.— $\frac{3}{4}$ in.	4367-1	—	A	"
2499	$1\frac{1}{2}$ in.—1 in.	4367-2	—	A	"
2516	$1\frac{1}{2}$ in.—1 in.	4370	—	A	"
2500	$1\frac{1}{2}$ in.— $1\frac{1}{4}$ in.	4368	—	A	"

RESTRICTED

RESTRICTED

**GENERAL GROUND EQUIPMENT (INCLUDING REFUELLING EQUIPMENT)
SECTION 4K—cont.**

1	2	3	4	5	6	7
	ADAPTORS, hose connection—cont.					
	Type C—cont.					
	Female, B.S.P. thread—cont.		G.M./:—			
2501	2 in.—1½ in.	4369	—	A	each
2502	2½ in.—2 in.	6643	—	A	"
2503	4 in.—2½ in.	6644	—	A	"
	Male, B.S.P. thread:—					
2827	2½ in.—1½ in.	Used with Ref. No. 2573 for conversion of open line refuellers to pressure refuelling.	GM/A/12573	1	A	"
2865	ADAPTORS, valve, inward vent:—		FC.630/10	1	B	"
	Spares:—					
2934	Valves, vacuum relief assembly	To be used in conjunction with Ref. Nos. 2573 and 2855.	FC.641/10	1	C	"
2901	APPARATUS, fuel tank servicing	Complete		—	A	—
	Consisting of:—					
—	Blowers, air, Type B	Reference 4A/2277 (or Type C, Reference 4A/2345)		1	—	—
—	Connectors, Type 10113/2	C/w. 3 ft. of flex. Reference 10HA/14841		1	—	—
—	Sockets, plessey	Reference 10HZ/560110		1	—	—
—	Helmets, fabric, Type F, size 3	Reference 22C/1391		1	—	—
	C/w.:—					
—	Bushes, rubber, split	Reference 22C/1395		4	—	—
—	Capsules, ear, left	Reference 22C/1393		1	—	—
—	Capsules, ear, right	Reference 22C/1394		1	—	—
—	Clips, attachment, oxygen mask	Reference 22C/1396		1	—	—
—	Connectors, Type 1045	1 ft. 6½ in. long. Reference 10HA/13158		1	—	—
—	Earpieces, Type 53	Reference 10AH/19		2	—	—
2944	Hose, plastic, non-kink, heavy duty	¾ in. i/d × 40 ft. long		1	C	each
—	Mask tube assemblies, Mark 2	Reference 6D/917		1	—	—
—	Plugs, bayonet union	Reference 6D/526 or 1433		1	—	—
—	Sockets, bayonet union	Reference 6D/527 or 1300		1	—	—
—	Tubing, flexible, L.P. oxygen	Reference 6D/1713 (3 ft. long)		1	—	—
—	Masks, oxygen, Type H, medium	Reference 6D/815		1	—	—
	BAGS:—					
2963	Canvas	Aircraft salvage	35 M.U. Drg., 1193M.	1	C	each

RESTRICTED

RESTRICTED

**GENERAL GROUND EQUIPMENT (INCLUDING REFUELLING EQUIPMENT)
SECTION 4K—cont.**

1	2	3	4	5	6	7
1147	BAGS—cont. Sand	Maintenance of ranges and temporary defence instructional purposes.		—	C	each
2476	BELLMOUTHS, hose	Attachment to refuellers not fitted with hose reels	DRG. No. G.S. 2149 Pts. 1-3	—	A	„
2457	BOARDS, serviceability, Type B	Naval aviation only		—	C	„
1360	CABINS, W/T operators	C/w. table, stool, door and door belts, but excluding W/T equipment.		—	A	„
1550	CARTS, hand, Type B	Metal	G. Stones, 1591 to 1595.	—	A	„
—	Spares:— Wheels, pneumatic, 19 in. × 5 in.	Reference 4G/4297		—	—	—
—	Wheels, steel, 30 in. × 5 in.	Reference 4G/2345		—	—	—
2917	CONTAINERS, polythene, 2 gall.	Heavyweight. Pouring unit, less pourer cap. For AVPIN dispensing.	Cat. No. 38017 and 38137.	1	A	each
2918	Spares:— Pourers, less pourer cap		1	C	„
2573	COUPLINGS, pressure refuelling, 2½ in. hose unit:— Avery Hardoll, Mark 1	FC.104	—	A	„
2830	Accessories:— Strainers, fuel hose unit	FC.406	1	A	„
2942	Spares:— Bodies, hose unit assembly	FC./:— 116	1	C	„
2771	Caps	C/w. cable attachment	426 assy.	2	B	„
2657	Caps, blanking assembly	122	1	A	„
2758	Caps, valve	538	2	A	„
2762	Handles	C/w. grip	120	2	B	„
2957	Levers, locking	184	1	C	„
2943	Pieces, stop	536	1	C	„
2763	Plates, buffer	537	2	A	„
2993	Plates, instruction	192	1	C	„
2994	Plates, instruction	193	1	C	„
2995	Plates, instruction	178	1	C	„
3012	Plugs, cam sleeve	177	1	C	„

RESTRICTED

Issued with A/I. 194 to A.P. 1086, Book 15, Second Edition
3

RESTRICTED

GENERAL GROUND EQUIPMENT (INCLUDING REFUELLING EQUIPMENT)
SECTION 4K—cont.

1	2	3	4	5	6	7
	COUPLINGS, pressure refuelling, 2½ in. hose unit —cont.					
	Avery Hardoll, Mark 1—cont.					
	Spares—cont.		FC./:...			
2765	Plugs, grounding		126	2	C	each
2916	Plungers, locking		185	1	C	"
2757	Rings, guide		229	2	C	"
	Rings "O",—		TR.			
2822	Fuel seal		539/B/66	2	C	"
2656	Fuel seal		346	1	C	"
2768	Fuel seal, cam sleeve		545/8/66	2	C	"
2769	Fuel seal, cam sleeve		600/B/66	4	C	"
2766	Fuel seal, hose connector		541/B/66	2	C	"
2767	Fuel seal, sealing		531/B/66	2	C	"
			FC./:—			
2829	Fuel seal, sealing		331-R.155	2	C	"
2770	Rings, protective		417	2	C	"
2821	Rings, seal, connector hose		430	—	C	"
2956	Rollers, c/w bush		139	1	C	"
3000	Bushes		175	1	C	"
2992	Screws, stop piece		—	1	C	"
2759	Seals, bonded		114/167	2	C	"
2760	Seatings, valve		535	2	C	"
2920	Spindles, locking		182	1	C	"
2658	Springs		206	1	C	"
2764	Springs, buffer		196	12	C	"
2761	Springs, locking plunger		181	2	C	"
2655	Springs, valve		146	1	C	"
3015	Stops, guide		194	1	C	"
2991	Valves, body	C/w. pin roller arm	164 and 211	1	C	"
2972	Bodies, valve		164	1	C	"
3013	Washers, retaining		176	1	C	"
2855	Avery Hardoll, Mark 2:— Spares:—		HU.204	1	A	"
			FC./:—			
3003	Cams, sleeve		850	1	C	"
2863	Caps, blanking assembly		861	1	A	"

RESTRICTED

RESTRICTED

**GENERAL GROUND EQUIPMENT (INCLUDING REFUELLING EQUIPMENT
SECTION 4K—cont.**

1	2	3	4	5	6	7
	COUPLINGS, pressure refuelling, 2½ in. hose unit					
	—cont.					
	Avery Hardoll, Mark 2—cont.					
	Spares—cont.		FC./:—			
3002	Connectors, hose		869	1	C	each
2864	Handle and hub assemblies		875	1	A	"
2997	Labels, instructional, Mark 2		853	1	C	"
2996	Pieces, stop		866	1	C	"
2052	Plugs, grounding, Mark 2 assembly	C/w. clip, wire and screws	857	1	C	"
3004	Plugs, retaining		862	1	C	"
—	Rings, "O", fuel seal	Ref. No. 2822	—	1	—	—
2858	Rings, "O", seal	For Ref. No. 3003		2	C	each
			TR.718/B/66			
			FC./:—			
2862	Rings, protective		864	1	C	"
2999	Roller-arms		867	1	C	"
3001	Spacers, roller		868	1	C	"
2860	Springs, valve seating		871	6	C	"
2861	Springs, valve seating		865	1	C	"
2998	Valves	C/w. Pin roller-arm	856	1	C	"
2843	Flight refuelling, Mark 1		D.412400D drg.	—	A	"
	Spares:—					
2982	Bodies, valve		A.4124069	1	C	"
2978	Bollards		A.4123074	1	C	"
2977	Bolts, stop		A.4123052	1	C	"
2985	Brackets, mounting assy., valve		A.4124049	1	C	"
2984	Bushes, spigot		A.4124093	1	C	"
2981	Circlips		A.4124025	1	C	"
2747	Covers, sealing assembly		A.4124062	2	B	"
2988	Crankpins, joining shaft		A.4124054	1	C	"
2882	Faces, valve		A.4124057	1	C	"
2748	Gaskets, valve gear and hose body unit		A.4124028	2	C	"
2746	Handwheel assemblies		C.4124001	2	B	"
2976	Nuts, adjusting		A.4123051	1	C	"
2979	Nuts, locking		A.4123030	1	C	"
2987	Pins, crank		A.4124050	1	C	"
2990	Pins, fulcrum		A.4124016	1	C	"

RESTRICTED

RESTRICTED

GENERAL GROUND EQUIPMENT (INCLUDING REFUELLING EQUIPMENT)
SECTION 4K—cont.

1	2	3	4	5	6	7
	COUPLINGS, pressure refuelling, 2½ in. hose unit —cont.					
	Flight refuelling, Mark 1—cont.					
	Spares—cont.					
	Rings:—					
2751	Buffer		B.4123045	2	C	each
2750	Hose coupling		B.4123037	2	C	"
2980	Locating		A.4124024	1	C	"
2752	Retaining		A.4123026	2	C	"
	Seals:—					
2756	Bonded ½ in. ¼ bolt		SP.815/2 AG's 1186/4	12	C	"
2754	Bonded ¾ in. ¼ valve spindle		SP.815/13	2	C	"
2753	Nozzle		A.4123008	2	C	"
2754	Valve		A.4124056	2	C	"
2749	Springs		A.4123028	2	C	"
2983	Springs, stop		A.4124026	1	C	"
2951	Strainers		A.4124045	1	C	"
2883	Washers		A.4124018	1	C	"
2836	Water/Methanol		CC.209/S/2	—	A	"
	Spares:—		CC./:—			
2839	Bayonets, roller sub-assembly		285	3	C	"
—	Bearings, ball, ⅜ in. diam.	Reference 2A/9500568	—	32	—	—
—	Nuts, stiff, cap, non-corrodible, 2 B.A.	Reference 28M/14294	—	3	—	—
2837	Pins, sleeve, hose unit		257	1	C	each
2841	Rings, buffer		264	1	C	"
—	Rings, "O" seal, R.138		—	1	—	—
—	Rings "O" seal, R.147		—	3	—	—
2842	Rings, seal, hose connection		209	1	C	each
2838	Rollers, cam		259/A	2	C	"
2840	Screws, ball retaining		263/A	1	C	"
—	Screws, metal, stain. steel, round head, 4 B.A. × 1½ in.	Reference 28S/8074	—	1	—	—
—	Washers, steel, cad. plated, small, 21 S.W.G.	Reference 28W/13378	—	3	—	—
2825	COUPLINGS, pressurised, oil replenishment		C.C.209/S/11½ in. diam.	1	A	each
	Spares:—					
3005	Caps, dust		C.C.324	1	C	"
2856	Seals		TR.23B/66	—	C	"

2755

RESTRICTED

RESTRICTED

**GENERAL GROUND EQUIPMENT (INCLUDING REFUELLING EQUIPMENT)
SECTION 4K—cont.**

1	2	3	4	5	6	7
	COUPLINGS, pressurised, oil replenishment—cont.					
	Spares—cont.					
2857	Seals		R.26	—	C	each
2921	Sleeves		C.C.113	1	C	"
	COVERS, dust:—					
2462	Engine	} Canvas. For shrouding during storage and trans- sit. For units in Nos. 40 and 41 group only.	—	—	B	"
2463	Power-plant		—	—	B	"
	COVERS, waterproof:—					
195	12 ft. × 10 ft.	C C C } 28 lb. 2 ft. 8 in. × 2 ft. × 1 ft. 5 in. folded ... Lightweight. For maint. units in No. 40 group only Standard, 60 lb., 3 ft. 7 in. × 9 in. × 4 in. folded Canvas. For shrouding power plants mounted on Types D and F stands.	—	—	B	"
2357	18 ft. × 15 ft.		—	—	B	"
1161	20 ft. × 15 ft.		—	—	B	"
2469	Power-plant		—	—	B	"
	COVERS, waterproof, flameproof:—		For use only when covering explosives in open storage.			
2593	12 ft. × 10 ft.	20 lb. 3 ft. × 1 ft. × 6 in. folded	—	—	A	"
2594	20 ft. × 15 ft.	60 lb. 3 ft. × 1 ft. 6 in. × 7 in. folded	—	—	A	"
2975	20 ft. × 15 ft.	Blue-grey	—	1	A	"
2606	CUSHIONS, rubber	Naval aviation only	—	—	—	"
1446	DETECTORS, gas spray		—	—	A	"
2371	FILTERS, fuel, Type P.M.55A	"Streamline". Mounted on wheels. C/w. two com- pound gauges, one pack compressing tool, one brush for cleaning strainer and one set of spare joints and washers.	G.M.8175 and assoc. drgs.	—	A	"
	Accessories:—					
2470	Modification sets	For fitting Ref. No. 2371 to "Bedford" 950-gal. AVTUR refueller, 2 sets per vehicle.	G.S.2169, Pts. 1-4	—	B	"
	Comprising:—					
2474	Adaptors, hose connection... ..	Type J. 1½ in. screw flange	G.S.2169, Pts. 1 and 2.	2	B	"
	Hose, fuel and oil, 1½ in. i/d:—					
—	2 ft. 3 in. lengths	Ref. No. 2471	—	1	—	—
—	5 ft. 3 in. lengths	Ref. No. 2472	—	1	—	—
2473	Plates, bearer	M.S. 16 in. × 16 in. × ½ in.	G.S.2169-4	1	B	each

RESTRICTED

Issued with A/L. 194 to A.P. 1086, Book 15, Second Edition
7

RESTRICTED

GENERAL GROUND EQUIPMENT (INCLUDING REFUELLING EQUIPMENT)
SECTION 4K—cont.

1	2	3	4	5	6	7
	FILTERS, fuel, Type P.M.55A—cont.					
	Spares:					
2412	Adaptors, brass	To provide choice of 2½ in. or 1½ in. B.S.P. male or female threads at both inlet and outlet.	G.M.2896	—	B	each
2414	Gauges, compound	Pressure and vacuum	G.M.8175	—	C	"
2416	Joints, 14⅝ in. o/d × 12 in. i/d × ¼ in. thick	For "Metafilter" division plate	G.M.8176	—	C	"
2415	Joints, 17⅝ in. o/d × 15⅝ in. i/d × ¼ in. thick	For domed cover and "Streamline" division plate	G.M.2892/1	—	C	"
	Packs, filter:—	Set of 55 (mounted on wooden rods for transit purposes).				
2417	Metafilter		—	—	B	set
2372	Streamline		—	—	B	"
	Spares:—					
—	Collars	Reference 53B/2400	—	—	—	—
—	Pins, split, brass, ⅜ in. × 1¼ in.	Reference 53B/2620	—	—	—	—
—	Springs	Reference 53B/2401	—	—	—	—
2524	Plates, division	For "Streamline" packs	G.M.6266	—	A	each
2512	Rods, metal	Metafilter packs	—	—	A	"
2511	Rods, metal	Streamline packs	—	—	A	"
2515	Strainers, gauze		G.M.2866	—	A	"
2413	Taps, water and drain	With 1 in. B.S.P. male connection	G.M.2872/2	—	B	"
—	Tools, pack compressing	Reference 53B/2649	—	—	—	—
	Washers:—					
2422	3 in. o/d × 2½ in. i/d × ½ in. thick	Leather. For female end of adaptor	G.M.2896 to guide	—	C	each
2421	3-33 in. o/d × 2-96 in. i/d × ⅝ in. thick	Fibre. For strainer head	G.M.2869 to guide	—	C	"
2778	FILTERS, fuel, Type P.M.55A (modified)	These filters have been fitted with Plates, bearer (Ref. No. 2473.	—	—	A	"
2245	GUNS, dust	"Armada". For anti-malarial spraying of pools	W.O. Cat. No. KE.8658.		A	"
	HOSE, fuel and oil:	For gasoline, oil or kerosene. C/w end fittings, male one end, loose female the other, of the same B.S.P. size as the nominal i/d of the hose, unless otherwise stated.				

RESTRICTED

3

RESTRICTED

GENERAL GROUND EQUIPMENT (INCLUDING REFUELLING EQUIPMENT)

SECTION 4K—cont.

Ref. No.	Nomenclature	Detail	Drawing No. or Part No.	No. Off	Class of Store	Denom. of Qty.
1	2	3	4	5	6	7
3056	FUNNELS, refuelling aircraft, Type "B", Mark 1	SK.1500Z Pt.1 SK.1500Z. Pt.2-9	1	A	each
	Spares:—				
	Discs jointing:—	SK.1500Z Pt. 1 to 9 issue No. 3	1	B	"
3057	Bottom		1		
3058	Bottom		1		
	Rings, filter	SK. 1500Z. Pts. 1 to 9 issue No. 3	1	C	"
3059	No. 1		1	C	"
3060	No. 2		1	C	"
3061	No. 3		1	C	"
3062	No. 4	1	C	"	
2245	GUNS, dust	"Armada". For anti-malarial spraying of pools ..	W.O. Cat. No. KE.8658	—	A	"
	HOSE, fuel and oil:—	For gasoline, oil or kerosene. C/w end fittings, male one end, loose female the other, of the same B.S.P. size as the nominal i/d of the hose, unless otherwise stated.				

RESTRICTED

Issued with A/L. 200 to A.P. 1086 Book 15, Second Edition.

RESTRICTED

GENERAL GROUND EQUIPMENT (INCLUDING REFUELLING EQUIPMENT)
SECTION 4K—cont.

1	2	3	4	5	6	7
	HOSE, fuel and oil—cont.					
	½ in. i/d:—					
2212	12 ft. lengths	For M.T. fuel installations	—	—	B	each
	Spares:—					
2521	Washers	—	—	C	doz.
	1 in. i/d:—					
2375	10 ft. lengths	For "Avery-Hardoll" M.T. fuel installations	—	—	B	each
	Spares:—					
1268	Washers	—	—	C	EACH
	1½ in. i/d:—					
1617	1 ft. 6 in. lengths	With end fittings, 1 in. and 1½ in. B.S.P. female fittings. For refuelling "Meteor" aircraft ventral tanks.	—	—	B	each
1337	10 ft. lengths	For fuel and oil installations	—	—	B	"
	Accessories:—					
—	Spanners, hose connection, Type A	Ref. No. 1618	—	—	—	—
	Spares:—					
1126	Washers	—	—	C	EACH
	1½ in. i/d:—					
2471	2 ft. 3 in. lengths	For "Bedford" 950-gal. AVTUR refueller (Type PM.55A "Streamline" filter installation) and portable refuelling equipment.	—	—	B	each
2472	5 ft. 3 in. lengths	For "Bedford" 950-gal. AVTUR refueller (Type PM.55A "Streamline" filter installation), portable refuelling equipment, and lubricating oil installations.	—	—	B	"
2609	10 ft. lengths	—	—	B	"
1338	12 ft. lengths	For all boom type refuelling vehicles and for 450-gal. and 900-gal. fuel and oil trailers, "Butterfield" and "Bedford" 950-gal. refuellers, overhead boom refuelling installations, "Bedford-Scammell" 2,000-gal. tanker, "T.B. Mobile" refueller (fuel suction) and 50 ft. marine refueller.	—	—	B	"
2378	30 ft. lengths	For A.E.C. 2,500-gal. refueller (reel type), underground filling points at bulk installations, and 50 ft. marine refueller,	—	—	B	"
2636	60 ft. lengths	—	—	B	"

RESTRICTED

Issued with A/L. 194 to A.P. 1086, Book 15, Second Edition

9

RESTRICTED

**GENERAL GROUND EQUIPMENT (INCLUDING REFUELLING EQUIPMENT)
SECTION 4K—cont.**

1	2	3	3	5	6	7
	HOSE, fuel and oil—cont.					
	1½ in. i/d—cont.					
	Accessories:—					
—	Spanners, hose connection, Type A	Ref. No. 1618	—	—	—	—
	Spares:—					
1266	Washers		GM.46957	—	C	EACH
2379	2 in. i/d:— 5 ft. lengths	For road tank wagon stand posts "Butterfield 950-gal. and 1,000-gal. tenders and 450-gal. and 900-gal. trailers.	—	—	B	each
	Accessories:—					
—	Spanners, hose connection, Type B	Ref. No. 2518	—	—	—	—
	Spares:—					
1127	Washers		—	—	C	doz.
2508	2½ in. i/d:— 5 ft. lengths	For "A.E.C." 2,500-gal. refueller	—	—	B	each
2381	8 ft. lengths	For road tank wagon stand posts, bulk fuel installations "Bedford" 850/950-gal. fuel/oil trailer, 50 ft. marine refueller and lubricating oil installations.	—	—	B	"
2607	10 ft. lengths		—	—	B	"
2788	15 ft. lengths		—	—	B	"
2608	60 ft. lengths		—	—	A	"
	Accessories:—					
—	Spanners, hose connection, Type D	Ref. No. 2517	—	—	—	—
	Spares:—					
1267	Washers		GM.4695F	—	C	EACH
2885	2½ in. i/d (collapsible):— 60 ft. lengths					each
2504	4 in. i/d:— 5 ft. lengths	For 450-gal. oil trailer with high capacity pumping gear.	—	—	B	"
	Accessories:—					
—	Spanners, hose connection, Type E	Ref. No. 2507	—	—	—	—
	Spares:—					
2520	Washers		—	—	C	doz.

RESTRICTED

RESTRICTED

10

GENERAL GROUND EQUIPMENT (INCLUDING REFUELLING EQUIPMENT)
SECTION 4K—cont.

1	2	3	4	5	6	7
	HOSE, water:—					
70	1 in. i/d:—	Without nozzle or union.			B	each
	30 ft. lengths (canvas)	—	—		
	Accessories:—					
	Clips, hose, Type J or S, Mark 2	Complete. Reference 28E/8184	—	—		
343	Nozzles	GM.5480	—	B	each
344	Unions, female	GM.5481/1 & 2	—	B	"
	1½ in. i/d:—	Without unions.				
881	10 ft. lengths	For use with plunger type bilge pump (delivery)	—	—	B	"
882	20 ft. lengths	For use with plunger type bilge pump (suction)	—	—	B	"
115	40 ft. lengths	For use with pumps, semi-rotary, No. 3	—	—	B	"
	Accessories:—					
	Clips, hose, Type J or S, Mark 2	Complete. Reference 28E/8184	—	—	—	—
2373	HUTS, sectional, transportable, two-bay:—	Canvas on wood framework, B.B. pattern, Type B1, c/w. all necessary fittings. For the protection of servicing equipment and for use as a portable workshop.	Kidbrooke Sketch 1555Z.	—	A	each
	Spares:—		Part Nos. B1:—			
2386	Braces	Wood	E	—	B	"
2387	Covers, end section	Canvas	O	—	B	"
2388	Pickets, base, 24 in. long	Mild steel	K	—	B	"
2389	Pickets, door post, 12 in. long	Mild steel	L	—	B	"
2390	Plates, base	Mild steel	J	—	B	"
2391	Posts, door	Wood	F	—	B	"
2392	Purlins, intermediate	Wood	C	—	B	"
2394	Rails, bottom	Wood	H	—	B	"
2395	Rails, intermediate	G	—	B	"
2393	Ridges, and eaves	D	—	B	"
2396	Trusses, end	Wood	B	—	B	"
2397	Trusses, intermediate	Wood	A	—	B	"
2597	KITS, refuelling, lightweight:—				A	"
	Spares:—					
2623	Cables, bonding	C/w. earthing spike and crocodile clips	—	—	C	"
2622	Filters, element	—	—	A	set
2601	Funnels	—	—	A	each
2621	Holdalls	—	—	A	"

**GENERAL GROUND EQUIPMENT (INCLUDING REFUELLING EQUIPMENT)
SECTION 4K—cont.**

1	2	3	4	5	6	7
	KITS, refuelling, lightweight—cont.					
	Spares—cont.					
2602	Hose, lightweight		—	—	A	each
2828	Pistons, brass with rings		—	1	A	„
2603	Plungers, pump		—	—	A	„
	Washers:—					
2626	Gland		—	—	C	„
2625	Internal, pump, bottom		—	—	C	„
2624	Internal, pump, top		—	—	C	„
2627	Seating, jerry can		—	—	C	„
	LADDERS:—					
	Extending:—					
1511	8 ft.—14 ft.	For protected roof type transmitting stations	—	—	A	„
1332	15 ft.—27 ft.	For window cleaning and general purposes	—	—	A	„
1333	20 ft.—37 ft.		—	—	A	„
	Lightweight:—					
2570	12 ft. 3 in.	For Radio vehicles only. Aluminium alloy, 14 rungs 13 in. × 1 in., spaced at 9 in.	—	—	A	„
	Shelf:—					
91	10 ft.		GS.283	—	A	„
	NETS, camouflage:—					
2675	14 ft. × 14 ft.	Garnished "Woodland"	HS/HE/10151	—	B	„
2866	14 ft. × 14 ft.		HS/HE.10332	—	B	„
2784	14 ft. × 14 ft.	Desert	HE/10133	—	B	„
2945	14 ft. × 14 ft.	Desert Raschel (8 in. mesh)	HE/10306	—	B	„
2676	24 ft. × 24 ft.	Garnished "Woodland"	HS/HE.10152	—	B	each
2867	24 ft. × 24 ft.		HS/HE.10323	—	B	„
2680	24 ft. × 24 ft.	Desert	—	—	B	„
2873	24 ft. × 24 ft.	Desert Raschel	HE.10307	—	B	„
2677	35 ft. × 17 ft.	Garnished "Woodland"	HS/HE.10155	—	B	„
2868	35 ft. × 17 ft.		—	—	B	„
2785	35 ft. × 17 ft.	Desert	HE.10307	—	B	„
	NOZZLES, delivery:—					
1187	Type F, fuel	Trigger control, 1½ in. B.S.P. male inlet connection	D.I.S.G. Stores, 1068Z & relvt.drgs.	—	A	„

RESTRICTED

12

RESTRICTED

GENERAL GROUND EQUIPMENT (INCLUDING REFUELLING EQUIPMENT)
SECTION 4K *cont.*

1	2	3	4	5	6	7
	NOZZLES, delivery—cont.					
	Type F, fuel—cont.					
	Spares:—		GS.:—			
2137	Bodies, nozzle	1063Z	—	B	each
2142	Boxes, stuffing	1064/5Z	—	B	"
1256	Cages, filter	C/w. perforated plate, supporting gauze and filtering medium. }	1064/9Z	—	B	"
			1069/1Z			
			1069/2Z			
			1069/3Z			
1188	Caps, dust	1065/1Z	—	B	"
2143	Glands...	1064/3Z	—	B	"
1262	Joints, grit-trap retaining screw	1065/11Z	—	C	"
2148	Joints, operating spindle	1065/12Z	—	C	"
2140	Pinions	1064/8Z	—	C	"
2141	Cowls	1064/4Z	—	C	"
1258	Plugs, bonding	1378/1Z	—	B	"
988	Flex	1378Z-1	—	C	ft.
2136	Rings, locking	Complete	—	—	B	each
2144	Screws, hexagon, $\frac{3}{16}$ in. \times $\frac{3}{8}$ in. long	Whit.	1069/5Z	—	C	"
2147	Screws, grit-trap, retaining	1065/4Z	—	C	"
2145	Spindles, valve	1065/6Z	—	B	"
2138	Triggers	1066/5Z	—	B	"
2139	Pins, trigger	1064/11Z	—	C	"
1260	Valves	1064/2Z	—	B	"
	Washers:—	"Fibacork" jointing.				
1261	Cage	$2\frac{1}{2}$ in. i/d \times 3 in. o/d	1065/7Z	—	C	"
1263	Cowl	$1\frac{1}{8}$ in. i/d \times $1\frac{1}{8}$ in. o/d	1065/2Z	—	C	"
1264	Stuffing box... ..	$1\frac{1}{4}$ in. i/d \times $1\frac{1}{4}$ in. square	1065/10G	—	C	"
1265	Tube	$1\frac{1}{8}$ in. i/d \times $1\frac{1}{8}$ in. o/d	1065/5Z	—	C	"
1275	Type G, fuel	Screw down control, $2\frac{1}{2}$ in. B.S.P. female inlet connection.	—	—	A	"
	Spares:—					
1276	Caps, dust	GM.27831-Z	—	B	"
1277	Valves	—	—	B	"
2429	Type K, fuel	Lever control, $1\frac{1}{2}$ in. B.S.P. male inlet connection	GM.9000, sheets 1 and 2, less Pt. 3.	—	A	"
	Accessories:—					
2450	Spanners	GM.28738-2	—	C	"

RESTRICTED

RESTRICTED

**GENERAL GROUND EQUIPMENT (INCLUDING REFUELLING EQUIPMENT)
SECTION 4K—cont.**

1	2	3	4	5	6	7
	NOZZLES, delivery—cont.					
	Type K, fuel—cont.					
	Spares:—		GM.:			
2433	Bodies, nozzle	8999	—	U	each
2451	Boxes, stuffing	28750	—	U	"
2434	Cages, filter	28749	—	U	"
2903	Cages, filter, complete	G/MA/20878	1	U	"
			GM.:			
2435	Cages, grit-trap	28747-1	—	U	"
2436	Caps, dust	C/w. chain, hex. bolt, $\frac{1}{2}$ in. whit. \times $\frac{1}{2}$ in. long and nut, $\frac{1}{2}$ in. whit.	{ 9000, Items 19, 26, 36 and 39. 28747-2	—	U	"
—	Chains, caps, dust	Reference 53B/720	—	—	U	—
2437	Cowls, weather	28745	—	U	each
	Joists:—					
2441	Dust cap	28739-2	—	U	"
2442	Filters, cage	28740-1	—	U	"
2444	Nozzle, tube	28739-2	—	U	"
2445	Stuffing box	28739-1	—	U	"
2452	Levers, operating	28744-2	—	U	"
2453	Pins, lever operating	28741-2	—	U	"
2439	Packings, gland	9000 S.W.Z.	—	U	set
2447	Plugs, bonding	9000, Items 2, 28, 29, 30, 33, 38 and 40. 28731-1	—	U	each
2448	Bushes, terminal	28731-1	—	U	"
—	Flex	Ref. No. 988	—	—	U	—
2528	Jaws	—	—	U	pair
—	Screws, steel, whit., cheesehead, $\frac{1}{2}$ in. diam. \times $\frac{1}{2}$ in. long.	Reference 29B/1573	—	—	U	—
2440	Rings, gland neck	28748-2	—	U	each
2443	Springs, gland	28741-1	—	U	"
2446	Tubes, nozzle	28748-1	—	U	"
2454	Valves	28746	—	U	"
2455	Collars, valve spring	28743-2	—	U	"
2438	Holder, valve spring	28743-1	—	U	"
2456	Spindles, valve	28744-1	—	U	"

RESTRICTED

RESTRICTED

GENERAL GROUND EQUIPMENT (INCLUDING REFUELLING EQUIPMENT)
SECTION 4K—cont.

1	2	3	4	5	6	7
	NOZZLES, delivery—cont.					
2505	Type K, oil	Lever control, 1½ in. B.S.P. male inlet connection	—	—	A	each
—	Accessories:—					
—	Spanners	Ref. No. 2450	—	—	—	—
—	Spares:—					
2851	Bodies, nozzle	Reference 29A/4037	GM.9152	—	A	each
—	Bolts, steel, zinc-coated, hex. head, 6 B.A. × ½ in. long.	Reference 29A/4037	—	—	—	—
—	Boxes, stuffing	Ref. No. 2451	—	—	—	—
—	Cages, nozzle	Reference 53B/1443	—	—	—	—
—	Caps, dust	Ref. No. 2436	—	—	—	—
—	Chains, cap, dust	Reference 53B/720	—	—	—	—
—	Cowls, weather	Ref. No. 2437	—	—	—	—
—	Holders, valve spring	Ref. No. 2438	—	—	—	—
—	Joints:—					
—	Dust cap	Ref. No. 2441	—	—	—	—
—	Filter cage	Ref. No. 2442	—	—	—	—
—	Stuffing box... ..	Ref. No. 2445	—	—	—	—
—	Levers, operating	Ref. No. 2452	—	—	—	—
—	Mediums, cage filtering	Reference 53B/1231	—	—	—	—
—	Nuts, whit., brass, hex., ½ in.	Reference 29A/4027	—	—	—	—
—	Pins, split	Reference 53B/1580	—	—	—	—
—	Plates, cage, perforated	Reference 53B/1230	—	—	—	—
—	Rings, gland neck	Ref. No. 2440	—	—	—	—
—	Screws, countersunk	Reference 53B/262	—	—	—	—
—	Springs, gland	Ref. No. 2443	—	—	—	—
—	Tubes, nozzle	Ref. No. 2446	—	—	—	—
—	Valves	Ref. No. 2454	—	—	—	—
—	Washers, whit., steel, bright, ¼ in. o/d × ⅜ in. × 0.056 in. thick.	Reference 29C/9418634	—	—	—	—
	NOZZLES, high delivery rate:—					
2663	Type G.5075, EMCO		Drg. No. D.8539/1	—	A	each
—	Accessories:—					
2817	Adaptors, male to male, 1½ in. B.S.P.		T.12323	1	A	„
2818	Adaptors, spout, 1½ to 1¾ in. B.S.P.		T.12326	1	A	„
2781	Spouts, delivery, flexible		—	—	B	„
2777	Tubes, defuelling, flexible		D.8108-F	—	B	„

RESTRICTED

RESTRICTED

GENERAL GROUND EQUIPMENT (INCLUDING REFUELLING EQUIPMENT)
SECTION 4K—cont.

1	2	3	4	5	6	7														
	NOZZLES, high delivery rate—cont.																			
	Type C.5075, EMCO—cont.																			
	Spares:—																			
2714	Adaptors, inlet		T.12266	1		each														
2708	Caps, dust assembly		D.8539/5	1			"													
2706	Discs, large		P.2754	1				"												
2711	Discs, small		P.2398	1					"											
2715	Gaskets, inlet		P.2763	1						"										
2716	Gaskets, spout		P.2399	1							"									
2722	Glands, stuffing box		T.11296	—								"								
2710	Holder, small disc assembly		D.8539/7	1									"							
2717	Packings, stem		P.2392	4										"						
2721	Pins, cotter		P.2341	2											"					
2720	Pins, lever		T.11698	2												"				
2705	Plunger assemblies		D.8539/2	1													"			
2707	Spout as embles		D.8539/4	1														"		
2719	Springs, packing		P.2393	1															"	
2718	Springs, seat		P.2748	1																"
2709	Springs, spout		P.2397	1																
2712	Strainer assemblies		P.2400/A	1																
2826	Washers		—	1																
	Type F.1011-2D. Thompson																			
	Spares:—																			
2629	Caps, drip		—	—																
2628	Cowls		—	—																
2617	Filters		—	—																
2614	Joints, cover top		—	—																
2632	Nuts, handle		—	—																
2630	Pins, drip cap		—	—																
2634	Pins, split, $\frac{1}{16}$ in. \times 1 in. brass		—	—																
2610	Rings "O", piston		—	—																
2611	Rings "O", spindle		—	—																
2631	Set-pins, 1 B.A., hex. head, $\frac{3}{16}$ in. long		Cad.-plated	—																
2618	Spouts, $1\frac{1}{2}$ in. c/w adaptor		—	—																
2613	Springs, $\frac{5}{8}$ in. o/d		Copper plated	—																
2635	Stand-pipes		—	—																
2612	Valves, piston		—	—																
2633	Washers, $2\frac{1}{2}$ in. o/d \times $1\frac{1}{2}$ in. i/d \times $\frac{1}{8}$ in. thick		—	—																

RESTRICTED

RESTRICTED

GENERAL GROUND EQUIPMENT (INCLUDING REFUELLING EQUIPMENT)
SECTION 4K—cont.

1	2	3	4	5	6	7
	NOZZLES, high delivery rate—cont.					
	Type F.1011-2D. Thompson—cont.					
	Spares—cont.					
2616	Washers, filter		—	—	CC	each
2615	Washers, hose adaptor		—	—	CC	"
—	Type P.11207, Zwicky	Formerly Ref. No. 2600				
	Spares:—					
2646	Dustcaps (for nozzle)		—	—	A	each
2650	Filters		—	—	CCCCCCCCCCCC	"
2651	Gauzes, supporting		—	—	CCCCCCCCCCCC	"
2637	Hoods		—	—	CCCCCCCCCCCC	"
2644	Joints, cage (for nozzle)		—	—	CCCCCCCCCCCC	"
2641	Joints, gland		—	—	CCCCCCCCCCCC	"
2643	Joints, nozzle tube		—	—	CCCCCCCCCCCC	"
2642	Joints, valve guide		—	—	CCCCCCCCCCCC	"
2652	Plates, perforated		—	—	CCCCCCCCCCCC	"
2640	Ratchets		—	—	CCCCCCCCCCCC	"
2649	Springs, ratchet		—	—	CCCCCCCCCCCC	"
2648	Springs, valve		—	—	CCCCCCCCCCCC	"
2647	Stops, limit		—	—	CCCCCCCCCCCC	"
2639	Triggers		—	—	CCCCCCCCCCCC	"
2638	Tubes		—	—	CCCCCCCCCCCC	"
2653	Tubes, defuelling (complete)		—	—	CCCCCCCCCCCC	"
2645	Valves		—	—	CCCCCCCCCCCC	"
	OFFICES, aircraft servicing, portable:—					
2506	Type B	Air transportable	GE.1038, sheets 1 to 9.	—	A	"
	Spares:—					
2483	Wheels, castor		—	—	A	"
	PICKETS, airfield defences:—					
2525	Angle, short, Mark 3		Army Cat. W.A. 1890.	—	A	"
1152	Screw, 1 ft. 5½ in.	Steel	IRES/M.3449	—	B	"
1151	Screw, 5 ft. 7 in.	Steel	IRES/M.4721A	—	B	"

RESTRICTED

RESTRICTED

ERR 194.

**GENERAL GROUND EQUIPMENT (INCLUDING REFUELLING EQUIPMENT)
SECTION 4K—cont.**

1	2	3	4	5	6	7
1140	PIPES, suction, Type A	For extracting fuel from cased stocks. For 50-gallon barrels.	GS.971, 972, 973	—	B	each
	Accessories:—					
1181	Adaptors, male	GS.973, Part 4	—	C	"
	Spares:—					
813	Filters	GS.972, Part 3	—	B	"
814	Rings, filter locking	GS.973-1	—	C	"
	PLANT, spraying, anti-insect:—	For units in malarial countries.				
2364	Type A	“Aerospray” type. Engine driven. C/w. 2 hoses and 2 spray guns.	—	—	A	"
2575	Type B	“Allman” type midget wet sprayer, powered by Villiers, Mark 12 engine.	—	—	A	"
	Spares:—					
	Discs, spray, hand lance:—					
2576	No. 1	—	—	C	"
2577	No. 2	—	—	C	"
2578	Filters, jet	—	—	C	"
2579	Gauges, pressure	—	—	A	"
2580	Grease, water pump	—	—	C	tin
	Hose:—	1 lb. tins With fittings.				
2581	Agitator, ½ in. i/d	—	—	A	length
2582	Boom, ½ in. i/d	—	—	A	"
2583	Pump delivery, ½ in. i/d	—	—	A	"
2584	Suction, ½ in. i/d	—	—	A	"
2585	Suction, by-pass, ½ in. i/d	—	—	A	"
2586	Jets “000”	—	—	C	each
2587	Nuts, jet holder	—	—	C	"
2588	Packing, pump, 3 in. long	—	—	C	"
2589	Plates, swirl and washers	—	—	C	"
	Screens, filter:—					
2591	0.021 in. diam. hole	—	—	C	"
2590	120 mesh, monel weave	—	—	C	"
2592	Strainers, ½ in. suction line	—	—	C	"
	PLANT, steam cleaning, heavy duty:—					
2531	Type A	Mounted on 3-wheeled chassis	—	—	A	"

RESTRICTED

RESTRICTED

2592

GENERAL GROUND EQUIPMENT (INCLUDING REFUELLING EQUIPMENT)
SECTION 4K—cont.

Issued with A/L. 194 to A.P. 1086, Book 15, Second Edition

RESTRICTED

19

AK 2.

1	2	3	4	5	6	7
2532	PLANT, steam cleaning, heavy duty—cont. Type B	Mounted on 2-wheeled chassis. For Bomb Disposal units only.	—	—	A	each
—	Accessories:— Compound, de-greasing, Type C	Reference 33C/1224	—	—	—	—
2696	Spares:— Balancer assemblies	H.1222	1	B	each
2801	Balls:— $\frac{1}{2}$ in.	X.8502	38	C	"
2794	$\frac{3}{8}$ in. steel, N/C.	X.8500	3	C	"
2800	$\frac{3}{8}$ in. steel, N/C.	X.8501	2	C	"
2546	Outlet valve	Pt. No. H.H.500	—	C	"
2668	Barrels:— $\frac{1}{2}$ in. \times 2 ft. 3 in.	Tank to valve body	U.110	1	A	"
2669	$\frac{3}{8}$ in. \times 2 ft. 4 in.	U.124	1	A	"
2687	Bearings:— Crank, short	X.8251	1	A	"
2686	Fan	U.53	2	A	"
2870	Belts, "V":— 38 in.	Motor to pump. For electric motor drive	X.8796	—	A	"
2547	42 in.	Motor to pump. For petrol driven plant only	Pt. No. U.143	—	A	"
2548	43 in.	Motor to fan. For petrol driven plant only	Pt. No. U.144	—	A	"
2871	44 in.	Motor to pump. For electric motor drive	X.8798	—	A	"
2831	Bodies:— Fuel	DP.1052	1	B	"
2872	Solution	DP.1051	1	C	"
2549	Bonnets, outlet valve	Pt. No. HM.703	—	A	"
2541	Burner-jet assemblies	Pt. No. H.1173	—	A	"
2772	Bushes, insulator	H.1169	2	C	"
2779	Cases, blower	U.51	1	C	"
2729	Cocks, drain, $\frac{1}{2}$ in.	Pt. No. U.131	2	C	"
2780	Coil assemblies	A.8550 N/C 1604	1	A	"
2550	Coils, generating	Pt. No. HE.229	—	A	"
2743	Collars, extension pipe	Pt. No. H.1315	1	A	"
2922	Condensers	For motor $\frac{1}{2}$ h.p., 230/240 volts, 1,440 r.p.m., A.C. single phase, 50 cycles.	X.8840	1	B	"
2704	Connectors, porcelain	X.8713	1	C	"
2728	Couplings, hose	Pt. No. U.118	2	C	"

2922
COR A/L 194

GENERAL GROUND EQUIPMENT (INCLUDING REFUELLING EQUIPMENT)

SECTION 4K—cont.

1	2	3	4	5	6	7
	PLANT, steam cleaning, heavy duty—cont.					
	Spares—cont.					
2543	Crank arm assemblies...		Pt. No. DP.1067	—	A	each
2811	Deflectors, air ...		BU.1170	1	C	"
	Elbows, steel:—					
2724	1/4 in. ...		Pt. No. U.90E	3	C	"
2723	3/8 in. ...		Pt. No. U.89E	3	C	"
2853	3/8 in. union, male		X.8014	1	C	"
2544	Electrode assemblies ...		Pt. No. H.1166	—	A	"
2703	Electrodes ...		H.1167	1	A	"
2782	Fans ...		H.1244	1	B	"
2787	Filters, paraffin ...		U.102	1	B	"
2737	Gauges ...		Pt. No. U.78	1	B	"
	Gauges, pressure:—					
2791	1/2 in. B.S.F. ...		X.8887	1	A	"
2551	Large ...		Pt. No. H.A.121	—	A	"
2552	Gauges, filter, burner-jet assemblies		Pt. No. H.1179	—	C	"
2796	Glands, nut ...		H.1224	1	C	"
2542	Gun-cleaning assemblies		Pt. No. H.1312	—	A	"
2661	Handles, wood ...		Pt. No. H.1265	—	C	"
	Handwheels:—					
2731	Back flushing valve ...		Pt. No. H.1023	1	C	"
2733	Drain valve ...		Pt. No. H.1026	1	C	"
2732	Hard water inlet valve		Pt. No. H.1025	1	C	"
2740	Paraffin tank, shut-off valve		Pt. No. H.1283	1	C	"
2734	Soft water outlet, black		BS.1024	1	C	"
2735	Soft water outlet, red		BS.1027	1	C	"
2700	Solution control valve		Pt. No. H.1234,	1	A	"
2697	Steam shut-off valve		Pt. No. H.1285	2	A	"
	Hose:—					
2689	11 in. long, flexible ...		Pt. No. U.104	1	C	length
2691	1 ft. long, cushion ...		Pt. No. U.117	1	C	"
2690	1 ft. 9 in. long, flexible		Pt. No. U.105	3	C	"
2553	30 ft. long, with couplings, steam		Pt. No. H.1308	—	A	"
2692	Hose and coupling assemblies		Pt. No. A.S.S.300	2	B	"
2804	Housings, bearing assembly ...		N.U.C.1239	1	A	each

RESTRICTED

RESTRICTED

GENERAL GROUND EQUIPMENT (INCLUDING REFUELLING EQUIPMENT)

SECTION 4K—cont.

1	2	3	4	5	6	7
	PLANT, steam cleaning, heavy duty—cont.					
	Spares—cont.					
2848	Impeller assemblies (R.H.)		N.U.C.1244	1	C	each
2554	Insulators, electrode		Pt. No. H.1168	—	A	"
2555	Jets		Pt. No. H.1175	—	A	"
2556	Magnetos, Series A		Pt. No. X.8710	—	A	"
2844	Magnets, H.T. lead		X.8711	1	C	"
2545	Metering valve assemblies		Pt. No. H.1127	—	A	"
2698	Motor and magneto assemblies		Pt. No. A.S.S.138	1	A	"
2847	Motors, electric		H.C.456 X.8740	1	A	"
	Nipples:—					
2807	¼ in. brass, hex.		N.U.C.1372	2	C	"
2815	¼ in. B.S.P. hex.		X.8080	1	C	"
2808	¾ in. B.S.P. × 3 in., barrel		D.P.1070	1	C	"
2812	½ in. hex.		X.8028	1	C	"
2741	Nozzle assemblies, round, ¼ in.		Pt. No. H.1268	1	C	"
	Nozzles:—					
2557	¼ in., round		Pt. No. H.1316	—	A	"
2682	2 in., flat		Pt. No. H.1269	1	B	"
2745	4 in., flat		H.1270	1	B	"
	Nuts:—					
2809	Fuel, packing		DP.1057	1	C	"
2671	Solution, packing		DP.1058	1	C	"
2662	Spindle		Pt. No. H.1156	—	C	"
	Packing:—					
2694	Cock	1 oz. is sufficient for four packings	Pt. No. X.8742	—	C	oz.
2558	Fuel gland, Duplex pump, ½ in. i/d.		Pt. No. X.8603	—	C	set
2559	Plunger		Pt. No. 1130	—	C	"
2560	Pump		—	—	C	"
2679	Pump		Pt. No. X.8602	2	C	each
2561	Pins, wrist.		Pt. No. DP.1064	—	C	"
	Pipes:—					
2693	Burner		Pt. No. X.1165	1	C	"
2742	Extension		Pt. No. H.1318	1	C	"
2803	Handle assembly		H.1332	1	C	"
2699	Pistons		Pt. No. DP.1053	1	B	"

RESTRICTED

RESTRICTED

GENERAL GROUND EQUIPMENT (INCLUDING REFUELLING EQUIPMENT)

SECTION 4K—cont.

1	2	3	4	5	6	7
	PLANT, steam cleaning, heavy duty—cont.					
	Spares—cont.					
	Plates:—					
2739	Base, magneto		Pt. No. H.1274	1	C	each
2702	End bearing, $\frac{7}{8}$ in.		U.56	1	C	"
2701	End bearing, $\frac{7}{8}$ in.		U.55	1	C	"
2814	Plugs, hex. head, $\frac{5}{8}$ in. B.S.P. steel		X.8009	1	C	"
2797	Plungers		H.1226	1	C	"
2790	Pulleys, fan, 3 in.	For petrol drive	U.60	1	C	"
	Pulleys "V":—					
2849	2 in. (Pump drive)		U.141	1	C	"
2776	6 in. (Fan drive)		U.142	1	C	"
2940	9 in. \times $\frac{5}{8}$ in. bore	For Duplex pump, electric model	X.8783	1	A	"
2562	Pumps, Duplex		Pt. No. DP.1050	—	A	"
2665	Regulator assemblies, pressure		Pt. No. H.1150	1	B	"
2795	Rings, spark		H.1172	1	C	"
2563	Rods, connecting		Pt. No. DP.1055	—	A	"
	Screws, Allen:—					
2805	$\frac{3}{8}$ in. \times $\frac{3}{4}$ in. long, whit.		X.9392	2	C	"
2667	$\frac{1}{4}$ in. \times $\frac{1}{2}$ in. long, whit.		X.9310	1	C	"
	Seals, oil:—					
2684	$\frac{1}{8}$ in.		Pt. No. U.58	1	C	"
2683	$\frac{3}{16}$ in.		Pt. No. U.57	1	C	"
	Seats:—					
2564	Ball valve		Pt. No. HM.725	—	C	"
2774	Inlet valve		DP.1060	1	C	"
2688	Valve (Monel)		DP.1059	4	C	"
	Shims:—					
2565	Balancer		Pt. No. H.1229	—	C	"
2670	Brass		Pt. No. DP.1062	1	C	"
2833	Brass, 0.016 in. thick		Pt. No. DP.1062B	4	C	"
2832	Brass, $\frac{3}{16}$ in. thick		Pt. No. DP.1062A	4	C	"
	Sockets, reducing:—					
2810	$\frac{1}{4}$ in. B.S.P.T.— $\frac{3}{8}$ in. B.S.P.T.		X.8006	1	C	"
2786	$\frac{3}{8}$ in. \times $\frac{1}{4}$ in.		U.113	2	C	"
2813	$\frac{1}{4}$ in. B.S.P.T.— $\frac{3}{8}$ in. B.S.P.T.		X.8048	1	C	"

RESTRICTED

RESTRICTED

GENERAL GROUND EQUIPMENT (INCLUDING REFUELLING EQUIPMENT)

SECTION 4K—cont.

1	2	3	4	5	6	7
	PLANT, steam cleaning, heavy duty—cont.					
	Spares—cont.					
2685	Spindles, fan		U.54	1	C	each
	Springs:—					
2789	Balancer assembly		M.1228	1	C	"
2566	Metering		Pt. No. H.1131	—	C	"
2834	Switches (MEM)		HG.466	1	C	"
2775	Taps, bleed, $\frac{1}{8}$ in. B.S.P.		X.8000	2	B	"
	Transformers, ignition:—					
2925	230 to 6 volts... ..		X.8938	1	A	"
2955	240/250 volts primary to 1,200 volts secondary		—	1	A	"
	Unions:—					
2726	$\frac{1}{4}$ in., female		Pt. No. U.92E	1	C	"
2725	$\frac{1}{4}$ in., male		Pt. No. U.91E	7	C	"
2727	$\frac{3}{8}$ in., steel		Pt. No. U.93A	2	C	"
	Valves:—					
2666	Anti-drip, assembly		H.1363	1	A	"
2806	Ball, $\frac{1}{2}$ in.		X.8703	1	A	"
2900	Globe, $\frac{3}{8}$ in.		X.8816	9	A	"
2738	By-pass assembly	Complete	Pt. No. A.S.S.80	1	A	"
2793	Non-return, $\frac{1}{2}$ in. B.S.P.		NR.1141	1	C	"
2744	Steam, shut-off		H.1133	1	C	"
	Washers:—					
2923	14 mm.		X.8305	1	C	"
2802	$\frac{5}{8}$ in. i/d \times $\frac{7}{8}$ in. o/d \times $\frac{1}{2}$ in., copper		MJ.596	1	C	"
2792	$\frac{1}{2}$ in., shakeproof	Ref: 29C 7.39 16	X.8819	2	C	"
2567	Felt, Duplex pump		Pt. No. DP.1071	—	C	"
2568	Metering valve		Pt. No. A.M.V.6	—	C	"
2819	"Y"-piece assemblies, $\frac{1}{2}$ in. B.S.P.		N.1599	1	C	"
	PUMPS, semi-rotary:—					
2664	No. 0, 90 g.p.h.	For Water, $\frac{1}{2}$ in. B.S.P. female connection...	—	—	A	"
	Comprising:—					
—	Adaptors, hose connection, $2\frac{1}{2}$ in. to $1\frac{1}{2}$ in. B.S.P. male thread.	Ref. No. 2827	—	1	—	—

RESTRICTED

RESTRICTED

GENERAL GROUND EQUIPMENT (INCLUDING REFUELLING EQUIPMENT)

SECTION 4K—cont.

1	2	3	4	5	6	7
	PUMPS, semi-rotary—cont.					
	No. 0, 90 g.p.h.—cont.					
	Comprising—cont.					
	Couplings, pressure refuelling, 2½ in. hose unit:—					
—	Avery Hardoll, Mark 1	Ref. No. 2573	—	1	—	—
	or					
—	Avery Hardoll, Mark 2	Ref. No. 2855	—	1	—	—
2678	No. 1, 190 g.p.h.	For Water. ¾ in. B.S.P. female connections	—	—	A	each
109	No. 2, 190 g.p.h.	For Water. 1 in. B.S.P. female connections	—	—	A	"
	Accessories:—					
357	Bends	For suction or delivery	—	—	—	—
	Spares:—					
355	Flanges	—	—	B	each
358	Handles	—	—	A	"
208	No. 3, 260 g.p.h.	For oil or water. 1¼ in. B.S.P. female connections	—	—	A	"
	Accessories:—					
417	Adaptors, male	1¼ in. B.S.P. to 1½ in. B.S.P.	GM.5248	—	B	each
359	Bends	For suction or delivery	GM.5447/2	—	A	"
118	Stands	GS.982, 983, 984	—	A	"
119	Unions, female	For 1½ in. water hose, 1½ in. B.S.P. thread	—	—	A	"
120	Unions, male	For 1¼ in. water hose, 1¼ in. B.S.P. thread	—	—	B	"
	Spares:—					
360	Flanges	—	—	B	"
361	Handles	—	—	B	"
1303	No. 4, 340 g.p.h.	For refuelling from cased stocks. 1¼ in. B.S.P. female connections. C/w. galvanized steam reducing bend on suction side, 1½ in. B.S.P. male at free end and a swivel adaptor on delivery side, 1½ in. B.S.P. female at free end.	—	—	A	"
	Accessories:—					
—	Stands, pump	Ref. No. 118	—	—	—	—
	Spares:—					
2319	Adaptors, swivel	1½ in. B.S.P. female to 1¼ in. B.S.P. male	—	—	B	each
1304	Bends, suction	—	—	—	"
1305	Handles	—	—	—	"
1306	Washers	GM.5249-1	—	—	"

RESTRICTED

RESTRICTED

GENERAL GROUND EQUIPMENT (INCLUDING REFUELLING EQUIPMENT)

SECTION 4K cont.

1	2	3	4	5	6	7
2681	PUMPS, semi-rotary—cont. No. 5	<i>FOR 200 GALL WATER TANKS ONLY</i>	—	—	A	each
1119	RAMPS, barrel lifting	<i>A</i>	GS.8702 to 8792	—	A	"
	RATTLES:—					
2846	Hand		—	—	A	"
2107	Stand	Hand-operated	Kid. Sketch No. 1056.	—	A	"
122	ROLLERS, ground	Wood. 3 ft. × 6 in. For rolling packing cases, etc. over short distances on firm ground.	—	—	A	"
2604	SETS, modification	For pressure refuelling	—	—	B	set
474	SHEETS, parachute packing	Complete. For use where no special accommoda- tion exists for parachute packing.	—	—	B	"
	Consisting of:—					
504	Containers	For pegs and sheets	GS.796	1	B	each
459	Pegs		GS.796	20	C	"
432	Sheets		GS.795	1	B	"
1445	SIGNS, warning, gas		—	—	B	"
	SPANNERS, hose connection:—					
	Double-ended:—					
1618	Type A	For 1½ in. B.S.P. and 1½ in. B.S.P. hex. fittings	GM.4696	—	<i>C</i>	"
	Single-ended:—					
2518	Type B	For 2 in. B.S.P. lug fittings	GM.4697	—	A	"
2519	Type C	For 2 in. B.S.P. hexagon fittings	GM.4698	—	A	"
2517	Type D	For 2½ in. B.S.P. lug fittings	GM.4699	—	A	"
2507	Type E	For 4 in. B.S.P. lug fittings	GM.2283	—	A	"
2850	SPOUTS, pourer, polythene, anti-gurgle, 1½ in. vented	Fitted to 1-gallon cans for use with AVPIN	—	1	C	"

RESTRICTED

Issued with A/L. 194 to A.P. 1086, Book 15, Second Edition
25

RESTRICTED

GENERAL GROUND EQUIPMENT (INCLUDING REFUELLING EQUIPMENT)

SECTION 4K—cont.

1	2	3	4	5	6	7
	SYMBOLS, fire:—					
	Classes:—					
2533	1	—	—	2533-2538	each
2534	2	—	—		"
2535	3	—	—		"
2536	4	—	—		"
2537	5	—	—		"
2538	6	—	—		"
2539	Crescent design	—	—	"	"
	Accessories:—					
2540	Posts, 1 in. angle iron, 7 ft. long	—	—	"	"
	TANKS:—					
2482	Fuel storage, 50-gal. capacity	C/w. stand. For storing M.T. fuel (Reference 34C/27) when supplied for ground equipment purposes.	GM.10170 sched. and relvnt. drgs.	A	"
2402	Oil drain, Type B	Mobile. Consisting of tank with stack pipe, mounted on two-wheeled truck.	SK.1535-1	A	"
	Accessories:—					
	Connections, ground hose, No. 1	For 1½ in. drain valve.			
	Consisting of:—					
2477	Hose adaptor and valve lifter assemblies		AS.2587	1	A
2478	Nuts, union		AS.2585	1	C
	Connections, ground hose, No. 2	For 2 in. drain valve.			
	Consisting of:—					
2479	Hose adaptor and valve lifter assemblies		AS.2583	1	A
2480	Nuts, union		AS.2581	1	C
	Tubing, flexible:—		1½ in. i/d.			
2526	3 ft. lengths		—	—	A
2527	6 ft. lengths		—	—	A
2466	Wheels, metal		SK.1535	—	A
2003	Water, 180 gall. capacity	Canvas, collapsible	—	—	A
1302	TAPS	For 50 gall. paraffin barrels	—	—	"
	Spares:—					
1307	Washers		—	—	C

RESTRICTED

RESTRICTED

GENERAL GROUND EQUIPMENT (INCLUDING REFUELLING EQUIPMENT)

SECTION 4K—cont.

1	2	3	4	5	6	7
1124	TROLLEYS:— Barrel	For transporting 40 gall. or 50 gall. barrels ...	GS.857, 858, 859, 860, 861.	—	A	each
—	Spares:— Wheels, pneumatic-tyred, 19 in. × 5 in. ...	Reference 4G/4297. For modified trolleys, not interchangeable with Reference 4G/2345.	—	—	—	—
—	Wheels, steel, 30 in. × 5 in. ...	Reference 4G/2345 Naval aviation only.	—	—	—	—
2404	Crash 4-ton	—	—	A	each
2522	5-ton	—	—	A	“
2405	10-ton	—	—	A	“
2571	Fuel pumping	75 to 120 galls. per minute	GM/D/10308/N	1	A	“
3036	Spares:— Balls	K.3823	1	A	“
3031	Connecting-rod assemblies	B.4248	1	A	“
3017	Float and rod assemblies	B.6078	1	A	“
3037	Gaskets:— Cover-plate	B.4246	1	A	“
3038	Crankcase	B.4220	1	A	“
3027	Cylinder head	B.4260	1	A	doz.
3039	Discharge valve	B.5117	1	A	each
3020	End-plate	B.4231	1	A	doz.
3019	Float chamber	B.4262	1	A	each
3016	Float chamber cover	B.10105	1	A	doz.
3026	High-pressure	B.4259	1	A	each
3021	Impellor collar	B.4221	1	A	doz.
3018	Impellor cover	B.4223	1	A	each
3023	Inner seal	B.4229	1	A	doz.
3032	Pump front cover	B.4224	1	A	each
2954	Gauges, pressure	For needle valve	882/4	1	A	“
3040	Leathers, discharge valve	B.4766	1	A	“
2962	Levers, gate valve	Dr. No. GM/R/- 10308, sheet 2.	1	B	“
3041	Pins, hinge, valve	B.4765	1	A	“
3030	Pistons	B.5106	1	B	“
3028	Rings, piston, compression	A.527	1	B	“

RESTRICTED

RESTRICTED

GENERAL GROUND EQUIPMENT (INCLUDING REFUELLING EQUIPMENT)

SECTION 4K—cont.

1	2	3	4	5	6	7
	TROLLEYS—con..					
	Fuel pumping—cont.					
	Spares—cont.					
3029	Rings, piston, oil control		A.526	1	A	each
3022	Seal assemblies, double		B.5111	1	A	"
3033	Seal assemblies, single		B.5114	1	A	"
3035	Springs, ball		B.4244	1	A	"
3034	Springs, plunger		B.4242	1	A	"
2953	Standpipe assemblies, complete		Drg. No. DSRD/- GM/B/10308, sheet 2.	1	A	"
3025	Valve assemblies		B.4253	1	A	"
3024	Valves, float assembly		B.4759	1	A	"
2468	TRUCKS, crash	Naval aviation only. Naval pattern 2193 ...	—	—	A	"
	WIRE, barbed:—	For airfield defences, ground defence training purposes and protection of equipment in open storage.				
1676	Entanglements, No. 1	"Dannert". In coils, 3 ft. diam. extending to 50 ft. long. (6 pegs. Ref. No. 1851, required with each coil).	—	—	C	coil
	Accessories:—					
1851	Pegs		TRES./S/6340	—	C	each
1153	No. 12½ S.W.G.	220 yds. per reel, approx. 50 reels per ton ...	—	—	C	reel
	Accessories:—					
2510	Pickets, angle iron, Mark 1	6 ft. long	—	—	A	each
—	Wire binding	Reference 30A/1037	—	—	—	—

RESTRICTED

RESTRICTED

GENERAL GROUND EQUIPMENT (INCLUDING REFUELLING EQUIPMENT)

INDEX TO REFERENCE NUMBERS

SECTION 4K—cont.

Ref. No.	Page No.	Ref. No.	Page No.	Ref. No.	Page No.	Ref. No.	Page No.	Ref. No.	Page No.	Ref. No.	Page No.	Ref. No.	Page No.	Ref. No.	Page No.	Ref. No.	Page No.	Ref. No.	Page No.
70	11	1151	17	1511	12	2388	11	2445	14	2489	1	2527	26	2563	22	2605		2641	17
91	12	1152	17	1550	3	2389	11	2446	14	2490	1	2528	14	2564	22	2606	7	2642	17
109	24	1153	28	1617	9	2390	11	2447	14	2491	1	2531	18	2565	22	2607	10	2643	17
115	11	1161	7	1618	25	2391	11	2448	14	2492	1	2532	19	2566	23	2608	10	2644	17
118	24	1181	18	1676	28	2392	11	2450	13	2493	1	2533	26	2567	23	2609	9	2645	17
119	24	1187	12	1851	28	2393	11	2451	14	2494	1	2534	26	2568	23	2610	16	2646	17
120	24	1188	13	2003	26	2394	11	2452	14	2495	1	2535	26	2570	12	2611	16	2647	17
122	25	1256	13	2107	25	2395	11	2453	14	2496	1	2536	26	2571	27	2612	16	2648	17
195	7	1258	13	2136	13	2396	11	2454	14	2497	1	2537	26	2573	13	2613	16	2649	17
208	24	1260	13	2137	13	2397	11	2455	14	2498	1	2538	26	2575	18	2614	16	2650	17
343	11	1261	13	2138	13	2402	26	2456	14	2499	1	2539	26	2576	18	2615	17	2651	17
344	11	1262	13	2139	13	2404	27	2457	3	2500	1	2540	26	2577	18	2616	17	2652	17
355	24	1263	13	2140	13	2405	27	2462	7	2501	2	2541	19	2578	18	2617	16	2653	17
357	24	1264	13	2141	13	2412	8	2463	7	2502	2	2542	20	2579	18	2618	16	2655	4
358	24	1265	13	2142	13	2413	8	2466	26	2503	2	2543	20	2580	18	2621	11	2656	4
359	24	1266	10	2143	13	2414	8	2468	28	2504	10	2544	20	2581	18	2622	11	2657	3
360	24	1267	10	2144	13	2415	8	2469	7	2505	15	2545	21	2582	18	2623	11	2658	4
361	24	1268	9	2145	13	2416	8	2470	7	2506	17	2546	19	2583	18	2624	12	2661	20
417	24	1275	13	2147	13	2417	8	2471	9	2507	25	2547	19	2584	18	2625	12	2662	27
432	25	1276	13	2148	13	2421	8	2472	9	2508	10	2548	19	2585	18	2626	12	2663	15
459	25	1277	13	2212	9	2422	8	2473	7	2510	28	2549	19	2586	18	2627	12	2664	23
474	25	1302	26	2245	8	2429	13	2474	7	2511	8	2550	19	2587	18	2628	16	2665	22
504	25	1303	24	2319	24	2433	14	2476	3	2512	8	2551	20	2588	18	2629	16	2666	23
813	18	1304	24	2357	7	2434	14	2477	26	2515	8	2552	20	2589	18	2630	16	2667	22
814	18	1305	24	2364	18	2435	14	2478	26	2516	1	2553	20	2590	18	2631	16	2668	19
881	11	1306	24	2371	7	2436	14	2479	26	2517	25	2554	21	2591	18	2632	16	2669	19
882	11	1307	26	2372	8	2437	14	2480	26	2518	25	2555	21	2592	18	2633	16	2670	22
988	13	1332	12	2373	11	2438	14	2482	26	2519	25	2556	21	2593	7	2634	16	2671	21
1119	25	1333	12	2375	9	2439	14	2483	17	2520	10	2557	21	2594	7	2635	16	2675	12
1124	27	1337	9	2378	9	2440	14	2484	1	2521	9	2558	21	2597	11	2636	9	2676	12
1126	9	1338	9	2379	10	2441	14	2485	1	2522	27	2559	21	2601	11	2637	17	2677	12
1127	10	1360	3	2381	10	2442	14	2486	1	2524	8	2560	21	2602	12	2638	17	2678	24
1140	18	1445	25	2386	11	2443	14	2487	1	2525	17	2561	21	2603	12	2639	17	2679	21
1147	3	1446	7	2387	11	2444	14	2488	1	2526	26	2562	22	2604	22	2640	17	2680	12

RESTRICTED

RESTRICTED

GENERAL GROUND EQUIPMENT (INCLUDING REFUELLING EQUIPMENT)

INDEX TO REFERENCE NUMBERS

SECTION 4K—cont.

Ref. No.	Page No.	Ref. No.	Page No.	Ref. No.	Page No.	Ref. No.	Page No.	Ref. No.	Page No.	Ref. No.	Page No.	Ref. No.	Page No.	Ref. No.	Page No.	Ref. No.	Page No.	Ref. No.	Page No.
2681	25	2717	16	2753	6	2789	23	2829	4	2868	12	2972	4	3017	27	3056	8A		
2682	21	2718	16	2754	6	2790	22	2830	3	2870	19	2975	7	3018	27	3057	8A		
2683	22	2719	16	2755	6	2791	20	2831	19	2871	19	2976	5	3019	27	3058	8A		
2684	22	2720	16	2756	6	2792	23	2832	22	2872	19	2977	5	3020	27	3059	8A		
2685	23	2721	16	2757	4	2793	23	2833	22	2873	12	2978	5	3021	27	3060	8A		
2686	19	2722	16	2758	3	2794	19	2834	23	2874	5	2979	5	3022	28	3061	8A		
2687	19	2723	20	2759	4	2795	22	2835	6	2875	6	2980	6	3023	27	3062	8A		
2688	22	2724	20	2760	4	2796	20	2836	6	2876	10	2981	5	3024	28	3063	8A		
2689	20	2725	23	2761	4	2797	22	2837	6	2877	23	2982	5	3025	28	3064	8A		
2690	20	2726	23	2762	3	2800	19	2838	6	2901	2	2983	6	3026	27	3065	8A		
2691	20	2727	23	2763	3	2801	19	2839	6	2902	14	2984	5	3027	27	3066	8A		
2692	20	2728	19	2764	4	2802	23	2840	6	2903	4	2985	5	3028	27	3067	8A		
2693	21	2729	19	2765	4	2803	21	2841	6	2904	3	2986	5	3029	28	3068	8A		
2694	21	2731	20	2766	4	2804	20	2842	6	2905	3	2987	5	3030	27	3069	8A		
2696	19	2732	20	2767	4	2805	22	2843	5	2906	4	2988	5	3031	27	3070	8A		
2697	20	2733	20	2768	4	2806	23	2844	21	2907	4	2989	5	3032	27	3071	8A		
2698	21	2734	20	2769	4	2807	21	2845	25	2908	7	2991	4	3033	27	3072	8A		
2699	21	2735	20	2770	4	2808	21	2846	21	2909	19	2992	4	3034	28	3073	8A		
2700	20	2737	20	2771	3	2809	21	2847	21	2910	23	2993	3	3035	28	3074	8A		
2701	22	2738	23	2772	19	2810	22	2848	21	2911	22	2994	3	3036	27	3075	8A		
2702	22	2739	22	2773	22	2811	20	2849	22	2912	25	2995	3	3037	27	3076	8A		
2703	20	2740	20	2774	22	2812	20	2850	15	2913	22	2996	5	3038	27	3077	8A		
2704	19	2741	21	2775	23	2813	21	2851	20	2914	3	2997	5	3039	27	3078	8A		
2705	16	2742	21	2776	22	2814	22	2852	4	2915	3	2998	5	3040	27	3079	8A		
2706	16	2743	19	2777	15	2815	22	2853	6	2916	2	2999	5	3041	27	3080	8A		
2707	16	2744	23	2778	8	2816	21	2854	7	2917	12	3000	4			3081	8A		
2708	16	2745	21	2779	19	2817	15	2855	5	2918	6	3001	5			3082	8A		
2709	16	2746	5	2780	19	2818	15	2856	5	2919	5	3002	5			3083	8A		
2710	16	2747	5	2781	15	2819	23	2857	5	2920	28	3003	4			3084	8A		
2711	16	2748	5	2782	20	2820	4	2858	5	2921	27	3004	5			3085	8A		
2712	16	2749	6	2783	12	2821	4	2859	4	2922	23	3005	6			3086	8A		
2714	16	2750	6	2784	12	2822	4	2860	5	2923	23	3006	6			3087	8A		
2715	16	2751	6	2785	12	2823	4	2861	5	2924	4	3007	3			3088	8A		
2716	16	2752	6	2786	22	2824	16	2862	2	2925	3	3008	4			3089	8A		
				2787	20	2825	6	2863	12	2926	27	3009	4			3090	8A		
				2788	10	2826	2	2864	12	2927	2	3010	27			3091	8A		
						2827	2	2865	12	2928	2	3011	27			3092	8A		
						2828	12	2866	12	2929	2	3012	27			3093	8A		
								2867	12	2930	2	3013	27			3094	8A		
										2931	2	3014	27			3095	8A		
										2932	2	3015	27			3096	8A		
										2933	2	3016	27			3097	8A		
										2934	2	3017	27			3098	8A		
										2935	2	3018	27			3099	8A		
										2936	2	3019	27			3100	8A		
										2937	2	3020	27			3101	8A		
										2938	2	3021	27			3102	8A		
										2939	2	3022	27			3103	8A		
										2940	2	3023	27			3104	8A		
										2941	2	3024	27			3105	8A		
										2942	2	3025	27			3106	8A		
										2943	2	3026	27			3107	8A		
										2944	2	3027	27			3108	8A		
										2945	2	3028	27			3109	8A		
										2946	2	3029	27			3110	8A		
										2947	2	3030	27			3111	8A		
										2948	2	3031	27			3112	8A		
										2949	2	3032	27			3113	8A		
										2950	2	3033	27			3114	8A		
										2951	2	3034	27			3115	8A		
										2952	2	3035	27			3116	8A		
										2953	2	3036	27			3117	8A		
										2954	2	3037	27			3118	8A		
										2955	2	3038	27			3119	8A		
										2956	2	3039	27			3120	8A		
										2957	2	3040	27			3121	8A		
										2958	2	3041	27			3122	8A		
										2959	2					3123	8A		
										2960	2					3124	8A		
										2961	2					3125	8A		
										2962	2					3126	8A		
										2963	2					3127	8A		
										2964	2					3128	8A		
										2965	2					3129	8A		
										2966	2					3130	8A		
										2967	2					3131	8A		
										2968	2					3132	8A		
										2969	2					3133	8A		
										2970	2					3134	8A		
										2971	2					3135	8A		
										2972	2					3136	8A		
										2973	2					3137	8A		
										2974	2					3138	8A		
										2975	2					3139	8A		
										2976	2					3140	8A		
										2977	2					3141	8A		
										2978	2					3142	8A		
										2979	2					3143	8A		
										2980	2					3144	8A		
										2981	2					3145	8A		
										2982	2					3146	8A		
										2983	2					3147	8A		
										2984	2					3148	8A		
										2985	2					3149	8A		
										2986	2					3150	8A		
										2987	2					3151	8A		
										2988	2					3152	8A		
										2989	2					3153	8A		
										2990	2					3154	8A		

RESTRICTED

Issued with A/L. 194 to A.P. 1086, Book 15, Second Edition

**PERIODICAL INSPECTION OF EQUIPMENT
STORAGE CATEGORIES**

For details of different storage categories, see A.P. 1086, Book 1, Second Edition, Memorandum of Instructions, Part 3.

**GENERAL GROUND EQUIPMENT (INCLUDING REFUELLING EQUIPMENT)
SECTION 4K**

Unless specifically shown below, all items in this sub-section have an indefinite shelf life under normal storage conditions and are therefore in category 4.

Generic Heading	Category	Periodicity of Inspection in •Temperate Climates	
		Packaged	Unpackaged
COVERS, dust	2	3 years	1 year
COVERS, waterproof	2	3 years	1 year
HOSE, fuel	2	3 years	1 year
HOSE, water	2	3 years	1 year
PLANTS, spraying	1	3 years	1 year
PLANTS, water distilling	1	3 years	1 year
PUMPS	1	3 years	1 year
SHEETS, parachute packing ...	2	3 years	1 year

• For method of calculating periodicity of inspection in tropical climates, see A.P.1086, Book 1, Second Edition, Memorandum of Instructions, Part 3.

RESTRICTED

Issued with A/L 249

**AIR PUBLICATION 1086
BOOK 15
SECOND EDITION**

SECTION 4L

LIFTING AND HAULAGE TACKLE

**Items under Section 4L
are covered by
VOTE 7F.1(a)**

RESTRICTED

VOCABULARY OF ROYAL AIR FORCE EQUIPMENT
LIFTING AND HAULAGE TACKLE
SECTION 4L

(17th August, 1965)

Ref. No.	Nomenclature	Detail	Drawing or Specification No.	No. off	Class of Store	Denom. of Qty.
1	2	3	4	5	6	7
	BLOCKS—					
	Pulley, geared—					
2325	20 cwt.	Safe working load, 1 ton. C/w. load chain for 18 ft. lift and operating chain.	As specified by Contract.	—	A	each
2014	30 cwt.	S.W.L., 1 ton 10 cwt. C/w load chain for 15 ft. lift and operating chain.	As specified by Contract.	—	A	,,
2015	40 cwt.	S.W.L., 2 tons. C/w load chain for 15 ft. lift and operating chain.	As specified by Contract.	—	A	,,
	Spares—					
	Chains—					
2795	Hand.	For 18 ft. lift Spare for Ref. No. 2325		—	B	,,
2794	Load	For 18 ft. lift Spare for Ref. No. 2325		—	B	,,
2574	Operating		Proprietary	—	A	,,
2667	Pulley, single	S.W.L., 3½ cwt.		—	A	,,
	Snatch—					
9424236	Fibre rope, 6 in. circ.	S.W.L., 29 cwt. For Bomb Disposal Flights only.		—	A	,,
2657	Safety pattern	S.W.L., 5 tons. For use with Drag off tackle, Mark I (Reference 4GB/5725 and 5726).	Loveridge A.R.T.93	4	A	,,
2687	Type C, 9 in.	For Balloon Units only. S.W.L., 3 tons		—	A	,,

RESTRICTED

RESTRICTED

LIFTING AND HAULAGE TACKLE

SECTION 4L—cont.

1	2						3				4	5	6	7	
	BLOCKS, tackle—						Iron, galvanised, with sheaves, sheave pin and keep pin.								
9424226	Double	Cordage, 1½ in.—								
9424231	Snatch	S.W.L., 5 cwt.				—	A	each		
9424237	Treble	S.W.L., 2 cwt.				—	A	..		
							S.W.L., 8 cwt.				—	A	..		
9424227	Double	Cordage, 2 in.—								
9424232	Snatch	S.W.L., 8 cwt.				—	A	..		
551	Treble	S.W.L., 3 cwt.				—	A	..		
9424238	Treble	S.W.L., 12 cwt.				—	A	..		
							S.W.L., 12 cwt.				—	A	..		
9424233	Snatch	Cordage, 2½ in.—								
							S.W.L., 4½ cwt.				—	A	..		
9424228	Double	Cordage, 3¼ in.—								
9424234	Snatch	S.W.L., 28 cwt.				—	A	..		
9424239	Treble	S.W.L., 10½ cwt.				—	A	..		
							S.W.L., 42 cwt.				—	A	..		
9424229	Double	Cordage, 4 in.—								
9424235	Snatch	S.W.L., 36 cwt.				—	A	..		
9424240	Treble	S.W.L., 13½ cwt.				—	A	..		
							S.W.L., 54 cwt.				—	A	..		
2721	BOND, wire, scaffolding lashing						15 ft. length. For passive defence reserve equipment—A.P.311, Part B.				—	B	..
2814	CHAIR, safety suspension						C/w 300 ft. manilla rope (Reference 32A/813)				—	A	..
581	CRANE, jib						20 cwt. portable				—	A	..
	Spares—														
582	Block, tackle	S.W.L., 20 cwt.				—	A	..		
579	Chain	⅝ in. × 41 ft. 13¼ links to the foot				—	A	..		
580	Guide, chain				—	A	..		
2649	Pin, winch, guide pulley				—	C	..		
2858	Screw-jack	On base side member				—	A	..		
578	Wheel, road	Complete with bush				—	A	..		

Spec. No. C.1691

RESTRICTED

RESTRICTED

LIFTING AND HAULAGE TACKLE

SECTION 4L—cont.

1	2						3					4	5	6	7		
	CRANE, jib—cont.																
	Spares—cont.																
1004	Wheel, steering	With handle	G.S.1694E, Pt. 1-8	—	A	each		
1005	Winch	With handle	G.S.1694A and all detailed drawings	—	A	..		
	CRANE, jib, revolving—						15 cwt., platform type					As specified by Contract.		
584	Cantilever	Height of lift, 17 to 20 ft.		—	A	..		
585	Cable	Steel 6/19, 1-in. circumference		—	A	100 ft.		
576	CROWBAR, handy, No. 1						3 tons. Chisel end rollers					As specified by Contract.		
2560	GRAB, chain						Complete with length adjusting clutch. For case and general bomb handling. Suitable for cases up to 8 ft. wide. Maximum S.W.L., 15 cwt.					Drg. No. G.M.6699					
	GUYS—																
2624	Back and side erection							1	A	..	
2628	Lifting derrick							1	A	..	
2625	Working derrick							1	A	..	
	LEVERS—																
103	Wood, iron shod crow						6 ft	Spec. No. 430/N.A./2
	LINKS, triangular—						For use with slings, iron, for packing cases.										
	<i>Size</i>	<i>Internal Breadth</i>		<i>S.W.L.</i>													
2692	3/4 in.	2 3/8 in.		4 cwt.			—	C	..		
2697	1/2 in.	2 3/8 in.		10 cwt.			—	C	..		
2698	3/8 in.	2 3/8 in.		17 cwt.			—	C	..		
2699	7/16 in.	3 3/8 in.		1 ton, 14 cwt.			—	C	..		
2700	1 in.	3 3/8 in.		2 tons, 10 cwt.			—	C	..		
2701	1 1/8 in.	3 3/8 in.		3 tons, 10 cwt.			—	C	..		
2702	1 3/8 in.	4 3/8 in.		5 tons			—	C	..		

RESTRICTED

RESTRICTED

LIFTING AND HAULAGE TACKLE

SECTION 4L—cont.

1	2	3	4	5	6	7
	MACHINES, weighing—	For use only at Repair Depots authorised to repair and test lifting tackle.				
2768	800 lb/375 kilograms	Self indicating portable platform. For Air Movement Sections.		—	A	each
2639	5 tons	For use at A.E.D.'s and G.E.D.'s.			A	„
2810	5 tons, platform type	For Air Movement Sections, Cargo handling.		—	A	„
2577	10 tons x 1-cwt. divisions	Crane weigher. Fitted with shackle. For testing lifting tackle.	Proprietary.	—	A	„
	PENDANTS—					
2627	Erection		1	A	„
2626	Lifting, G.P.		1	A	„
911	SHEAR LEGS, Type A	Collapsible, main lift 2½ tons, extension lift 1,000 lb. Complete	Drg. No. D.I.S. G.S.202 and all relevant drawings	—	A	set
2815	SLING, for case of 30101 E.C.U.	Bristol Siddeley	PES.1144		A	each
	SLINGS—					
2666	Bomb, three-legged	For handling 1,000 lb.	GM/D/1702	—	A	„
2571	Chain, barrel	For lifting barrels or drums. Maximum S.W.L. 10 cwt.	Drg. No. G.M.6180	—	A	„
2647	Chain, four-legged	For lifting uncased bombs up to 1,000 lb. ..		—	A	„
	Safe working load—					
2587	40 cwt.	Legs 4 ft.	G.M.4535A	1	A	„
2621	40 cwt.	Legs 8 ft.	G.M.4535B	1	A	„
2588	60 cwt.	Legs 7 ft. 6 in.	G.M.4535C	1	A	„
2589	Chain, single leg	S.W.L., 10 cwt. Leg 2 ft. 6 in.	G.M.4536A	1	A	„
	Cylinder, compressed gas—					
2650	Type B	S.W.L., 2 tons		—	A	„
2586	Type C	For Mark 12 cylinders, lifting single cylinders		—	A	„
	Endless, wire rope—					
	Soft eye strops—					
	Leather bound—					
	Safe working load—					
2607	15 cwt.	Length 2 ft. Eyes 1 ft. 6 in. circ.	G.M.4532A	1	A	„

RESTRICTED

RESTRICTED
4

LIFTING AND HAULAGE TACKLE

SECTION 4L—cont.

1	2	3	4	5	6	7
	SLINGS—cont.					
	Endless, wire rope—cont.					
	Soft eye strops—cont.					
	Leather bound—cont.					
	Safe working load—cont.					
2608	15 cwt.	Length 5 ft. Eyes 1 ft. 6 in. circ.	G.M.4532B	1	A	each
2609	15 cwt.	Length 6 ft. Eyes 1 ft. 6 in. circ.	G.M.4532C	1	A	"
2610	20 cwt.	Length 3 ft. 3 in. Eyes 1 ft. 6 in. circ.	G.M.4532D	1	A	"
2611	20 cwt.	Length 4 ft. Eyes 1 ft. 6 in. circ.	G.M.4532E	1	A	"
	Whipped at each end and at 3 ft. intervals—					
	Safe working load—					
2612	15 cwt.	Length 14 ft. Eyes 1 ft. 6 in. circ.	G.M.4533A	1	A	"
2613	15 cwt.	Length 23 ft. Eyes 1 ft. 6 in. circ.	G.M.4533B	1	A	"
2617	30 cwt.	Length 16 ft. Eyes 3 ft.	G.M.4534A	1	A	"
2618	30 cwt.	Length 20 ft. Eyes 3 ft.	G.M.4534B	1	A	"
2614	40 cwt.	Length 5 ft. Eyes 1 ft. 6 in. circ.	G.M.4533C	1	A	"
2615	40 cwt.	Length 7 ft. Eyes 1 ft. 6 in. circ.	G.M.4533D	1	A	"
2616	40 cwt.	Length 9 ft. 6 in. Eyes 1 ft. 6 in. circ.	G.M.4533E	1	A	"
2696	40 cwt.	Length 9 ft. 6 in. Rope 2 in. circ. Eyes 1 ft. 6 in. circ.	G.M.4533E	—	A	"
2622	40 cwt.	Length 15 ft. Eyes 1 ft. 6 in.	G.M.4533F	1	A	"
2619	40 cwt.	Length 20 ft. Eyes 3 ft.	G.M.4534C	1	A	"
2623	40 cwt.	Length 30 ft. Eyes 3 ft.	G.M.4534D	1	A	"
2620	40 cwt.	Length 40 ft. Eyes 3 ft.	G.M.4534E	1	A	"
2826	5 tons	Length 5 ft. Previously referenced as 89XY/728		—	A	"
2825	5 tons	Length 8 ft. Previously referenced as 89XY/727		—	A	"
2827	5 tons	Length 10 ft. Previously referenced as 89XY/729		—	A	"
2822	6 tons	Length 16 ft. Previously referenced as 89XY/986		—	A	"
2829	Strop, wire, $\frac{3}{4}$ in.	Length 10 ft. Eye at each end with 3 in. thimble		—	A	"
2694	Universal	For lifting cased Engine change units	G.M./D/16773	—	A	"
	Wire rope—					
2569	20 ft., Type A	For lifting uncrated mainplanes	G.M.6029A	1	A	"
2578	30 ft., Type B	Maximum S.W.L., 3,000 lb.	G.M.6029B	1	A	"

RESTRICTED

RESTRICTED

LIFTING AND HAULAGE TACKLE

SECTION 4L—cont.

1	2	3	4	5	6	7
SLINGS—cont.						
Wire rope, four-legged—						
Safe working load—						
2579	10 cwt.	Legs 2 ft. 10 in.	G.M.4531A	1	A	each
2590	20 cwt.	Legs 3 ft.	G.M.4531B	1	A	"
2591	20 cwt.	Legs 4 ft. 6 in.	G.M.4531C	1	A	"
2592	20 cwt.	Legs 6 ft.	G.M.4531D	1	A	"
2593	30 cwt.	Legs 3 ft.	G.M.4531E	1	A	"
2580	30 cwt.	Legs 5 ft.	G.M.4531F	1	A	"
2594	30 cwt.	Legs 6 ft.	G.M.4531G	1	A	"
2595	40 cwt.	Legs 4 ft.	G.M.4531H	1	A	"
2581	40 cwt.	Legs 6 ft.	G.M.4531K	1	A	"
2665	40 cwt.	Legs 11 ft.	G.M.4531N	—	A	"
2663	65 cwt.	Legs 6 ft.	G.M.4531L	—	A	"
2582	100 cwt.	Legs 6 ft.	G.M.4531M	1	A	"
2683	5 tons	Legs 8 ft. 6 in. For lifting Sapphire and Conway E.C.U.'s.	G.M.4531H	1	A	"
Wire rope, two-legged—						
Safe working load—						
2596	10 cwt.	Legs 3 ft. 6 in.	G.M.4530A	1	A	"
2597	10 cwt.	Legs 5 ft.	G.M.4530B	1	A	"
2598	20 cwt.	Legs 4 ft.	G.M.4530C	1	A	"
2599	20 cwt.	Legs 6 ft.	G.M.4530D	1	A	"
2600	20 cwt.	Legs 10 ft.	G.M.4530E	1	A	"
2601	30 cwt.	Legs 3 ft.	G.M.4530F	1	A	"
2602	30 cwt.	Legs 4 ft.	G.M.4530G	1	A	"
2603	30 cwt.	Legs 5 ft.	G.M.4530H	1	A	"
2604	30 cwt.	Legs 7 ft. 6 in.	G.M.4530K	1	A	"
2605	50 cwt.	Legs 6 ft.	G.M.4530L	1	A	"
2606	50 cwt.	Legs 12 ft.	G.M.4530M	1	A	"
2018	Wire, Type B	For lifting, 4,000-lb. bombs	D.I.S. No. A.R.M./ 55 and A.R.M./ 14592-3.	—	A	"

RESTRICTED

RESTRICTED

LIFTING AND HAULAGE TACKLE

SECTION 4L—cont.

1	2	3	4	5	6	7
2673	TACKLE— Hoisting	C/w. 19 ft. chain. For erection of Giraffe ladders, Type D4 version, Reference 4G/5674.		—	A	each
2644	Load securing	For salvage of heavy aircraft		—	A	,,
2645	WEIGHING APPLIANCE, 2 ton	For Air Movement Sections only		—	A	,,
2716	WINCH, crab— 2 ton	Double purchase wire rope	Fellows Bros. Specification.	—	A	,,
2024	Type A	Wm. Wadsworth & Sons Drg. No. 42173	—	A	,,
2036	Spares— Brake lining	Ferodo, 5 ft. 6 in. lengths of 3 in. \times $\frac{1}{4}$ in. Six per set.	Drg. No. A.13856	—	B	set
2037	Rope wire, 2 in. diam.	Steel thimble eye one end, other end plain galvanised. In 250 ft. lengths.	Wingets Drg. No. A.13853	—	A	lgth.
2038	Rope wire, 3 $\frac{1}{4}$ in. diam.	Wingets Drg. No. A.13853	—	A	each

RESTRICTED

RESTRICTED

LIFTING AND HAULAGE TACKLE

SECTION 4L—cont.

INDEX TO REFERENCE NUMBERS

NOTE—For action in regard to items in the N.A.T.O. referencing system see A.M.O. A161/63.

Ref. No.	Page No.	Ref. No.	Page No.	Ref. No.	Page No.	Ref. No.	Page No.	Ref. No.	Page No.	Ref. No.	Page No.	Ref. No.	Page No.	Ref. No.	Page No.
103	3	2586	4	2617	5	2699	3								
551	2	2587	4	2618	5	2700	3								
576	3	2588	4	2619	5	2701	3								
578	2	2589	4	2620	5	2702	3								
579	2	2590	6	2621	4	2716	7								
580	2	2591	6	2622	5	2721	2								
581	2	2592	6	2623	5	2768	4								
582	2	2593	6	2624	3	2794	1								
584	3	2594	6	2625	3	2795	1								
585	3	2595	6	2626	4	2810	4								
911	4	2596	6	2627	4	2814	2								
1004	3	2597	6	2628	3	2815	4								
1005	3	2598	6	2639	4	2822	5								
2014	1	2599	6	2644	7	2825	5								
2015	1	2600	6	2645	7	2826	5								
2018	6	2601	6	2647	4	2827	5								
2024	7	2602	6	2649	2	2829	5								
2036	7	2603	6	2650	4	2858	2								
2037	7	2604	6	2657	1										
2038	7	2605	6	2663	6										
2325	1	2606	6	2665	6										
2560	3	2607	4	2666	4										
2569	5	2608	5	2667	1										
2571	4	2609	5	2673	7										
2574	1	2610	5	2683	6										
2577	4	2611	5	2687	1										
2578	5	2612	5	2692	3										
2579	6	2613	5	2694	5										
2580	6	2614	5	2696	5										
2581	6	2615	5	2697	3										
2582	6	2616	5	2698	3										

A/L249

RESTRICTED

RESTRICTED

LIFTING AND HAULAGE TACKLE

SECTION 4L—cont.

INDEX TO REFERENCE NUMBERS—cont.

Ref. No.	N.A.T.O. Group/ Class No.	Old Ref. No.	Page No.	Ref. No.	N.A.T.O. Group/ Class No.	Old Ref. No.	Page No.	Ref. No.	N.A.T.O. Group/ Class No.	Old Ref. No.	Page No.
9424226	3940		2								
9424227	3940		2								
9424228	3940		2								
9424229	3940		2								
9424231	3940		2								
9424232	3940		2								
9424233	3940		2								
9424234	3940		2								
9424235	3940		2								
9424236	3940		1								
9424237	3940		2								
9424238	3940		2								
9424239	3940		2								
9424240	3940		2								

RESTRICTED

RESTRICTED
11

RESTRICTED

Issued with A/L 248

**AIR PUBLICATION 1086
BOOK 15
SECOND EDITION**

SECTION 4N
**SPARKING PLUG TESTING
& SERVICING EQUIPMENT**

**Items under Section 4N
are covered by
VOTE 7F.1(a)**

RESTRICTED

VOCABULARY OF ROYAL AIR FORCE EQUIPMENT
SPARKING PLUG TESTING AND SERVICING EQUIPMENT
SECTION 4N

(16th August, 1965)

Ref. No.	Nomenclature	Detail	Drawing No. or Part No.	No. of	Class of Store	Denom. of Qty.
1	2	3	4	5	6	7
14	BATH, de-greasing	Complete with machine, drilling pneumatic, Type B, Reference 3A/1001, for driving fan; extinguishers, fire, Mark 25, Reference 27N/84 and brackets, Mark 25, Reference 27N/85.	Kidbrooke Sketch GA and Schedule SK.16/17, parts 1—10.	1	A	each
	Spares:—					
48	Fan	Mild steel	SK.1617-5	1	C	"
49	Tray, handling	Mild steel	SK.1617-9	2	C	"
13	BRUSH, sparking plug	For cleaning spark plug screens	1	C	"
	CABINET, heated:—	For sparking plugs. Comprising Boxes, heater, Cupboards, large and/or small, Trays and Boxes, carrying (for trays).				
1	Box, heater	Metal; without lamp or C.T.S. feeder cable and plugs which are to be demanded separately and fitted by user units. 25lb. 4 oz., 1 ft. 8¼ in. × 1 ft. 7¼ in. × 1 ft.	K.S. No. 1577	1	A	"
	Accessories:—					
—	Lamp, filament, 230 V., 32 c.p.	Reference 5L/9964707. Four lamps required per cabinet. To be demanded separately.	4	—	—
	Spares:—					
182	Thermostat, Satchwell, Type Z	With 11-in. stems. Adjustable range between 70°F. and 190°F.	1	A	each

RESTRICTED

RESTRICTED

SPARKING PLUG TESTING AND SERVICING EQUIPMENT
SECTION 4N—*cont.*

1	2	3	4	5	6	7	
	CABINET, heated—<i>cont.</i>						
2	Cupboard, large	Maximum capacity 24 trays (Ref. No. 4). 711 lb. 2 ft. 10 in. × 1 ft. 9 in. × 1 ft. 7 in.	K.S. No. 1577, Sheets, 1, 3, 4.	—	A	each	
3	Cupboard, small	Maximum capacity 12 trays (Ref. No. 4) ..	K.S. No. 1577, Sheets, 1, 3, 4.	—	A	..	
4	Tray	Metal. For 18-m.m. plugs, with loose adaptor plate for 14-m.m. plugs. Capacity 28 plugs of either size 4 lb. 4. oz. 9 in. × 6 in. × 6 in.	K.S. No. 1577, Sheet 4.	As req.	A	..	
5	Box, carrying	Metal. For carrying 2 trays (Ref. No. 4). 8 lb. 1 ft. 1 in. × 10 in. × 8 in.	—	A	..	
11	FIXTURE, constant torque	For torque loading spark plugs after assembly ..	E.L.31173	1	A	..	
	Spares:—						
	Cable:—						
	Consisting of:—						
60	End piece	} Mild steel	} E.L.31185	1	C	..	
61	Eyelet			E.L.31661	1	C	..
62	Nipple			E.L.31662	1	C	..
	Wire, steel, 42 in.	Reference 28X/3450		—	—	—	
174	Collar, stop	} For use only with K.L.G. ignition plugs, Type 994/9.	} E.L.35085	1	C	each	
175	Spanner, insert			E.L.35084	1	C	..
	GAUGES, gap:—	For aero engine spark plugs only.					
184	Type A	0-008-0-010 in. For Lodge spark plugs, Type LB/1 2 or 3.	1	C	..	
164	Type B, yellow	0-012-0-015 in.	1	C	..	
165	Type C	0-011-0-013 in.	1	C	..	
166	Type D, red	0-015-0-018 in.	1	C	..	
167	Type E, green	0-018-0-021 in.	1	C	..	
171	JIG, dismantling, spark plug	1	A	..	
187	PLANT, chemical cleaning	u For aero engine spark plugs	1	A	..	

RESTRICTED

RESTRICTED

SPARKING PLUG TESTING AND SERVICING EQUIPMENT
SECTION 4N—cont.

1	2	3	4	5	6	7
289	PLANT, chemical cleaning, Mark 2 ..	Mark 2 modified to G.M.1857 standard	1	A	each
	Spares:—	For Ref. Nos. 187 and 289			
208	Element, ring	230 volts, 1,000 watts, for heating solution tank	—	C	..
218	Gauge, pressure, air	0-120 lbs. p.s.i.	1	A	..
205	Gasket, top plate, thermostat	—	C	..
215	Gland	For centrifugal pump No. 21, c/w shaft, seals and joint.	1	C	..
204	Gland	For water pump drive shaft	—	C	..
	Grommets:—					
201	12 mm. × 12 mm.	—	C	..
199	14 mm. × 14 mm.	Short reach	—	C	..
202	14 mm. × 18 mm.	Long reach	—	C	..
200	18 mm. × 18 mm.	—	C	..
221	Nozzle, jet	1	B	..
220	Pipe, suction	Solution tank to pump inlet	1	B	..
203	Plate, top mounting	For 36 spark plugs	—	A	..
212	Stopper, 12 mm. and 14 mm.	For plates, top mounting	1	B	..
—	Switch	"Sunvic" Type F.206/6	—	—	—
	Spares:—					
207	Tube, control. electronic glass	Type 606. Style 135478	—	A	each
206	Thermometer	—	A	..
219	Tube, connecting	Pump to manifold	1	B	..
	SPANNERS, hexagon, spark plug:—	For assembling and dismantling.				
6	$\frac{5}{16}$ in. Whitworth	1	B	each
7	$\frac{3}{8}$ in. Whitworth	1	B	..
8	$\frac{7}{16}$ in. Whitworth	1	B	..
9	$\frac{1}{2}$ in. Whitworth	1	B	..

RESTRICTED

RESTRICTED

SPARKING PLUG TESTING AND SERVICING EQUIPMENT
SECTION 4N—*cont.*

1	2	3	4	5	6	7
12	TESTER, spark and gas leak	Complete with switch, Type 1521, (Reference 10F/2527), booster, Rotax Type NIKA, 12 v. (Reference 27A/1800), lamp-holders, small bayonet (with shade, carrier and card grip), (Reference 5A/785); cable electric, L.T., Vircon 3 (Reference 5E/174); cable, electric, H.T., uniplug-cotton, No. 2 (Reference 5E/1971).	E.L.33380	1	A	each
	Spares:—					
	Adaptors:—	Steel. For spark Plugs.				
155	12 mm.	For screened plugs	E.L.33458	1	B	..
156	12 mm.	For unscreened plugs	E.L.33465	—	B	..
30	14 mm.	E.L.33448	—	A	..
29	18 mm.	E.L.33449	—	A	..
91	Block, terminal	Grelco	1	C	..
159	Bracket, coil	For Rotax coil	E.L.33480	1	C	..
32	Cable, stranded steel	“British Ropes” type	E.L.33473	1	B	..
153	Clamp, sleeve	Tufnol. Slide fit on Ref. No. 152	E.L.33441	1	B	..
93	Conduit, domed lid	For standard circuit box	G.L.1052/68	1	B	..
172	Contact, H.T. (Group assembly)	E.L.33380/165	1	A	..
	Spares:—					
40	Spring, compression	$\frac{1}{4}$ in. ext. diam. \times $\frac{5}{8}$ in. long	E.L.33380/84	1	C	..
94	Cylinder, liner	Phos. bronze	E.L.33388	1	B	..
95	Elbow, $\frac{1}{4}$ in., steam pipe	E.L.33380/121	1	B	..
90	Gap, standard spark	Modified. Complete	E.L.35061	1	A	..
	Spares:—					
—	Ball, steel, $\frac{1}{4}$ in. diam.	Reference 16D/307	—	—	—
179	Block, insulating	E.L.35062	1	C	each
177	Electrode, earth	E.L.35096	1	C	..
178	Electrode, H.T.	E.L.35097	1	C	..
180	Point, auxiliary discharge	E.L.35065	1	C	..
181	Spring	For Ref. Nos. 177 and 178	E.L.35072	2	C	..
96	Gasket, washer	Copper, 1 in. o/d	E.L.33452	2	C	..
160	Gauge, gap “Go” and “No Go”	12,000 V. peak voltage; 3.22 mm. minimum and 3.23 mm. maximum for “Go” gauge, 3.28 mm. maximum and 3.27 mm. minimum for “No Go” gauge.	E. and I. 8071	1	A	..

RESTRICTED

RESTRICTED

SPARKING PLUG TESTING AND SERVICING EQUIPMENT

SECTION 4N *cont.*

1	2	3	4	5	6	7
	TESTER, spark and gas leak—<i>cont.</i>					
	Spares— <i>cont.</i>					
97	Gauge, pressure, B.E.N.	150 lb. sq. in., $\frac{1}{4}$ in. gas		1	A	each
41	Jar, clear glass		E.L.33470	2	C	"
37	Mirror, glass, circular	$\frac{3}{2}$ in. thick, $\frac{5}{16}$ in. diam.	E.L.33475	1	C	"
36	Mirror, glass, oblong	$\frac{3}{2}$ in. thick, $3\frac{1}{4}$ in. \times $2\frac{1}{2}$ in.	E.L.33471	1	C	"
118	Nipple, $\frac{1}{8}$ in. steam pipe		E.L.33473	1	C	"
92	Nipple, brass	For Ref. No. 32		2	C	"
57	Pin, terminal	Brass. For "S.V." plugs only	E.L.33442	1	C	"
101	Piston	Steel	E.L.33386	1	B	"
102	Nut	Steel	E.L.33434	2	C	"
43	Washer, cup	Leather	E.L.33469	1	C	"
103	Window, disc	Plate glass	E.L.33468	1	C	"
33	Plate, steel	For Ref. No. 32	E.L.33387	1	C	"
	Plunger, contact:—					
158	12 mm., unscreened plugs		E.L.33380/164	2	C	"
38	American plug	Brass	E.L.33439	2	C	"
148	Standard plug	Brass	E.L.33457	2	C	"
104	Pulley	Steel	E.L.33455	2	C	"
105	Pin, $\frac{3}{8}$ in. diam. \times $1\frac{3}{8}$ in. long	Stainless steel	E.L.33421	2	C	"
106	Pin, weight, $\frac{1}{2}$ in. diam. \times $1\frac{1}{8}$ in. long		E.L.33420	1	C	"
107	Ring, packing	Steel	E.L.33454	1	C	"
108	Screw, grub	Mild steel	E.L.33419	2	C	"
109	Sleeve, seating	For "S.V." plugs only	E.L.33436	1	C	"
34	Sleeve, seating	Mild steel	E.L.33435	1	C	"
152	Sleeve	Tufnol. Press fit on Ref. No. 33	E.L.33440	1	C	"
110	Socket, reducing, $\frac{1}{4}$ to $\frac{1}{8}$ in.		E.L.33380/122	1	C	"
59	Spring, compression	For "S.V." plugs only	E.L.33444	1	C	"
111	Stop, collar	Mild steel	E.L.33412	1	C	"
112	Strip, connecting	Brass, $\frac{1}{2}$ in. \times $1\frac{7}{8}$ in. long	E.L.33417	1	C	"
	Switch	Reference 10F/2527				
114	Tee piece, $\frac{1}{8}$ in. gas		E.L.33380/146	1	C	each
115	Terminal, 2BA	Brass	E.L.33380/93	2	C	"
116	Terminal, ignition			2	C	"
51	Nut, 2BA, terminal	Type T.A./4	E.L.33380/151	1	C	"
50	Cap, waterproof	For Ref. No. 51	E.L.33380/151	1	C	"

RESTRICTED

RESTRICTED

SPARKING PLUG TESTING AND SERVICING EQUIPMENT

SECTION 4N—cont.

1	2	3	4	5	6	7
	TESTER, spark and gas leak—cont.					
	Spares—cont.					
	Tubes:—					
119	End piece, lower	$\frac{5}{8}$ in. diam. \times $1\frac{1}{16}$ in. long	E.L.33415	1	C	each
120	End piece, upper	Tufnol, $\frac{3}{8}$ in. diam. \times $1\frac{1}{2}$ in. long	E.L.33409	1	C	..
58	Insulating, contact	Neoprene. For "S.V." plugs only	E.L.33474	1	C	..
98	Insulating, H.T.	Tufnol, $\frac{3}{8}$ in. diam. \times 11 in. long	E.L.33413	1	C	..
99	Insulating, H.T. rod	Brass	E.L.33414	1	C	..
121	Union	Mild steel	E.L.33385	1	C	..
122	Union, dart	$\frac{1}{8}$ in.	E.L.33380/124	1	C	..
124	Valve, foot operated	Complete	E.L.33396	1	A	..
	Spares:—					
125	Adaptor	Mild steel	E.L.33402	1	C	..
126	Cap	Mild steel	E.L.33400	1	C	..
127	Cup washer	Leather	E.L.33406	1	C	..
128	Fulcrum, fork	Mild steel	E.L.33403	1	C	..
129	Lever	Mild steel	E.L.33404	1	C	..
130	Plug, screwed	Mild steel	E.L.33401	1	C	..
131	Screw, 2BA, socket head	Allen, $\frac{5}{8}$ in. long	1	C	..
132	Spring, compression	Wire, $\frac{1}{16}$ in.	E.L.33396/12	1	C	..
133	Stem	Brass	E.L.33399	1	C	..
134	Swivel pin	$\frac{3}{16}$ in. diam. \times $\frac{5}{8}$ in. long	E.L.33396/11	1	C	..
42	Valve	Brass	E.L.33398	1	C	..
135	Washer	Copper	E.L.33407	1	C	..
136	Valve, hand operated, air release	Complete	E.L.33390	1	C	..
	Spares:—					
31	Button	Brass	E.L.33392	1	C	..
139	Spring, compression	Steel	E.L.33394	1	C	..
137	Valve	Brass	E.L.33393	1	C	..
138	Washer, gland	Leather	E.L.33395	1	C	..
15	Valve, pressure reducing	Combined pressure reducer and moisture separator For Ref. Nos. 10 and 12.	1	A	..
	Spares:—					
47	Element, felt filter	1	C	..
170	Gauge, pressure	1	A	..

RESTRICTED

RESTRICTED

SPARKING PLUG TESTING AND SERVICING EQUIPMENT
SECTION 4N—cont.

1	2	3	4	5	6	7
	TESTER, spark and gas leak—cont.					
	Spares—cont.					
	Washer, seat:—					
157	12 m.m.	Neoprene. For Ref. Nos. 155 and 156	E.L.33459	7	C	each
44	14 m.m.	Neoprene. For Ref. No. 30	E.L.33422	7	C	"
154	18 m.m.	Neoprene. For Ref. No. 29	E.L.33423	7	C	"
45	Neoprene	E.L.33424	7	C	"
149	Neoprene	E.L.33437	1	C	"
46	Steel, slotted	E.L.33426	1	C	"
123	Window, frosted	Glass, 2 $\frac{5}{16}$ in. × 2 $\frac{1}{16}$ in.	E.L.33472	1	C	"
186	TESTER, spark and gas leak, Mark 1A	Modified version of Ref. No. 12; with Booster coil, Type N.I.K.A. Reference 37A/800 retained.	D.I.S. E.L. 1390 Issue No. 3.	1	A	"
	Spares:—					
188	Adaptor, 12 mm.	Steel. For spark plugs, 3·10 in. long	E.L.39098		C	"
189	Adaptor, 14 mm.	Steel. For spark plugs, 2·80 in. long	E.L.39099B		C	"
190	Adaptor, 14 mm.	Steel. For spark plugs, 1·56 in. long	E.L.39099A		C	"
191	Adaptor, 18 mm.	Steel. For spark plugs, 2·82 in. long	E.L.39100		C	"
192	Electrode assembly	E.L.39087		B	"
193	Rod, connector	E.L.39096		C	"
194	Rod, connector, upper end	Polythene	E.L.39097		C	"
195	Washer, 12 mm.	Neoprene. For adaptors	E.L.39102		B	"
196	Washer, 14 mm.	Neoprene. For adaptors	E.L.39103		B	"
197	Washer, 18 mm.	Neoprene. For adaptors	E.L.39104		B	"
185	TESTER, spark and gas leak, Mark 2	Modified version of Ref. No. 12, but with Booster, Rotax, Reference 37A/1800 replaced by Generators, spark, Type C.14, T.S./1, Ref. No. 183		A	"
	Spares:—					
198	Ball assembly, spark gap, Mark 2	Without capacity load and with micrometer	E.L.40070-A	1	A	"
176	Gauge, pressure, air	350 p.s.i.— $\frac{1}{4}$ in. gas	1	A	"
183	Generator, spark	Lucas type with 12-volt "Franco" motor	1	A	"
	Washers:—					
209	12 mm.	For Ref. No. 188		C	"
210	14 mm.	For Ref. No. 189 and 190		C	"
211	18 mm.	For Ref. No. 191		C	"

RESTRICTED

RESTRICTED

SPARKING PLUG TESTING AND SERVICING EQUIPMENT
INDEX TO REFERENCE NUMBERS

SECTION 4N—cont.

Ref. No.	Page No.	Ref. No.	Page No.	Ref. No.	Page No.	Ref. No.	Page No.	Ref. No.	Page No.	Ref. No.	Page No.	Ref. No.	Page No.	Ref. No.	Page No.	Ref. No.	Page No.	Ref. No.	Page No.	
1	1	48	1	112	5	155	4	192	7											
2	2	49	1	114	5	156	4	193	7											
3	2	50	5	115	5	157	7	194	7											
4	2	51	5	116	5	158	5	195	7											
5	2	57	5	118	5	159	4	196	7											
6	3	58	6	119	6	160	4	197	7											
7	3	59	5	120	6	164	2	198	7											
8	3	60	2	121	6	165	2	199	3											
9	3	61	2	122	6	166	2	200	3											
10	2	62	2	123	7	167	2	201	3											
11	2	90	4	124	6	170	6	202	3											
12	4	91	4	125	6	171	2	203	3											
13	1	92	5	126	6	172	4	204	3											
14	1	93	4	127	6	174	2	205	3											
15	6	94	4	128	6	175	2	206	3											
16	4	95	4	129	6	176	7	207	3											
17	4	96	4	130	6	177	4	208	3											
18	4	97	5	131	6	178	4	209	7											
19	4	98	6	132	6	179	4	210	7											
20	5	99	6	133	6	180	4	211	7											
21	5	101	5	134	6	181	4	212	3											
22	5	102	5	135	6	182	1	215	3											
23	5	103	5	136	6	183	7	218	3											
24	4	104	5	137	6	184	2	219	3											
25	4	105	5	138	6	185	7	220	3											
26	5	106	5	139	6	186	7	221	3											
27	5	107	5	148	6	187	2	289	3											
28	5	108	5	149	7	188	7													
29	7	109	5	152	5	189	7													
30	7	110	5	153	4	190	7													
31	6	111	5	154	7	191	7													

A/L 248

RESTRICTED



Fig. 1. BRUSHES, sparking plug. Ref. No. 4N/13.

RESTRICTED

RESTRICTED



Fig. 2. CABINETS, HEATER. Ref. No. 4N/1.

RESTRICTED

RESTRICTED




Fig. 3. CABINETS, HEATER. Ref. No. 4N/1.

RESTRICTED




Fig. 4. CABINETS, HEATER (showing assembly). Ref. No. 4N/1.

RESTRICTED




Fig. 5. CABINETS, HEATER. Ref. No. 4N/1.

RESTRICTED

RESTRICTED




Fig. 6. CABINETS, sand blasting. Ref. No. 4N/10.

RESTRICTED

RESTRICTED




Fig. 7, CABINETS, sand blasting. Ref. No. 4N/10.

RESTRICTED

RESTRICTED




Fig. 8. CABINETS, sand blasting. Ref. No. 4N/10.

RESTRICTED

RESTRICTED



Fig. 9. FIXTURES, constant torque. Ref. No. 4N/11.

RESTRICTED

RESTRICTED



Fig. 10. SPANNERS, sparking plug, $\frac{1}{2}$ in. Whitworth. Ref. No. 4N/9.

RESTRICTED

RESTRICTED




Fig. 11. TESTERS, spark and gas leak. Ref. No. 4N/12.

RESTRICTED

RESTRICTED




Fig. 12. TESTERS, spark and gas leak. Ref. No. 4N/12.

RESTRICTED

RESTRICTED




Fig. 13. VALVES, pressure reducing, 6 in. \times $\frac{1}{4}$ in. Ref. No. 4N/15.

RESTRICTED

**AIR PUBLICATION 1086
BOOK 15
SECOND EDITION**

SECTION 4Q

AIRCRAFT JACKS AND LIFTING TACKLE

SECTION 4Q Aircraft Jacks. A range of aircraft jacks which can be adapted to fit practically any make of aircraft is being introduced. These standard jacks are listed in Section 4Q. This section covers all aircraft jacks other than a limited number peculiar to particular airframes which are referenced in the appropriate airframe section.

Unit Equipment personnel concerned with the storage and handling of aircraft jacks must ensure that jacks are held complete with the necessary accessories, e.g. adapters, jacking pads, extension pieces and so on, suitable to the aircraft with which the Unit is equipped.

The appropriate jacks and jacking accessories for any aircraft can be found by reference to the Volume 2 where they are usually detailed in the M leaflet, or the Unit Equipment Table for the type of aircraft.

Volume 2's and U.E.T.'s are listed in A.P.113 while the A.P. Numbers of Volume 2's for the different airframes can also be found by reference to A.P. 1086, Book 1, List of Sections.

**ITEMS UNDER SECTION 4Q
ARE COVERED BY VOTE 7Fla**

VOCABULARY OF ROYAL AIR FORCE EQUIPMENT
AIRCRAFT JACKS AND LIFTING TACKLE
SECTION 4Q
(30th December, 1963)

NOTE:—This equipment is provisioned solely for use in aircraft servicing and must on no account be demanded for M.T. purposes.
Jacking equipment for M.T. servicing is listed in A.P.2515C, Vol. 3.

Ref. No.	Nomenclature	Detail	Drawing or Part No.	No. Off	Class of Store	Denom. of Qty.
1	2	3	4	5	6	7
	GANTRY, lifting, heavy type:—	For Planes and Tail.				
2310	Consisting of:— Beam, Type A	Warren steel girder. Approx. 20 ft. span. Maximum loading 1 ton.	Drq. No. G.S.1216-A and relevant drgs.	2	A	each
2311	Beam, Type B	"H" section steel girder. Approx. 10 ft. 6 in. span. Maximum loading 1 ton.	Drq. No. G.S. 1216-A-3 and relevant drgs.	2	A	"
2309	Upright, Type A	Complete with winch Height of upright approx. 19 ft. 3 in.	Drq. No. G.S. 1216-A1 and relevant drgs.	4	A	"
2787	Spares:— Pin, bearing beam	Qty. 1 pin required with each Upright Type A, and qty. 2 pins required additionally with Beam Type B.	G.S.1220-5	—	A	"
	GANTRY, lifting, light type:—	For Planes.				
2319	Consisting of:— Beam, Type C	Wooden beam. Approx. 13 ft. span. Maximum Load 400 lbs. concentrated or 800 lbs. equally distributed.	GM/D/26792	2	A	"
2318	Upright, Type B	Complete with winch. Height of upright approx. 18 ft. 7 in.	GM/D/26774	4	A	"

RESTRICTED

RESTRICTED

AIRCRAFT JACKS AND LIFTING TACKLE

SECTION 4Q—cont.

1	2	3	4	5	6	7
2603	HOIST, engine changing, portable, Type B ..	Capacity 2 tons	Drg. No. G.M. 10057.	—	A	each
	Spares:—					
2914	Hoist, wall, 1 ton Morris wormgear, wire rope, self-sustaining	L.20155	1	B	„
—	Wire rope, steel, 1½ in, circ.	Reference 29H/2074		—	—	—
	JACKS:—					
2856	Hydralite, 25 tons, Model 625	Used for salvage of crashed aircraft	Model 625	—	A	each
	Accessories:—					
2663	Adapter, head, Mark 104	G.M.4400	—	B	„
	Spares:—					
2872	Ball, valve (suction and delivery)	27	2	B	„
2876	Filler screw and dipstick assembly	13/14	1	B	„
2888	Filter, suction	32	1	B	„
2873	Joint, cistern	8	1	B	„
2877	Joint, pump barrel	26	1	B	„
2891	Joint, valve screw	31	2	B	„
3032	Lever, operating	38	1	B	„
2880	Ram, packing	5	1	B	„
2882	Ring, retaining ram wiper	49	1	B	„
2881	Ring, scraper, ram	56	1	B	„
2890	Roller, tumbler	16	1	B	„
2874	Screw, cistern	12	6	B	„
2884	Screw, release valve	36	1	B	„
2875	Seal, cistern	11	1	B	„
2878	Seal, pump plunger	23	1	B	„
2879	Seal, quadrant shaft	21	1	B	„
2885	Seal, release valve	34	1	B	„
2886	Spring, release valve	35	1	B	„
2892	Spring, valve (suction)	28	2	B	„
2889	Tumbler	15	1	B	„
2883	Valve, release	33	1	B	„
2887	Washer, release valve	47	1	B	„

RESTRICTED

RESTRICTED

AIRCRAFT JACKS AND LIFTING TACKLE

SECTION 4Q—cont.

1	2	3	4	5	6	7
3013	JACKS—cont. Hydralite, 25-ton, Model 825	Used mainly for wheel changing on heavy aircraft. The minimum closed height is 12½ in. and the maximum extension of the ram is 8 in.	Model 825	—	A	each
—	Spares—					
—	Ball, valve (suction and delivery)	Ref. No. 2872		2	—	—
3027	Barrel, pump	25	1	B	each
3018	Base	1	1	B	„
3037	Cap, ram, complete	84/85/86	1	B	set
3021	Cistern	4	1	B	each
3026	Clip, pump, plunger	24	1	B	„
—	Filter screw and dipstick assembly	Ref. No. 2876	—	1	—	—
—	Filler, suction	Ref. No. 2888	—	1	—	—
—	Joints—					
—	Cistern	Ref. No. 2873		1	—	—
—	Pump barrel	Ref. No. 2877		1	—	—
—	Valve screw	Ref. No. 2891		2	—	—
3033	Key, operating lever	39	1	B	each
—	Lever, operating	Ref. No. 3032	—	1	—	—
3020	Liner	3	1	B	each
—	Packing, ram	Ref. No. 2880		1	—	—
3023	Pin, split, tumbler roller	18	1	B	each
3034	Plate, release valve	41	1	B	„
3025	Plunger, pump	22	1	B	„
3019	Ram	2	1	B	„
—	Ring, retaining ram wiper	Ref. No. 2882		1	—	—
—	Roller, tumbler	Ref. No. 2890	—	1	—	—
—	Screws—					
—	Cistern	Ref. No. 2874		6	—	—
3029	Delivery valve	30	1	B	each
3035	Release, valve plate	43	1	B	„
3028	Suction valve	29	1	B	„
3022	Tumbler pinch	17	1	B	„

RESTRICTED

RESTRICTED

AIRCRAFT JACKS AND LIFTING TACKLE

SECTION 4Q—cont.

1	2	3	4	5	6	7
	JACKS—cont.					
	Hydralite, 25-ton, Model 825—cont.					
	Spares—cont.					
	Seals—					
—	Cistern	Ref. No. 2875	—	1	—	—
3030	Liner	6	1	B	each
—	Pump, plunger	Ref. No. 2878	—	1	—	—
—	Quadrant shaft	Ref. No. 2879	—	1	—	—
3024	Shaft, quadrant	19	1	B	each
—	Spring, valve (suction and delivery)	Ref. No. 2892	—	2	—	—
3038	Trip, valve gear	Complete set	60/67	1	B	set
—	Tumbler	Ref. No. 2889	—	1	—	—
3031	Valve, release, complete	70/71/72/73	1	B	set
3036	Wiper, ram	48	1	B	each
2912	Hydraulic, Rotherswan, 5-ton, light alloy.	Closed height 3 ft. 7 in., hydraulic lift 2 ft. 3 in., modified to include steel legs. Naval aviation only.		—	A	..
3081	Hydraulic, 4-ton, type 909	Naval aviation only	Type 90008	—	A	..
	Spares—					
	Container assy., reservoir—					
3262	Filter	K.151	1	C	..
—	Screw, filler	Ref. No. 2764		1	—	—
—	Seal, "C" ring	Reference 16B/6812. For Cover (Old Pt. No. R.137)		1	—	—
3263	Washer	K.136	2	C	each
—	Washer, filler screw	Ref. No. 2772		—	—	—
	Cylinder assy.—					
3264	Filter	K.152	1	C	each
3265	Tube	LG. 3813	1	C	..
3266	Washer, tube	K.139	1	C	..
	Gauge assy.—Spares—					
3267	Bolt, banjo	Gauge connection	JE.322	1	C	..
3268	Bolt, banjo	Jack body connection	JB.373	1	C	..
3257	Gauge, pressure	M.923	1	B	..
—	Handle	Ref. No. 2827		1	—	—

RESTRICTED

RESTRICTED

AIRCRAFT JACKS AND LIFTING TACKLE

SECTION 4Q—cont.

1	2	3	4	5	6	7
	JACKS—cont.					
	Hydraulic, 4-ton, type 909—cont.					
	Spares—cont.					
	Gauge assy.—Spares—cont.					
3270	Pipe, connecting	C/w Banjo (JE.321) and Banjo (JE.372)	LG.2175	1	C	each
3271	Seal	Jack body connection	LB.850/A	2	C	"
—	Seal, bonded	Reference 28F/9429526. Gauge connection		2	—	—
	Pump assy.—Spares—					
—	Leather, pump bucket	Ref. No. 2820		1	—	—
—	Nut, pump bucket	Ref. No. 3123		1	—	—
—	Nut, pump gland	Ref. No. 3117		1	—	—
—	Packing, pump	Ref. No. 2851		1	—	—
—	Plate, pump filter	Ref. No. 2824		1	—	—
—	Plunger, pump	Ref. No. 2833		1	—	—
3272	Ring, filter		J.878	1	C	each
—	Spring, washer pump	Ref. No. 2157		1	—	—
—	Stud, pump, bucket	Ref. No. 2826		1	—	—
—	Washer, pump gland	Ref. No. 2832		1	—	—
—	Washer, pump stud	Ref. No. 3120		1	—	—
	Ram assy.—Spares—					
3273	Nut, adaptor head		K. 319	1	C	each
3275	Ram		LG.3588	1	C	"
—	Seal, "O" ring	Reference 16B/6854 (Gaco R.4106)		1	—	—
3274	Stud		K.320	1	C	each
	Saddle assy.—Spares—					
—	Pin, handle lock	Ref. No. 2836		1	—	—
—	Pin, lock	Ref. No. 3122		1	—	—
—	Pin, plunger	Ref. No. 2817		1	—	—
—	Ring, saddle stop	Ref. No. 3124		1	—	—
—	Screw, baseplate	Ref. No. 2840		4	—	—
—	Screw, trunnion	Ref. No. 2863		2	—	—
—	Spring, release	Ref. No. 2844		1	—	—
—	Turnscrew	Ref. No. 2866		1	—	—
—	Washer, lock, trunnion screw	Ref. No. 2845		2	—	—

RESTRICTED

RESTRICTED
4A

AIRCRAFT JACKS AND LIFTING TACKLE

SECTION 4Q—cont.

1	2	3	4	5	6	7
	JACKS—cont.					
	Hydraulic, 4-ton, type 909—cont.					
	Spares—cont.					
---	Valve assy.—Spares—					
---	Ball	Ref. No. 2819		4	—	—
---	Ball, valve plug	Ref. No. 2811		2	—	—
---	Plug, ball valve	Ref. No. 2843		2	—	—
---	Plug, screw	Ref. No. 2812		2	—	—
---	Spring	Ref. No. 2818		2	—	—
	Valve, auto-release assy.—Spares—					
---	Auto-plunger	Ref. No. 2821		1	—	—
---	Nut, auto-valve	Ref. No. 3121		1	—	—
---	Seal, for auto-release	Ref. No. 2822		1	—	—
---	Spring, auto-plunger	Ref. No. 2156		1	—	—
---	Washer, auto-plug	Ref. No. 2159		1	—	—
	Valve, manual release—Spares—					
---	Nut, release gland	Ref. No. 2810		1	—	—
---	Packing, release	Ref. No. 2850		1	—	—
---	Plunger, release	Ref. No. 2848		1	—	—
---	Spring, release packing	Ref. No. 2837		1	—	—
---	Washer, release packing	Ref. No. 2830		1	—	—
2573	Lifting, 3-ton, tripod, hydraulic	1 ft. 10 in. closed height increased by 3 in. stages to 2 ft. 7 in., hydraulic lift 1 ft. 8 in.	Drg. No. BBA/360, Mark 2.	—	A	each
	Accessories—					
2574	Adaptor, head, Mark 38	To fit 1½ in. diam., concave jack heads. Ball head	BBA/2177/58	1	B	..
	Spares—					
3051	Body	For Naval aviation only	BBA/204/8A	1	A	..
2576	Bush, ram, inner	BBA/2177/25	1	C	..
2577	Bush, ram, outer	BBA/2177/26	1	C	..
2578	Chain	C/w split pins for toggle pins	BBA/242/4	—	C	..
2579	Cup, leather, inner ram	BBA/2177/22	1	C	..
2581	Cup, leather, outer ram	BBA/2177/28	1	C	..
2056	Cup, leather pump	KS.1188/94Z	1	C	..
—	Gauge, pressure, 4-ton, 4 in. diam.	Ref. No. 3257	—	—	—
2585	Nut, safety locking	For outer rams	BBA/2177/11	1	C	each

RESTRICTED

4B

RESTRICTED

AIRCRAFT JACKS AND LIFTING TACKLE
SECTION 4Q—cont.

1	2	3	4	5	6	7
	JACKS—cont.					
	Lifting, 3 ton, tripod, hydraulic—cont.					
	Spares—cont.					
2777	Packing, release valve and pump assembly	KS.1188/97Z	1	C	each
2583	Pin, toggle	For legs	BBA/242/2	—	C	"
2584	Plate, base, large	BBA/206	3	C	"
	Plates, expander:—	For leather caps.				
2580	Inner ram	BBA/2177/23	1	C	"
2582	Outer ram	BBA/2177/29	1	C	"
2478	Plunger, pump	KS.1188/27Z	1	C	"
2658	Ring, intersecting	BBA/2177/76	1	C	"
2670	Sleeve, packing	BBA/2177/62	1	C	"
2586	Sleeve, safety locking	BBA/2177/12	1	C	"
2712	Spring, compression	BBA/2177/63	1	C	"
2587	Spring, expander	BBA/2177/24	—	C	"
2607	Lifting, 3½ ton, lever hydraulic, Type B ..	Height 8 in. closed, 27 in. hydraulic lift.	Drg. No 2147	—	A	"
	Accessories:—					
2330	Adaptor, head, Mark 36	To fit 1¾ in. concave jack pads. Increases height of jack by 10 in.	K(SE)5	—	B	"
2331	Adaptor, head, Mark 37	To fit 2¼ in. diam. convex jack pads. Increases height of jack by 1½ in.	K(SE)6	—	B	"
	Spares:—					
2793	Cam, release (lever)	E.P.C.O. Ltd.	2149-1-4	1	C	"
3046	Packing, ram cup, leather	2148B-8	1	C	"
3016	Lifting, 10 ton, lever hydraulic	6 in.—24 in. Naval Aviation only	E.P.C.O. Model 100.	—	A	"
2604	Lifting, 4 ton, pillar, hydraulic, Type B ..	9 in. closed, 9¾ in. hydraulic lift, c/w head adaptor, Mark 1 (Ref. No. 2226).	Drg. No. M.G. 576/I Mod. 2.	—	A	"
	Accessories:—					
2226	Adaptor, head, Mark 1	1⅝ in. diam. flat top, swivel. Increases height of jack by ½ in.	K(SE)180	1	B	"
2021	Adaptor, head, Mark 2	To fit 1⅝ in. diam. conical jack pads. Increases height of jack by ⅝ in.	K(SE)181	1	B	"
2594	Adaptor, head, Mark 42	K(SE)1002	1	B	"
2600	Adaptor, head, Mark 44	K(SE)942	1	B	"

RESTRICTED

X

RESTRICTED

AIRCRAFT JACKS AND LIFTING TACKLE
SECTION 4Q—cont.

1	2	3	4	5	6	7
	JACKS—cont.					
	Lifting, 4 ton, pillar, hydraulic, Type B—cont.					
	Accessories—cont.					
3071	Adaptor, head, Mark 115		GM/A/20880 Issue "B"	1	B	each
	Spares:—					
2821	Auto-plunger		J.657	1	C	"
3125	Base	Naval aviation only	K.173	1	C	"
2819	Ball		J.549	5	C	"
2811	Ball, valve plug		B.755	2	C	"
2846	Bolt, swivel head		K.S.498	1	C	"
2829	Bucket, bottom ram		K.111	1	C	"
2841	Collar, gland		K.161	1	C	"
3119	Container	} Naval aviation only	D.52	1	C	"
3118	Cover, container		K.165	1	C	"
2842	Filter, container tube		K.167	1	C	"
2825	Filter, cylinder tube		J.870	1	C	"
2827	Handle		J.B.629	1	C	"
2820	Leather, pump bucket		J.644	1	C	"
2828	Leather, top ram bucket		K.110	1	C	"
3121	Nut, auto-valve		J.659	1	C	"
3123	Nut, pump bucket	Naval aviation only	J.875	1	C	"
3117	Nut, pump gland	Naval aviation only	K.119	1	C	"
2810	Nut, release gland		A.456	1	C	"
2851	Packing, pump		K.H.821	1	C	"
2850	Packing, release		K.H.820	1	C	"
2836	Pin, handle lock		K.129	1	C	"
3122	Pin, lock	Naval aviation only	K.384	1	C	"
2817	Pin, plunger		J.415	1	C	"
3126	Plate, base	Naval aviation only	J.B.43	1	C	"
2824	Plate, pump filter		J.859	1	C	"
2843	Plug, ball valve		K.174	2	C	"
2812	Plug, screw		B.756	3	C	"

RESTRICTED

RESTRICTED

AIRCRAFT JACKS AND LIFTING TACKLE
SECTION 4Q—cont.

1	2	3	4	5	6	7
	JACKS—cont.					
	Lifting, 4 ton, pillar, hydraulic, Type B—cont.					
	Spare—cont.					
2833	Plunger, pump		K.121	1	C	each
2848	Plunger, release		K.409	1	C	"
2813	Ram		D.48	1	C	"
3127	Ram	Naval aviation only	JA.921	1	C	"
3124	Ring, saddle stop	Naval aviation only ..	J.880	1	C	"
3074	Ring, stop collar	Naval aviation only ..	K.122	1	C	"
3075	Collar, stop	Naval aviation only ..	K.126	1	C	"
2840	Screw, base plate		K.156	4	C	"
2764	Screw, filler		J.954	—	C	"
2831	Screw, trunnion		K.118	2	C	"
2822	Seal, for auto-release		J.668	1	C	"
2818	Spring		J.429	2	C	"
2156	Spring, auto-plunger		K.143	1	C	"
2844	Spring, release		K.222	1	C	"
2837	Spring, release packing		K.131	1	C	"
2157	Spring, washer pump		K.130	1	C	"
2826	Stud, pump, bucket		J.874	1	C	"
2815	Tube, bottom ram		J.B.748	1	C	"
2814	Tube, cylinder		D.49	1	C	"
2866	Turnscrew	Naval aviation only ..	K.144	1	C	"
2770	Valve, air		K.368	—	C	"
	Washers:—					
2159	Auto plug		J.667	—	C	"
2838	Container tube		K.135	2	C	"
2823	Cylinder tube		J.794	1	C	"
2772	Filler screw		J.955	—	C	"
2834	Gland packing		K.127	1	C	"
2835	Gland sealing		K.128	1	C	"
2845	Lock		K.318	2	C	"
2832	Pump gland		K.120	1	C	"
3120	Pump stud		J.546	1	C	"
2830	Release packing		K.116	2	C	"

RESTRICTED

RESTRICTED

AIRCRAFT JACKS AND LIFTING TACKLE
SECTION 4Q—cont.

1	2	3	4	5	6	7
	JACKS—cont.					
	Lifting, 5 ton, 4 legged, hydraulic, Type A					
2232	Body, hydraulic	C/w pump and release, less head adaptor. Hydraulic lift 2 ft. 3 in. Weight 136 lbs.	Dr. No. K.S. 1188Z (Schedule A).	1	A	each
	Accessories:—					
	Adaptors, head:—					
2305	Mark 13	To fit 1 $\frac{7}{8}$ in. diam. concave jack pads. Increases height of jack by 1 $\frac{3}{4}$ in.	K(SE)167	1	B	"
2627	Mark 49	E.A.I.8877	1	B	"
2655	Mark 102	G.M.4398	1	A	"
	Spares:—					
2054	Ball, steel, $\frac{1}{4}$ in. diam.	For pumps inlet and by-pass valves	BBA.204/31	2	C	"
2524	Ball, steel, $\frac{5}{16}$ in. diam.	For pump section part No. K.O.391	K.O.391	2	C	"
2462	Bar, tommy	For leg locking screws	K.S.1188/125Z/3	1	C	"
2463	Base, ram	K.S.1188/98Z	1	C	"
2464	Bolt, trestle attachment	K.S.1188/88Z/2	3	C	"
2465	Bush, ram	K.S.1188/22Z	1	C	"
2466	Chain, locking, pin, tie bar	C/w split pin and safety pin	K.S.1188/74Z	4	C	"
2467	Chain, pin, tie bar	C/w split pins	K.S.1188/102Z	5	C	"
—	Cup, leather pump	Ref. No. 2056	1	—	—
2057	Cup, leather ram	K.S.1188/99Z	1	C	each
2468	Fulcrum, pump	K.S.1188/34Z	1	C	"
2469	Gland	For pumps and release	K.S.1188/58Z	2	C	"
2470	Handle, pump	K.S.1188/35Z	1	C	"
2471	Link, pump	K.S.1188/32Z	1	C	"
2472	Orifice, oil filling	K.S.1188/103Z	1	C	"
—	Packing, release valve and pump assy.	Ref. No. 2777	1	—	—
2473	Pin, fulcrum	K.S.1188/51Z/1	1	C	each
2474	Pin, link	K.S.1188/51Z/2	2	C	"
2475	Pin, toggle, leg	K.S.1188/101Z/2	4	C	"
2476	Pin, toggle, sleeve	K.S.1188/25Z	1	C	"
2477	Plug, cylinder, drain	K.S.1188/88Z/1	1	C	"
—	Plunger, pump	Ref. No. 2478	1	—	—
2479	Ram	K.S.1188/20Z	1	C	each

RESTRICTED

RESTRICTED

AIRCRAFT JACKS AND LIFTING TACKLE
SECTION 4Q—cont.

1	2	3	4	5	6	7
	JACKS—cont.					
	Lifting, 5 ton, 4 legged, hydraulic, Type A					
	—cont.					
	Body, hydraulic—cont.					
	Spares—cont.					
2480	Ring, interseating and packings, expander	K.S.1188/105Z	1	C	each
2481	Screw, breather valve	K.S.1188/91Z	1	C	"
2482	Screw, by-pass valve	K.S.1188/50Z	1	C	"
2483	Screw, handle, locking	K.S.1188/36Z	1	C	"
2484	Screw, pump, inlet and outlet valve	K.S.1188/48Z	2	C	"
2485	Sleeve, packing	K.S.1188/104Z	1	C	"
2486	Sleeve, ram	K.S.1188/19Z	1	C	"
2487	Spring, by-pass valve	K.S.1188/95Z/B	1	C	"
2064	Spring, outlet valve	K.S.1188/95Z/A	1	C	"
2488	Spring, packing, compression	K.S.1188/96Z	1	C	"
2489	Valve, breather	K.S.1188/90Z	1	C	"
2490	Valve, release	K.S.1188/125Z/2	1	C	"
2491	Washer, copper, cylinder, drain plug	K.S.1188/87Z/B	1	C	"
2492	Washer, copper, pump, valve screw	K.S.1188/87Z/A	2	C	"
2493	Washer, leather	K.S.1188/108Z	1	C	"
2494	Washer, retaining, pump cup leather	K.S.1188/93Z	1	C	"
2495	Washer, retaining, ram cup leather	K.S.1188/100Z	1	C	"
2261	Trestle, Mark 1	Drg. No. K.S. 1188Z (Schedule B)	1	A	"
	Spares:—					
2496	Attachment, securing	For base plates	4	C	"
2497	Bar, tie, adjustable leg	K.S.1188/113Z/1	1	C	"
2498	Bar, tie, fixed leg	K.S.1188/72Z/1	2	C	"
2499	Bar, tie, telescopic leg	K.S.1188/77Z/1	1	C	"
2500	Chain, locking, pin, telescopic leg	C/w staple and safety pin Ref. No. 2466	1	C	"
—	Chain, locking, pin, tie bar	4	—	—
2501	Chain, pin, telescopic leg	C/w staple and split pin Ref. No. 2467	1	C	each
—	Chain, pin, tie, bar	4	—	—

RESTRICTED

RESTRICTED

AIRCRAFT JACKS AND LIFTING TACKLE
SECTION 4Q—cont.

1	2	3	4	5	6	7
	JACKS—cont.					
	Lifting, 5 ton, 4 legged, hydraulic, Type A					
	—cont.					
	Trestle, Mark 1—cont.					
	Spares—cont.					
2502	Extension, leg	For adjustable and telescopic legs	K.S.1188/59Z	2	C	each
2503	Pin, toggle, adjustable leg	K.S.1188/101Z/3	1	C	"
2504	Pin, toggle, fixed leg	K.S.1188/101Z/5	2	C	"
2505	Pin, toggle, telescopic leg	K.S.1188/101Z/4	2	C	"
2506	Plate, base	K.S.1188/54Z	4	C	"
2507	Screw, locking	For leg extensions	K.S.1188/53Z	2	C	"
2509	Strap	For telescopic leg	K.S.1188/116Z	1	C	"
2266	Trestle, Mark 2	To give jack a closed height of 4 ft. 7¼ in. or 5 ft. 1¼ in. 137 lbs.	Drg. No. K.S.1188Z (Schedule C).	1	A	"
	Spares:—					
—	Attachment, securing	Ref. No. 2496		4	—	—
2510	Bar, tie, adjustable leg	K.S.1188/113Z/2	1	C	each
2511	Bar, tie, fixed leg	K.S.1188/72Z/2	2	C	"
2512	Bar, tie, telescopic leg	K.S.1188/77Z/2	1	C	"
2513	Chain, locking, pin, telescopic leg	C/w staple and safety pin	K.S.1188/112Z/2	1	C	"
—	Chain, locking, pin, tie bar	Ref. No. 2466		4	—	—
—	Chain, pin, tie bar	Ref. No. 2467		4	—	—
—	Extension, leg	Ref. No. 2502		2	—	—
—	Pin, toggle, adjustable leg	Ref. No. 2503		1	—	—
—	Pin, toggle, fixed leg	Ref. No. 2504		2	—	—
—	Pin, toggle, telescopic leg	Ref. No. 2505		2	—	—
—	Plate, base	Ref. No. 2506		4	—	—
—	Screw, locking	Ref. No. 2507		2	—	—
—	Strap	Ref. No. 2509		1	—	—

RESTRICTED

RESTRICTED

AIRCRAFT JACKS AND LIFTING TACKLE
SECTION 4Q—cont.

1	2	3	4	5	6	7
	JACKS—cont.					
	Lifting, 5 ton, 4 legged, hydraulic, Type A					
	—cont.					
2271	Trestle, Mark 3	To give jack a closed height of 5 ft. 7¼ in. or 6 ft. 1¼ in. 159 lbs.	Drq. No. K.S.1188Z (Schedule D.)	1	A	each
	Spares:—					
—	Attachment, securing	Ref. No. 2496		4	—	—
—	Chain, locking, pin, tie bar	Ref. No. 2466		4	—	—
2519	Chain, pin, telescopic leg	C/w staple and split pin	K.S.1188/111Z/3	1	C	each
—	Chain, pin, tie bar	Ref. No. 2467		4	—	—
—	Extension, leg	Ref. No. 2502		2	—	—
—	Pin, toggle, adjustable leg	Ref. No. 2503		1	—	—
—	Pin, toggle, fixed leg	Ref. No. 2504		2	—	—
—	Pin, toggle, telescopic leg	Ref. No. 2505		2	—	—
—	Plate, base	Ref. No. 2506		4	—	—
—	Screw, locking	Ref. No. 2507		2	—	—
—	Strap	Ref. No. 2509		1	—	—
2288	Trolley, transporting, Mark 1	75 lb. 6 ft. × 2 ft. × 1 ft. 1 in.	K.S.1188Z (Schedule E.)	—	A	each
	Spares:—					
2782	Auto-plunger		C.S.2386/1	1	C	„
2520	Chain, locking, pin, adjustable attachment collar.	C/w staple and safety pin	K.S.1188/112Z/4	1	C	„
—	Chain, locking, tie bar	Ref. No. 2466		4	—	—
2521	Chain, pin, adjustable attachment collar	C/w staple and split pin	K.S.1188/111Z/4	1	C	each
—	Chain, pin, tie bar	Ref. No. 2467		4	—	—
2522	Pin, toggle, adjustable, attachment collar		K.S.1188/101Z/7	1	C	each
2523	Pin, toggle, adjustable attachment plate and swinging attachment.		K.S.1188/101Z/6	4	C	„
—	Wheel, steel, 12 in. × 2¼ in.	Reference 4G/2439		2	—	—

RESTRICTED

RESTRICTED

AIRCRAFT JACKS AND LIFTING TACKLE
SECTION 4Q—cont.

1	2	3	4	5	6	7
	JACKS—cont.					
	Lifting, 5 ton, 4 legged, hydraulic, Type C					
2617	Body, hydraulic	C/w pump and release valve, less head adaptor. Hydraulic lift 1 ft. 10 in.	G.S.2384	1	A	each
	Accessories:—					
2923	Adaptor, head, Mk. 114	GM/A/30633	1	B	"
	Adaptors, head:—					
2016	Mark 4	To fit 1 $\frac{3}{8}$ in. diam. conical jack pads. Increases closed height of jack by $\frac{3}{8}$ in. ..	K.(SE)169	1	B	"
2017	Mark 5	To fit 1 $\frac{7}{8}$ in. diam. concave jack pads. Increases height of jack by 2 $\frac{1}{2}$ in.	K.(SE)182	—	A	"
—	Mark 13	Ref. No. 2305		1	—	—
2324	Mark 31	K.(SE) 199	—	B	each
2593	Mark 41	K.(SE)1411	1	B	"
2621	Mark 46	Fork head	G.M.2704	1	B	"
2665	Mark 110	G.M.5157B	1	B	"
	Spares:—					
2801	Adjuster, auto valve	G.S.:— 2386/7	1	C	"
2672	Body, plunger	2389/4	1	C	"
3156	Bush, bottom bearing	Naval aviation only	2396/1	1	C	"
2673	Cage, valve	2388/3	1	C	"
2674	Cap, handle	2391/5	1	C	"
2920	Collar, bottom ram	Comprising:— Pegs, (G.S.2395) Rings, locking (G.S.2396)	Qty. J.A.764 8 4	—	C	"
	G.S.:—					
2675	Collar, top ram	2393/4	1	C	"
3103	Collar, stop, top ram	2393/3	1	C	"
2676	Handle, clamp screw	2226/2	1	C	"
2677	Handle, pump, complete	2390/3	1	C	"
2678	Holder, handle, locking	2391/3	1	C	"
3158	Label, air valve	Naval aviation only	2224/7	1	C	"
3159	Leather, bucket	Naval aviation only	2392/3	1	C	"

RESTRICTED

RESTRICTED

AIRCRAFT JACKS AND LIFTING TACKLE
SECTION 4Q—cont.

1	2	3	4	5	6	7
	JACKS cont.					
	Lifting, 5 ton, 4 legged, hydraulic, Type C					
	—cont.					
	Body, hydraulic—cont.					
	Spares—cont.					
2797	Link, pump	G.S.2385/5	1	C	each
3160	Nut, bucket	Naval aviation only	GM.2376/2	1	C	"
			G.S.—			
2679	Nut, pump gland	2385/7	1	C	"
2680	Nut, release	2385/8	1	C	"
2681	Packing, release valve	2385/6	1	C	"
2682	Peg, handle locking	2228/8	1	C	"
2683	Peg, leg pin	2398/2	1	C	"
2684	Peg, screw collar	2395/8	1	C	"
2686	Pins, and chain, complete	2394/1	3	C	"
2800	Pin, fork	2386/5	1	C	"
2685	Pin, leg	2394/1	1	C	"
2687	Plug	2389/2	1	C	"
2802	Plug, auto valve	2214/1	1	C	"
3095	Plug, cylinder	Naval aviation only	2396/2	1	C	"
2688	Plug, leg pin	2387/5	1	C	"
2689	Plunger	2389/6	1	C	"
2803	Plunger, pump	2388/1	1	C	"
3096	Ram, bottom	2396/3	1	C	"
3094	Ram, top	2393/2	1	C	"
2691	Ring, leg pin	2398/7	1	C	"
3157	Ring, stop	Naval aviation only	2395/4	1	C	"
2693	Rivet, cap	2391/1	1	C	"
2694	Screw, air and filler	2215/5	1	C	"
2695	Screw, release	2387/7	1	C	"
3093	Screw, release, handle end	Naval aviation only	2226/3	2	C	"
2708	Seal, auto release	2386/2	1	C	"
2696	Seal, bottom cup	2392/5	1	C	"
2697	Seal, top cup	2395/7	1	C	"
2780	Sleeve, pump	2393/1	1	C	each

RESTRICTED

RESTRICTED

AIRCRAFT JACKS AND LIFTING TACKLE
SECTION 4Q—cont.

1	2	3	4	5	6	7
	JACKS—cont.					
	Lifting, 5 ton, 4 legged, hydraulic, Type C					
	—cont.					
	Body-hydraulic—cont.					
	Spares—cont.					
			G.S.—			
2698	Spring, auto valve	2386/6	1	C	each
2699	Spring, handle peg	2392/4	1	C	..
2700	Spring, handle plunger	2389/7	1	C	..
2701	Spring, plunger	2229/7	1	C	..
2799	Spring, pump	2386/4	1	C	..
2804	Spring, pump packing	2392/6	1	C	..
2806	Spring, valve	2224/2	1	C	..
2702	Tube, handle, inner	2390/2	1	C	..
2703	Tube, handle, outer	2390/4	1	C	..
2704	Washer	2214/2	1	C	..
2705	Washer, hat	2389/1	1	C	..
2796	Washer, packing	2385/4	1	C	..
2795	Washer, pump, cone	2385/3	1	C	..
2706	Washer, pump sleeve	2392/2	1	C	..
2707	Washer, valve block	2392/1	1	C	..
2618	Trestle, Mark 1	To give jack a closed height of 1 ft. 10in.	1249	1	A	..
2619	Trestle, Mark 2	To give jack a closed height of 2 ft. 5 in.	2405	1	A	..
2620	Trestle, Mark 3	To give jack a closed height of 3 ft.	8195 (Issue A)	1	A	..
2651	Trolley, transportable, Mark 3	1251	—	A	..
1349	Lifting, 8 ton, lever hydraulic, Type A	Used for salvage of crashed aircraft. C/w two head adaptors (Ref. Nos. 2121 and 2080) and extension piece (Ref. No. 2124). Min. height 10 in., hydraulic lift 4 ft. 6 in. Weight 14 cwt.	Drg. No. M.G.396	—	A	..
	Accessories:—					
2121	Adapter, head, Mark 28	To fit 3 in. diam. concave jack pads. Increases height of jack by 3 in.	K(SE)196	1	B	..
2080	Adapter, head, Mark 29	4 in. diam. flat swivel pad. Increases height of jack by 2 in.	K(SE)197	1	B	..

RESTRICTED

RESTRICTED

AIRCRAFT JACKS AND LIFTING TACKLE
SECTION 4Q—*cont.*

1	2	3	4	5	6	7
	JACKS—<i>cont.</i>					
	Lifting, 8 ton, lever, hydraulic, Type A—<i>cont.</i>					
	Accessories:—					
2022	Plate, supporting	10ft. × 10½ in. Only to be demanded when jacks are to be used on soft ground	K(SE)97	2	B	each
	Spares:—					
	Arm, parallel, section:—					
2133	Bar, arm stop	K.D.715	1	C	"
2138	Washer, lift arm	K.H.52	2	C	"
	Axle, stub section:—					
2162	Axle, stub	K.S.462	2	C	"
2794	Bracket, axle	1514	—	C	"
—	Cover, outer	19 in. × 5 in. Use part worn M.T. as available		—	—	—
2163	Pin, stub axle	K.S.459	2	C	each
2164	Spring, stub axle pin	K.D.621	2	C	"
—	Tube, inner	19 in. × 5 in. Use part worn M.T. as available		—	—	—
	Castor, stop, plunger section:—					
2111	Spring, plunger	K.H.861	2	C	each
	Head section:—					
2124	Piece, extension	Increases height of jack by 10 in	K(SE)198	1	C	"
	Pump section:—					
2141	Cylinder, pump	K.S.340	1	A	"
2143	Handle, pump	K.H.70	1	B	"
2142	Nut, gland, pump	K.S.342	1	C	"
2144	Packing, pump, "hat" washer	K.G.801	1	C	"
2146	Plunger, pump	K.S.341	1	C	"
2147	Spring, pump, "hat" packing	K.G.802	1	C	"
2148	Washer, hat leather	K.S.385	1	C	"
2149	Washer, pump, cylinder	K.D.75	1	C	"
	Ram section:—					
2150	Leather, bucket	K.G.278	1	C	"
2151	Packing, shaped ram gland	K.H.819	1	C	"
2153	Washer, filler plate	K.D.941	1	C	"

RESTRICTED

RESTRICTED

AIRCRAFT JACKS AND LIFTING TACKLE
SECTION 4Q—cont.

1	2	3	4	5	6	7
	JACKS—cont.					
	Lifting, 8 ton, lever, hydraulic, Type A—cont.					
	Spares—cont.					
	Release section:—					
2154	Nut, packing	K.D.755	1	C	each
2155	Packing, shaped	K.H.822	1	C	"
—	Spring, auto plunger	Ref. No. 2156		1	—	—
—	Spring, washer pump	Ref. No. 2157		1	—	—
2158	Turnscrew, release	K.S.467	1	C	each
—	Washer, auto plug	Ref. No. 2159		1	—	—
2160	Washer, packing	K.D.371	1	C	each
2438	Washer, packing	K.D.756	1	C	"
	Screw, lifting section:—					
2128	Ball, lifting screw	K.H.282	1	C	"
2129	Feet, lifting screw	K.H.277	1	C	"
2130	Nut, lifting screw	K.H.281	1	C	"
2131	Plug, lifting screw	K.H.280	1	C	"
2132	Screw, lifting	K.H.283	1	C	"
2667	Lifting, 8 ton pillar	Dr. No. S.872	1	A	"
	Accessories:—					
2668	Adapter, head, Mark 50	G.M.4577	1	A	"
	Spares:—					
—	Ball-bearing, steel, $\frac{5}{16}$ in. diam.	Ref. No. 2524. Naval aviation only		—	—	—
3129	End, bottom ram	Naval aviation only	K.P.478	1	C	each
—	Handle	Ref. No. 2827		1	—	—
—	Leather, pump bucket	Ref. No. 2820		—	—	—
—	Nut, release gland	Ref. No. 2810		—	—	—
3131	Nut, leather bucket release	Naval aviation only	K.P.474	1	C	"
2859	Packing, pump	K.H.817	2	C	"
2862	Packing, release	K.H.818	1	C	"
—	Pin, handle lock	Ref. No. 2836		—	—	—
2865	Plunger, release valve	B.162	1	C	each
3057	Ram, bottom	K.P.483	1	C	"

RESTRICTED

RESTRICTED

AIRCRAFT JACKS AND LIFTING TACKLE
SECTION 4Q—*cont.*

1	2	3	4	5	6	7
	JACKS—<i>cont.</i>					
	Lifting, 8 ton pillar—<i>cont.</i>					
	Spares— <i>cont.</i>					
3058	Ram, top	Naval aviation only	J.D.450	1	C	each
3073	Ring, stop, bottom ram	Naval aviation only	K.P.487	1	C	"
2863	Screw, trunnion	K.D.251	2	C	"
3132	Seal "O"	Naval aviation only	R.175	1	C	"
3066	Spring, relief valve	K.J.843	1	C	"
—	Spring, release	Ref. No. 2844. Naval aviation only	—	—	—
3072	Stop-ring top ram	Naval aviation only	K.P.484	1	C	each
—	Turnscrew	Ref. No. 2866	K.144	1	C	"
—	Valve, air	Ref. No. 2770	—	—	—
2864	Valve, cage	K.D.877	1	C	each
3128	Valve, relief, auto-plunger	K.J.842	1	C	"
3134	Washer	Naval aviation only	K.J.955	1	C	"
3133	Washer, auto-plug	K.J.811	1	C	"
—	Washer, bucket	Ref. No. 3120. Naval aviation only	—	—	—
3130	Washer, bucket, leather	K.P.473	1	C	each
2868	Washer, container leather	K.P.482	1	C	"
2857	Washer, hat	K.P.476	1	C	"
—	Washer, lock	Ref. No. 2845	—	—	—
—	Washer, packing	Ref. No. 2830 Naval aviation only	—	—	—
2861	Washer, pump	K.D.882	2	C	each
2860	Washer, pump block	K.D.881	2	C	"
2858	Washer, ram bucket	K.P.472	1	C	"
1309	Lifting, 8 ton, pillar, hydraulic, Type B	C/w head adaptor, (Ref. No. 2320) and support sleeves, 14 in. closed, 18 in hydraulic lift. Separate release unit operated by tommy bar provided.	Drg. No. M.D.241	—	A	"
	Accessories:—					
2320	Adaptor, head, Mark 26	To fit 17 in diam. concave jack pads. Increases height of jack by 1 $\frac{3}{4}$ in.	K(SE)183	1	B	"
	Spares:—					
2760	Bucket, leather	J.916	—	C	"
3137	Collar	Naval aviation only	K.S.988	1	C	"

RESTRICTED

RESTRICTED

AIRCRAFT JACKS AND LIFTING TACKLE

SECTION 4Q—cont.

1	2	3	4	5	6	7
	JACKS—cont.					
	Lifting, 8 ton, pillar, hydraulic, Type B—cont.					
	Spares <i>cont.</i>					
3047	Collar, stop	For jacks manufactured before 1952 Fits on top of container.	K.S.981	1	C	each
3079	Collar, stop	For jacks manufactured after 1952. Fits through container plate.	J.D.808	1	C	"
2759	Cage, valve		K.S.85	—	C	"
2809	Double-eye, pump, plunger		K.S.177	—	C	"
3149	End, ram		K.S.990	1	C	"
3086	Head, jack		K.S.980	1	C	"
3145	Link, pump	} Naval aviation only	K.H.73	1	C	"
3139	Nut, pump cylinder		K.S.178	1	C	"
3098	Nut, release		K.S.975	1	C	"
2761	Packing, pump		K.H.823	—	C	"
2762	Packing, release		K.H.824	—	C	"
3143	Pin, plunger		K.L.86	1	C	"
3144	Pin, pump link	Naval aviation only	K.U.720	1	C	"
3085	Plunger, head		K.H.100	—	C	"
3140	Pump, cylinder		K.S.176	1	C	"
3097	Ram, bottom		K.S.967	1	C	"
3080	Ram, stop collar		K.S.982	1	C	"
3135	Ram, top		K.S.968	1	C	"
3087	Ring, packing		J.D.809	1	C	"
3136	Ring, stop, bottom ram		K.S.983	1	C	"
2763	Saddle, handle		K.S.995	—	C	"
3147	Screw, air valve	Naval aviation only	J.440	1	C	"
—	Screw, filler	Ref. No. 2764		—	—	—
3142	Screw, plunger		K.D.872	1	C	each
2765	Seal, container		K.S.987	2	C	"
3168	Seal, 'O' ring	Naval aviation only	R.170	1	C	"
3169	Seal, 'O' ring	Naval aviation only	R.190	1	C	"

RESTRICTED

RESTRICTED

AIRCRAFT JACKS AND LIFTING TACKLE
SECTION 4Q—cont.

1	2	3	4	5	6	7
	JACKS—cont					
	Lifting, 8 ton, pillar, hydraulic, Type B—cont.					
	Spares—cont.					
3082	Seal, rubber		O.R.41	1	C	each
3083	Seal, rubber		O.R.55	1	C	"
2766	Sleeve, support " A ", 14 in.		K.H.17	—	C	"
2767	Sleeve, support " B ", 4 in.		K.H.16	—	C	"
3146	Spring, air valve	Naval aviation only	J.959	1	C	"
3084	Spring, head		K.H.99	2	C	"
3099	Spring, packing, release		K.J.794	1	C	"
3148	Spring, pump, packing		K.J.490	1	C	"
2768	Tube, handle		K.S.992	—	C	"
2769	Transcrew, release		K.S.976	—	C	"
—	Valve, air	Ref. No. 2770	—	—	—	—
3172	Valve, spring	Naval aviation only	K.H.32	1	C	each
2771	Washer, bucket		K.S.955	—	C	"
—	Washer, filler screw	Ref. No. 2772	—	—	—	—
2773	Washer, hat		K.S.956	—	C	each
3167	Washer, packing	Naval aviation only	K.J.888	1	C	"
3088	Washer, packing		K.S.986	1	C	"
3138	Washer, packing		K.S.989	1	C	"
3141	Washer, packing		K.T.888	1	C	"
2774	Washer, valve		K.S.89	—	C	"
1204	Lifting, 8 ton, pillar, screw	C/w adaptor head. 13 in. closed, 14 in. lift.	G.S.861	—	A	"
	Accessories:—					
2033	Adaptor, head, Mark 9	Screw type to fit 1 $\frac{7}{8}$ in. diam concave jack pads. Increases height of jack by 1 $\frac{1}{4}$ in.	K(SE)188	1	B	"
2293	Lifting, 10 ton, 4 legged, hydraulic, Type A Body, hydraulic	C/w pump and release, less head adaptor, hydraulic lift, 3 ft.	G.M. 8061	—	A	"

RESTRICTED

RESTRICTED

AIRCRAFT JACKS AND LIFTING TACKLE
SECTION 4Q—cont.

1	2	3	4	5	6	7
	JACKS—cont.					
	Lifting, 10 ton, 4 legged, hydraulic, Type A—cont.					
	Body, hydraulic—cont.					
	Accessories:—					
	Adaptors, head:—					
2296	Mark 15	K(SE)170	—	B	each
2298	Mark 17	To fit 2¼ in. conical jack pads. Increases height of jack by 7 in.	K(SE)528	B	—	"
2299	Mark 18	Fork fitting takes 1 in. diam. jack pads. Increases height of jack by 4 in.	K(SE)172	—	B	"
2329	Mark 35	To fit 1½ in. diam. concave jack pads. Increases height of jack by 2½ in.	K(SE)4	—	B	"
2785	Mark 52	G.M.7577	—	B	"
2661	Mark 105	G.M.4401	—	B	"
	Spares:—					
2535	Ball, steel, ¾ in. diam.	For by-pass valve	K.J.837	1	C	"
2280	Cage, ball valve	K.O.141	1	C	"
2536	Chain, assembly, pin	Consisting of chain (A.692), Key ring (A.703) and pin ring (K.H.419).		1	C	"
2537	Collar, guide ram	K.P.21	1	C	"
2538	Collar, screwed	Ram, safety locking	K.O.612	1	C	"
2428	Cylinder, pump	K.O.377	1	C	"
2539	Fulcrum assembly, pump	Consisting of pump saddle (A.695) and saddle spigot (A.696).		1	C	"
2540	Handle, assembly, pump	Consisting of handle, securing lug (A.573), handle plug (K.H.287) and handle (K.O.388).		1	B	"
2541	Leather, cup, ram	K.D.749	1	C	"
2421	Link, saddle	For pump section	K.O.375	2	C	"
2422	Nut, cylinder pump	K.O.380	1	C	"
—	Nut, packing	Ref. No. 2154		1	—	—
2278	Packing, release	K.H.959	1	C	each
2542	Pin, pump link	K.O.386	3	C	"

RESTRICTED

RESTRICTED

AIRCRAFT JACKS AND LIFTING TACKLE
SECTION 4Q—*cont.*

1	2	3	4	5	6	7
	JACKS—<i>cont</i>					
	Lifting, 10 ton, 4 legged, hydraulic, Type A					
	—<i>cont.</i>					
	Body, hydraulic—<i>cont</i>					
	Spares—<i>cont.</i>					
	Pin, toggle:—					
2543	Handle securing assembly	Consisting of handle securing pin (K.O.865), plunger nut (K.O.867), plunger pin (K.O.866) and plunger spring (K.O.868).		1	C	each
2544	Leg attachment assembly	Consisting of lug pin (A.230), lug pin peg (A.293), pin handle ring (A.246), plug (A.295) and spring (A.294)		—	C	"
2545	Telescopic leg assembly	Consisting of tripod leg tie pin (A.228), pin handle ring (A.246), plug (A.292), handle locking peg (K.O.350) and plunger spring (K.O.870).		4	C	"
2546	Plug, by-pass valve	K.O.443	1	C	"
2426	Plunger, pump	K.O.384	1	C	"
2572	Ram assembly	Consisting of bush grub screw (B.393), ram brush (K.D.751), ram stop tube (K.O.37), ram (K.O.921), ram end (K.O.959), and ram end stud (K.O.960).		1	C	"
—	Screw, air and filler	Ref. No. 2694		—	—	—
2429	Spring, ball valve	K.D.481	2	C	each
2548	Spring, by-pass valve	K.O.447	1	C	"
2430	Spring, hat, leather	K.O.374	1	C	"
2549	Spring, leather cup ram	K.H.729	1	C	"
—	Spring, washer, pump	Ref. No. 2157		1	—	—
2550	Turnscrew, release	Consisting of clump screw handle (K.925), handle end (K.926), release handle end (K.O.617) and release turnscrew (K.O.706).		1	C	each
2283	Valve, filler, by-pass	J.658	1	C	"
—	Washer, auto plug	Ref. No. 2159		2	—	—
2279	Washer, fibre ball valve	K.O.139	2	C	each
2431	Washer, hat, leather	K.O.381	1	C	"
—	Washer, packing	Ref. No. 2160		1	—	—

RESTRICTED

RESTRICTED
21

AIRCRAFT JACKS AND LIFTING TACKLE

SECTION 4Q—cont.

1	2	3	4	5	6	7
	JACKS—cont.					
	Lifting, 10 ton, 4 legged, hydraulic, Type A					
	—cont					
	Body, hydraulic—cont.					
	Spares—cont.					
—	Washer, packing	Ref. No. 2438		1	—	—
2551	Washer, plate, bucket, leather	K.O.35	1	C	each
2276	Washer, pump, hat	K.O.376	1	C	..
2784	Trestle, central pivoting, Mark 1	84 in.	G.M.9274	1	A	..
2783	Trestle, central pivoting, Mark 2	111 in.	G.M.10805	1	A	..
2294	Trestle, Mark 1	To give jack a height of 4ft. 6½in. or 5ft. 3½in.	Drg. No. G.M.8100	—	A	..
	Spares:—					
2552	Bolt, securing	Consisting of bolt securing (B.266) and ring, securing (B.273).		1	C	..
2553	Bracket, attachment	B.257	1	C	..
—	Chain, pin	Ref. No. 2536		1	—	..
2554	Collar, leg	Consisting of collar (A.954) and peg (A.952) ..		2	C	each
2555	Collar, screwed locking	Consisting of peg (A.956) and collar (K.S.53) ..		2	C	..
2556	Extension, leg	B.72	2	C	..
2557	Grubscrew, securing, baseplate	A.396	4	C	..
2558	Grubscrew, securing, leg collar	A.955	2	C	..
2559	Pin, leg to tie bar	A.953	4	C	..
2560	Pin, telescopic leg bracket	B.268	1	C	..
—	Pin, toggle, telescopic leg	Ref. No. 2545		1	—	..
2561	Plate, base	B.413	4	C	each
2563	Tie-bar, adjustable and telescopic legs ..	Consisting of leg tie strap (A.937) and leg tie (A.941)		2	C	..
2562	Tie-bar, fixed leg	Consisting of leg tie strap (A.937) and leg tie (A.938)		2	C	..
2295	Trestle, Mark 2	To give jack a closed height of 6ft. 0½ in. or 6 ft. 9½in.	Drg. No. G.M.8104	—	A	..
	Spares:—					
—	Bolt, securing	Ref. No. 2552		1	—	—
—	Bracket, attachment	Ref. No. 2553		1	—	—

RESTRICTED

RESTRICTED

AIRCRAFT JACKS AND LIFTING TACKLE
SECTION 4Q—cont.

1	2	3	4	5	6	7
	JACKS—cont					
	Lifting, 10 ton, 4 legged, hydraulic, Type A					
	—cont.					
	Trestle, Mark 2—cont.					
	Spares—cont.					
—	Chain, pin	Ref. No. 2536		1	—	—
2564	Collar, leg	Consisting of collar (A.954) and lug (K.S.398) ..		2	C	each
—	Collar, screwed, locking	Ref. No. 2555		2	—	—
—	Extension, leg	Ref. No. 2556		2	—	—
—	Grubscrew, securing, baseplate	Ref. No. 2557		4	—	—
—	Grubscrew, securing, leg collar	Ref. No. 2558		2	—	—
2565	Piece, extension	Consisting of extension base (A.594), tube (A.595), top plate (597), tie lug (A.961) and lug (K.S.398).		1	C	each
2566	Pin, leg to body tie bar attachment	A.966	4	C	..
2567	Pin, leg to leg tie bar attachment	K.S.61	4	C	..
—	Pin, telescopic leg bracket	Ref. No. 2560		1	—	—
—	Pin, toggle, telescopic leg	Ref. No. 2545		1	—	—
2568	Pin, toggle, tie bar attachment	Consisting of pin (A.227), pin handle ring (A.246), peg plug (A.292), peg handle locking (K.O.350) and plunger spring (K.O.870).		8	C	each
—	Plate, base	Ref. No. 2561		4	—	—
2570	Tie bar, leg to body, adjustable, telescopic leg.	Consisting of leg-to-cylinder tie (A.964) and spacing piece (B.281).		2	C	each
2569	Tie bar, leg to body, fixed leg	Consisting of leg-to-cylinder tie (A.963) and spacing piece (B.281).		2	C	..
2571	Tie bar, leg to leg	Consisting of tie rod plug (A.536) and tie rod (A.962).		4	C	..
2598	Trestle, Mark 4	To give jack a closed height of 7 ft. 6½ in. or 8 ft. 3½ in.	Drg. No.M.G.659	—	A	..

RESTRICTED

RESTRICTED

AIRCRAFT JACKS AND LIFTING TACKLE
SECTION 4Q—cont.

1	2	3	4	5	6	7
	JACKS—cont.					
	Lifting, 10 ton, 4 legged, hydraulic, Type B					
2625	Body, hydraulic	Hydraulic lift 3 ft. 0 in.	Drg. No. G.M.10122.	—	A	each
	Accessories:—					
—	Adaptor, head, Mark 15	Ref. No. 2296		1	—	—
2626	Adaptor, head, Mark 48	G.M.3063	1	B	each
2656	Adaptor, head, Mark 108	G.M.4129	1	A	"
	Spares:—		G.M.: —			
2718	Cap, dual operation union	2975-1	1	C	"
3091	Gland	3017	1	C	"
3092	Gland, outer rim	6297	1	C	"
3174	Gland, spigot	Naval aviation only	3415/1	1	C	"
2719	Handle, operating	3013	1	C	"
3111	Link, pump	3027	1	C	"
3178	Locknut inner	Naval aviation only	3016	1	C	"
2779	Lug, detachable	3000	1	C	"
3110	Nut, operating handle	3026	1	C	"
2913	Nut, pump gland	2968-1	1	C	"
2789	Packing, gland	For release water turn screw. Tallowed asbestos $\frac{1}{8}$ in. \times $\frac{1}{8}$ in. A.P.P. 5 in.		1	C	"
2720	Packing, taxoram	3028	—	C	"
3109	Pin, link, pump	2966	1	C	"
2721	Pin, retaining, with heads	2902	1	C	"
2722	Pin, retaining, with heads	2903A	1	C	"
2723	Pin, retaining, with heads	2903B	1	C	"
3108	Pin, spigot, operating handle	2966-1	1	C	"
3106	Plate, inner pump	3030	1	C	"
3105	Plate, outer pump	3031	1	C	"
2788	Plunger, pump	3029	1	C	"
3161	Plug, filler	Naval aviation only	K.S.1188-902	1	C	"
3112	Ram, inner	G.M.6292	1	C	"
3061 3175	Release, manual	Naval aviation only	G.M.3033	1	C	"
3104	Screw, retaining, slip plate	G.M.2981-1	1	C	"

RESTRICTED

RESTRICTED

AIRCRAFT JACKS AND LIFTING TACKLE
SECTION 4Q—cont.

1	2	3	4	5	6	7
	JACKS—cont.					
	Lifting, 10 ton, 4 legged, hydraulic, Type B					
	—cont.					
	Body, hydraulic—cont.					
	Spares—cont.					
			G.M. :—			
3090	Seal, inner ram	Naval aviation only	2997	1	C	each
3115	Sleeve, operating handle, complete	6300	1	C	"
3173	Spigot	Naval aviation only	3023	1	C	"
3113	Spigot, operating handle	6298	1	C	"
2725	Spring, non-return	3053-2	1	C	"
2726	Spring, non-return (delivery)	3053-1	1	C	"
2728	Spring, overlift valve	2979-2	1	C	"
2727	Spring, pressure release	2968-2	1	C	"
3089	Tommy-bar, manual release	Naval aviation only	2979-1	1	C	"
2717	Tommy-bar, R.N.T.R.	2981-2	1	C	"
3061	Tube, inner ram	Naval aviation only	2993	1	C	"
3162	Valve, breather	Naval aviation only	K.S.1188-91Z	1	C	"
3170	Valve, breather and filler plug	K.S.1188/90Z	1	C	"
			and 91Z			
3042	Valve, overlift, plunger	Naval aviation only	G.M.3022	1	C	"
2729	Washer, cup, inner ram	G.M.2963-2	1	C	"
2730	Washer, cup, outer ram	G.M.3020	1	C	"
2724	Washer, plate pump cup	G.M.2965-2	1	C	"
2731	Washer, pump cup	G.M.2965-1	1	C	"
2652	Trestle, Mark 1	G.M.10155	—	A	"
2653	Trestle, Mark 2	G.M.10291	—	A	"
2659	Trolley, transporting, Mark 4	G.M.10319	—	A	"

RESTRICTED

3175

RESTRICTED

AIRCRAFT JACKS AND LIFTING TACKLE

SECTION 4Q—cont.

1	2	3	4	5	6	7
	JACKS—cont.					
	Lifting, 15 ton, 4 legged, hydraulic:—					
2289	Body, hydraulic	C/w pump and release, less head adaptor, Hydraulic lift 3 ft. 6in.	Drg. No. G.S.2205	---	A	each
	Accessories:—					
2664	Adaptor, head, Mark I06	G.M.4402	1	B	,
	Sparcs:—					
—	Ball, steel, $\frac{3}{8}$ in. diam.	Ref. No. 2535		1	—	—
—	Ball, steel, $\frac{5}{16}$ in. diam.	Ref. No. 2524		2	—	—
—	Cage, ball valve	Ref. No. 2280		1	—	—
—	Cylinder, pump	Ref. No. 2428		1	—	—
—	Handle, pump	Ref. No. 2540		1	—	—
—	Link, saddle	Ref. No. 2421		2	—	—
—	Nut, packing, release gland	Ref. No. 2154		1	—	—
—	Nut, cylinder pump	Ref. No. 2422		1	—	—
—	Packing, release	Ref. No. 2278		1	—	—
—	Pin, pump link	Ref. No. 2542		3	—	—
—	Plug, by-pass valve	Ref. No. 2546		1	—	—
—	Plunger, pump	Ref. No. 2426		1	—	—
—	Screw, air and filler	Ref. No. 2694		1	—	—
—	Spring, ball valve	Ref. No. 2429		2	—	—
—	Spring, by-pass valve	Ref. No. 2548		1	—	—
—	Spring, hat, leather	Ref. No. 2430		1	—	—
—	Spring, pump washer	Ref. No. 2157		1	—	—
—	Valve, filler, by-pass	Ref. No. 2283		1	—	—
—	Washer, auto-plug	Ref. No. 2159		2	—	—
—	Washer, fibre, ball valve	Ref. No. 2279		2	—	—
—	Washer, hat leather	Ref. No. 2431		1	—	—
—	Washer, packing	Ref. No. 2160		1	—	—
—	Washer, packing	Ref. No. 2438		1	—	—
—	Washer, pump hat	Ref. No. 2276		1	—	—

RESTRICTED

RESTRICTED

AIRCRAFT JACKS AND LIFTING TACKLE
SECTION 4Q—cont.

1	2	3	4	5	6	7	
	JACKS—cont						
2292	Lifting, 15 ton. 4 legged, hydraulic—cont. Trestle, Mark 3	To give jack a closed height of 8 ft. 2½ in. or 8 ft. 11½ in.	G.S.2206/2	—	A	each	
	Spares:—						
—	Extension, leg	Ref. No. 2556		1	—	—	
—	Grubscrew, securing leg collar	Ref. No. 2558		2	—	—	
—	Pin, telescopic leg bracket	Ref. No. 2560		1	—	—	
—	Plate, base	Ref. No. 2561		4	—	—	
2657	Lifting, 15 ton. 4 legged, hydraulic, pillar		Drg No. G.M.10334	1	A	each	
	Accessories:—						
2321	Adaptor, head, Mark 27	K(SE)184	—	B	"	
..	Adaptor, head, Mark 104	Ref. No. 2663		—	—	"	
2869	Guide, tool, inner ram oil seal	} For use in renewal of oil seal }	R.A.F. Marham 54/43 G.M.:—	—	—	set	
2870	Guide, tool, middle ram oil seal						
2871	Guide, tool, outer ram oil seal						
	Spares:—						
3165	Adaptor, bush	Naval aviation only	4969	1	C	—	
2732	Bolt, retaining plate	4942-1	1	C	each	
3041	Cage ball valve	4955	1	C	—	
2733	Dowel, operating handle	4942-2	1	C	each	
3068	Gland and valve, breather	4937-1	1	C	"	
3254	Gland, cylinder tube	4971	—	C	"	
3177	Gland, inner ram	Naval aviation only	4970	1	C	"	
2734	Handle, operating	6840	1	C	"	
2735	Locknut, inner ram	4973	1	C	"	
3164	Nut, air pump	Naval aviation only	4959	1	C	—	
2736	Nut, gland, P.R.V.	4938-2	1	C	each	
2737	Nut, union, P.R.V.	4938-1	1	C	"	
2738	Plate, packing, inner ram	4953	1	C	"	
3078	Plug, pump body	4948	1	C	"	
2739	Plunger, breather valve	4945-1	1	C	"	
3010	Plunger, pump	4954	—	C	"	

RESTRICTED

RESTRICTED

AIRCRAFT JACKS AND LIFTING TACKLE

SECTION 4Q—cont.

1	2	3	4	5	6	7
	JACKS—cont.					
	Lifting, 15 ton, 4 legged, hydraulic, pillar					
	<i>—cont.</i>					
	Spares—cont.		G.M. :—			
3163	Press spindle	Naval aviation only	4935-1			
3166	Pump air	Naval aviation only	4951	1	C	—
3100	Screw, gland, breather valve	Naval aviation only	4937-2	1	C	—
2742	Screw, grub air valve	4941-2	1	C	each
2743	Screw, grub, breather valve	4946-1	1	C	"
2744	Screw, thumb, operating handle	4940-2	1	C	"
2908	Seal, middle ram	Gaco B.27031-	1	C	"
			P.90.	1	C	"
2741	Seal, oil, air pump	" Gaco Type "	V.125075			
2740	Seal, oil, pump	" Gaco Type " D.E. 125-2 off, O.R.13-1 off		1	C	"
2909	Seal, outer ram	Gaco B.27030-	1	C	set
			P.90	1	C	each
			G.M. :—			
2745	Sleeve, split middle ram	28650	1	C	"
2746	Sleeve, split, outer ram	28651	1	C	"
2747	Spring, air valve	4936-2	1	C	"
2748	Spring, breather valve	4945-2	1	C	"
3040	Washer, copper	4939-2	1	C	"
2749	Washer, cup inner ram	5258/C	1	C	"
2752	Washer, cup, pump, breather and air valve	5242-2	1	C	"
2753	Washer, jointing	4946-2	1	C	"
2754	Washer, pump block	4939-1	1	C	"
2755	Washer, retaining, cup washer pump	5242-1	1	C	"
2666	Trolley, transporter	10586	1	A	"

RESTRICTED

RESTRICTED

AIRCRAFT JACKS AND LIFTING TACKLE
SECTION 4Q—cont.

1	2	3	4	5	6	7
	JACKS—cont					
	Lifting, 25 ton, 4 legged, hydraulic:—					
2610	Body, hydraulic	C/w pumps and release valve. Hydraulic lift 3ft. 6 in.	G.M.10100	—	A	each
	Accessories: -					
2616	Adaptor, head, Mark 45	2239	1	B	"
2654	Adaptor, head, Mark 107	4403	1	A	"
	Spares:—					
2629	Bucket, leather ram	3174/2	1	C	"
2416	Cage valve assemblies	A 926	2	C	"
2633	Collar, safety locking ram	3177	1	C	"
—	Packing, release	Ref. No. 2278		1	—	—
	Pins, quick release:—	" Aerolex "	F.48/7:—			
2636	$\frac{3}{4}$ in. diam. \times 6 in. long	1260	2	C	each
2635	$\frac{1}{4}$ in. diam. \times 3.2 in. long	2032	3	C	"
—	Screw, air and filler	Ref. No. 2694	—	1	—	—
			G.M.:—			
2632	Spindle, valve release	6196	1	C	each
2634	Spring, bucket, leather	3186	1	C	"
—	Washer, auto-plug	Ref. No. 2159	—	2	—	—
—	Washer, fibre, ball valve	Ref. No. 2279	—	4	—	—
—	Washer, pump, hat	Ref. No. 2276	—	2	—	—
2631	Washer, sealing, $\frac{1}{8}$ in. o/d	3175/2	1	C	each
2630	Washer, sealing, $1\frac{1}{16}$ in. o/d	3175/1	1	C	"
2611	Trestle, Mark 1	To give jack a closed height of 5 ft. $2\frac{1}{2}$ in. or 5ft. $11\frac{1}{2}$ in.	10101	—	A	"
	Spares:—					
	Pins, quick release:—	" Aerolex "	F./48/7:—			
2638	$\frac{3}{4}$ in. diam. \times 2.1 in. long	1221	4	C	"
2637	$\frac{5}{8}$ in. diam. \times $1\frac{1}{2}$ in. long	1415	4	C	"
2639	1 in. diam. \times $4\frac{1}{2}$ in. long	1645	1	C	"
			G.M.:—			
2612	Trestle, Mark 2	To give jack a closed height of 6ft. $8\frac{1}{2}$ in. or 7ft. $5\frac{1}{2}$ in.	10102	—	A	"

RESTRICTED

RESTRICTED

AIRCRAFT JACKS AND LIFTING TACKLE
SECTION 4Q—cont.

1	2	3	4	5	6	7
	JACKS—cont.					
	Lifting, 25 ton, 4 legged, hydraulic—cont.					
2613	Trestle, Mark 3	To give jack a closed height of 8 ft. 2½ in. or 8 ft. 11½ in.	G.M.:— 10103		A	each
2790	Trestle, Mark 5	To give jack a closed height of 11 ft. 2½ in.	10726	—	A	..
2786	Trestle, Mark 7	10748	—	A	..
	Spares:—					
	Pins, quick release:—	“Aerolex”				
—	¾ in. diam. × 2·1 in. long	Ref. No. 2638	—	4	—	—
—	¾ in. diam. × 1½ in. long	Ref. No. 2637	—	4	—	—
—	1 in. diam. × 4½ in. long	Ref. No. 2639	—	4	—	—
	Wheels, transportation:—		G.S.:—			
2614	Fixed leg	2372	2	A	each
2615	Trailing leg	2366	1	A	..
	Spares:—	For Ref. Nos 2614 and 2615				
2645	Bucket, leather, pump plunger	2369/7	1	C	..
2643	Bucket, leather ram	2371/7	1	C	..
2648	Pin, pivot	2367/2	1	C	..
2647	Pin, ram attachment	2371/4	1	C	..
3049	Ram assembly, hydraulic	2419/1	1	A	..
2650	Ring, sealing, pump plunger	2369/4	1	C	..
2642	Ring, sealing, release valve	2369/8	1	C	..
2649	Screw, trunnion	2381/5	2	C	..
2640	Seal oil container, ⅝ in. i/d.	2376/8	1	C	..
2646	Washer, filler plug	2369/1	1	C	..
2641	Washer, ram, bracket leather	Mild steel	2374/4	1	C	..
2644	Washer, seal, oil container, 2 in. i/d	2376/5	2	C	..
2624	Lifting, 25 ton, 4 legged, pillar, hydraulic	Drg. No. G M. 10060	—	A	each
	Accessories:—					
—	Adaptor, head, Mark 27	Ref. No. 2321		1	—	—
2910	Adaptor, head, Mark 53	G.M/B/4298	1	B	each
—	Adaptor, head, Mark 104	Ref. No. 2663		1	—	—

RESTRICTED

RESTRICTED

AIRCRAFT JACKS AND LIFTING TACKLE

SECTION 4Q—cont.

1	2	3	4	5	6	7
	JACKS—cont.					
	Lifting, 25 ton, 4 legged, pillar, hydraulic					
	<i>—cont.</i>					
	Spares:—		G.M.:—			
—	Cap, dual operation union	Ref. No. 2718		—	—	—
2893	Cap, manual release	2969/2	1	C	each
2894	Cap, pressure release	2969/1	1	C	"
2895	Cup, leather, inner ram	2254	1	C	"
2896	Cup, leather, outer ram	2248	1	C	"
3011	Gland, packing	Comprising Rings, interseating	G.N.3028	1	C	"
			G.M.:—			
2900	Handle, operating	2245	1	C	"
2898	Locknut, inner ram	2252	1	C	"
2899	Locknut, outer ram	2244	1	C	"
2901	Plate, inner ram, cup leather	2255	1	C	"
2902	Plate, outer ram, cup leather	2247	1	C	"
—	Plate, pump cup washer	Ref. No. 2724		—	—	—
—	Plunger, pump	Ref. No. 2788		—	—	—
2897	Screw, filler, plug valve	2270/1	1	C	each
2904	Screw, valve, tommy bar	2264/2	1	C	"
—	Spring, non-return	Ref. No. 2725		—	—	—
—	Spring, non-return (delivery)	Ref. No. 2726		—	—	—
2903	Spring, overlift valve	2260/1	1	C	each
—	Spring, pressure release	Ref. No. 2727		—	—	—
—	Washer, pump cup	Ref. No. 2731		—	—	—
3052	PAD, standard, aircraft jacking	Detachable, 4.4 tons	C.M. A/5613		C	each
3101	Lifting, 50 ton, quadruped, hydraulic	Mounted on 4 integral legs. Designed for the main underwing jacking of heavy aircraft.	J.S.R. 3269A	—	A	"
	Accessories:—					
3153	Adaptor, head, 3 in. diam. ball, convex	S.50V	—	B	"
3171	Adaptor head, $\frac{3}{4}$ in. radius, concave	S.50C	—	B	"
3252	Handle, manual pump	S.L.72	2	B	"

RESTRICTED

RESTRICTED

AIRCRAFT JACKS AND LIFTING TACKLE

SECTION 4Q—cont.

1	2	3	4	5	6	7
	JACKS—cont.					
	Lifting, 50 ton, quadruped, hydraulic—cont.					
	Spares:—					
3244	Air pump Assembly (complete)		1	A	each
	Air pump assembly, spares		S.L.:—			
3255	Bush	327	—	C	"
3251	Cap, air pump valve	30	1	C	"
3250	Nut, lock, M/steel	$\frac{5}{8}$ in. B.S.W. \times $\frac{7}{8}$ in. A.F. \times $\frac{3}{8}$ in. thick, air pump valve.	34	1	C	"
3246	Screw, air pump valve adjusting	42	1	C	"
3245	Seal, oil	OS/2A	1	C	"
3248	Spring	357	1	C	"
3247	Valve, air pump needle	536	1	C	"
3256	Washer	124	—	C	"
3249	Washer, (fibre), air pump valve body	1 in. o.d. \times $\frac{21}{32}$ in. i.d. \times $\frac{1}{16}$ in. thick	142	3	C	"
	Breather Valve spares					
3205	Plunger, breather valve screw	365	1	C	"
3207	Screw, adjustable breather valve	367	1	C	"
3204	Screw, breather valve	364	1	C	"
3206	Spring, breather valve	366	1	C	"
3208	Washer, filler plug, copper	$1\frac{3}{16}$ in. o.d. $1\frac{1}{4}$ in. i.d. \times $\frac{1}{8}$ in. thick	135	2	C	"
	Leg spares:—					
3240	Nipple, grease	$\frac{5}{16}$ in. B.S.F. (M/Steel)	355	4	C	"
3243	Pin	$\frac{1}{16}$ in. \times $2\frac{5}{8}$ in. long	104	4	C	"
3241	Pin, bottom	$\frac{3}{8}$ in. diam. \times $6\frac{1}{4}$ in. long	356	2	C	"
3242	Pin, main leg attachment	24	4	C	"
—	Pin, split	$\frac{1}{2}$ in. diam. \times 2 in. long Reference 28P/12369	S.P.9/L16	12	C	"
—	Washer, (Steel)	$\frac{3}{8}$ in. diam. Reference 29C/9418641		4	C	100's
	Manual Pump spares:—		S.L.:—			
3209	Barrel, manual pump	73	2	C	each
3211	Box, valve, manual pump block	70	2	C	"
3216	Bush, pump barrel	65	2	C	"
3222	Cap, overload valve	68	1	C	"
3224	'O' Ring	OS/13	1	C	"
3218	Pin and chain, top link	25	2	C	"
3219	Pin, bottom link	27	2	C	"
3212	Pin, manual pump plunger	26	2	C	"

RESTRICTED

RESTRICTED

AIRCRAFT JACKS AND LIFTING TACKLE
SECTION 4Q—*cont.*

1	2	3	4	5	6	7
	JACKS—<i>cont.</i>					
	Lifting, 50 ton, quadruped, hydraulic—<i>cont.</i>					
	Manual pump spares— <i>cont.</i>					
3227	Pin, release screw	S.L.59	1	C	each
—	Pin, split	$\frac{3}{32}$ in. diam. \times $\frac{3}{4}$ in. long Reference 28P/12262 ..	S.P.9/E6	1	C	"
			S.L.—			
3210	Plunger, manual pump	51	2	C	"
3223	Screw, adjusting, overhead valve	69	1	C	"
3225	Screw, release	60	1	C	"
3217	Seal, oil	OS/2	2	C	"
3228	Seal, oil	OS/3	1	C	"
3221	Spring, overload	N.W.40	1	C	"
			S.L.—			
3220	Valve, overload needle	67	1	C	"
3226	Washer, copper	$\frac{3}{8}$ in. o.d. \times $\frac{17}{32}$ in. i.d.	373	1	C	"
3213	Washer, copper, manual pump block, (bottom)	1.365 in. o.d., 1 in. i.d. \times $\frac{1}{16}$ in. thick	137	2	C	"
3215	Washer, copper, manual pump block, (top)	1.365 in. o.d. $\frac{3}{8}$ in. i.d. \times $\frac{1}{16}$ in. thick	138	2	C	"
3214	Washer, Steel	$\frac{3}{8}$ in. o.d. $\frac{3}{16}$ in. i.d. \times $\frac{1}{16}$ in. thick	119	4	C	"
	Overlift valve spares:—					
3203	Plug, filler	363	1	C	"
3200	Plunger, overlift valve	110	1	C	"
3201	Screw, set, overlift valve	111	1	C	"
3202	Spring, bypass, overlift valve	603	1	C	"
3198	Tube, flexible, oil bypass	600	1	C	"
3199	Union, double ended	$\frac{1}{4}$ in. B.S.P. (Brass)	604	1	C	"
	Power adaptor spares:—					
3234	Bush, release screw	For power adaptor release screw and manual pump release	61	2	C	"
3231	Cap, valve, self-sealing, female	312	1	C	"
3232	Cup, valve, self sealing, male	313	1	C	"
3179	Coupling, flexible	With high pressure hose	311	1	B	"
3230	Coupling, self sealing, Hesco, male	310	1	B	"
3233	Plug, $\frac{3}{8}$ in. B.S.P. (Steel)	112	3	C	"
3235	Plug, valve, $\frac{1}{2}$ in. B.S.F. (Steel)	308	1	C	"
3229	Screw, release (c/w handle)	309	1	C	"

RESTRICTED

RESTRICTED

AIRCRAFT JACKS AND LIFTING TACKLE

SECTION 4Q—cont.

1	2	3	4	5	6	7
	JACKS—cont.					
	Lifting, 50 ton, quadruped, hydraulic—cont.					
	Power Adaptor spares—cont.					
3236	Washer, copper	For valve plug $\frac{7}{8}$ in. o.d. $\frac{33}{64}$ in. i.d. \times $\frac{1}{8}$ in. thick ..	S.L.136	1	C	each
	Ram and cylinder, spares:—		S.L.:—			
3237	Gland, ram	43	1	C	..
3239	Plug, cylinder base	$\frac{5}{16}$ in. B.S.F. (Steel)	140	1	C	..
3102	Seal, oil ram	OS/1	1	C	..
3238	Washer, copper, cylinder base plug and hand pump plug	$\frac{5}{8}$ in. o.d. $\frac{5}{16}$ in. i.d. \times $\frac{3}{32}$ in. thick	139	4	C	..
3180	Transporter jack (complete). Transporter jack spares	—	2	A	..
—	Ball, steel	$\frac{7}{32}$ in. diam. Reference 2A/9500568	S.L.:— 300	2	C	10
—	Ball, steel	$\frac{1}{4}$ in. diam. Rference 2A/9500569	462	4	C	10
—	Ball, steel	$\frac{3}{8}$ in. diam. Reference 2A/9500573. Also for power adaptor	301	2	C	10
3184	Base, ram	172	2	C	each
3183	Guide, ram	169	2	C	..
3196	'O' Ring, pump plunger	OS/6	4	C	..
3197	'O' Ring, release plunger	OS/7	4	C	..
3190	Pin, base bracket	187	2	C	..
3187	Pin, link	184	2	C	..
3188	Pin, plunger	185	2	C	..
3189	Pin, ram top	186	2	C	..
3181	Plug, filler	167	2	C	..
3191	Plug, valve	188	2	C	..
3185	Plunger, pump	178	2	C	..
3155	Ram, (c/w S.L 177 Ram top)	173	2	C	..
3186	Screw, release	183	2	C	..
3154	Seal, oil ram	O.S./4	2	C	..
3182	Valve, breather	168	2	C	..
3192	Washer, copper	$\frac{3}{4}$ in. o.d. $\frac{23}{64}$ in. i.d. \times $\frac{1}{8}$ in. thick	189	2	C	..
3193	Washer, copper	$\frac{1}{2}$ in. o.d. $\frac{43}{64}$ in. i.d. \times $\frac{3}{32}$ in. thick	190	2	C	..
3194	Washer, main pin, steel	$\frac{1}{2}$ in o.d. $\frac{43}{64}$ in. i.d. \times $\frac{1}{16}$ in. thick	191	4	C	..

RESTRICTED

RESTRICTED

AIRCRAFT JACKS AND LIFTING TACKLE
SECTION 4Q—cont.

1	2	3	4	5	6	7
	JACKS:—cont.					
	Lifting, 50 ton, quadruped, hydraulic—cont.					
	Transporter jack spares—cont.					
3195	Washer, ram base, steel	$\frac{7}{8}$ in. o.d. $\frac{3\frac{1}{2}}{64}$ in. i.d. $\times \frac{1}{16}$ in. thick	S.L.192	14	C	each
—	Wheel 8 in. \times 4 in.	Reference 4F/4063	Dunlop LP54 5-unit S.L.315	3	A	„
	Wheel spares:—					
3253	Bushes, wheel	S.L.331	3 sets	C	set
—	Cover, outer	$\frac{8}{16}$ in. \times 4 in. Reference 16T/802	Dunlop 280-1948-D	3	A	each
—	Tube, inner	Reference 16T/877	Dunlop 291-6341-C	3	B	„
2332	TROLLEY, salvage, Tracjac	For quick removal of heavy aircraft C/w jacking device, 15 tons capacity. Mounted on track units. Closed height 2 ft. 3 in. Hydraulic lift 3 ft. 0 in. Weight 2 tons 8 cwts.	G.M.10270	—	A	„
	Spares:—					
	Beam section:—					
2395	Beam, tie	A.895	—	A	„
2396	Pad, stop, lifting beam	G.M.4139	—	C	„
2397	Pad, wedge, lifting beam	G.M.6589	—	C	„
2398	Pin, locking, lifting beam	G.M. 4205/2	—	C	„
2399	Pin, swivel, tie beam and tow bar	A.897	—	C	„
2400	Pin, tow bracket	B.103	—	C	„
2401	Screw, securing swivel pin	B.109	—	C	„
	Jacking section:—					
2402	Bolt, clamp bucket washer, bottom ram	B.111	—	C	„
2403	Bolt, clamp bucket washer, top ram	B.110	—	C	„
2404	Handle, locking pin	B.38	—	C	„
2405	Link, shear pin	B.176	—	C	„
2408	Link, swivel	B.177	—	C	„
2406	Pin, jack head	A.898	—	C	„
2407	Pin, shear	C/w washer and split pin	B.178	—	C	„

RESTRICTED

RESTRICTED

AIRCRAFT JACKS AND LIFTING TACKLE
SECTION 4Q—cont.

1	2	3	4	5	6	7
	TROLLEY, salvage, Tracjac—cont.					
	Jacking section—cont.					
2409	Plate, clamp bucket washer, bottom ram	A.713	—	C	each
2410	Plate, clamp bucket washer, top ram	A.714	—	C	"
—	Valve, filler by-pass	Ref. No. 2283		—	—	"
2412	Washer, bucket, bottom ram	A.706	—	C	each
2413	Washer, bucket, top ram	A.707	—	C	"
2414	Washer, filler	K.S.31	—	C	"
	Pump section:—					
—	Ball, steel, $\frac{5}{16}$ in. diam.	Ref. No. 2524		—	—	—
—	Cage, ball valve	Ref. No. 2280		—	—	—
2418	Circlip	B.117	—	C	each
—	Cylinder, pump	Ref. No. 2428		1	—	—
2419	Handle, operating	K.O.388	—	C	each
2420	Lifter, valve cage	B.122	—	C	"
—	Link, saddle	Ref. No. 2421		—	—	—
—	Nut, cylinder pump	Ref. No. 2422		—	—	—
2423	Pin, link	A.973	—	—	each
2424	Pin, saddle	B.115	—	C	"
2425	Pipe, flexible, connecting	C/w connections	A.873	—	C	"
—	Plunger, pump	Ref. No. 2426		1	—	—
3012	Saddle, pump, L.H.	A.930	—	C	each
2427	Saddle, pump, R.H.	A.932	—	C	"
—	Spring, ball valve	Ref. No. 2429		2	—	—
—	Spring, hat leather	Ref. No. 2430		1	—	—
—	Valve cage assembly	Ref. No. 2416		—	—	—
—	Washer, fibre, ball valve	Ref. No. 2279		—	—	—
—	Washer, filler, plate	Ref. No. 2153		—	—	—
—	Washer, hat leather	Ref. No. 2431		—	—	—
2432	Washer, link pin	A.694	—	C	each
—	Washer, pump, hat	Ref. No. 2276		—	—	—
2433	Washer, saddle pin	B.114	—	C	each
	Release section:—					
2534	Bar, tow	J.B.726	—	C	"
2435	Bolt, handle, $\frac{5}{16}$ in. whit \times $\frac{5}{8}$ in. long	Screwed, $\frac{1}{2}$ in.		—	C	"

RESTRICTED

RESTRICTED

AIRCRAFT JACKS AND LIFTING TACKLE
SECTION 4Q—cont.

1	2	3	4	5	6	7
	TROLLEY, salvage, Tracjac—cont.					
	Spares— <i>cont.</i>					
	Release section—cont.					
2436	Handle	A.918	—	C	each
2453	Nipple, grease, $\frac{1}{8}$ in. gas, straight	NC.6065	—	—	"
—	Nut, packing	Ref. No. 2154	—	—	—
—	Packing, release	Ref. No. 2278	—	—	—
2437	Spindle, valve	G.M.4189/2	—	C	each
—	Spring, washer pump	Ref. No. 2157	—	—	—
—	Washer, packing	Ref. No. 2160	—	—	—
—	Washer, packing	Ref. No. 2438	—	—	—
	Trolley section:—					
2449	Sleeve, centre roller	12631	—	C	each
	Tools:—					
2454	Spanner, large	B.123/A	—	C	"
2455	Spanner, small	B.123/B	—	C	"

RESTRICTED

RESTRICTED

AIRCRAFT JACKS AND LIFTING TACKLE

INDEX TO REFERENCE NUMBERS

SECTION 4Q—cont.

Ref. No.	Page No.	Ref. No.	Page No.	Ref. No.	Page No.	Ref. No.	Page No.	Ref. No.	Page No.	Ref. No.	Page No.	Ref. No.	Page No.	Ref. No.	Page No.	Ref. No.	Page No.	Ref. No.	Page No.
1204	19	2150	15	2299	20	2413	36	2466	8	2497	9	2543	21	2576	4	2624	30	2656	24
1309	17	2151	15	2305	8	2414	36	2467	8	2498	9	2544	21	2577	4	2625	24	2657	27
1349	14	2153	15	2309	1	2416	29	2468	8	2499	9	2545	21	2578	4	2626	24	2658	5
2016	12	2154	16	2310	1	2418	36	2469	8	2500	9	2546	21	2579	4	2627	8	2659	25
2017	12	2155	16	2311	1	2419	36	2470	8	2501	9	2548	21	2580	5	2629	29	2661	20
2021	5	2156	7	2318	1	2420	36	2471	8	2502	10	2549	21	2581	4	2630	29	2663	2
2022	15	2157	7	2319	1	2421	20	2472	8	2503	10	2550	21	2582	5	2631	29	2664	26
2033	19	2158	16	2320	17	2422	20	2473	8	2504	10	2551	22	2583	5	2632	29	2665	12
2054	8	2159	7	2321	27	2423	36	2474	8	2505	10	2552	22	2584	5	2633	29	2666	28
2056	4	2160	16	2324	12	2424	36	2475	8	2506	10	2553	22	2585	4	2634	29	2667	16
2057	8	2162	15	2329	20	2425	36	2476	8	2507	10	2554	22	2586	5	2635	29	2668	16
2064	9	2163	15	2330	5	2426	21	2477	8	2509	10	2555	22	2587	5	2636	29	2670	5
2080	14	2164	15	2331	5	2427	36	2478	5	2510	10	2556	22	2593	12	2637	29	2672	12
2111	15	2226	5	2332	35	2428	20	2479	8	2511	10	2557	22	2594	5	2638	29	2673	12
2121	14	2232	8	2395	35	2429	21	2480	9	2512	10	2558	22	2598	23	2639	29	2674	12
2124	15	2261	9	2396	35	2430	21	2481	9	2513	10	2559	22	2600	5	2640	30	2675	12
2128	16	2266	10	2397	35	2431	21	2482	9	2519	11	2560	22	2603	2	2641	30	2676	12
2129	16	2271	11	2398	35	2432	36	2483	9	2520	11	2561	22	2604	5	2642	30	2677	12
2130	16	2276	22	2399	35	2433	36	2484	9	2521	11	2562	22	2607	5	2643	30	2678	12
2131	16	2278	20	2400	35	2435	36	2485	9	2522	11	2563	22	2610	29	2644	30	2679	13
2132	16	2279	21	2401	35	2436	37	2486	9	2523	11	2564	23	2611	29	2645	30	2680	13
2133	15	2280	20	2402	35	2437	37	2487	9	2524	8	2565	23	2612	29	2646	30	2681	13
2138	15	2283	21	2403	35	2438	16	2488	9	2534	36	2566	23	2613	30	2647	30	2682	13
2141	15	2288	11	2404	35	2449	37	2489	9	2535	20	2567	23	2614	30	2648	30	2683	13
2142	15	2289	26	2405	35	2453	37	2490	9	2536	20	2568	23	2615	30	2649	30	2684	13
2143	15	2292	27	2406	35	2454	37	2491	9	2537	20	2569	23	2616	29	2650	30	2685	13
2144	15	2293	19	2407	35	2455	37	2492	9	2538	20	2570	23	2617	12	2651	14	2686	13
2146	15	2294	22	2408	35	2462	8	2493	9	2539	20	2571	23	2618	14	2652	25	2687	13
2147	15	2295	22	2409	36	2463	8	2494	9	2540	20	2572	21	2619	14	2653	25	2688	13
2148	15	2296	20	2410	36	2464	8	2495	9	2541	20	2573	46	2620	14	2654	29	2689	13
2149	15	2298	20	2412	36	2465	8	2496	9	2542	20	2574	46	2621	12	2655	8	2691	13

RESTRICTED

RESTRICTED

AIRCRAFT JACKS AND LIFTING TACKLE

INDEX TO REFERENCE NUMBERS

SECTION 4Q—cont.

Ref. No.	Page No.	Ref. No.	Page No.	Ref. No.	Page No.	Ref. No.	Page No.	Ref. No.	Page No.	Ref. No.	Page No.	Ref. No.	Page No.	Ref. No.	Page No.	Ref. No.	Page No.	Ref. No.	Page No.
2693	13	2731	25	2767	19	2806	14	2841	6	2879	2	2914	2	3042	25	3093	13	3127	7
2694	13	2732	27	2768	19	2809	18	2842	6	2880	2	2920	12	3046	5	3094	13	3128	17
2695	13	2733	27	2769	19	2810	6	2843	6	2881	2	2923	12	3047	18	3095	13	3129	16
2696	13	2734	27	2770	7	2811	6	2844	7	2882	2	3010	27	3049	30	3096	13	3130	17
2697	13	2735	27	2771	19	2812	6	2845	7	2883	2	3011	31	3051	4	3097	18	3131	16
2698	14	2736	27	2772	7	2813	7	2846	6	2884	2	3012	36	3052	35	3098	18	3132	17
2699	14	2737	27	2773	19	2814	7	2848	7	2885	2	3013	3	3057	16	3099	19	3133	17
2700	14	2738	27	2774	19	2815	7	2850	6	2886	2	3016	5	3058	17	3100	28	3134	17
2701	14	2739	27	2777	5	2817	6	2851	6	2887	2	3018	3	3061	26	3101	31	3135	18
2702	14	2740	28	2779	24	2818	7	2856	2	2888	2	3019	3	3066	17	3102	34	3136	18
2703	14	2741	28	2780	13	2819	6	2857	17	2889	2	3020	3	3068	27	3103	12	3137	17
2704	14	2742	28	2782	11	2820	6	2858	17	2890	2	3021	3	3071	6	3104	24	3138	19
2705	14	2743	28	2783	22	2821	6	2859	16	2891	2	3022	3	3072	17	3105	24	3139	18
2706	14	2744	28	2784	22	2822	7	2860	17	2892	2	3023	3	3073	17	3106	24	3140	18
2707	14	2745	28	2785	20	2823	7	2861	17	2893	31	3024	4	3074	7	3108	24	3141	19
2708	13	2746	28	2786	30	2824	6	2862	16	2894	31	3025	3	3075	7	3109	24	3142	18
2712	5	2747	28	2787	1	2825	6	2863	17	2895	31	3026	3	3078	27	3110	24	3143	18
2717	25	2748	28	2788	24	2826	7	2864	17	2896	31	3027	3	3079	18	3111	24	3144	18
2718	24	2749	28	2789	24	2827	6	2865	16	2897	31	3028	3	3080	18	3112	24	3145	18
2719	24	2752	28	2790	30	2828	6	2866	7	2898	31	3029	3	3081	4	3113	25	3146	19
2720	24	2753	28	2793	5	2829	6	2868	17	2899	31	3030	4	3082	19	3115	25	3147	18
2721	24	2754	28	2794	15	2830	7	2869	27	2900	31	3031	4	3083	19	3117	6	3148	19
2722	24	2755	28	2795	14	2831	7	2870	27	2901	31	3032	2	3084	19	3118	6	3149	18
2723	24	2759	18	2796	14	2832	7	2871	27	2902	31	3033	3	3085	18	3119	6	3153	31
2724	25	2760	17	2797	13	2833	7	2872	2	2903	31	3034	3	3086	18	3120	7	3154	34
2725	25	2761	18	2799	14	2834	7	2873	2	2904	31	3035	3	3087	18	3121	6	3155	34
2726	25	2762	18	2800	13	2835	7	2874	2	2908	28	3036	4	3088	19	3122	6	3156	12
2727	25	2763	18	2801	12	2836	6	2875	2	2909	28	3037	3	3089	25	3123	6	3157	13
2728	25	2764	7	2802	13	2837	7	2876	2	2910	30	3038	4	3090	25	3124	7	3158	12
2729	25	2765	18	2803	13	2838	7	2877	2	2912	4	3040	28	3091	24	3125	6	3159	12
2730	25	2766	19	2804	14	2840	7	2878	2	2913	24	3041	27	3092	24	3126	6	3160	13

RESTRICTED

RESTRICTED

AIRCRAFT JACKS AND LIFTING TACKLE

INDEX TO REFERENCE NUMBERS

SECTION 4Q—cont.

Ref. No.	Page No.	Ref. No.	Page No.	Ref. No.	Page No.	Ref. No.	Page No.	Ref. No.	Page No.	Ref. No.	Page No.	Ref. No.	Page No.	Ref. No.	Page No.	Ref. No.	Page No.
3161	24	3193	34	3224	32	3255	32										
3162	25	3194	34	3225	33	3256	32										
3163	28	3195	35	3226	33												
3164	27	3196	34	3227	33												
3165	27	3197	34	3228	33												
3166	28	3198	33	3229	33												
3167	19	3199	33	3230	33												
3168	18	3200	33	3231	33												
3169	18	3201	33	3232	33												
3170	25	3202	33	3233	33												
3171	31	3203	33	3234	33												
3172	19	3204	32	3235	33												
3173	25	3205	32	3236	34												
3174	24	3206	32	3237	34												
3175	24	3207	32	3238	34												
3177	27	3208	32	3239	34												
3178	24	3209	32	3240	32												
3179	33	3210	33	3241	32												
3180	34	3211	32	3242	32												
3181	34	3212	32	3243	32												
3182	34	3213	33	3244	32												
3183	34	3214	33	3245	32												
3184	34	3215	33	3246	32												
3185	34	3216	32	3247	32												
3186	34	3217	33	3248	32												
3187	34	3218	32	3249	32												
3188	34	3219	32	3250	32												
3189	34	3220	33	3251	32												
3190	34	3221	33	3252	31												
3191	34	3222	32	3253	35												
3192	34	3223	33	3254	27												

RESTRICTED

Issued with A/L 257

**AIR PUBLICATION 1086
BOOK 15
SECOND EDITION**

SECTION 4S

MOBILE AIR CONDITIONING EQUIPMENT

**ITEMS UNDER SECTION 4S
ARE COVERED BY VOTE 7F.1(a)**

RESTRICTED

VOCABULARY OF ROYAL AIR FORCE EQUIPMENT
MOBILE AIR CONDITIONING EQUIPMENT
SECTION 4S
(4th February, 1966)

Ref. No.	Nomenclature	Detail	Drawing No. or Part No.	No. Off	Class of Store	Denom. of Qty.
1	2	3	4	5	6	7
249	AIR CONDITIONING INSTALLATION— Type JM.100, No. 51				A	each
	Spares—					
506	Ball chain assembly	C/w knob and end attachment (containing Ref. No. 507).	132/1132/5		C	"
504	Bar, grille, removal	175/1132/7		C	"
528	Block, terminal	126/1132/5		C	"
516	Capacitor, 7uF.. .. .	Terminal type	144/1132/6		C	"
517	Capacitor, 15uF	Terminal type	147/1132/6		C	"
518	Capacitor, 160 uF	C/w leads	151/1132/6		C	"
502	Casing, top	(Pt. No. R.A.C. 1124)	158/1132/7		B	"
	Compressors—					
527	Motor, replacement, Type B.1616	C/w fittings	77/1132/3		A	"
525	Start, relay	Type Y.21A1 or TS.1831	T/135		C	"
526	Thermal overload protector..	T/136		C	"
508	Door, fresh air	C/w air seal	112/1132/4		C	"
509	Frame, filter assy.	102/1132/4		B	"
503	Grille assy. facia	168/1132/7		B	"
505	Grille assy. rear	180/1132/7		B	"
521	Impeller, fan, 12 in. evaporator	70/1132/2		C	"
520	Impeller, fan, 15 in. condenser	96/1132/4		C	"
507	Knob, ball chain	(Pt. No. R.A.C. 1141)	131/1132/5		C	"
511	Lampholder, S.D.C.	Bakelite	119/1132/5		C	"
					A/L	257

RESTRICTED

RESTRICTED

MOBILE AIR CONDITIONING EQUIPMENT

SECTION 4S—cont.

1	2	3	4	5	6	7
	AIR CONDITIONING INSTALLATION—cont.					
	Type JM.100, No. 51—cont.					
	Spares—cont.					
519	Motor, fan, 0-08 h.p.	C/w 3 mfd. capacitor	93/1132/4	—	A	each
522	Mounting, resilient, 1½ in. × 1½ in. × ⅜ in. B.S.F.	Set of 4	75/1132/3	—	C	set
512	Pin, hinge, fresh air door		114/1132/4	—	C	each
523	Resistor, single tube, wire wound	For use with 60 c/s units	154/1132/6	—	C	pairs
510	Screen, air filter, nylon		109/1132/4	—	C	each
513	Screw, wire, insect excluder		60/1132/2	—	C	"
514	Switch, control		133/1132/5	—	C	"
515	Switch, light, 250 volt, 1 amp		129/1132/5	—	C	"
524	Wiring harness assy.		141/1132/6	—	B	"
539	AIR CONDITIONING UNIT, 8 ton capacity—	For CPN—4		1	A	"
	Spares—					
564	Aerosol, for re-spraying air filter			1	C	"
—	Bearing, fan motor, 3 h.p.	Type BRL.030 (2A/9500055) and BRL.025 (2A/9500054)		1 set	—	—
—	Bearing, for compressor motor, 15 h.p.	Type BRL.035 (2A/9500056) and BRM.045 (16D/441).		1 set	—	—
—	Bearing, for No. 3 MVA2 fan	Type MS.12 (2A/0501303 and RMS.12 (2A/9500531)		1 set	—	—
561	Belt, transmission power grip		900 H150	1	B	each
562	Belt, transmission power grip		750 H075	1	B	"
574	Box, storage, for spares			1	A	"
	Cartridge fuse links, H.R.C.—					
567	For 3 h.p. motor, TIA20			1	C	"
568	For 15 h.p. motor, TIA30			1	C	"
569	For 8 k.w. heater TIA15			1	C	"
571	For control circuits			1	C	"
572	For crank case heater, TIA4			1	C	"
573	For neon indicator lamp			1	C	"
570	For solenoid valve, TIA2			1	C	"
558	Gland assy, compressor			1	B	"

RESTRICTED

RESTRICTED

MOBILE AIR CONDITIONING EQUIPMENT

SECTION 4S—cont.

1	2	3	4	5	6	7
	AIR CONDITIONING UNIT, 8 ton capacity -cont.					
	Spares—cont.					
559	Joint, compressor		1	C	set
579	Plate assy. compressor valve, L/H valve		1	B	each
554	Plate assy. compressor valve, R/H valve		1	B	"
556	Spring, delivery valve, compressor		6	C	"
565	Thermostat, Type A.C.S.	MacLaren		1	B	"
555	Valve, delivery, compressor		3	B	"
575	Valve, expansion		1	A	"
557	Valve section, compressor		3	B	"
	AIR CONDITIONING UNITS—					
9433951	Type 52, Mark 1	Single phase without heater box			A	"
2002332	Type 52, Mark 2A	Three phase without heater box			A	"
2002333	Type 52H, Mark 2A	Three phase with heater box			A	"
2002335	Type 52H, Mark 2B			A	"
	Spares—					
1030229	Capacitor, 4 mfd., 500 V.	} For single phase units only	T.C.C. S.10353	1	B	"
535	Capacitor, 10 mfd.		S/55/2/58	1	B	"
542	Capacitor, 35 mfd. 440V.		S/55/2/59	1	B	"
600	Capacitor, 160 mfd.		S/55/2/57	1	B	"
602	Capacitor, P.F. corrector, 1 K.V.A.	} For three phase units only	S/55/4/14	1	B	"
610	Cut-out thermal, 5 amp 250V., 75°C ±2°	} For single and three phase units	'Otter Pup' XX	1	B	"
1005578	Cut-out thermal (circuit breaker)	} For single phase unit only	CRM.40JX	1	B	"
601	Cut-out thermal (circuit breaker)	} For three phase units only	CRM.36JX	1	B	"
609	Element, heater	} For single and three phase units	S/55/3/5	6	B	"
2000676	Fan, axial, 15 in. o/d.		S/55/2/49	1	B	"
2000897	Filter, air		S/55/2/81	2	C	"
2000671	Grille, front metal		S/55/2/82	2	C	"
607	Heater box assy. complete	} For three phase units only	S/55/3/4	1	A	"
608	Heater box assy. complete	} For single phase units only	S/55/3/3	1	A	"
2000643	Impeller, 6½ in. o/d.		S.55/2/45	1	B	"
2007747	Impeller, 7½ in. o/d.		} For three phase units only	S/55/3/13	1	B
					A/L	257

RESTRICTED

RESTRICTED

MOBILE AIR CONDITIONING EQUIPMENT

SECTION 4S—cont.

1	2	3	4	5	6	7
	AIR CONDITIONING UNITS—cont.					
	Types 52 and 52H—cont.					
	Spares—cont.					
1005494	Motor, single phase, 200/250V, 0-23 h.p. at 1400 r.p.m., 50 c.p.s.	} For single phase units only	SR/524. BE.25	1	A	each
603	Motor, 2 speed, single phase, 0-27 h.p. at 1400 r.p.m., 200/250V.		Frame Sq. 39D	1	A	..
604	Motor, 2 speed, three phase, 400/440V, 0-22 h.p. at 1420 r.p.m.		For three phase units only.	S/55/4/18	1	A
1009143	Mounting, flexible, Barrymount	For single and three phase units	C.B.C.1010	4	C	..
605	Plug, fixed, 9 pole	For single phase units only	2CZ/84700	1	B	..
606	Plug, fixed, 26 pole	For three phase units only	3100E/28/12P	1	B	..
599	Relay, start	For single phase units only	S/55/2/48	1	C	..
2007991	Washer, non-metallic	For single and three phase units	S/55/2/48	1	C	..
501	Type 54, Mark 1				A	..
	Spares—					
—	Bearing, ball	Reference 2A/9500025		2	—	—
—	Bearing, ball	Reference 2A/9500078		2	—	—
—	Cable, electric, dusheathground, 37 amp	Reference 5E/2976		17 yds	—	—
595	Cap, flexible ducting holder		FV.377223	3	B	each
596	Connector, flexible ducting		FV.377224	2	B	..
586	Cover, P.V.C. complete	For condenser ends	FV.377196	2	B	..
597	Cover, supply and return air apertures		FV.377265	2	B	..
585	Deflector		FV.377216	4	C	..
587	Ducting, flexible, 12 in. dia. × 5 ft. long	C/w end clamps		2	B	lgth
588	Ducting, flexible, 12 in. dia. × 7 ft. long	C/w end clamps		2	B	..
591	Escutcheon, plate	C/w push buttons	GAC.141/H. Inset	1	B	each
590	Filter, metal		RAC.1420	2	C	..
589	Filter, nylon		FV.377176	1	C	..
—	Fuse, 3 amp. cartridge, 1¼ in. × ¼ in. glass	Reference 10H/9118321		4	—	—
—	Fuse, 10 amp. cartridge, 1¼ in. × ¼ in. glass	Reference 10H/9402085		4	—	—
584	Handle, unit, withdrawal		FV.377215	8	C	each
594	Holder, flexible ducting		FV.377222	3	B	..
—	Holder, fuse	Reference 10H/0590101 or 10/0590100		8	—	—
593	Joint, flexible ducting, 12 in. dia.		FV.377221	2	B	each
—	Plug, 2 pole, 50 amp, 250V.	Reference 5A/2199		1	—	—

RESTRICTED

RESTRICTED

MOBILE AIR CONDITIONING EQUIPMENT

SECTION 4S—cont.

1	2	3	4	5	6	7
	AIR CONDITIONING UNITS—cont.					
	Type 54, Mark 1—cont.					
	Spares—cont.					
—	Plug, 2 pole, 50 amp, 500V.	Reference 5A/4145		1	—	—
—	Plug, 3-pole, 50 amp, 250V.	Reference 5A/2555		1	—	—
—	Plug, 4-pole, 25 amp, 500V.	Reference 5A/2392		1	—	—
592	Push button unit		EAC.165/0	2	B	each
—	Rod, earth, Type 5	Reference 10B/18535		1	—	—
—	Socket, 2-pole, 50 amp, 250V.	Reference 5A/2712		1	—	—
533	Type 54, Mark 2				A	each
	Spares—					
—	Air conditioning unit, Type 52H, Mark 2 . .	Ref. No. 2002333		4	—	—
619	Awning		FV.571923	1	B	each
620	Clip assembly.		FV.571910	8	C	—
—	Nut, wing, ¼ in. U.N.F., brass	Reference 28M/9449030		1	—	—
621	End-frame, folding		FV.571904	2	B	each
266	Pin, quick release		FV.571912	16	C	—
	Poles, awning—					
624	End, 77-75 in.		FV.571913	2	B	—
625	Roof, 76-75 in.		FV.571909	4	B	—
622	Side, 38-375 in.		FV.571914	2	B	—
623	Side, 76-75 in.		FV.571914	2	B	—
—	Box, control	Reference 5CZ/9447449		1	—	—
—	Block, terminal 5-way	Reference 5CZ/7619		2	—	—
—	Block, terminal, 10-way	Reference 5CZ/-		1	—	—
—	Contact, 440V., 50 amp, 3-pole	Reference 10E/9455490		1	—	—
—	Coil, 240V., 5 c.p.s.	Reference 5P/3690		1	—	—
628	Connector, flexible ducting		FV.571927	1	B	each
626	Cover	Supply/return air apertures	FV.571861	2	B	—
627	Cover	Condenser ends	FV.571894	2	B	—
—	Deflector	Ref. No. 585		4	—	—
—	Ducting, flexible, 12 in. dia. × 5 ft.	Ref. No. 587		2	—	—
—	Ducting, flexible, 12 in. dia. × 7 ft.	Ref. No. 588		2	—	—
—	Extinguisher, fire	Reference 53Y/9429586		1	—	—
—	Bracket	Reference 53Y/16		1	—	—

RESTRICTED

RESTRICTED

MOBILE AIR CONDITIONING EQUIPMENT

SECTION 4S—cont.

1	2	3	4	5	6	7
	AIR CONDITIONING UNITS—cont.					
	Type 54, Mark 2—cont.					
	Spares—cont.					
630	Eye, nut, swivel assy.	FV.571898	8	C	each
274	Fastener, turn button..		16	C	"
—	Filter, nylon, fresh air	Ref. No. 589		1	—	—
631	Handle unit, withdrawal	FV.571886	8	C	each
629	Holder, flexible ducting	FV.571900	2	B	"
—	Cap, ducting holder	Ref. No. 595		2	—	—
632	Ring, rubber, 1½ in. i/d.	FV.377261	2	C	each
—	Storage compartment—					
—	Clip, Terry, Type 257	Reference 28E/10054		4	—	—
634	Strap, securing, 1 in. × 18 in.	FV.377243	6	C	each
633	Strap, securing, 1 in. × 42 in.	FV.377242	4	C	"
635	Strap, securing, 1½ in. × 72 in.	FV.571901	2	C	"
	Spares—					
—	Clip, Terry, Type 80	Reference 28E/1008744		4	—	—
267	Handle	FV.377260	2	C	each
269	Hinge, L.H.	FV.571897	2	C	each
268	Hinge, R.H.	FV.571896	6	C	"
270	Lock	Slam, 3¼ in. × 3 in.		2	B	"
271	Lock	Budget		1	B	"
272	Escutcheon		1	C	"
273	Key		1	C	"
	Spares—					
—	Cable, electric, single core	Reference 5E/4947		50 ft.	—	—
—	Cable, electric, 4 core	Reference 5E/4891		50 ft.	—	—
—	Socket, 4-pole, 500V., 25 amp	Reference 5A/2393		1	—	—
—	Cable, electric, 25 core	Reference 5E/9100045		18 ft.	—	—
636	Cable harness	No. 1 A/C unit	FV.511416	1	B	each
637	Cable harness	No. 2 A/C unit	FV.511420	1	B	"
638	Cable harness	No. 3 A/C unit	FV.511421	1	B	"
639	Cable harness	No. 4 A/C unit	FV.511422	1	B	"
	Control panel assembly—					
640	Button, push	FV.506388	7	C	"
641	Spring	FV.486572	7	C	"

RESTRICTED

RESTRICTED

MOBILE AIR CONDITIONING EQUIPMENT

SECTION 4S—cont.

1	2	3	4	5	6	7
	AIR CONDITIONING UNITS—cont.					
	Type 54, Mark 2—cont.					
	Spares—cont.	For Electrical System				
	Control panel assembly—cont.					
—	Circuit breaker, 500V., 60 amp	Reference 5A/4991. Without weatherproof case		1	—	—
—	Contactor, 440V., 50 amp, 3-pole	Reference 10F/9455490		1	—	—
618	Fan unit, 15 in., axial	FV.571879	1	A	each
30	Gasket, seal		2	C	..
275	Impeller	APDB/1/6/21° RT		1	—	..
276	Motor, 1 h.p., 400/440V., 2 phase	50 cps., 3000 r.p.m. Special mountings ..		1	A	each
—	Bearing, ball	Reference 2A/9500052		2	—	—
277	Fan unit, contra-rotating	FV.571869	1	A	each
278	Gasket	FV.571877	2	—	—
279	Impeller	APDB/1/6/18° Front		1	C	each
280	Impeller	APDB/1/6/14½ in. Rear		1	C	..
281	Motor, 0.66 h.p., 400/440V., 3-phase ..	5 cps., 3000 r.p.m. Special mountings ..		2	A	..
—	Fuse, 2 amp	Reference 10H/0590110		13	—	—
—	Fuse, 5 amp	Reference 10H/0590112		13	—	—
—	Fuse, 7 amp	Reference 10H/0590113		12	—	—
282	Heater, overload	16764/WXA	12	C	each
283	Heater, overload	16764/WCA	3	C	..
284	Heater, overload	16764/WDA	6	C	..
—	Lamp, neon standard, 65V., A.C.	Reference 5L/9969215		65	—	—
—	Plug, 4-pole, 25 amp., 500V.	Reference 5A/2392		1	—	—
—	Plug, fixed, 26-pole	Ref. No. 606		1	—	—
285	Switch, operating, handle, E.L.C.B.		1	C	each
286	Switch, push button, E.L.C.B. test		1	C	..
—	Switch, push button, start	Reference 10F/789		1	—	—
—	Switch, push button, stop	Reference 10F/790		1	—	—
—	Switch, rotary, 4 position	Reference 5A/4989		1	—	—
—	Switch, rotary, 5 position	Reference 5A/4990		1	—	—
1049250	Type 55, Mark 2	U.0795	—	A	each
	Spares—					
2008463	Controls, A.C.U.		1	A	..
2010098	Extension shaft	BAC. 3C25	—	B	..
					A/L	257

RESTRICTED

RESTRICTED

MOBILE AIR CONDITIONING EQUIPMENT

SECTION 48—cont.

1	2	3	4	5	6	7
	AIR CONDITIONING UNITS—cont.					
	Type 55, Mark 2—cont.					
	Spares—cont.					
2010019	Filter	BAC.3C66	—	C	each
2010020	Filter	AAC.3C32	—	C	..
2010151	Grille assembly	BAC.3B18	—	C	..
2010149	Grille assembly	BAC.3B19	—	C	..
2010148	Grille assembly	BAC.3B20	—	C	..
2010106	Impeller	CAC.3C2	1	B	..
	RADIO COOLING INSTALLATIONS—					
2	Type 2		—	A	..
4	Type 4		—	A	..
	Spares—					
201	Adaptor, $\frac{1}{8}$ in. Brigg \times $\frac{1}{4}$ in. flare		—	C	..
209	Adaptor, bottle to $\frac{1}{4}$ in. pipe	Complete with lead washers		—	C	..
20	Air duct (container body)		—	A	..
132	Belt, vee, $\frac{3}{16}$ in. \times $\frac{7}{16}$ in. \times 54 in. inside length	Matched pairs		—	C	pair
62	Block, condenser		—	C	each
56	Block, evaporator		—	C	..
	Spares—					
57	Valve, expansion	Thermostatic		—	C	..
83	Block, terminal		—	C	..
217	Box, suction		—	B	..
203	Box, tool	Hardwood		—	B	..
69	Cap, sealing, $\frac{3}{8}$ in. S.O. valve		—	C	..
67	Cap, sealing, $\frac{3}{8}$ in. S.O. valve		—	C	..
214	Casing, fixed	For centrifugal fan		—	C	..
215	Casing, removable	For fan		—	C	..
	Clutch and pulling assy.—	Twin-vee pulleys with centrifugal clutch				
129	$4\frac{1}{2}$ in. pitch	Ferodo lined set of 3 in linen bag		—	A	..
130	$5\frac{1}{2}$ in. pitch		—	A	..
84	Key, retaining		—	C	..
131	Shoe, centrifugal clutch		—	B	set
98	Compound, sealing		—	C	each

RESTRICTED

RESTRICTED

MOBILE AIR CONDITIONING EQUIPMENT

SECTION 4S—cont.

1	2	3	4	5	6	7
	RADIO COOLING INSTALLATIONS—cont.					
	Type 2 and 4—cont.					
	Spares—cont.					
236	Conduit, flexible	Starter to motor		—	C	each
74	Container, gas	10 lb. Freon 12		—	B	"
143	Cover, canvas		—	B	"
219	Cover, filter		—	C	"
—	Cylinder, refrigerant C.C.L ₂ F ₂ , 56 lb. ..	Reference 71A/127		—	—	—
136	Duct, flexible, 10 in. dia., 3 ft. 6 in. long complete.	For Radio Cooling Installation, Type 2 only		—	A	each
	Spares—					
142	Circlip		—	C	"
139	Duct, canvas		—	B	"
141	Piece, elbow		—	C	"
140	Piece, matching		—	C	"
135	Duct, flexible, 10 in. dia. 5 ft. long ..	For Radio Cooling Installation, Type 2 only		—	A	"
	Spares—					
—	Circlip	Ref. No. 142		—	—	—
138	Duct, canvas		—	B	each
—	Piece, elbow	Ref. No. 141		—	—	—
—	Piece, matching	Ref. No. 140		—	—	—
104	Element, copper		—	C	"
216	Fan, centrifugal	Runner, 9½ in.		—	B	"
220	Fan, propeller	Condenser		—	B	"
133	Filter, air	Cleanable element, 6 in. × 10 in. × ¾ in. thick		—	C	"
147	Kit, cleaning	For Ref. No. 133. Consisting of washing tray in canvas bag, and 2 gall. can of coating fluid. Manufactured locally.		—	A	"
63	Filter, dryer	Superseded by Reference 4F/2256 Dryer ..		—	A	"
218	Filter, frame		—	C	"
70	Gasket, sealing, ¾ in. S.O. valve		—	C	"
68	Gasket, sealing, ⅝ in. S.O. valve		—	C	"
86	Gauge, compound		—	C	"
87	Gauge, pressure		—	C	"
					A/L	257

RESTRICTED

RESTRICTED

MOBILE AIR CONDITIONING EQUIPMENT

SECTION 4S—cont.

1	2	3	4	5	6	7
	RADIO COOLING INSTALLATIONS—cont.					
	Type 2 and 4—cont.					
	Spares—cont.					
	Grilles—					
77	Compressor side			C	each
79	Condenser end			C	"
78	Condenser side			C	"
76	Starter side			C	"
75	Top			B	"
94	Key, Allen, $\frac{5}{16}$ in.			C	"
93	Key, Allen, $\frac{3}{8}$ in.			C	"
223	Key, centrifugal fan			C	"
92	Key, ratchet, valve			C	"
103	Lamp, test			C	"
91	Line, charging			C	"
90	Line, gauge			C	"
121	Motor, 3 h.p. single phase, 230 V. 50 cycles, 1,450 r.p.m.	Repulsion-induction with double extension shafts marked '1-P.H.' For Radio Cooling Installation, Type 2 only.			A	"
	Spares—					
146	Brush, carbon			C	Set of 2
81	Holder, brush assy.			C	each
82	Nipple, grease			C	"
80	Spring, brush			C	"
	Nut, flare—					
109	$\frac{1}{2}$ in. pipe			C	"
64	$\frac{1}{2}$ in. pipe			C	"
212	$\frac{1}{2}$ in. pipe			C	"
65	$\frac{1}{2}$ in. pipe			C	"
	Nut, steel, hexagon, B.S.F., $\frac{3}{4}$ in.	Reference 29A/2802. For centrifugal fan				"
202	Plug, $\frac{1}{8}$ in. Briggs			C	each
	Plug, flare—					
111	$\frac{1}{8}$ in. pipe				"
112	$\frac{1}{8}$ in. pipe			C	"
113	$\frac{1}{8}$ in. pipe			C	"
114	$\frac{1}{8}$ in. pipe			C	"

RESTRICTED

RESTRICTED

MOBILE AIR CONDITIONING EQUIPMENT

SECTION 48—cont.

1	2	3	4	5	6	7
	RADIO COOLING INSTALLATIONS—cont.					
	Type 2 and 4—cont.					
	Spares—cont.					
58	Receiver, liquid	Complete		—	A	each
	Spares—					
61	Gasket	Sight Glass		—	C	”
60	Sight, glass	C/w gasket		—	C	”
59	Valve, shut-off		—	C	”
225	Screw, retaining	For fan propeller condenser		—	C	”
221	Shroud, fan		—	C	”
105	Sleeve, outer		—	C	”
106	Spigot		—	C	”
123	Starter, contactor type, 3 wire	Fitted with 230V. 50 cycles, operating coil, and 2 overload heater coils, marked '1-P.H.' For Radio Cooling Installation, Type 2 only.		—	A	”
	Spares—					
125	Coil	Contactor, operating, coloured yellow		—	C	”
127	Coil	Heater, overload, in linen bag tapped '14 amps'		—	C	Set of 2
234	Disc	Overload calibration		—	C	each
231	Overload assy. 2 phase, 230 Volt		—	C	”
226	Push-button assy.	Start		—	C	”
227	Push-button assy.	Stop		—	C	”
230	Shield, arc		—	C	”
228	Shoe, contact fixed		—	C	”
229	Shoe, contact moving		—	C	”
232	Spring, contact flat		—	C	”
233	Spring, hold out		—	C	”
95	Thermometer—20°F, to ±100°F.		—	A	”
	Thimble, dead-end—					
115	$\frac{1}{4}$ in. pipe		—	C	”
116	$\frac{3}{8}$ in. pipe		—	C	”
117	$\frac{1}{2}$ in. pipe		—	C	”
118	$\frac{3}{4}$ in. pipe		—	C	”
96	Tool, flaring, complete		—	A	”
239	Tray		—	C	”

RESTRICTED

RESTRICTED

MOBILE AIR CONDITIONING EQUIPMENT

SECTION 4S—cont.

1	2	3	4	5	6	7
	RADIO COOLING INSTALLATIONS—cont.					
	Type 2 and Type 4—cont.					
	Spares—cont.					
97	Tube, cutter		—	C	each
	Tubing, soft, copper—					
204	1 in.	Dehydrated and sealed			C	"
205	in.	Dehydrated and sealed			C	"
72	in. o/d.	Dehydrated and sealed			C	"
206	in.	Dehydrated and sealed			C	"
213	in. o/d.	Radio Cooling Installation, Type 2 only			C	"
207	in.	Dehydrated and sealed			C	"
73	in. o/d.	Dehydrated and sealed			C	"
119	Union, in. × in. flare			C	"
120	Union, in. × in. flare			C	"
88	Union, gauge			C	"
89	Union, gauge			C	"
224	Valve, centrifugal fan..			C	"
66	Valve, packless			C	"
71	Wheel assy. hand	1/8 in. flare			C	"

RESTRICTED

RESTRICTED
12

MOBILE AIR CONDITIONING EQUIPMENT

SECTION 48—cont.

INDEX TO REFERENCE NUMBERS

NOTE—For action in regard to items in the N.A.T.O. referencing system see D.C.I. S/33/1966

Ref. No.	Page No.	Ref. No.	Page No.	Ref. No.	Page No.	Ref. No.	Page No.	Ref. No.	Page No.	Ref. No.	Page No.	Ref. No.	Page No.	Ref. No.	Page No.	Ref. No.	Page No.	Ref. No.	Page No.
2	8	84	8	127	11	220	9	281	7	527	1	590	4	630	6				
4	8	86	9	129	8	221	11	282	7	528	1	591	4	631	6				
20	8	87	9	130	8	223	10	283	7	533	5	592	5	632	6				
30	7	88	12	131	8	224	12	284	7	535	3	593	4	633	6				
56	8	89	12	132	8	225	11	285	7	539	2	594	4	634	6				
57	8	90	10	133	9	226	11	286	7	542	3	595	4	635	6				
58	11	91	10	135	9	227	11	501	4	554	3	596	4	636	6				
59	11	92	10	136	9	228	11	502	1	555	3	597	4	637	6				
60	11	93	10	138	9	229	11	503	1	556	3	599	4	638	6				
61	11	94	10	139	9	230	11	504	1	557	3	600	3	639	6				
62	8	95	11	140	9	231	11	505	1	558	2	601	3	640	6				
63	9	96	11	141	9	232	11	506	1	559	3	602	3	641	6				
64	10	97	12	142	9	233	11	507	1	561	2	603	4						
65	10	98	8	143	9	234	11	508	1	562	2	604	4						
66	12	103	10	146	10	236	9	509	1	564	2	605	4						
67	8	104	9	147	9	239	11	510	2	565	3	606	4						
68	9	105	11	201	8	249	1	511	1	567	2	607	3						
69	8	106	11	202	10	266	5	512	2	568	2	608	3						
70	9	109	10	203	8	267	6	513	2	569	2	609	3						
71	12	111	10	204	12	268	6	514	2	570	2	610	3						
72	12	112	10	205	12	269	6	515	2	571	2	618	7						
73	12	113	10	206	12	270	6	516	1	572	2	619	5						
74	9	114	10	207	12	271	6	517	1	573	2	620	5						
75	10	115	11	209	8	272	6	518	1	574	2	621	5						
76	10	116	11	212	10	273	6	519	2	575	3	622	5						
77	10	117	11	213	12	274	6	520	1	579	3	623	5						
78	10	118	11	214	8	275	7	521	1	584	4	624	5						
79	10	119	12	215	8	276	7	522	2	585	4	625	5						
80	10	120	12	216	9	277	7	523	2	586	4	626	5						
81	10	121	10	217	8	278	7	524	2	587	4	627	5						
82	10	123	11	218	9	279	7	525	1	588	4	628	5						
83	8	125	11	219	9	280	7	526	1	589	4	629	6						

A/I. 257

RESTRICTED

13

RESTRICTED

INDEX TO REFERENCE NUMBERS

SECTION 4S—cont.

Ref. No.	N.A.T.O. Group/Class	Old Ref. No.	Page No.	Ref. No.	N.A.T.O. Group/Class	Old Ref. No.	Page No.	Ref. No.	N.A.T.O. Group/Class	Old Ref. No.	Page No.
1005494	6105		4								
1005578	5925		3								
1009143	5340	598	4								
1030229	5910	553	3								
1049250	4120		7								
2000643	4140		3								
2000671	4130		3								
2000676	4140		3								
2000897	4120		3								
2002332	4120		3								
2002333	4120		3								
2002335	4120		3								
2007747	4130		3								
2007991	5330		4								
2008463	4120		7								
2010019	4130		8								
2010020	4130		8								
2010098	6150		7								
2010106	4130		8								
2010148	4130		8								
2010149	4130		8								
2010151	4130		8								
9433951	4120	529	3								

RESTRICTED

RESTRICTED

RESTRICTED

Issued with A/L 204

**AIR PUBLICATION 1086
BOOK 15
SECOND EDITION**

**SECTION 4T
PREFABRICATED CONSTRUCTIONAL
EQUIPMENT (BASIX)**

**Items under Section 4T
are covered by
VOTE 7G.3**

RESTRICTED

VOCABULARY OF ROYAL AIR FORCE EQUIPMENT
PREFABRICATED CONSTRUCTIONAL EQUIPMENT (BASIX)

SECTION 4T
(16th June, 1961)

RESTRICTED

RESTRICTED

Ref. No.	NOMENCLATURE	DETAIL	Drawing No. or Part No.	No. Off	Class of Store	Denom. of Qty.
1	2	3	4	5	6	7
	STANDARD COMPONENTS:—	To be demanded in accordance with A.P. 4549A, Book 1, Vol. 1 and Vol. 6.				
	Angles:—		GM/—			
273	Support jib		B/4627	—	A	each
274	Support jib		B/4628	—	A	"
275	Support jib		B/4629	—	A	"
276	Support jib		B/4630	—	A	"
152	Arms towing		9032	—	A	"
421	Attachments cable assembly		B/8495	—	B	"
237	Beam assemblies main		10651	—	A	"
	Beams:—					
174	4 ft. 8 in.		7412	—	A	"
173	6 ft.		7411	—	A	"
172	10 ft. 8 in.		7410	—	A	"
417	Belts safety Q.R.		A/8465	—	B	"
	Blocks:—					
298	Buffer, wooden		A/4700	—	B	"
440	Buffer, wooden		B/8541	—	B	"
409	Buffer, wooden		B/8434	—	B	"

PREFABRICATED CONSTRUCTIONAL EQUIPMENT (BASIX)

SECTION 4T—cont.

Handwritten initials: H 239

1	2	3	4	5	6	7
	STANDARD COMPONENTS—cont.	To be demanded in accordance with A.P. 4549A, Book 1, Vol. 1 and Vol. 6.	GM/: —			
	Boards:—					
414	Kicking	A/8462	—	A	each
415	Kicking	A/8463	—	B	"
416	Kicking	A/8464	—	B	"
	Bolts:—					
	Roundhead:—					
436	$\frac{7}{16}$ in. U.N.F. \times $1\frac{1}{2}$ in. long	For Floors	A/8540-B	—	C	doz.
435	$\frac{7}{16}$ in. U.N.F. \times $2\frac{1}{2}$ in. long	For Struts	A/8540-A	—	C	"
489	Bracket lifting assemblies	C/8665	—	C	each
	Brackets:—					
127	Angle	28920	—	C	"
424	Roller, elect. cable	B/8498/N	—	C	"
140	Tread	28924	—	C	"
	Buffers:—					
155	Long	28938A	—	C	"
156	Short	28938B	—	C	"
270	Castor unit assemblies	C/4670/S	—	A	"
319	Castor unit assemblies fixed	C/6602	—	A	"
282	Chain assemblies	B/4631	—	A	"
322	Channels	B/4656	—	A	"
175	Cord lacing	—	C	yd.
	Covers:—					
178	End panel	9029	—	A	each
179	Roof panel	10616	—	A	"
176	Side panel, left hand	9026	—	A	"
177	Side panel, right hand	9027	—	A	"
	Diagonals:—					
117	5-hole	7416C	—	A	"
116	8-hole	7416B	—	A	"
180	$40\frac{1}{2}$ in.	7416G	—	A	"
181	44-7 in.	7416H	—	A	"
182	50-4 in.	7416J	—	A	"

RESTRICTED

RESTRICTED

PREFABRICATED CONSTRUCTIONAL EQUIPMENT (BASIX)

SECTION 4T—cont.

1	2	3	4	5	6	7
	STANDARD COMPONENTS—cont.	To be demanded in accordance with A.P. 4549A, Book 1, Vol. 1 and Vol. 6—cont.	GM/: —			
	Diagonals—cont.					
115	Frame, half		7416F	—	A	each
112	Frame, large		7416D	—	A	“
113	Frame, standard		7416A	—	A	“
114	Frame, three-quarter		7416E	—	A	“
269	Eye bolt and hook assemblies		A/4653	—	A	“
162	Eye bolts		28925	—	A	“
291	Floor assemblies	Removable	B/4684	—	A	“
	Floors, non-slip:—					
439	Large, 33 $\frac{7}{8}$ in. \times 33 $\frac{7}{8}$ in.		C/8534	—	A	“
438	Small, 33 $\frac{7}{8}$ in. \times 17 $\frac{7}{8}$ in.		C/8533	—	A	“
490	Fork, pick up, assemblies		9062	—	A	“
	Formers:—					
191	Wooden		9054/A	—	A	“
192	Wooden		9054/B	—	A	“
193	Wooden		9054/C	—	A	“
194	Wooden		9054/D	—	A	“
195	Wooden		9054/E	—	A	“
196	Wooden		9054/F	—	A	“
197	Wooden		9054/G	—	A	“
198	Wooden		9054/H	—	A	“
199	Wooden		9054/J	—	A	“
	Frames:—					
104	Half		9031/D	—	A	“
101	Large		9031/A	—	A	“
102	Standard		9031/B	—	A	“
419	Standard, weight ballast		C/8467	—	A	“
103	Three-quarter		9031/C	—	A	“
233	Guards, chain assembly		B/4662	—	A	“
336	Guards, chain assembly		B/4673	—	A	“
	Guides, channel:—					
265	1 frame		C/4635	—	A	“
268	2 frame		C/4634	—	A	“
266	4 frame		C/4632	—	A	“

RESTRICTED

RESTRICTED

Issued with A/I 204 to A.P. 1086, Book 15, Second Edition

PREFABRICATED CONSTRUCTIONAL EQUIPMENT (BASIX)

AK 229

SECTION 4T—cont.

1	2	3	4	5	6	7
	STANDARD COMPONENTS—cont.	To be demanded in accordance with A.P. 4549A, Book 1, Vol. 1 and Vol. 6—cont.	GM/: —			
	Gussets:—					
123	6 hole ...		28918	—	C	each
124	8 hole ...		28917	—	C	"
281	Handles, clamp ...		A/4641	—	A	"
	Handrails:—					
128	3 tread ...		7409.Y	—	A	"
129	4 tread ...		7409.X	—	A	"
130	5 tread ...		7409.Z	—	A	"
288	Hinge assemblies ...		B/4674	—	A	"
420	Hook and chain assemblies ...		B/8468	—	A	"
410	Hoops safety ...		B/8372	—	C	"
	Keys B.S.K.:—					
504	1/4 in. R. x 2 in. long			—	A	"
287	Latches ...		B/4680	—	A	"
	Nuts:—					
491	Adjusting ...		7922	—	C	"
167	Stiff, 1/8 in., 20 U.N.F., Class 2B ...	29A.794.17650		—	C	doe.
	Panels:—					
398	Input, electrical ...		D/8137	—	A	each
158	Input, electrical ...		9036	—	A	"
159	Light plug ...		28940	—	A	"
238	Pick-up rod assemblies ...		7926	—	C	"
	Pin assemblies:—					
492	Locking... ...		A/8668	—	B	"
493	Locking... ...		A/8671	—	B	"
183	Pipes heater inlet assembly ...		9041	—	A	"
242	Pivot assemblies ...		9665	—	B	"
243	Plates ...		29797	—	C	"
285	Plates ...		A/4669	—	C	"
	Plates:—					
122	4 hole ...		28955	—	C	"
118	4 hole ...	Steel	28947	—	C	"
125	Angle, plan. 10 hole...		28919	—	C	"

RESTRICTED

RESTRICTED

PREFABRICATED CONSTRUCTIONAL EQUIPMENT (BASIX)

SECTION 4T—cont.

1	2	3	4	5	6	7
	STANDARD COMPONENTS—cont.	To be demanded in accordance with A.P. 4549A, Book 1, Vol. 1 and Vol. 6—cont.	GM/: —			
	Supports:—					
289	Removable floor	B/4681	—	4681	each
290	Removable floor	B/4682	—		"
188	Tubular, large	7432-A	—		"
189	Tubular, small	7432-E	—		"
	Treads:—					
	Floor, stair, non-slip:—					
437	33½ in. × 7½ in.	C/8532	—	A	"
302	Wooden, special	7438	—	A	"
320	Tube assemblies	B/4706	—	A	"
272	Tube assemblies	B/4644	—	A	"
190	Tubes, distance	29798	—	29798	"
	Wheel and jack combined assemblies:—					
145	Type A	10615	—	A	"
146	Type B	9046	—	A	"
147	Type C	9047	—	A	"
170	Wheels	6 in. diameter RTC, 6 RB "Flexello"		—	A	"
171	Wheels	10 in. diameter REX, 103RB "Flexello"		—	A	"
	Winches:—					
379	Type "CWM2"	B/4772	—	A	"

RESTRICTED

Issued with A/I, 204 to A.P. 1086, Book 15, Second Edition

RESTRICTED

PREFABRICATED CONSTRUCTIONAL EQUIPMENT (BASIX)

INDEX TO REFERENCE NUMBERS

SECTION 4T—cont.

Ref. No.	Page No.	Ref. No.	Page No.	Ref. No.	Page No.	Ref. No.	Page No.	Ref. No.	Page No.	Ref. No.	Page No.	Ref. No.	Page No.	Ref. No.	Page No.	Ref. No.	Page No.
101	3	143	5	190	7	276	1	412	6								
102	3	145	7	191	3	277	6	413	5								
103	3	146	7	192	3	279	5	414	2								
104	3	147	7	193	3	280	5	415	2								
105	6	151	5	194	3	281	4	416	2								
106	6	152	1	195	3	282	2	417	1								
107	6	153	5	196	3	283	3	419	3								
108	6	155	2	197	3	285	4	420	4								
109	6	156	2	198	3	286	5	421	1								
110	6	158	4	199	3	287	4	424	2								
111	6	159	4	200	5	288	4	430	5								
112	3	160	5	234	6	289	7	435	2								
113	3	162	3	235	6	290	7	436	2								
114	3	167	4	237	1	291	3	437	7								
115	3	169	6	238	4	292	5	438	3								
116	2	170	7	242	4	294	5	439	3								
117	2	171	7	243	4	295	5	440	1								
118	4	172	1	244	6	296	5	446	5								
119	5	173	1	246	6	297	5	448	5								
120	5	174	1	252	6	298	1	449	5								
121	5	175	2	256	6	299	6	451	5								
122	4	176	2	257	6	300	6	452	5								
123	4	177	2	264	5	301	6	453	5								
124	4	178	2	265	3	302	7	482	5								
125	4	179	2	266	3	319	2	489	2								
127	2	180	2	267	5	320	7	490	3								
128	4	181	2	268	3	321	6	491	4								
129	4	182	2	269	3	322	2	492	4								
130	4	183	4	270	2	335	6	493	4								
131	6	185	5	271	6	336	3	494	5								
132	6	186	6	272	7	379	7	495	5								
133	6	187	6	273	1	398	4	504	4								
140	2	188	7	274	1	409	1										
141	6	189	7	275	1	410	4										

RESTRICTED

RESTRICTED

RESTRICTED

Issued with A/L 204 to A.P. 1086, Book 15, Second Edition

9

**PERIODICAL INSPECTION OF EQUIPMENT
STORAGE CATEGORIES**

For details of different storage categories see A.P. 1086, Book 1, Second Edition, Memorandum of Instructions, Part 3.

PREFABRICATED CONSTRUCTIONAL EQUIPMENT (BASIX)

SECTION 4T

Unless specifically shown below all items in this sub-section have an indefinite shelf life under normal storage conditions and are therefore in category 4.

Generic Heading	Category	Periodicity of Inspection in *Temperate Climates	
		Packaged	Unpackaged

*For method of calculating periodicity of inspection in tropical climates see A.P. 1086, Book 1, Second Edition, Memorandum of Instructions, Part 3.

RESTRICTED

Issued with A/L 245.

**AIR PUBLICATION 108
BOOK 15,
SECOND EDITION**

SECTION 71A

**CYLINDERS AND CONTAINERS, COMPRESSED
AND LIQUIFIED GASES**

**Items under Section 71A
are covered by
VOTE 7 F. 5 A**

RESTRICTED

VOCABULARY OF ROYAL AIR FORCE EQUIPMENT
CYLINDERS AND CONTAINERS, COMPRESSED AND LIQUIFIED GASES

SECTION 71A

(4th August, 1965)

Ref. No.	NOMENCLATURE	DETAIL	Drawing No. or Part No.	Class of Store	Denom. of Qty.
1	2	3	4	5	6
	CONTAINERS:—				
	Liquid Nitrogen:—				
433	25 litres		A	each
	Liquid Oxygen				
214	25 litres		A	"
267	500 U.S. galls. tank	Fitted with re-condensing engine and vacuum pump		A	"
341	500 U.S. galls.	A.P.V. type		A	"
351	500 U.S. galls.	B.O.C. type		A	"
	Spares for Ref. Nos. 341 and 351	See A.P. 4765A, Vol. 3	Spec. A.M.8		
5	CRADLE ASSEMBLY, cylinder H.P., Mark 1 ..	Complete. To hold 30 cylinders (Ref. Nos. 29, 35, 37 or 41).	RDMT. 1227	A	"
	Spares:—				
7	Block, adjusting	Set comprises 4 links of 3 blocks each	AM/G.34	B	"
8	Block, centre	AM/G.35	B	"
6	Bolt, tensioning	AM/G.35	B	"
9	Clamp, cradle	AM/G.35	A	"
10	Cradle, bare	R.D.M.T.1227	B	"
12	Strap, cradle	With shoe only	AM/G.34	C	"
13	Strap, cradle	With shoe and buckle	AM/G.34	C	"
14	Strap, separating	6 ft. long	R.D.M.T.1227	C	"
15	Strap, separating	6 ft. 6 in. long	R.D.M.T.1227	C	"

RESTRICTED

RESTRICTED

1

CYLINDERS AND CONTAINERS, COMPRESSED AND LIQUIFIED GASES
SECTION 71A—*cont.*

1	2	3	4	5	6
	CYLINDERS, gas:—				
	† Acetylene:—				
17	10 cu. ft.	(Nato No. 9422179). C/w valve (Nato. No. 9426951)	BOG Drg. Nos. DA.1800 and DA.1117. DA.759	A	each
19	200 cu. ft.	(Nato No. 9422181). C/w valve		A	„
	† Argon:—				
189	35 cu. ft.	C/w valve, Ref. No. 220. (Nato No. 9426953) . . .		A	„
204	100 cu. ft.	C/w valve, Ref. No. 220 (Nato No. 9426953) and valve cap. Ref. No. 42 (Nato No. 9423225)		A	„
	† Carbon dioxide:—				
398	5 lb.	(Nato No. 9426910). C/w valve, Ref. No. 396 (Nato No. 9438345).	25503B	A	„
24	25 lb.	C/w valve, Ref. No. 187, syphon tube, Ref. No. 188, but without operating head.		A	„
308	25 lb.	C/w valve, Ref. No. 187, syphon tube, Ref. No. 307, but without operating head.		A	„
25	60 lb. Mark 1	C/w valve, Ref. No. 391, syphon tube, Ref. No. 180 and valve cap, Ref. No. 42 (Nato No. 9423225).		A	„
	† Compressed air:—				
269	Mark 6	(Nato No. 9431516). Working pressure 6,000 p.s.i., 20,100 litres (710 cu. ft.). C/w valve, Ref. No. 280 (Nato No. 9438346) and valve cap, Ref. No. 42 (Nato No. 9423225).	22441B	A	„
29	Mark 7A	Working pressure 4,000 p.s.i., 17,050 litres (605 cu. ft.) C/w valve, Ref. No. 220 (Nato No. 9426953) and valve cap, Ref. No. 42 (Nato No. 9423225).		A	„
199	Mark 12	(Nato No. 9422195). Working pressure 4,000 p.s.i., 17,050 litres (605 cu. ft.). C/w valve, Ref. No. 220 (Nato No. 9426953) and valve cap, Ref. No. 42 (Nato No. 9423225).		A	„
318	1 230 litres	(Nato No. 9438879) Working pressure, 1,980 p.s.i C/w valve, Ref. No. 319.	23809B	A	„
	Helium:—				
647	100 cu. ft.		A	„

RESTRICTED

RESTRICTED

†Reference Numbers are to be suffixed in accordance with Book I, Memorandum of Instructions, Part 2.

CYLINDERS AND CONTAINERS, COMPRESSED AND LIQUIFIED GASES

SECTION 71A—cont

1	2	3	4	5	6
	CYLINDERS, gas—cont.				
	†Hydrogen:—				
683	22 cu. ft.	Working pressure 1,980 p.s.i.	17519C	A	each
30	Mark 3	Working pressure 1980 p.s.i., 2830 litres (110 cu. ft.). C/w valve, Ref. No. 219 (Nato No. 9426958) and valve cap, Ref. No. 42 (Nato No. 9423225).		A	..
138	Mark 3	Working pressure 3,600 p.s.i., 5660 litres (200 cu. ft.) C/w valve, Ref. No. 219 (Nato No. 9426958) and valve cap. Ref. No. 42 (Nato No. 9423225).		A	..
35	Mark 7A	Working pressure 3,600 p.s.i. 14,400 litres (510 cu. ft.) C/w valve, Ref. No. 219 (Nato No. 9426958) and valve cap, Ref. No. 42 (Nato No. 9423225).		A	..
200	Mark 12	Detail as for Mark 7A (Ref. No. 35)		A	..
130	†Methyl Chloride:— 6½ lb.	C/w valve, Ref. No. 198 (Nato No. 9426959) and valve cap. Ref. No. 42 (Nato No. 9423225).		A	..
	Nitrogen:—				
36	Mark 3	Working pressure 1,980 p.s.i., 2830 litres (110 cu. f.t) C/w valve, Ref. No. 220 (Nato No. 9426953) and valve cap. Ref. No. 42 (Nato No. 9423225).		A	..
37	Mark 7A	Working pressure 4,000 p.s.i., 16,600 litres (590 cu. ft.) C/w valve, Ref. No. 230 (Nato No. 9426953) and valve cap, Ref. No. 42 (Nato No. 9423225).		A	..
201	Mark 12	Working pressure 4,000 p.s.i., 16,600 litres (590 cu. ft.) C/w valve, Ref. No. 220 (Nato No. 9426953) and valve cap, Ref. No. 42 (Nato No. 9423225).		A	..
386	220 cu. ft.	(Nato No. 9422194). Working pressure 1,980 p.s.i. C/w valve.	A	..	
310	Nitrogen, high purity 1 230 litres	(Nato No. 9438879). C/w valve, Ref. No. 319 and packing case, Ref. No. 314. Gas to Spec. HR.469 (Issue 2).	A	..	
437	100 cu. ft.	Gas to Spec. HR.469 (Issue 2)	A	..	
646	590 cu. ft.	(Nato No. 9431515). Working pressure 4,000 p.s.i. . .	A	..	

RESTRICTED

3

RESTRICTED

‡ Reference numbers are to be suffixed in accordance with Book 1, Memorandum of Instructions, Part 2.

CYLINDERS AND CONTAINERS, COMPRESSED AND LIQUIFIED GASES
SECTION 71A—cont.

1	2	3	4	5	6
	CYLINDERS, gas—cont.				
	†Oxygen, breathing:—				
41	Mark 7A	Working pressure 3,600 p.s.i., 17,400 litres (615 cu. ft.) C/w valve, Ref. No. 278 (Nato No. 9431521) and valve cap, Ref. No. 42 (Nato No. 9423225).		A	each
202	Mark 12	(Nato No. 9422214). Working pressure 3,600 p.s.i. 17,400 litres (615 cu. ft.) C/w valve, Ref. No. 278 (Nato No. 9431521) and valve cap, Ref. No. 42 (Nato No. 9423225)		A	..
266	Mark 12A	Detail as for Ref. No. 202		A	..
	†Oxygen, welding:—				
38	Mark 3	Working pressure 1,980 p.s.i., 2832 litres (110 cu. ft.) C/w valve, Ref. No. 278 (Nato No. 9431521) and valve cap, Ref. No. 42 (Nato No. 9423225).		A	..
	Refrigerant CC1₂F₂:—				
322	5 lb.	(Nato No. 9426910). C/w valve		A	..
343	5 lb.	(Nato No. 9426910). C/w valve, Ref. No. 333		A	..
265	9½/10 lb.	Converted from Ref. No. 130 (Nato No. 9422197). C/w valve, Ref. No. 324 (Nato No. 9426964).		A	..
127	56 lb.	C/w valve, Ref. No. 168. (Nato No. 9426965) and valve cap, Ref. No. 42 (Nato No. 9423225).		A	..
339	56 lb.	C/w valve, Ref. No. 333 and valve cap, Ref. No. 42 (Nato No. 9423225).		A	..
	Refrigerant CC1₃F:—				
321	15 lb.	(Nato No. 9426912) C/w valve, Ref. No. 168 (Nato No. 9426965).		A	..
320	65 lb.	C/w valve, Ref. No. 333 and valve cap, Ref. No. 42 (Nato No. 9423225).		A	..
	†GASES:—				
115	Acetylene, dissolved	(Nato No. 9424903). Supplied in cylinders (Ref. Nos. 17 and 19.)		C	cu. ft.
116	Air, compressed	(Nato No. 9424909). Supplied in cylinders. (Ref. Nos. 269, 29, 199 and 318).		C	..

RESTRICTED

RESTRICTED

†Reference numbers are to be suffixed in accordance with Book 1, Memorandum of Instructions, Part 2.

CYLINDERS AND CONTAINERS, COMPRESSED AND LIQUIFIED GASES
SECTION 71A—cont.

1	2	3	4	5	6
	†GASES—cont.				
190	Argon	(Nato No. 9424905). Supplied in cylinders (Ref. Nos. 189 and 204)		C	cu. ft.
117	Butane	Supplied in contractors cylinders which are returnable Capacity 10 lb., 32 lb. or 83 lb. For use by authorised home units only.		C	lb.
118	Carbon dioxide	(Nato No. 9424907). Supplied in cylinders (Ref. Nos. 398, 24, 308 and 25).		C	,,
120	Hydrogen	(Nato No. 9424911). Supplied in cylinders (Ref. Nos. 30, 138, 35 and 200).		C	cu. ft.
121	Methyl Chloride	(Nato No. 9424912). Supplied in cylinder (Ref. No. 130)		C	lb.
122	Nitrogen, gaseous	(Nato No. 9424913). Supplied in cylinders (Ref. Nos. 36, 37 and 201).		C	cu. ft.
442	Nitrogen, high purity	To Spec. HR.469		C	,,
282	Nitrogen, liquid		C	lb.
123	Oxygen, breathing	(Nato No. 9425143). Supplied in cylinders (Ref. Nos. 41 and 202).		C	cu. ft.
126	Oxygen, liquid	For the production of gaseous oxygen		C	,,
124	Oxygen, welding and cutting	(Nato No. 9424914). Supplied in cylinder (Ref. No. 38)		C	,,
749	Propane	Supplied in contractors cylinders which are returnable Capacity 8½ lb., 28 lb., 40 lb., 75 lb., 100 lb. For use by authorised home units only.		C	lb.
119	Refrigerant, CCl ₂ F ₂	(Nato No. 9424910). Supplied in cylinders (Ref. Nos. 322, 343, 265, 127 and 339).		C	lb.
327	Refrigerant, CCl ₃ F	Supplied in cylinders (Ref. Nos. 321 and 320)		C	,,
441	Sulphur dioxide	Supplied in contractors 70 lb. capacity cylinders ..		C	,,
400	HIGH TEST PEROXIDE		C	gall.

RESTRICTED

5

RESTRICTED

†Reference numbers are to be suffixed in accordance with Book 1, Memorandum of Instructions, Part 2.

CYLINDERS AND CONTAINERS, COMPRESSED AND LIQUIFIED GASES

SECTION 71A—cont.

1	2	3	4	5	6	7
230	PACK, cylinder, oxygen:—	C/w 4 oxygen transport cylinders, Mark 12A, frame and manifold.		1	A	each
	Comprising:—					
242	Backplate		GM/C/13087	1	B	"
235	Band, securing		GM/C/13080	4	B	"
252	Block header assy.		GM/B/13089	1	B	"
	Comprising:—					
251	Adaptor, pipe		GM/A/13089	4	C	"
246	Block, header, bare		GM/B/13089	1	B	"
	Nipple, spherical, Mark 3C	Reference 6D/1503		4	—	—
	Nut, union, Mark 4A	Reference 6D/487		4	—	—
247	Pipe, tail		GM/C/13089	1	B	each
248	Pipe, tail		GM/C/13089	1	B	"
249	Pipe, tail		GM/C/13089	1	B	"
250	Pipe, tail		GM/C/13089	1	B	"
739	Block header assy. with valve			—	A	"
	Comprising:—					
	Block header assy.	Ref. No. 252		—	—	—
	Valve, Mark 9D	Ref. No. 278		—	—	—
317	Bolt, $\frac{5}{8}$ in. unf. \times 5 in. long hex. hd.			—	C	each
240	Bolt, lifting		GM/B/13085	2	C	"
315	Bolt, tie		GM/B/13081	2	B	"
234	Cover, protection		GM/C/13079	1	B	"
237	Foot		GM/C/13082	2	B	"
329	Key, outlet valve			—	B	"
243	Nipple, bullnose		GM/A/13090	4	B	"
	Nuts,	Steel, cadmium plated				
253	$\frac{1}{4}$ in., 28 UNF., 2B		BS.1768	3	C	"
	$\frac{3}{4}$ in., 18 UNF., 2B, slotted	Reference 29A/9410861		—	—	—
255	$\frac{3}{4}$ in., 16 UNF., 2B		BS.1768	2	C	each
241	Nut, box		GM/A/13086	2	C	"
239	Nut, tie, bottom		GM/A/13084	2	C	"

RESTRICTED

RESTRICTED

CYLINDERS AND CONTAINERS, COMPRESSED AND LIQUIFIED GASES
SECTION 71A—cont

1	2	3	4	5	6	7
	PACK, cylinder, oxygen—cont.					
	Comprising— <i>cont.</i>					
325	Nut, tie, top	GM/A/13083	2	C	each
244	Nut, union	GM/A/13091	4	C	"
—	Pin, split, $\frac{1}{2}$ in. \times $1\frac{5}{8}$ in. long	Reference 29E/9420390 or 29E/9420391		—	—	—
245	Ring, locking	GM/B/13092	4	C	each
—	Screw, $\frac{7}{16}$ in. 20 UNF., $2A \times \frac{7}{8}$ in. long, hex. hd	Reference 29B/9410555		—	—	—
316	Shackle, lifting	GM/A/13083	—	B	each
215	Union, elbow, outlet	44271	—	B	"
260	Washer, plain, $\frac{5}{8}$ in.	Steel, cadmium plated	BS.1768	2	C	"
	Washers, spring, single:—	Steel, cadmium plated				
257	$\frac{1}{4}$ in.	B.S.1802	3	C	"
258	$\frac{7}{16}$ in.	B.S.1802	2	C	"
259	$\frac{1}{2}$ in.	B.S.1802	2	C	"

RESTRICTED

RESTRICTED

CYLINDERS AND CONTAINERS, COMPRESSED AND LIQUIFIED GASES
SECTION 71A—cont.

1	2	3	4	5	6	7
	CYLINDER ACCESSORIES					
759	ADAPTOR, CO₂ valve	British to American outlet	AMG.90	—	B	each
496	BAG, plastic	For sealing and bagging cylinders		—	C	"
394	HOSE ASSEMBLY, Arcton 12, decanting				A	"
	Spares:—					
686	Bolt, filter chamber	$\frac{3}{8}$ in. dia., mild steel	G69/7		C	"
692	Bolt, sight glass housing	$\frac{3}{8}$ in. dia., mild steel	G69/8		C	"
687	Filter, cylindrical	(PMP.1703) Grade C	A37/B12		C	"
690	Flange, filter retaining	Mild steel	G69, Pt. 3		C	"
691	Flange, retaining, filter sight glass	Mild steel	G69, Pt. 4		C	"
436	Glass, sight, tubular		PMP.1703		C	"
695	Hose, decanting, 2 ft. 4 in.	{ Hoses to be high pressure reinforced 'NYLAFLOW' $\frac{1}{4}$ in. bore, and both ends of each hose to be fitted with $\frac{3}{8}$ in. B.S.P. connector and nut to B.S.341, Pt. 1 (industrial) outlet connection No. 14 }			C	"
694	Hose, decanting, 5 ft.					C
688	Housing, filter	Mild steel	G.69, Pt. 1		C	"
	Joints, asbestos, soft:—					
696	1 in. o.d. \times $\frac{1}{2}$ in. i/d. \times $\frac{1}{32}$ in.		G.69/10		C	"
693	1 in. o/d. \times $\frac{3}{4}$ in. i/d. \times $\frac{1}{32}$ in.		G.69/9		C	"
697	2 $\frac{1}{4}$ in. o/d. \times $\frac{1}{2}$ in. i/d. \times $\frac{1}{16}$ in. (holed)		G.69/11		C	"
689	Support, filter, mild steel		G.69/Pt. 2		C	"
87	KEY, straight type	For use with Valves, Marks 2C, 6A, 9C and 9D. Also used with 200 cu. ft. acetylene cylinder. (Ref. No. 19).	35834		B	"
503	'O' RING		W.11013/0521		C	"
494	TAPE, thread sealing, P.T.F.E.	$\frac{1}{2}$ in. \times 40 ft. \times .003 in. thick			C	reel

RESTRICTED

RESTRICTED

CYLINDERS AND CONTAINERS, COMPRESSED AND LIQUIFIED GASES

SECTION 71A—*cont.*

1	2	3	4	5	6	7
		CYLINDER SPARES				
429	CAP, protecting	For Ref. No. 24	K.4068	—	B	each
430	CAP, protecting	For Ref. No. 25	K.4355	—	B	..
	CAPS, valve protecting:—					
42	Type A	(Nato No. 9423225). For Ref. Nos. 25, 29, 30, 32, 35, 36, 37, 38, 41, 127, 130, 143, 200, 204.	2983P/11	—	B	..
144	Type E	For Ref. No. 19 (Nato No. 9422181)	1083/P	—	B	..
	COLLARS:—					
279	Malleable cast iron	For repair of Marks 6, 7A, 12 and 12A cylinders ..	4052P	—	B	..
311	Malleable cast iron	4639P	—	B	..
	PLUGS:—					
487	1 in. B.S. 341, brass	To D.E.F. 77 Schedule B. For Ref. Nos. 29, 35, 37 and 41.	5390P	—	B	..
488	1¼ in. B.S.341, aluminium bronze	To D.E.F.77 Schedule C.	5391P	—	B	..
489	⅜ in. taper B.S.21 (old edition), brass	To D.E.F.77 Schedule B.	5423P	—	B	..
	VALVES:—					
178	Carbon dioxide	n W. Kidde Type, Complete except for syphon tube. For Ref. Nos. 25 and 211.	K.4346	—	A	..
	Spares:—					
181	Cap, nipple	K 4352	—	B	..
174	Disc, safety with washer	K.4348	—	C	..
183	Nut, packing gland	K.4349	—	B	..
182	Plug, disc, safety	K.4354	—	B	..
216	Spindle	C/w seating disc	K.4350/K.4360	—	B	..
180	Tube, syphon, short, bent	For Ref. No. 25 only	K.1918	—	B	..
184	Washer, packing	K.4351	—	C	..
177	Washer, packing, gland	K.4358	—	C	..

RESTRICTED

RESTRICTED

CYLINDERS AND CONTAINERS, COMPRESSED AND LIQUIFIED GASES

SECTION 71A—cont.

1	2	3	4	5	6	7
		CYLINDER SPARES—cont.				
187	VALVES—cont. Carbon dioxide, body only	W. Kidde type. Complete except for syphon tube. For Ref. No. 24.	K.2478	—	A	each
	Spares:—					
307	Tube, syphon, short, flexible		—	B	"
188	Tube, syphon, short, straight	K.4944	—	B	"
391	Carbon dioxide	For Ref. No. 25. Superseding Ref. No. 178.. .. .	GA/SME. 45350A	—	B	"
396	Carbon dioxide	(Nato No. 9438345)	SME.45350	—	B	"
	Spares:—					
303	Gland, packing, P.T.F.E.	Spec. X109		—	C	"
224	Nut	SME.40031	—	C	"
225	Ring	SME.40032	—	C	"
223	Spindle	SME.40030	—	C	"
226	Washer	SME.40033	—	C	"
219	Mark 2C	(Nato No. 9426958)	SME.40035	—	A	"
	Spares:—					
—	Gland, packing P.T.F.E.	Ref. No. 303		—	—	—
—	Nut	Ref. No. 224		—	—	—
—	Ring	Ref. No. 225		—	—	—
—	Spindle	Ref. No. 223		—	—	—
—	Washer	Ref. No. 226		—	—	—
280	Mark 6A	(Nato No. 9438346). Complete. For use with Mark 6 cylinders.	SME.44976	—	A	each
	Spares:—					
753	Circlip	SME.44976/11	—	C	"
—	Gland, packing, P.T.F.E.	Ref. No. 303		—	—	—
754	Nut, gland	SME.45037	—	C	each
302	Pin, sleeve, dolly assy.	SME.45039-40- 41.	—	C	"
301	Spindle	SME.45038	—	C	"
304	Washer, sealing, copper	SME.45043	—	C	"
300	Washer, spring, double	SME.44976/10	—	C	"

RESTRICTED

RESTRICTED

CYLINDERS AND CONTAINERS, COMPRESSED AND LIQUIFIED GASES

SECTION 71A—cont

1	2	3	4	5	6	7
		CYLINDER SPARES—cont.				
	VALVES—cont.					
220	Mark 9C	(Nato No. 9426953). Complete. For use with Ref. Nos. 29, 36, 37, 189, 204.	RAE/SME/40027.	—	A	each
	Spares:—					
—	Gland, packing, P.T.F.E.	Ref. No. 303		—	—	—
—	Nut	Ref. No. 224		—	—	—
—	Ring	Ref. No. 225		—	—	—
—	Spindle	Ref. No. 223		—	—	—
—	Washer	Ref. No. 226		—	—	—
278	Mark 9D	(Nato No. 9431521). Complete. To be fitted to all oxygen cylinders.	SME.44977	—	A	each
	Spares:—					
198	Methyl Chloride	As for Mark 9C. (Nato No. 9426959). Complete. For use with Ref. No. 130.		—	A	"
168	Refrigerant	(Nato No. 9426965). For use with Ref. No. 127 ..	SME 45258/66	—	A	"
	Spares:—					
502	Gland, packing	SME.45262	—	C	"
313	Handwheel, large	SME.45263	—	C	"
334	Nut, cover, brass	SME.45267	—	C	"
336	Nut, gland	SME.45265	—	C	"
338	Ring, gland, lower	SME.45261	—	C	"
337	Ring, gland, upper	SME.45262	—	C	"
335	Spindle	SME.45260	—	C	"
324	Refrigerant	(Nato No. 9426964) For Ref. Nos. 265 and 321 ..	C.375/1	—	A	"
	Spares:—					
499	Cap, disc	SME.45251	—	C	"
498	Cap, nut	SME.45250	—	C	"
497	Gland, packing	SME.45244	—	C	"
366	Handwheel, small	SME.45245	—	C	"
500	Spindle	SME.45242	—	C	"
333	Refrigerant, dual purpose	SME.45350A	—	A	"
319	Siebe Gorman type	For 1230 litre cylinder	Siebe Gorman EI/26221	—	A	"

RESTRICTED

RESTRICTED

CYLINDERS AND CONTAINERS, COMPRESSED AND LIQUIFIED GASES
SECTION 71A—*cont.*

1	2	3	4	5	6	7
		CYLINDER MAINTENANCE EQUIPMENT				
	GAUGES:—					
743	Caliper	Adjustable gap, not go, set to 0.485 in. +0.0005 ..		—	A	each
	Plain cylinder:—					
	Plug:—					
741	1.25 in. nominal size	For checking minor diameter, large end. For use with Mark 6 A valves and Mark 6 cylinders		—	B	..
	Ring:—					
740	1.25 in. nominal size		—	B	..
91	Pressure, cylinder, hydrogen	Pressure 0-6000 p.s.i. (with left hand adaptor), complete in transit box. For use with Ref. Nos. 35 and 138.		—	A	..
	Screw thread, cylinder:—	For repair and reconditioning of H.P. transport cylinders.				
	Plug:—					
97	0.383 in., 16 T.P.I.	B.S.S.84. Full form go and no go, effective, medium fit.		—	B	..
98	0.383 in., 16 T.P.I.	B.S.S. 84. No go core, medium fit		—	B	..
95	3/8 in. Whit.	B.S.S. 84. Full form go and no go, effective, medium fit.		—	B	..
96	1/2 in. Whit.	B.S.S.84. No go core, medium fit.		—	B	..
92	1/2 in. B.S.P.	B.S.S.84. Full form go, medium fit.		—	B	..
93	1/2 in. B.S.P.	B.S.S.84. No go, effective, medium fit.		—	B	..
94	1/2 in. B.S.P.	B.S.S.84. No go core, medium fit.		—	B	..
102	1 in. diam. Whit.	B.S.S.341, Fig. 4. Effective. For testing thread in cylinders.		—	B	..
103	1 in. diam. Whit.	B.S.S. 341, Fig. 6, Plain, minor, For testing thread at large end of taper in cylinder neck.		—	B	..
104	1 in. diam. Whit.	B.S.S. 341, Fig. 5. Plain, minor. For testing thread at small end of cylinder neck.		—	B	..
101	1 in. taper, Whit.	B.S.S. 341, Fig. 3. Full form. For testing thread in cylinder neck.		—	B	..
742	1.25 in., nominal size		—	B	..

RESTRICTED

RESTRICTED

CYLINDERS AND CONTAINERS, COMPRESSED AND LIQUIFIED GASES
SECTION 71A—cont.

1	2	3	4	5	6	7
	CYLINDER MAINTENANCE EQUIPMENT—cont.					
	GAUGES—cont.					
	Screw thread, cylinder—cont.					
	Ring:—					
105	1 in. diam. Whit.	B.S.S.341, Fig. 8. Effective. For testing thread on taper stem.		—	B	each
106	1 in. diam. Whit.	B.S.S.341, Fig. 7. Full form. For testing thread on taper stem.		—	B	"
107	1 in. diam. Whit.	B.S.S.341, Fig. 10. Plain, major. For testing thread on large end of taper stem.		—	B	"
108	1 in. diam. Whit.	B.S.S.341, Fig. 9. Plain, major. For testing thread on small end of taper stem.		—	B	"
	Wickman:—					
100	0.383 in. 16 T.P.I.	B.S.S.84. Full form go and no go, effective, medium fit.		—	B	"
99	$\frac{3}{8}$ in. Whit.	B.S.S.84. Full form go and no go		—	B	"
109	REAMER, cone	For valve outlet seating	SM.26/36	—	A	"
110	REAMER, cone	For valve spindle seating	SM.26/36	—	A	"
	WRENCHES:—					
185	Nut, packing, gland	For use with Ref. Nos. 25 and 143	K.4361	—	B	"
186	Plug, disc, safety.	For use with Ref. Nos. 25 and 143	K4362	—	B	"
232	Torque, limiting	300–600 lb./ft. "Norbar" type		—	A	"
233	Adaptor	For use with Ref. No. 232		—	B	"

RESTRICTED

RESTRICTED

CYLINDERS AND CONTAINERS, COMPRESSED AND LIQUIFIED GASES

SECTION 71A—cont

INDEX TO REFERENCE NUMBERS

Ref. No.	Page No.	Ref. No.	Page No.	Ref. No.	Page No.	Ref. No.	Page No.	Ref. No.	Page No.	Ref. No.	Page No.	Ref. No.	Page No.	Ref. No.	Page No.	Ref. No.	Page No.	Ref. No.	Page No.
5	1	99	13	180	9	237	6	302	10	386	3	690	8						
6	1	100	13	181	9	239	6	303	10	391	10	691	8						
7	1	101	12	182	9	240	6	304	10	394	8	692	8						
8	1	102	12	183	9	241	6	307	10	396	10	693	8						
9	1	103	12	184	9	242	6	308	2	398	2	694	8						
10	1	104	12	185	13	243	6	310	3	400	5	695	8						
12	1	105	13	186	13	244	7	311	9	429	9	696	8						
13	1	106	13	187	10	245	7	313	11	430	9	697	8						
14	1	107	13	188	10	246	6	315	6	433	1	739	6						
15	1	108	13	189	2	247	6	316	7	436	8	740	12						
17	2	109	13	190	5	248	6	317	6	437	3	741	12						
19	2	110	13	198	11	249	6	318	2	441	5	742	12						
24	2	115	4	199	2	250	6	319	11	442	5	743	12						
25	2	116	4	200	3	251	6	320	4	487	9	749	5						
29	2	117	5	201	3	252	6	321	4	488	9	753	10						
30	3	118	5	202	4	253	6	322	4	489	9	754	10						
35	3	119	5	204	2	255	6	324	11	494	8	759	8						
36	3	120	5	214	1	257	7	325	7	496	8								
37	3	121	5	215	7	258	7	327	5	497	11								
38	4	122	5	216	9	259	7	329	6	498	11								
41	4	123	5	219	10	260	7	333	11	499	11								
42	9	124	5	220	11	265	4	334	11	500	11								
87	8	126	5	223	10	266	4	335	11	502	11								
91	12	127	4	224	10	267	1	336	11	503	8								
92	12	130	3	225	10	269	2	337	11	646	3								
93	12	138	3	226	10	278	11	338	11	647	2								
94	12	144	9	230	6	279	9	339	4	683	3								
95	12	168	11	232	13	280	10	341	1	686	8								
96	12	174	9	233	13	282	5	343	4	687	8								
97	12	177	9	234	6	300	10	351	1	688	8								
98	12	178	9	235	6	301	10	366	11	689	8								

RESTRICTED

RESTRICTED
15

RESTRICTED

Issued with A/L 246.

**AIR PUBLICATION 1086
BOOK 15
SECOND EDITION**

**SECTION 71 AA
LIQUID OXYGEN REPLENISHMENT
TROLLEYS**

**ITEMS UNDER SECTION 71AA
ARE COVERED BY VOTE 7F5(a)**

RESTRICTED

VOCABULARY OF ROYAL AIR FORCE EQUIPMENT
LIQUID OXYGEN REPLENISHMENT TROLLEYS
SECTION 71AA
(9th August, 1965)

Ref. No.	Nomenclature	Detail	Drawing No. or Part No.	Class of Store	Denom. of Qty.
1	2	3	4	5	6
	TROLLEYS, liquid oxygen replenishment:—				
3	20 gallon, Mark 1	Formerly Reference 4G/6258. Naval aviation only.	242903	A	each
65	20 gallon, Mark 2	Naval aviation only	534927	A	"
1	75 litre, Mark 1	Formerly Reference 4G/6619	534603	A	"
64	75 litre, Mark 2	534926	A	"
2	185 litre	Formerly Reference 4G/6749	534522	A	"
	Spares for Ref. Nos. 1, 2 and 64	See A.P.4765A, Vol. 3			

RESTRICTED

RESTRICTED

RESTRICTED

Issued with A/L 237

**AIR PUBLICATION 1086
BOOK 15
SECOND EDITION**

SECTION 71B

**PLANT GAS PRODUCING AND COMPRESSING,
MOBILE AND TRANSPORTABLE, PLANT
ACCESSORIES AND RAW MATERIALS**

**ITEMS UNDER SECTION 71B
ARE COVERED BY VOTE 7F 5(a)**

RESTRICTED

VOCABULARY OF ROYAL AIR FORCE EQUIPMENT
PLANT GAS PRODUCING AND COMPRESSING, MOBILE AND TRANSPORTABLE, PLANT ACCESSORIES AND RAW MATERIALS
SECTION 71B
(30th March, 1965)

Ref. No.	Nomenclature	Detail	Drawing No. or Part No.	Class of Store	Denom. of Qty.
1	2	3	4	5	6
77	COMPRESSORS:— Air/Nitrogen	Capacity 15 cu. ft. per min. free air at 6,250 p.s.i. C/w 400v. 3 phase motor.		A	each
56	Spares Air/Nitrogen	See A.P.2438J, Vol. 3 Capacity 40 cu. ft. per min. free air at 6,250 p.s.i. C/w 400v. 3 phase motor.		A	„
46	Spares Type 30D	See A.P.2438J, Vol. 3 Carbon-dioxide/nitrogen/hydrogen. For Plants (Ref. Nos. 47 and 52). Capacity 1,800 cu. ft. (51,000 litres) per hour at 3,600 p.s.i.		A	„
3	Spares Type 31F	See A.P.2438F, Vol. 3 Oxygen/air. For Plants (Ref. Nos. 45 and 53). Capa- city 1,400 cu. ft (40,000 litres) per hour at 3,600 p.s.i.		A	„
52	PLANTS, mobile:— Hydrogen producing	Type A.2		A	„
45	Oxygen processing and compressing	Kentford type. Output 1,400 cu. ft per hour gaseous from liquid oxygen		A	„
42	Components:— Motor, electric, 20 h.p.	B.T.H. slip-ring induction type, 400/440v., 3 phase, 50 cycles, C/W gear-box unit, 1,450/400 r.p.m. ..		A	„
64	Starter, complete	For Ref. No. 42		A	„
101	Switch, starter	380/440 volts, 4—8 amp. 50 cycles (Auto Memota)		B	„
				A/L	237

RESTRICTED

RESTRICTED

PLANT GAS PRODUCING AND COMPRESSING, MOBILE AND TRANSPORTABLE, PLANT ACCESSORIES AND RAW MATERIALS

SECTION 71B—cont.

1	2	3	4	5	6
	PLANTS, mobile:—cont.				
44	Pump, pulsometer	Type KB, C/w 4 in. pulley.		A	each
57	Water unit, distilling	Admiralty pattern, Mark 4.		A	"
	Spares	See A.P.2438E, Vol. 3			
	PLANTS, transportable:—				
53	Air compressor, Mark 1			A	"
	Comprising:—				
	Compressor, Type 31F	Ref. No. 3		—	—
54	Drying and charging assembly		A	each
	Generating set	Reference 42PR/1 or 42AD/1		—	—
47	Carbon dioxide/nitrogen producing, Mk. 1, mtd.	C/w Drying unit and low pressure unit. Power Gas		A	each
	on trailer S.M.T. 20 tons, 8(T)W	Corpn. Output 150 lb. CO ₂ and 3,825 cu. ft. nitrogen per hour			
	Spares	See A.P.2438E, Vol. 3			
136	Nitrogen, pumping and vapourising	Type B.O.C. 104		A	"
	Spares	See A.P.2438K, Vol. 3			
	Oxygen/nitrogen producing and compressing:—				
50	Mark 3	Type R.750. Output 750 cu. ft. oxygen or 300 cu. ft. nitrogen per hour at 3,600 p.s.i.		A	"
49	Mark 4	Type B.A.—1(D). Output 1,000 cu. ft. oxygen or 350 cu. ft. nitrogen per hour at 3,600 p.s.i.		A	"
141	Oxygen, pumping and vapourising	Type B.O.C. 104		A	"
	Spares:—	For Ref. Nos. 136 and 141.			
140	Bellows, flexible, metallic	1 in. nominal bore × 6 in. long, 2 ply, plain cylindrical 1 in. long ends.	Cat. No. 118	B	"
137	Controller, pressure	Type P146/DR/S. Inlet pressure, max. 3,600 p.s.i., outlet $\frac{1}{2}$ —25 p.s.i.		B	"
143	Valve, H.P. air supply	55991	B	"
144	Spindle	55971	B	"
145	Valve, nose	55970	B	"
146	Washer, gland packing	For Ref. No. 143	55972	C	"
139	Valve, non-return, series 500	$\frac{3}{8}$ in. B.S.P., male connection, brass body in line with plain barrel. For 4,000 p.s.i. working with nitrogen. See A.P.2438K, Vol. 3		B	"
	Other Spares				

RESTRICTED

RESTRICTED

PLANT GAS PRODUCING AND COMPRESSING, MOBILE AND TRANSPORTABLE, PLANT ACCESSORIES AND RAW MATERIALS

SECTION 71B—cont.

1	2	3	4	5	6
	ANCILLARY EQUIPMENT				
62	APPARATUS, moisture test	For determining moisture content of compressed gases and cylinders. Items to be demanded separately.		—	—
	Comprising:—				
—	Cylinder, gas, CO ₂ , 50 lb. or 60 lb.	Reference 71A/25 or 143		—	—
61	Hygrometer, optical, Mark 2	Designed for use with 12 volt accumulator electric supply.		A	each
	BALLOONS, nurse:—				
135	1,000 cu. ft. capacity, 9 ft. dia.	For Kentford and BA—1(D) plants for nitrogen production.	Sketch No. KB/1173	A	„
68	2,000 cu. ft. capacity	For Ref. Nos. 45, 47 and 52		A	„
82	HYGROMETER, carbon dioxide	For testing carbon dioxide		A	„
	HYGROMETERS, photo-electric:—				
121	Mark 3	For use with Oxygen only.		A	„
	Spares:—	See A.P.2438G, Vol. 3			
133	Mark 3	Not for use with Oxygen		A	„
	Spares:—	See A.P.2438G, Vol. 3			
138	Mark 3A	For use in U.K. only, and for Oxygen only		A	„
	Accessories:—				
132	Case, hygrometer Mark 3	For use with Ref. Nos. 121, 133 and 138		A	„
76	METER, hydrogen purity	“Wright” type		A	„
66	PUMP, cylinder evacuating	C/w motor		A	„
67	Panel, valve	For Ref. No. 66.. .. .		A	„

RESTRICTED

RESTRICTED

PLANT GAS PRODUCING AND COMPRESSING, MOBILE AND TRANSPORTABLE, PLANT ACCESSORIES AND RAW MATERIALS
INDEX TO REFERENCE NUMBERS
SECTION 71B—cont.

Ref. No.	Page No.	Ref. No.	Page No.	Ref. No.	Page No.	Ref. No.	Page No.	Ref. No.	Page No.	Ref. No.	Page No.	Ref. No.	Page No.	Ref. No.	Page No.	Ref. No.	Page No.
3	1	145	2														
42	1	146	2														
44	2																
45	1																
46	1																
47	2																
49	2																
50	2																
52	1																
53	2																
54	2																
56	1																
57	2																
61	3																
62	3																
64	1																
66	3																
67	3																
68	3																
76	3																
77	1																
82	3																
104	1																
121	3																
132	3																
133	3																
135	3																
136	2																
137	2																
138	3																
139	2																
140	2																
141	2																
143	2																
144	2																

RESTRICTED

RESTRICTED