

Please do not upload this copyright pdf document to any other website. Breach of copyright may result in a criminal conviction.

This pdf document was generated by me Colin Hinson from a Crown copyright document held at R.A.F. Henlow Signals Museum. It is presented here (for free) under the Open Government Licence (O.G.L.) and this pdf version of the document is my copyright (along with the Crown Copyright) in much the same way as a photograph would be.

The document should have been downloaded from my website <https://blunham.com/Radar>, or any mirror site named on that site. If you downloaded it from elsewhere, please let me know (particularly if you were charged for it). You can contact me via my Genuki email page: <https://www.genuki.org.uk/big/eng/YKS/various?recipient=colin>

You may not copy the file for onward transmission of the data nor attempt to make monetary gain by the use of these files. If you want someone else to have a copy of the file, point them at the website. (<https://blunham.com/Radar>). Please do not point them at the file itself as it may move or the site may be updated.

It should be noted that most of the pages are identifiable as having been processed by me.

I put a lot of time into producing these files which is why you are met with this page when you open the file.

In order to generate this file, I need to scan the pages, split the double pages and remove any edge marks such as punch holes, clean up the pages, set the relevant pages to be all the same size and alignment. I then run Omnipage (OCR) to generate the searchable text and then generate the pdf file.

Hopefully after all that, I end up with a presentable file. If you find missing pages, pages in the wrong order, anything else wrong with the file or simply want to make a comment, please drop me a line (see above).

It is my hope that you find the file of use to you personally – I know that I would have liked to have found some of these files years ago – they would have saved me a lot of time !

Colin Hinson

In the village of Blunham, Bedfordshire.

Issued with A/L 162

AIR PUBLICATION 1086

BOOK 7

SECOND EDITION

SECTIONS 6, 13 & 54

VOCABULARY OF ROYAL AIR FORCE EQUIPMENT
AIRCRAFT ENGINE AND FLYING INSTRUMENTS, ACCESSORIES AND UNIT SERVICING SPARES
SECTION 6A

(6th September, 1966)

Ref. No.	Nomenclature	Aircraft Applicability	Detail	Part No.	No. Off	Class of Store	Denom. of Qty.
1	2	3	4	5	6	7	8
	ACCELEROMETER, indicating:—						
3552	Kelvin and Hughes	480/01	—	A	each
3599	Kelvin and Hughes	482/01 or KAE—0201.	—	A	..
3451	Mark 2		—	A	..
	Spares:—		Naval aviation only				
5829	Bezel	3C.146	1	C	..
5826	Gasket.. .. .		0.078 in.	3A.1007/2	1	C	..
5831	Gasket.. .. .		0.062 in.	3A/1007/1	1	C	..
5830	Glass	3A.1081	1	C	..
5827	Knob assembly	3A.1034	1	C	..
5832	Pin, clock taper	3A.1058	1	C	..
5828	Screw	3B.347/3	8	C	..
4825	Mark 2A		—	A	..
5418	Mark 3		1	A	..
	Spares:—						
9374	Bezel	AE.A117	1	C	..
9381	Dial	AE.A113	1	C	..
9375	Gasket, glass sealing..	P.20845	1	C	..
9373	Knob, reset	P.20831	1	C	..
9378	Pointer, fluorised, Type N, first	SA.22836	1	C	..
9379	Pointer, fluorised, Type N, second..	SA.23838	1	C	..

RESTRICTED

RESTRICTED

AIRCRAFT ENGINE AND FLYING INSTRUMENTS, ACCESSORIES AND UNIT SERVICING SPARES

SECTION 6A—cont.

1	2	3	4	5	6	7	8
	ACCELEROMETER, indicating—cont.						
	Mark 3—cont.						
	Spares—cont.						
9380	Pointer, fluorised, Type N, third	SA.22837	1	C	each
9377	Ring, retaining	P.22659	1	C	"
9376	Rubber, sealing	P.20844	1	C	"
9382	Screw, dial	SPS.019	2	C	"
6443	Mark 4		—	A	"
8870	Smith's	KAG.0701.W	1	A	"
7864	ACCELEROMETER, transmitter	M.2043	1	A	"
8286	ACCELEROMETER UNIT, Type 5	SP.640	1	A	"
4459	ADAPTOR	Heron	AS.435	1	C	"
5858	ADAPTOR	Heron, Mark 4	AS. 482	4	C	"
9460	ALTIMETER	PW.147AM	1	A	"
	ALTIMETER:—						
7238	Cabin	KAA/1901W	1	A	"
	Spares:—						
7800	Case, c/w glass	AA/A116	1	C	"
7801	Circlip	AA/1052	1	C	"
7802	Grubscrew, 10BA × $\frac{5}{32}$ in.	SPS/272	1	C	"
9606	Computer	KAP.0201	1	A	"
1846	Contacting, Mark 3A		For Naval aviation only		—	A	"
	Spares:—						
2937	Bezel	401M	1	C	"
2939	Nut, cable gland	AM.932	1	C	"
5181	Kelvin and Hughes type	Britannia	KD.25/04 or, KAA.0404.	—	A	"
4752	Kelvin and Hughes type	Comet	0–50,000 ft.	KB.25/04/D or, KAA.0404D.	—	A	"

RESTRICTED

RESTRICTED

AIRCRAFT ENGINE AND FLYING INSTRUMENTS, ACCESSORIES AND UNIT SERVICING SPARES

SECTION 6A—cont.

1	2	3	4	5	6	7	8
	ALTIMETER—cont.						
	Mark 14A*: —		Range 0 to 35,000 ft.				
3380	Fluorescent		—	A	each
3482	Luminous		—	A	..
3381	Mark 14G(P)* , fluorescent		Range 0 to 50,000 ft.		—	A	..
1538	Mark 17A , fluorescent		—	A	..
2709	Mark 18 , fluorescent		Range 10 to 40,000 ft. In S.A.E. case		—	A	..
5040	Mark 19B , fluorescent		—	A	..
3155	Mark 20A , fluorescent		Range 0 to 35,000 ft.		—	A	..
3156	Mark 20G(P) , fluorescent		Range 0 to 50,000 ft.		—	A	..
4245	Mark 21 , fluorescent		Range 8,000 to 50,000 ft.		1	A	..
5463	Mark 21A , fluorescent		Range 5,000 to 50,000 ft.		1	A	..
4832	Mark 22 , fluorescent		Range 0 to 100,000 ft.		—	A	..
5464	Mark 22A , transistorized		1	A	..
5944	Mark 22B		2	A	..
7762	Mark 22D		1	A	..
7838	Mark 22E		1	A	..
9094	Mark 22F		1	A	..
10559	Mark 22H	Jet Provost, 3, 4 & 5		1	A	..
4983	Mark 23 , fluorescent		Range 0 to 80,000 ft.		—	A	..
8978	Mark 26		1	A	..
10558	Mark 28	P.1127		1	A	..
	Accessories:—		For Marks:—				
4834	Amplifier		22		1	A	each
5465	Amplifier, Mark 1A		1	A	..
3256	Carbon, inner		1	C	..
3255	Case, outer		1	B	..
6267	Mounting, anti-vibration		4	C	..
5905	Mounting, Q.R., detachable		22		—	C	..
—	Plate, adaptor		17A, Ref. No. 1538		—	—	..
5326	Tray, mounting, anti-vibration	119.AM	1	C	each
5904	Valve, two-way		22		—	A	..

(*These stars are part of Maker's identification and have no other significance.)

(94755)

RESTRICTED

3

RESTRICTED

A 2

AIRCRAFT ENGINE AND FLYING INSTRUMENTS, ACCESSORIES AND UNIT SERVICING SPARES

SECTION 6A—cont.

1	2	3	4	5	6	7	8
	ALTIMETER—cont.						
	Accessories:—cont.						
6436	Valve, two-way test (Pitot Static) Type B			2	A	each
	Spares:—		Kelvin and Hughes.				
			For Marks:—				
9204	Bayonet socket	SA.1465	1	C	..
3638	Bezel		14A*, 14C(P)*, 20A, 20C(P)	SA.17948	1	C	..
5090	Bezel		23	SA.22613	1	C	..
2262	Cap, dust		14A*, 14C(P)*, 17A, 20A, 20C(P), 23.	P.035	1	C	..
6235	Gasket, rubber ring 'O'		19B, 20A, 20C, 23	AA.1058	1	C	..
6236	Ring, retaining, front		19B	AA.1066	1	C	..
6237	Ring, retaining, rear	AA.1057	1	C	..
3642	Dial, fluorescent		14A*	SA.3472	1	C	..
3643	Dial, fluorescent		14C(P)*	SA.3478	1	C	..
3759	Dial, fluorescent		20A	SA.20404	1	C	..
5091	Dial, fluorescent		23	SA.22601	1	C	..
2243	Gasket, glass-sealing		14C(P)*, 17A	P.6049	1	C	..
3353	Gasket, sealing, rubber		18, 20A, 20C(P), 23	P.6022	1	C	..
3352	Glass		18	P.14486	1	C	..
2254	Glass		14A*, 14C(P)*, 17A, 20A, 20C(P), 23.	P.5979	1	C	..
5092	Hand, first, fluorescent		23	SA.22612	1	C	..
3640	Hand, intermediate, fluorescent		14A*, 14C(P)*, 20A, 20C(P), 23.	SA.18042	1	C	..
3641	Hand, third, fluorescent		14A*, 14C(P)*, 20A, 20C(P)	SA.18043	1	C	..
5093	Hand, third, fluorescent		23	SA.22604	1	C	..
3756	Knob		20A, 20C(P), 23	SA.2413/1	1	C	..
7429	Lever, setting		23	AA.1136	1	C	..
2264	Locknut		17A, 20A, 20C(P), 23	P.3579	1	C	..
3645	Nut, 8BA, br. black-bronzed		14A*, 14C(P)*, 20A, 20C(P)	SPN.002	7	C	..
3356	Pointer, fluorescent		18	SA.17986	1	C	..
4369	Pointer, long, fluorescent		14A*, 14C(P)*, 20A, 20C(P)	SA.20399	1	C	..
5094	Plate, retaining		23	P.21863	1	C	..
3757	Plate, spring		20A, 20C(P)	P.4683/1	1	C	..

RESTRICTED

RESTRICTED

AIRCRAFT ENGINE AND FLYING INSTRUMENTS, ACCESSORIES AND UNIT SERVICING SPARES

SECTION 6A—cont.

1	2	3	4	5	6	7	8
	ALTIMETER—cont.		Kelvin and Hughes—cont.				
	Spares—cont.		For Marks:—				
3753	Ring, retainer		20A, 20C(P), 23	P.19741/1	1	C	each
2245	Ring, retaining (P)		14C(P)*, 17A	P.4363	1	C	"
3354	Ring, retaining		18. Naval aviation only	P.17893	—	C	"
3351	Ring, snap, outer		18	P.14488	1	C	"
3355	Ring, spacer		18. Naval aviation only	P.17899	—	C	"
3644	Screw, 8BA × $\frac{3}{16}$ in. roundhead, br.		14A*, 14C(P)*, 20A, 20C(P)	RH.806/A	2	C	"
5095	Screw, 8BA, R/H × $\frac{3}{16}$ in.		23	PH.806/H	2	C	"
3646	Screw, 8BA × $\frac{3}{16}$ in. c/sunk head, br.		14A*, 14C(P)*, Qty. 3 and 1	CK.810/F	—	C	"
3072	Screw, bezel, 8BA		14A*, 14C(P)*, 20A, 20C(P)	SPS.011	7	C	"
3073	Screw, bezel, 8BA, c/sunk head × $\frac{13}{32}$ in. bl. br.		14A*, 14C(P)*, 20A, 20C(P)	CH.813/A	1	C	"
3047	Screw, dial		14A*, 14C(P)*, 18, 20A, 20C(P), 23.	SPS.013	2	C	"
3358	Screw, locking case		18	CK. 608S/F	4	C	"
3758	Screw, securing nipple		20A, 20C(P)	CK.812/F	3	C	"
3752	Spacer, snap ring, front		20A, 20C(P), 23	P.13832/1	1	C	"
2247	Washer, Klingerite (P)		14A*, 17A, 20C(P), 23	P.6048	1	C	"
5100	Washer, knob adjusting		23	SPW.264	1	C	"
5099	Washer, rubber		23	SPW.246	1	C	"
5098	Washer, spring, 8 BA.. .. .		23	SPW.221	7	C	"
	Spares:—		Mechanism Ltd.				
			For Marks:—				
5074	Aneroid assembly		21	1707/5	1	C	"
5071	Bezel		21	1707/15	1	C	"
5076	Dial, blank		21	1707/10	1	C	"
3956	Glass		18	1628-6	1	C	"
5068	Glass		21	1707/7	1	C	"
5075	Movement assembly		21	1704/GA	1	C	"
5072	Pointer assembly, fluorescent		21	1685/29	1	C	"
5070	Ring, retaining		21	1707/8	1	C	"
5073	Screw, dial		21	1705/5	3	C	"

RESTRICTED

RESTRICTED

AIRCRAFT ENGINE AND FLYING INSTRUMENTS, ACCESSORIES AND UNIT SERVICING SPARES

SECTION 6A—cont.

1	2	3	4	5	6	7	8
	ALTIMETER—cont.						
	Spares—cont.		Mechanism Ltd.—cont.				
			For Marks:				
3963	Screw, dial securing, 10 BA × $\frac{11}{32}$ in. Inst. head, brass, B B		18			C	each
5069	Washer, glass sealing		21	1707/9	1	C	..
3955	Washer, packing		18	1628-5	1	C	..
	Spares:—		Smith's Aircraft Instruments Ltd.				
			For Marks:—				
4308	Dial, fluorescent		20A	AM.1186	1	C	..
4309	Dial, fluorescent		20C(P)	AM.1213	1	C	..
3586	Glass		14C(P)*, 20C(P)	AS.938	1	C	..
2256	Glass		17A	AM.664	1	C	..
4307	Hand, first, fluorescent		20A, 20C(P)	AM.1177	1	C	..
3968	Hand, second, fluorised, complete		20A, 20C(P)	AM.1154	1	C	..
3969	Hand, third, fluorised, complete		20A, 20C(P)	AM.1155	1	C	..
3583	Knob, millibar, setting		14A*, 14C(P)*, 20A, 20C(P)	AM1048	1	C	..
2250	Nut, bezel		14A*, 14C(P)*, 17A, 20A, 20C(P).	AM.663	1	C	..
3972	Protector		20A, 20C(P)	AM.1057	1	C	..
3964	Ring, sealing		20A, 20C(P)	AM.1208	1	C	..
3965	Ring, spacer		20A, 20C(P)	AM.1207	1	C	..
5446	Screw, bezel		14A*		1	C	..
2257	Screw, bezel, (P.C.)		14C(P)*, 20A, 20C(P)	30-233-265-33	—	C	..
3971	Screw, dial securing		20A, 20C(P)	PA.6936	2	C	..
3584	Screw, special		14A*, 14C(P)*, 20A, 20C(P)	PA.6986	1	C	..
3966	Washer, 7 BA, S.C. spg., stl., D.N.P.		20A, 20C(P)	30-282-009-18	1	C	..
2252	Washer, paper		14A*, 14C(P)*, 17A, 20A, 20C(P)	AM.666	1	C	..
8462	Smith type	CAA.1603/W	1	A	..
8452	Smith type	PW.0102/KAP/1	2	A	..
8453	Smith type	CAA./2002/W	2	A	..
8454	Smith type	CAA/2101/W	1	A	..
8727	Smith type	CAA/2003/W	1	A	..

RESTRICTED

RESTRICTED

AIRCRAFT ENGINE AND FLYING INSTRUMENTS, ACCESSORIES AND UNIT SERVICING SPARES

SECTION 6A—cont.

1	2	3	4	5	6	7	8
4801	ALTIMETER ⁴ —cont. Smith type , fluorescent	Comet	Range 0 to 20,000 ft.	D.96/AM	—	A	each
	Spares:—						
7679	Bezel	BG.486	1	C	..
7681	Locknut, bezel	BG.452	1	C	..
7683	Ring, spacer	AM.828	1	C	..
7680	Stud, bezel	BG.451	1	C	..
7682	Washer, packing	BG.450	1	C	..
2082	Smith type , fluorescent		Range 0 to 35,000 ft.		—	A	..
9453	Smith type , servo	SF.152/AM/PC	1	A	..
—	Transducing		Reference 6TM/9		—	—	—
8046	AMPLIFIER and RELAY UNIT	A.4 A.30	4	A	..
9454	AMPLIFIER, speed and temperature	A.609	1	A	..
	ANGLE OF ATTACK EQUIPMENT						
	Comprising:—						
9479	Probe	FE/51/60240	1	A	..
9480	Ring, adaptor	B/51/56318	1	B	..
9481	Ring, index	B/51/56317	1	B	..
9482	Ring, indexing, Vernier	B/51/56220	1	B	..
9483	Ring, 'O' type	A/51/56310	1	B	..
9484	Spanner, nut	A/51/56303	1	B	..
	BOX, control, inverter:—						
5422	Type A		1	A	..
6370	Type B		—	A	..
	Spares:—						
	Back plate assy.:—						
—	Capacitor, fixed, electrolytic, 50 mfd., 70v.		Reference 10C/0120137		1	—	—

RESTRICTED

7

RESTRICTED

AIRCRAFT ENGINE AND FLYING INSTRUMENTS, ACCESSORIES AND UNIT SERVICING SPARES

SECTION 6A—cont.

1	2	3	4	5	6	7	8
	BOX, control, inverter—cont.						
	Spares—cont.						
	Back plate assy—cont.						
—	Valve, diode		Reference 10CV/0372023		1	—	—
—	Valve, rectifier		Reference 10CV/7018		3	—	—
—	Valve, transistor		Reference 10CV/7012		1	—	—
	Capacitor assy.—						
8226	Switch, thermal, relay	64/34850	1	A	each
8227	Switch, thermal, relay	64/32053	1	A	..
—	Valve, rectifier		Reference 10CV/7018		3	—	—
—	Valve, rectifier		Reference 10CV/7019		1	—	—
	Capacitor plate assy.—						
—	Capacitor, castanet, 140 mfd., 30v.		Reference 10C/25608		3	—	—
—	Capacitor, fixed, metallised, di-electric, 0.25 mfd.		Reference 10C/9147473		1	—	—
—	Valve, transistor		Reference 10CV/7006		2	—	—
	Circuit assy., printed:—						
—	Capacitor, 0.001 mfd., 350v., D.C...		Reference 10C/9409026		1	—	—
—	Capacitor, 0.05 mfd., 250v., D.C. ..		Reference 10C/20896		1	—	—
—	Capacitor, 4 mfd., 100v., D.C. ..		Reference 10C/0122967		3	—	—
—	Capacitor, 8 mfd., ±20%. 12v., D.C.		Reference 10C/9148838		1	—	—
—	Capacitor, 8 mfd., ±20%. 25v., D.C.		Reference 10C/9148682		1	—	—
—	Resistor, 120 ohms, ±10%. ½w. ..		Reference 10W/0221123		1	—	—
—	Resistor, 150 ohms, ±5%. ¼w. ..		Reference 10W/0221127		1	—	—
—	Resistor, 220 ohms, ±10%. ¼w. ..		Reference 10W/0221151		1	—	—
—	Resistor, 390 ohms, ±10%. ¼w. ..		Reference 10W/0222169		1	—	—
—	Resistor, 1 K ohm, ±10%. ¼w. ..		Reference 10W/0222004		1	—	—
—	Resistor, 1.2 K ohms, ±10%. ¼w...		Reference 10W/0222016		1	—	—
—	Resistor, 1.8 K ohms, ±5%. ¼w. ..		Reference 10W/0222034		2	—	—
—	Resistor, 2.2 K ohms, ±5%. ¼w. ..		Reference 10W/0222043		1	—	—
—	Resistor, 2.7 K ohms, ±10%. ¼w...		Reference 10W/0222058		1	—	—
—	Resistor, 3.3 K ohms, ±5%. ¼w. ..		Reference 10W/0222064		2	—	—
—	Resistor, 4.7 K ohms, ±10%. ¼w...		Reference 10W/0222088		1	—	—
—	Resistor, 6.8 K ohms, ±10%. ¼w...		Reference 10W/0222109		1	—	—
—	Resistor, 18 K ohms, ±10%. ¼w. ..		Reference 10W/0222163		1	—	—

RESTRICTED

RESTRICTED

AIRCRAFT ENGINE AND FLYING INSTRUMENTS, ACCESSORIES AND UNIT SERVICING SPARES

SECTION 6A—cont.

1	2	3	4	5	6	7	8
	BOX, control, inverter—cont.						
	Spares— <i>cont.</i>						
	Circuit assy., printed—cont.						
—	Resistor, 22 K ohms, $\pm 5\%$, $\frac{1}{4}$ w. . .		Reference 10W/0222169		3	—	—
—	Resistor, 27 K ohms, $\pm 10\%$, $\frac{1}{4}$ w. . .		Reference 10W/0222184		1	—	—
—	Valve, diode		Reference 10CV/7040		5	—	—
—	Valve, diode, Zenner		Reference 10CV/-		1	—	—
	Plate assy., relay:—						
—	Relay		Reference 10F/0530456		2	—	—
—	Relay		Reference 10F/9470408		2	—	—
—	Relay		Reference 10F/9470616		1	—	—
—	Relay		Reference 10F/9470406		1	—	—
—	Relay		Reference 10F/9470407		1	—	—
—	Relay		Reference 10F/9470615		1	—	—
	Plate assy., transformer:—						
—	Capacitor, castanet, 140 mfd., 30v.		Reference 10C/25608		1	—	—
—	Potentiometer, 500 ohms, 1w.		Reference 10W/-		1	—	—
—	Resistor, 200 ohms, 4w.		Reference 10W/21238		1	—	—
—	Resistor, 333 ohms, $\pm 5\%$, 3w.		Reference 10W/9136020		1	—	—
—	Valve, diode		Reference 10CV/0372023		2	—	—
—	Valve, transistor		Reference 10CV/7085		5	—	—
—	Plug 34 way		Reference 10H/0122848		1	—	—
—	Plug, hermetic, end cover		Reference 10H/9150250		1	—	—
6009	Tray, mounting	64/34706	—	A	each
7785	Mounting, anti-vibration	64/34846	4	C	"
—	Valve, electronic, semi-conductor		Reference 10CV/7018		1	—	—
6408	BOX, control, inverter, Type C		Naval aviation only	64/36229	—	A	each
	Spares:—						
	Attaching parts:—						
—	Screw, trunnion, special		Reference 6B/3568		4	—	—
—	Strap		Reference 6B/3566		2	—	—
—	Trunnion		Reference 6B/3567		4	—	—

RESTRICTED

RESTRICTED

AIRCRAFT ENGINE AND FLYING INSTRUMENTS, ACCESSORIES AND UNIT SERVICING SPARES

SECTION 6A—cont.

1	2	3	4	5	6	7	8
	BOX, control, inverter, Type C—cont.						
	Spares—cont.						
	Cover assy.: —						
—	Band, sealing		Reference 6B/3570		1	—	—
—	Capacitor, 0.25 mfd., 105v., min. ..		Reference 10C/-		1	—	—
—	Capacitor, 0.5 mfd., 250v.		Reference 10C/-		1	—	—
—	Capacitor, 2 mfd., 175v.		Reference 10C/-		1	—	—
8271	Cover	64/36269	1	C	each
8272	Screw, special	64/36235	6	C	”
—	Seal, screw		Reference 6B/3571		6	—	—
8273	Tube, sealing	64/31131	1	C	each
	Panel assy., inverter: —						
—	Capacitor, 0.5 mfd., $\pm 15\%$, 250v. . .		Reference 10C/9464488		—	—	—
—	Capacitor, 140 mfd., 30v. castanet. .		Reference 10F/25608		3	—	—
—	Relay 'E', 260 ohms. Type 'C' contacts.		Reference 10F/-		1	—	—
—	Relay 'F', Type 'C' contacts		Reference 10F/-		1	—	—
—	Resistor, 6.8 ohms $\pm 10\%$. 3w. (RWV.3-J)		Reference 10W/0113205		1	—	—
—	Resistor, 12 ohms (RWV.3-J)		Reference 10W/0113209		1	—	—
—	Resistor, 1.5 K ohms. (RC7-J)		Reference 10W/0222026		1	—	—
—	Valve, diode		Reference 10CV/7036		4	—	—
—	Valve, transistor		Reference 10CV/5929		1	—	—
	Panel, assy., regulator: —						
—	Capacitor, 0.004 mfd., 150v. $\pm 20\%$ (Moldseal)		Reference 10C/-		2	—	—
—	Capacitor, 2 mfd. -20 +50%. 30v. . .		Reference 10C/-		1	—	—
—	Capacitor, 12 mfd. 70v. -20 +50% . .		Reference 10C/-		1	—	—
—	Capacitor, 30 mfd. 30v. -20 +50% (Castanet)		Reference 10C/9148464		1	—	—
—	Resistor, 33 ohms. (RWV.3-J)		Reference 10W/0113219		2	—	—
—	Resistor, 68 ohms. (RC7-J)		Reference 10W/0221089		2	—	—
—	Resistor, 270 ohms. (RC7-J)		Reference 10W/0221164		1	—	—
—	Resistor, 470 ohms. (RC3-N)		Reference 10W/0219089		2	—	—
—	Resistor, 4.7 K ohms. (RC7-J)		Reference 10W/0222089		1	—	—

RESTRICTED

RESTRICTED

AIRCRAFT ENGINE AND FLYING INSTRUMENTS, ACCESSORIES AND UNIT SERVICING SPARES

SECTION 6A—cont.

1	2	3	4	5	6	7	8
	BOX, control, inverter, Type C—cont.						
	Spares—cont.						
	Panel assy., regulator—cont.						
8277	Transductor	64/34456	1	B	each
8276	Transformer	64/34455	1	B	"
—	Valve, diode		Reference 10CV/7036		4	—	—
—	Valve, diode		Reference 10CV/7098		1	—	—
—	Valve, transistor		Reference 10CV/-		2	—	—
	Panel, fast erection—						
—	Capacitor, 30 mfd., 30v.		Reference 10C/9148464		2	—	—
—	Relay, 'C', 260 ohms. Type C contacts		Reference 10F/-		1	—	—
—	Relay, 'D', 260 ohms. Type C contacts		Reference 10F/-		1	—	—
—	Relay, 'G.V.' thermal set at 10 secs.		Reference 10F/-		1	—	—
—	Relay, 'G.V.' thermal set at 50 secs.		Reference 10F/-		1	—	—
—	Resistor, 100 ohms \pm 10%, $\frac{1}{4}$ w.		Reference 10W/0221110		2	—	—
—	Resistor, 270 ohms \pm 10%, $\frac{1}{4}$ w.		Reference 10W/0221164		2	—	—
—	Resistor, 2.2 K ohms \pm 10%, $\frac{1}{4}$ w.		Reference 10W/0222047		2	—	—
—	Transformer		Reference 6B/3561		2	—	—
—	Valve, diode		Reference 10CV/5202		4	—	—
—	Valve, diode		Reference 10CV/7036		4	—	—
—	Valve, transistor		Reference 10CV/5929		1	—	—
	Plate assy., transistor:—						
—	Valve, diode		Reference 10CV/5104		2	—	—
—	Valve, transistor		Reference 10CV/7085		3	—	—
	Side plate 'A':—						
8274	Choke	64/34316	1	B	each
8275	Choke	64/34460	1	B	"
—	Transformer		Reference 6B/3569		1	—	—
	Side plate 'B':—						
8279	Choke	64/34459	1	B	each
8278	Transformer	64/36222	1	B	"

RESTRICTED

11

RESTRICTED

AIRCRAFT ENGINE AND FLYING INSTRUMENTS, ACCESSORIES AND UNIT SERVICING SPARES

SECTION 6A—cont.

1	2	3	4	5	6	7	8
	BOX, control, inverter, Type C—cont.						
	Spares—cont.						
	Suppressor assy.: —						
—	Capacitor, 0.2 mfd., 30v.		Reference 10C/-		2	—	—
—	Capacitor, 0.25 mfd., 115v.		Reference 10C/-		2	—	—
8270	Suppressor	64/34461	1	B	each
	BOX, control, inverter: —						
6479	Type D		—	A	—
7030	Type F	64/36470	—	A	—
	Accessories:—						
—	Band, sealing		Reference 6B/3570		1	—	—
8957	Cover, body	64/34331	1	C	each
8959	Cover, plug assy.	64/34306	1	C	—
8960	Cover, sealing tube	64/34248	1	C	—
8961	End cover assy.	64/36705	1	C	—
8958	Screw, special, 4 BA	64/36255	6	C	—
—	Seal, screw		Reference 6B/3571		6	—	—
—	Tube, sealing		Ref. No. 8273		1	—	—
	Spares:—						
	Panel assy., inverter						
—	Capacitor, 25 mfd., 50v., d.c.		Reference 10C/0145297		1	—	—
—	Capacitor, 140 mfd., 30v., d.c.		Reference 10C/25608		2	—	—
—	Relay, 260 ohms, Type 'C' contacts		Reference 10F/-		1	—	—
—	Relay, 260 ohms, Type 'C' contacts		Reference 10F/-		1	—	—
—	Resistor, 6.8 ohms		Reference 10W/0113205		1	—	—
—	Resistor, 12 ohms		Reference 10W/0113209		1	—	—
—	Resistor, 100 ohms		Reference 10W/0113231		1	—	—
—	Resistor, 270 ohms		Reference 10W/0113241		1	—	—
—	Resistor, 2.2 K ohms		Reference 10W/0113263		1	—	—
—	Resistor, 15 K ohms (RWV.3-J)		Reference 10W/0113259		1	—	—
—	Transformer		Reference 6B/3561		1	—	—
—	Valve, diode		Reference 10CV/0372023		2	—	—
—	Valve, diode		Reference 10CV/7036		5	—	—
—	Valve, transistor		Reference 10CV/5929		1	—	—

RESTRICTED

RESTRICTED

AIRCRAFT ENGINE AND FLYING INSTRUMENTS, ACCESSORIES AND UNIT SERVICING SPARES

SECTION 6A—cont.

1	2	3	4	5	6	7	8
	BOX, control, inverter—cont.						
	Spares—cont.						
	Panel assy., regulator:—						
—	Capacitor, 0.04 mfd., 150v., d.c.		Reference 10C/—		2	—	—
—	Capacitor, 3 mfd., 50v.		Reference 10C/0145293		1	—	—
—	Capacitor, 15 mfd., 100v.		Reference 10C/0145328		1	—	—
—	Capacitor, 25 mfd., 50v.		Reference 10C/0145297		1	—	—
—	Resistor, 0.68 ohms		Reference 10W/0221089		2	—	—
—	Resistor, 33 ohms		Reference 10W/0113219		2	—	—
—	Resistor, 270 ohms		Reference 10W/0221164		1	—	—
—	Resistor, 470 ohms		Reference 10W/0219089		2	—	—
—	Resistor, 4.7 K ohms		Reference 10W/0222089		1	—	—
8966	Transductor		Ref. No. 8276	64/37436	1	B	each
—	Transformer		Reference 10CV/7036		1	—	—
—	Valve, diode		Reference 10CV/7096		4	—	—
—	Valve, diode, Zener		Reference 10CV/5929		1	—	—
—	Valve, transistor				2	—	—
—	Plate assy., end:—						
—	Capacitor, 0.2 mfd., 30v., d.c.		Reference 10C/—		2	—	—
—	Capacitor, 0.25 mfd., ±15%. 115v.		Reference 10C/—		1	—	—
—	Choke, former, wound with 30 S.W.G. copper wire.		Reference 10C/—		1	—	—
—	Relay, 675 ohms		Reference 10F/—		1	—	—
—	Relay, thermal, set at 10 secs.		Reference 10F/—		1	—	—
—	Valve, diode		Reference 10CV/7036		1	—	—
—	Plate 'A' assy., side:—						
—	Choke		Ref. No. 8274		1	—	—
—	Choke		Ref. No. 8275		1	—	—
8964	Transformer		Ref. No. 8275	64/34321	1	B	each
—	Plate 'B' assy., side:—						
—	Choke		Ref. No. 8279		1	—	—
8965	Transformer		Ref. No. 8279	64/34325	1	B	each
—	Plate assy., top:—						
—	Capacitor, 1 mfd., 175 v., a.c. ±15%		Reference 10C/—		1	—	—

RESTRICTED

RESTRICTED

AIRCRAFT ENGINE AND FLYING INSTRUMENTS, ACCESSORIES AND UNIT SERVICING SPARES

SECTION 6A—cont.

1	2	3	4	5	6	7	8
	BOX, control, inverter—cont.						
	Spares—cont.						
	Plate assy., top—cont.						
—	Capacitor, 2 mfd., 125v., a.c. $\pm 15\%$		Reference 10C/-		1	—	—
8963	Choke	64/34324	1	B	each
—	Grommet		Reference 5K/9452014		1	—	—
—	Grommet		Reference 5K/1201342		1	—	—
—	Relay, thermal, set at 50 secs. ..		Reference 10F/-		1	—	—
—	Relay, Type F		Reference 10F/-		1	—	—
8962	Transformer	64/34315	1	B	each
	Plate assy., transistor:—						
—	Valve, diode		Reference 10CV/7122		2	—	—
—	Valve, transistor		Reference 10CV/7085		3	—	—
8603	BOX, control, inverter, Type G	F.19	1	A	each
8650	BOX, switch, aneroid operated		1	A	„
9608	BRUSH ASSEMBLY, fixed	1726/70	1	C	„
8445	BULB	S.110-60-1022	1	B	„
8446	BULB	S.110-55-940	1	B	„
10566	BULB	S.110G-13-200	1	B	„
11465	BULB	S.472-87-12	1	B	„
11466	BULB	S.110-87-1346	1	B	„
6490	BULB		Length 'L'—3 in., P + 2.75 in. ..	S.110G-14-93	3	C	„
8811	BULB	S.110G-53-956	1	C	„
	BULB:—						
8256	Fuel temperature	Belfast	Mark 101 engine	S.110G-50-911	1	C	„

RESTRICTED

RESTRICTED

AIRCRAFT ENGINE AND FLYING INSTRUMENTS, ACCESSORIES AND UNIT SERVICING SPARES

SECTION 6A—cont.

1	2	3	4	5	6	7	8
	BULB—cont.						
9004	Resistance	S.110-75-1133	1	B	each
7258	Sensing		Weston model	S.110G-4-1016	—	C	"
7899	Temperature	S.110G-21-207	1	C	"
7891	Thermometer	S.110G-12-92	1	C	"
7892	Thermometer	S.110G-4-202	1	C	"
7307	Thermometer		For S.W. de-icing system	S.110G-6-518	—	C	"
8587	Thermometer	S.110G-73-1051	1	C	"
8588	Thermometer	S.110G-73-1052	1	C	"
8742	BUSH, plain	SFS.856	1	C	"
8732	CABLE and SOCKET	L5.496	1	B	"
8426	CABLE and SOCKET	L5/496-20	1	B	"
9427	CABLE and SOCKET	L5.261	1	C	"
8719	CABLE ASSEMBLY	FD/766/12	1	C	"
8770	CABLE ASSEMBLY	L1.551	1	B	"
8771	CABLE ASSEMBLY	L1.552	1	B	"
8772	CABLE ASSEMBLY	L1.553	1	B	"
8773	CABLE ASSEMBLY	L1.554	1	B	"
8774	CABLE ASSEMBLY	L2.546	1	B	"
8775	CABLE ASSEMBLY	L2.547	1	B	"
	CABLE:—						
8619	3 ft.	FD.1067/3	1	C	"

RESTRICTED

RESTRICTED
15

AIRCRAFT ENGINE AND FLYING INSTRUMENTS, ACCESSORIES AND UNIT SERVICING SPARES

SECTION 6A—cont.

1	2	3	4	5	6	7	8
8620	CABLE—cont. 5 ft.	FD.1067/5	1	C	each
10062	7 ft.	FD.1067/7	1	C	"
10063	13 ft.	FD.1066/13	1	C	"
8840	CABLE, thermometer	L5.588	1	C	"
9459	CLAMP	C.14572	1	C	"
3823	CLAMP, securing		For 2 in. flangeless instrument case		—	C	"
4246	Accessories:— Adaptor, plate		For 2 in. flangeless instrument case when replacing 2½ in. S.A.E. case.		1	C	"
4833	CLOCK		—	A	"
10476	CLOCK	AL/10TFC/02	1	A	"
5183	CLOCK:— Aircraft Mark 2D:—	Britannia With dummy time of flight hands, 8-day movement.	6520	—	A	"
1275	Fluorescent		—	A	"
1150	Luminous	n		—	A	"
	Spares:—		Smith Aircraft Instruments, Ltd.				
2267	Glass		1	C	"
2197	Mark 4, fluorescent		8-day movement		—	A	"
	Accessories:—						
2639	Plate, adaptor		Required when clocks, Mark 4 are fitted in lieu of Mark 2 type.		1	C	"
2958	Mark 4B, fluorescent		Alternative to Ref. No. 2197		—	A	"
	Smith type:—						
2089	12-hour dial	CHX.2104	—	A	"
3157	Fluorescent	V.308	—	A	"
5184	Time elapsed	Britannia	1395	—	A	"
7865	Time elapsed	NL.1395/5C	1	A	"

RESTRICTED

RESTRICTED

AIRCRAFT ENGINE AND FLYING INSTRUMENTS, ACCESSORIES AND UNIT SERVICING SPARES

SECTION 6A—cont.

1	2	3	4	5	6	7	8
	CLOCK—cont.						
8821	Time elapsed			PWY.308/326	1	A	each
9471	Time elapsed			NL.1395	1	A	"
8972	Time elapsed		Camera Cuss	NL.6250.VC	1	A	"
8464	Time elapsed			NL.7510A	1	A	"
9470	Time of flight			NL.6520	1	A	"
10562	COMPUTOR			MAS.4999	1	A	"
4578	CONNECTION, low pressure			AS.991	1	C	"
	CONNECTOR:—						
10384	7ft.			FD.852	1	B	"
10385	8ft.			FD.922	1	B	"
10386	10ft.			FD.852	1	B	"
9096	CORRECTOR, density			EF.86669/01	1	C	"
5450	COUNTER, engine revolution		Naval aviation only	2 E.R.C.	2	A	"
10475	COVER, Wellerman		For Sangamo Weston transmitters	SR.26709A	1	C	"
	DETECTOR:—						
7876	Controller			PAG/A/7	1	A	"
8974	Ice			NF.0075/667	1	A	"
	Accessories:—						
8975	Probe			PBA/A/3	1	A	"
8933	Ice, Napier				1	A	"
	DIRECTIONAL-GYRO:—						
2240	Fluorescent	Devon C.I.	Sperry Type	15206-0-16620	—	A	"

RESTRICTED

17

RESTRICTED

AIRCRAFT ENGINE AND FLYING INSTRUMENTS, ACCESSORIES AND UNIT SERVICING SPARES

SECTION 6A—cont.

1	2	3	4	5	6	7	8
	DIRECTIONAL-GYRO—cont.						
	Fluorescent—cont.						
	Accessories:—						
	Case, transit:—						
2794	Carton, inner		1	C	each
2793	Case, outer		1	A	..
	DIRECTIONAL-GYRO. Mark 1A:—						
1298	Fluorescent		Reid and Sigrist		—	A	..
1209	Luminous		—	A	..
	Accessories:—						
	Case, transit:—						
—	Carton, inner		Ref. No. 2794		1	—	—
—	Case, outer		Ref. No. 2793		1	—	—
	Spares:—						
2375	Body, union	3080	1	C	each
3197	Clip, filter, inner	3115	1	C	..
3198	Clip, filter, outer	3107	1	C	..
3199	Filter, inner	3114, Drg. No. IN.2406-1.	1	C	..
2325	Olive, union	6514-10	1	C	..
2380	Window	3074	1	C	..
3144	DIRECTIONAL-GYRO. Mark 2,						
	Fluorescent						
	Spares—						
4122	Cap		For transit purposes only	STD.516	1	C	..
4123	Case, complete	DG.245	1	C	..
3608	Circlip, filter	AH.420	1	C	..
4124	Filter, air inner	AH.825	1	C	..
5237	Filter, air, outer, V.P.I. impregnated		IN.995-1, issue 7	1	C	..
3610	Nut, union	AH.262	1	C	..
3612	Sleeve, union	AH.94	1	C	..
4132	Union, body, special	AH.261	1	C	..
2361	FILTER, large, inner	IN.995-2	1	C	..

RESTRICTED

18

RESTRICTED

AIRCRAFT ENGINE AND FLYING INSTRUMENTS, ACCESSORIES AND UNIT SERVICING SPARES

SECTION 6A—cont.

1	2	3	4	5	6	7	8
	FLIGHT SYSTEM, integrated instrument— Components—						
5401	Altimeter (cabin combined), Mark 24 Spares—		1	A	each
9538	Cap, dust, for nipple	1299/36	1	C	..
9528	Capsule assy.	1874/106	1	C	..
9525	Case, S/A, c/w glass	1920/47	1	C	..
9529	Circlip	1874/10	1	C	..
9533	Clamp, screw	1920/20	2	C	..
9534	Clamp, screw, washer	1920/19	2	C	..
9521	Knob	1526/199	1	C	..
9522	Nut, retaining	1920/21	1	C	..
9596	'O' ring	COM/357/1	1	C	..
9597	'O' ring	COM/652/5	1	C	..
9598	'O' ring	COM/355	1	C	..
9539	Plate, retaining, S/A	1920/16	1	C	..
9526	Pointer assy, fine	1874/109	1	C	..
9527	Pointer, coarse, S/A	1874/110	1	C	..
9535	Screw, body mechanism	1874/23	3	C	..
9537	Screw, grub, special	1684/82	4	C	..
9536	Screw, pivot, special	1684/88	4	C	..
9540	Shim, dial, fine	1874/50	A/R	C	..
9524	Spring, adjusting gear	1920/3	1	C	..
9531	Washer, friction	1920/8	1	C	..
9532	Washer, friction	1874/73	1	C	..
9530	Washer, P.T.F.E.	1920/48	1	C	..
9523	Washer, sealing	1920/22	1	C	..
—	Box, control, inverter, Type B		Ref. No. 6370		—	—	—
6828	Height and rate of climb display:— Type B		1	A	each
—	Spares:— Amplifier assembly, servo		Reference 6TD/749		3	—	—
—	Cover assembly, c/w filter		Reference 6TD/742		1	—	—
—	Pointer assembly, height		Reference 6TD/741		1	—	—

RESTRICTED

RESTRICTED

AIRCRAFT ENGINE AND FLYING INSTRUMENTS, ACCESSORIES AND UNIT SERVICING SPARES

SECTION 6A—cont.

1	2	3	4	5	6	7	8
	FLIGHT SYSTEM, integrated instrument—cont.						
	Components—cont.						
	Height and rate of climb display—cont.						
	Type B—cont.						
	Spares—cont.						
—	Scale, height		Reference 6TD/745		1	—	—
—	Scale, vertical speed		Reference 6TD/746		1	—	—
—	Transformer, special		Reference 6TD/743		1	—	—
—	Transformer, special		Reference 6TD/744		2	—	—
—	Window, height scale		Reference 6TD/747		1	—	—
—	Window, vertical speed scale		Reference 6TD/748		1	—	—
5402	Indicator, airspeed, Mark 14		1	A	each
5421	Indicator, slip		1	A
6822	Power supply unit, Type B		1	A
8548	Power supply unit, Type C		1	A
	Spares:—						
—	Resistor, variable, 1 K ohms $\pm 10\%$ lw; w/w.		Reference 6TD/752		2	—	—
—	Resistor, variable, 30 K ohms $\pm 10\%$ lw; w/w.		Reference 6TD/751		1	—	—
—	Transformer, special		Reference 6TD/750		1	—	—
5410	Speed display (I.A.S. and Mach. No.), Mark 1D.			1	A	each
—	Standby, artificial horizon, Mark 1S		Ref. No. 5400		1	—	—
—	Tray, mounting		Ref. No. 6009. For Ref. No. 6370 ..		—	—	—
	FLIGHT SYSTEM, military, Mks. 1, 1A, 1B and 1C:—						
	Components:—		For use with Marks:—				
5502	Azimuth gyro unit, Mark 1		1, 1A, 1B		1	A	each
5480	Box, junction, c/w cable looms, Mark 1A.	Victor only	1, 1A, 1B		1	A
5481	Box, junction, c/w cable looms, Mark 1B.	Vulcan only	1, 1A, 1B		1	A
5501	Comparator, Mark 1A		1A, 1B		1	A

RESTRICTED

RESTRICTED

AIRCRAFT ENGINE AND FLYING INSTRUMENTS, ACCESSORIES AND UNIT SERVICING SPARES

SECTION 6A—cont.

1	2	3	4	5	6	7	8
	FLIGHT SYSTEM, military, Mks. 1, 1A, 1B and 1C—cont.						
	Components—cont.		For use with Marks—cont.				
5476	Comparator unit, Mark 1		1		1	A	each
6466	Demodulator, A.D.F. Type A ..	A.W.660	1C	31/1/S.F.S.	1	A	"
5478	Director, horizon, Mark 1B		1A, 1B		1	A	"
6376	Director, horizon, Type D	A.W.660	1A, 1B	137/1/S.F.S.	2	A	"
5475	Gyro, vertical, Mark 1A		1A, 1B		1	A	"
5482	Manometric unit, Mark 1		1A, 1B		1	A	"
5503	Mounting, Mark 1B		1, 1A, 1B		1	A	"
5483	Mounting, Mark 1D		1, 1A, 1B		1	A	"
5506	Mounting, Mark 1F		1A, 1B		1	A	"
6373	Mounting, Type F		1, 1A, 1B		1	A	"
5479	Selector, Mark 1		1, 1A, 1B		1	A	"
—	Selector, Type A, radial magnetic ..	Britannia	1C, Reference 6TC/6464		1	—	"
6375	Selector, Type B		1, 1A, 1B		1	A	each
6461	Selector, Type C		1C		1	A	"
5484	Track control unit		1B		1	A	"
6462	Track control unit, Type B	A.W.660	1C		1	A	"
5499	Tray, mounting, Mark 1A		1		1	A	"
5504	Tray, mounting, Mark 1C		1, 1A, 1B		1	A	"
5505	Tray, mounting, Mark 1D		1A, 1B		1	A	"
5894	Tray, relay, Type A		1, 1A, 1B		—	A	"
	FLOWMETER, fuel:—						
8947	Bulb, temperature rate	H.S.125	EF.87771/06	1	C	"
8943	Counter, fuel gone	EF.83337/01	1	A	"
8946	Density correction	EF.86660/16	1	A	"
8945	Integrator unit	EF.85554/08	1	A	"
8944	Transmitter	EF.81112/08	1	A	"
8913	FLOWMETER, fuel (Elliott)	7801-05000	1	A	"
8969	Computer	7808-01000	1	A	"
8970	Indicator	7802-01000	1	A	"

RESTRICTED

RESTRICTED

AIRCRAFT ENGINE AND FLYING INSTRUMENTS, ACCESSORIES AND UNIT SERVICING SPARES

SECTION 6A—cont.

1	2	3	4	5	6	7	8
8249	FLOWMETER, fuel (Elliott)	Belfast	Mark 101 Engine	3D 506/1	1	A	each
	FLOWMETER, fuel:—						
6796	Indicator:—	Argosy	Flow rate and fuel consumed ..	3D-703	—	A	„
	Accessories:—						
6798	Amplifier unit	3C-742/1	—	A	„
6797	Transmitter	3D-752	—	A	„
6799	Tray, mounting		For amplifier unit	3D-515	—	C	„
	Spares:—						
8055	Amplifier, magnetic		—	—	—
—	Amplifier, transistor		Reference 9CA/1009		—	—	—
7806	Cap, end		—	—	—
—	Capacitor		Reference 10H/0120108		—	—	—
—	Connector, 3 way, socket		Reference 10H/0560250		—	—	—
7900	Connector, 8 pin	9502-18-8P-001	1	B	each
7832	Connector, 24 pole	Painton P.24/ M.F.S./311186.	1	B	„
7901	Connector, receptacle, 3 pin	Cannon G.S.02- 10SLO-3P-301	1	B	„
7812	Generator, tacho	Ketay Type 10ST2H	1	A	„
7809	Glass, platinized	3A3289	1	C	„
—	Motor, synchro		Reference 5UD/7662.. .. .		—	—	—
7827	Plug, relief valve	3A4961	1	C	each
7808	Ring, front	3B1041	1	C	„
7814	Ring, 'O'	3A10649	1	C	„
7813	Seal, bonded	3A1174	1	C	„
7826	Seal, bonded	3A4968	1	C	„
7831	Seal, front plate	3B789	1	C	„
7810	Spacer	3A2958	1	C	„
7807	Strip, seal	3A2961	1	C	„
7833	Transformer assy.	3B1798	1	A	„
7811	Tube, evacuation		1	C	„
7825	Valve, drain, $\frac{3}{8}$ in. B.S.P.	EVAC.CIV301	1	C	„

RESTRICTED

RESTRICTED

AIRCRAFT ENGINE AND FLYING INSTRUMENTS, ACCESSORIES AND UNIT SERVICING SPARES

SECTION 6A—cont.

1	2	3	4	5	6	7	8
	FLOWMETER, fuel—cont.						
6565	Indicator	Britannia	Negretti and Zambra	2-38094	4	A	each
	Spares:—						
7846	Flywheel	TSA-13	1	C	"
7848	Gasket, cover plate	1-35990	1	C	"
7840	Glass	2-35985	1	C	"
7842	Knob, reset	1-37329	1	C	"
7845	Pin, tapered, special	1-31019	1	C	"
7847	Plate, cover, end	1-36655	1	C	"
7844	Plunger, spindle and arm	1-37282	1	C	"
7841	Pointer assy.	1-40528	1	C	"
7839	Ring, retaining bezel	2-37262	1	C	"
7843	Spring, reset knob	1-37287	1	C	"
5855	Indicator		Negretti and Zambra	2-38095	4	A	"
	Accessories:—						
6424	Transmitter, port, inner	2-38150.AB	1	A	"
6425	Transmitter, port, outer	2-38150.BB	1	A	"
6423	Transmitter, starboard, inner	2-38150.DB	1	A	"
6422	Transmitter, starboard, outer	2-38150.AA	1	A	"
4645	Indicator	Comet	Negretti and Zambra	2-32779	—	A	"
7098	Indicator	Comet 4C	2-38148	4	A	"
	Accessories:—						
7099	Transmitter	2-37517	4	A	"
	Spares:—						
7852	Clip, spring	1-33698	1	C	"
7855	Cover	2-33701	1	C	"
7849	Cover, terminal	1-33893	1	C	"
7853	Nut, slotted couplings	1-37377	1	v	"
7850	Ring, clamping, synchro	1-37374	1	C	"
7856	Ring, cover retaining	2-39636	1	C	"
7851	Screw, special, clamping ring	1-33745	3	C	"
7857	Screw, special, cover retaining	1-39322	5	C	"
7854	Wiper, ring assy.	1-37378	1	C	"

RESTRICTED

RESTRICTED

AIRCRAFT ENGINE AND FLYING INSTRUMENTS, ACCESSORIES AND UNIT SERVICING SPARES

SECTION 6A—cont.

1	2	3	4	5	6	7	8
	FLOWMETER, fuel—cont.						
	Indicator—cont.						
	Spares—						
9031	Filter, transmitter	2-36522	1	C	each
9033	Filter, transmitter	2-32010	1	C	"
—	Flywheel		Ref. No. 7846		1	—	—
—	Gasket, cover plate		Ref. No. 7848		1	—	—
9034	Gasket, filter cover	2-30905	1	C	each
—	Glass		Ref. No. 7840		1	—	—
—	Knob, reset		Ref. No. 7842		1	—	—
—	Pin, tapered, special		Ref. No. 7845		1	—	—
—	Plate, cover, end		Ref. No. 7847		1	—	—
—	Plunger, spindle and arm		Ref. No. 7844		1	—	—
—	Pointer assy.		Ref. No. 7841		1	—	—
—	Ring, retaining bezel		Ref. No. 7839		1	—	—
9032	Ring, sealing, filter, 0.650 in. i/d.	1-33770	1	C	each
9035	Ring, sealing, filter, 1.625 in. i/d.	1-31017	1	C	"
—	Spring, reset knob		Ref. No. 7843		1	—	—
5473	Indicator 0-150 lbs.	Beverley	G. Kent	67FM	6	A	each
	Spares:—						
5966	O-ring, jointing	T.7310	—	C	"
6587	Suppressor, radio, c/w plug and lead		MAT.4020	1	C	"
8697	Switch unit	MAT.4803	1	C	"
5811	Indicator, fuel flow and rate		Naval aviation only	3D/357	1	A	"
	Accessories:—		Naval aviation only				
5806	Amplifier, flowmeter	3D/356	1	A	"
5805	Clip, retaining	3D/3420	1	C	"
5807	Transmitter, fuel flow	3D/349/2	1	A	"
6564	Transmitter	Britannia	Negretti and Zambra	2-38149	4	A	"
	Spares:—						
—	Clip, spring		Ref. No. 7852		1	—	—
—	Cover		Ref. No. 7855		1	—	—
—	Cover, terminal		Ref. No. 7849		1	—	—
—	Nut, slotted couplings		Ref. No. 7853		1	—	—
—	Ring, clamping, synchro		Ref. No. 7850		1	—	—
—	Ring, cover retaining		Ref. No. 7856		1	—	—

RESTRICTED

RESTRICTED

AIRCRAFT ENGINE AND FLYING INSTRUMENTS, ACCESSORIES AND UNIT SERVICING SPARES

SECTION 6A—cont.

1	2	3	4	5	6	7	8
	FLOWMETER, fuel—cont.						
	Transmitter—cont.						
	Spares—cont.						
—	Screw, special, clamping ring ..		Ref. No. 7851		3	—	—
—	Screw, special, cover retaining ..		Ref. No. 7857		5	—	—
—	Wiper, ring assy.		Ref. No. 7854		1	—	—
5472	Transmitter, c/w suppressor	Beverley	G. Kent	MAT.4801	6	A	each
	FLOWMETER, fuel, Mark 2:—		Indicates rate consumption and gallons gone. Faure-Herman.				
3830	Indicator, 0-150 lbs./min.	1.51PM	—	A	..
	Accessories:—						
4430	Relay, electronic, single input, double output.		I.1-32/31	—	A	..
3835	Relay, electronic, single transmitter		I.1-32	—	A	..
3832	Transmitter, 0-240 lb./min.	I.P.32-5	—	A	..
4456	Tray, mounting		—	C	..
	FLOWMETER, fuel, Mark 2B:—						
5948	Indicator, 0-150 lb./min.	I.151/PM	—	A	..
5949	Indicator, 0-300 lb./min.	I.302/5PM	—	A	..
	Accessories:—		For Ref. Nos. 5948 and 5949.				
5946	Computer	810	—	A	..
7720	Set of parts for Mod/Inst/A365 ..		For Modification of Ref. No. 5946		1	C	Set
5947	Control unit, S.G.	M.1	—	A	each
5945	Transmitter	709	—	A	..
5950	Tray, mounting	607	—	A	..
	FLOWMETER, fuel, Mark 2C:—						
5952	Indicator		Indicates total flow	903	—	A	..
5953	Indicator		Indicates total fuel consumed ..	902	—	A	..
5954	Indicator		Indicates rate of flow	602	—	A	..
	Accessories:—		For Ref. Nos. 5952, 5953 and 5954.				
5956	Box, junction	603	—	A	..

RESTRICTED

RESTRICTED

AIRCRAFT ENGINE AND FLYING INSTRUMENTS, ACCESSORIES AND UNIT SERVICING SPARES

SECTION 6A—cont.

1	2	3	4	5	6	7	8
	FLOWMETER, fuel, Mark 2C—cont.						
	Indicator—cont.						
	Accessories—cont.		For Ref. Nos. 5952, 5953 and 5954				
5955	Computer	805	—	A	each
5957	Control unit, S.G. manual	605	—	A	..
5951	Transmitter	IP.32R	—	A	..
7405	Transmitter		Modified version of Ref. No. 5951 ..	IP.32R	—	A	..
5958	Tray, mounting, A.V.	606	—	A	..
	Spares:—						
8557	Choke		200 Microhenrys. For Ref. Nos. 5952, 5953 and 5954.		4	B	..
8556	Transformer		Gresham Type	E3181	2	B	..
	FLOWMETER, fuel, Mark 3:—						
	Indicator, 7-400 lb./min.		Indicates rate of consumption and total fuel consumed. Eclipse Pioneer. Individual engine. Full flow rate ..	3D. 123	—	A	..
	Accessories:—						
4253	Amplifier	3D. 122	—	A	..
6809	Transmitter, 7-400 lb./min.	3D. 121	—	A	..
6843	Plug, sealing		} To incorporate Mod. Inst. A.236 to 6A/4251 Transmitter and bring to 6A/6809 Standard S.T.1/Instru- ments/88.	3A/14265	1	C	..
6844	Washer			G.D.1483/9	1	C	..
4416	Tray, mounting	3B.1031	—	C	..
6340	Indicator, 70-1,000 lb./min.		Total flow and total fuel consumed	3D.124	—	A	..
	Accessories:—						
—	Amplifier		Ref. No. 4253		—	—	—
4291	Clamp, securing, for 3¼ in. case		1	C	each
—	Transmitter, 7-400 lb./min.		Ref. No. 4251		—	—	—
	FLOWMETER, fuel, Mark 4:—						
	Indicator		Simmonds				
6325	Rate and fuel consumed		Rate and fuel consumed	EF.83333/01	1	A	each
	Accessories:—			EF.—			
6323	Integrator unit	84444/03/1	1	A	..
6324	Transmitter unit	81114/01	1	A	..

RESTRICTED

RESTRICTED

AIRCRAFT ENGINE AND FLYING INSTRUMENTS, ACCESSORIES AND UNIT SERVICING SPARES

SECTION 6A—cont.

1	2	3	4	5	6	7	8
5639	FLOWMETER, fuel, Mark 4E:— Indicator (rate and total)	EF.83333/07	1	A	each
	Accessories:—			EF:—			
5641	Corrector, density, manual	86660/04	1	A	..
5640	Integrator unit, rate total (dual input)		85554/01	1	A	..
5972	Probe, rate temp. corrector	87771/04	2	C	..
6160	Probe, total flow, temp. corrector	87771/05	2	C	..
6601	Transmitter	81113/40	2	A	..
	FLOWMETER, fuel, Mark 7:—						
8726	Indicator, rate and total	MAA.4902	1	A	..
8725	Transmitter	MAH.4930	1	A	..
	FLOWMETER, fuel:—(Elliott)						
8283	Indicator, flow rate	Wessex 2	7802-22000	2	A	..
8284	Indicator, total flow rate	Wessex 2	7802-24000	1	A	..
	Accessories:—						
7521	Transmitter (Elliott)	Wessex 2	7801-2500	1	A	..
	Spares:—						
8003	Circlip, large, end cover	3A.10069	5	C	..
—	Connector, receptacle 3 pin	Ref. No. 7901	3	—	—
—	Diode, junction, Germanium	Reference 10CV/7049	—	—	—
—	Diode, Zenner	Reference 10CV/5829	—	—	—
—	Diode, Zenner	Reference 10CV/5308	—	—	—
7999	Glass, metalized	7802-25092	1	C	each
—	Plug, 10 pin	Reference 10H/9464020	—	—	—
	Resistor, composition:—						
—	150 ohms +5%. ¼w.	Reference 10W/0215141	—	—	—
—	1 K ohms +5%. ¼w.	Reference 10W/0215241	—	—	—
—	3.3 K ohms +5%. ¼w.	Reference 10W/0215301	—	—	—
—	8.2 K ohms +5%. ¼w.	Reference 10W/0215351	—	—	—
—	10 K ohms +5%. ¼w.	Reference 10W/0216001	—	—	—
—	56 K ohms +5%. ¼w.	Reference 10W/0215091	—	—	—

RESTRICTED

RESTRICTED

AIRCRAFT ENGINE AND FLYING INSTRUMENTS, ACCESSORIES AND UNIT SERVICING SPARES

SECTION 6A—cont.

1	2	3	4	5	6	7	8
	FLOWMETER, fuel:—(Elliott)—cont.						
	Indicator—cont.						
	Accessories—cont.						
	Transmitter (Elliott)—cont.						
	Spares—cont.						
	Resistors, composition:—cont.						
—	220 K ohms +5% 1/4w.		Reference 10W/0113303		—	—	—
—	330 K ohms +5% 1/4w.		Reference 10W/0215181		—	—	—
—	470 K ohms +5% 1/4w.		Reference 10W/0215201		—	—	—
8002	Resistor, pre-set, 50 ohms	3.AQC/6/21	1	C	each
8001	Resistor, pre-set, 200 ohms	3.AQC/6/21	2	C	"
—	Ring, 'O'		Ref. No. 7814		5	—	—
8000	Ring, spacer	7802-25081	1	C	each
—	Seal, bonded		Ref. No. 7813		5	—	—
—	Strip, seal		Ref. No. 7807		—	—	—
—	Transistor		Reference 10CV/7043		—	—	—
—	Transistor		Reference 10CV/7044		—	—	—
—	Tube, evacuation		Ref. No. 7811		—	—	—
	FLOWMETER, fuel:—(Integral)						
7525	Indicator, Type 939	Whirlwind Mk. 10		1	A	each
8296	Relay unit, rate	7575	1	A	"
7526	Transmitter, Type 7400	Whirlwind Mk. 10		1	A	"
	FLOWMETER, fuel, sensitive S.G.:—						
5813	Indicator		Simmonds Aerocessories Ltd.				
	Accessories:—		Naval aviation only.				
5815	Corrector, density (manual)	EF.83332/01/1	1	A	"
5814	Integrator unit		Naval aviation only.	EF.—			
5812	Transmitter, flow	86660/02/1	1	A	"
			84444/01/1	1	A	"
			81113/01/1	1	A	"
	FUEL CONTENTS SYSTEM	Hercules					
	Comprising:—		Federal Nos:—				
11602	Indicator, fuel		5801247	KL.89303	2	A	"
11603	Indicator, fuel		5801246	KL.89304	2	A	"

RESTRICTED

RESTRICTED

AIRCRAFT ENGINE AND FLYING INSTRUMENTS, ACCESSORIES AND UNIT SERVICING SPARES

SECTION 6A—cont.

1	2	3	4	5	6	7	8
	FUEL CONTENTS SYSTEM—cont.						
11604	Indicator, fuel		5801248	KL.89305	2	A	each
11605	Indicator, fuel		5855859	KL.89306	2	A	"
11606	Indicator, fuel		5855444	KL.89307	2	A	"
11607	Indicator, fuel		5858600	KL.89308	2	A	"
11608	Indicator, fuel		8665116	KL.89309	2	A	"
11609	Indicator, fuel		8497809	KL.89310	2	A	"
11610	Indicator, fuel		8657930	KL.89311	1	A	"
11611	Probe, fuel quantity		5859354	KL.89312	2	A	"
11612	Probe, fuel quantity		5859355	KL.89313	2	A	"
11613	Probe, fuel quantity		5859352	KL.89314	2	A	"
11614	Probe, fuel quantity		5850827	KL.89315	2	A	"
11615	Probe, fuel quantity		5859350	KL.89316	2	A	"
11616	Probe, fuel quantity		5850811	KL.89317	2	A	"
11617	Probe, fuel quantity		5850820	KL.89318	2	A	"
11618	Probe, fuel quantity		5850821	KL.89319	2	A	"
11619	Probe, fuel quantity		5850822	KL.89320	2	A	"
11620	Probe, fuel quantity		5850823	KL.89321	2	A	"
11621	Probe, fuel quantity		5850824	KL.89322	2	A	"
11622	Probe, fuel quantity		5859351	KL.89323	2	A	"
11623	Probe, fuel quantity		0895299	KL.89324	2	A	"
11624	Probe, fuel quantity		5850825	KL.89325	2	A	"
11625	Probe, fuel quantity		5850826	KL.89326	2	A	"
11626	Probe, fuel quantity		5850817	KL.89327	2	A	"
11627	Probe, fuel quantity		5851038	KL.89328	2	A	"
11628	Probe, fuel quantity		5850816	KL.89329	2	A	"
11629	Probe, fuel quantity		5859349	KL.89330	2	A	"
11630	Probe, fuel quantity		5850815	KL.89331	2	A	"
11631	Probe, fuel quantity		5850814	KL.89332	2	A	"
11632	Probe, fuel quantity		5850813	KL.89333	2	A	"
11633	Probe, fuel quantity		5850812	KL.89334	2	A	"
11634	Probe, fuel quantity		0895298	KL.89335	2	A	"
11601	Totalizer, fuel		8606390	KL.89302	2	A	"

RESTRICTED

RESTRICTED

AIRCRAFT ENGINE AND FLYING INSTRUMENTS, ACCESSORIES AND UNIT SERVICING SPARES

SECTION 6A—cont.

1	2	3	4	5	6	7	8
9478	GAUGE ASSEMBLY, refuelling	A.1827A	1	A	each
3952	GAUGE, absolute pressure		-10 + 20 lb./sq. in.	KB.554/03 or KPD.—0103	—	A	..
8248	GAUGE, absolute pressure, diaphragm operated		For use with pressure suits		1	A	..
8835	GAUGE, air pressure	PW.616PG	3	A	..
	GAUGE, air pressure:—						
2241	Dunlop type	A.H.O.374/1	—	B	..
2242	Dunlop type	A.H.O.17980	—	B	..
6027	Dunlop type	A.H.O.17807	—	C	..
3343	K.D.G. type		0-10 lb./sq. in.	GSA/1	—	A	..
5534	GAUGE, boost		Naval aviation only	80BG	1	A	..
6483	GAUGE, boost		-4 to +10 lb./sq. in.	MF/131/BG	1	A	..
10327	GAUGE, boost	SF.133/BG	1	A	..
	GAUGE, boost:—						
	Mark 5H*: —		-7 to + 8lb./sq. in. In small S.A.E. case.				
2681	Fluorescent		—	A	..
2906	Luminous		—	A	..
	Mark 5M*: —		-7 to +24 lb./sq. in. In small S.A.E. case.				
2683	Fluorescent		—	A	..
	Spares:—						
2271	Glass		Negretti and Zambra		1	C	..
2276	Ring, packing	B.G.39	1	C	..
2548	Washer, paper	1-6655	1	C	..
2072	Smith type	Devon C.1	D.66BG	—	A	..

RESTRICTED

RESTRICTED

AIRCRAFT ENGINE AND FLYING INSTRUMENTS, ACCESSORIES AND UNIT SERVICING SPARES

SECTION 6A—cont.

1	2	3	4	5	6	7	8
	GAUGE, boost—cont.						
2867	Smith type		Naval aviation only	81BG	—	A	each
2097	Smith type	67BG	—	A	"
—	Spares:—						
	Washer, packing		Ref. No. 2252		1	—	—
4138	Smith type	Heron	AN/H. 118/BG	—	A	each
4139	Smith type	Heron	AN/H. 119/BG	—	A	"
3672	Smith type	82BG	—	A	"
4299	Smith type		With pointers 1 and 2	H.118BC	—	A	"
4300	Smith type		With pointers 3 and 4	H.119BG	—	A	"
8830	GAUGE, brake pressure	S.214-1-21	2	A	"
	GAUGE, brake pressure:—						
2234	Fluorescent		—	A	"
3677	Fluorescent	AHO.20704	—	A	"
3921	Fluorescent	ACO.29130	—	A	"
4530	Fluorescent	AHO.22016	1	A	"
1754	Mark 1C, Luminous		Triple 0-5000 lbs./p.s.i. Dual 0-1800 lbs./p.s.i. Naval aviation only. Main dial, 0 to 600 lb./sq. in. Sub- sidiary dial, 0 to 130 lb./sq. in.		—	A	"
	Spares:—		Budenberg Gauge Co.				
2803	Bezel	P.3723	1	C	"
2802	Glass	Q.2026-5	1	C	"
1862	Mark 1D, Fluorescent		Main dial, 0 to 600 lbs./p.s.i. Sub- sidiary dial, 0-200 lbs./p.s.i.		—	A	"
	Spares:—		Budenberg Gauge Co.				
—	Bezel		Ref. No. 2803		1	—	—
—	Glass		Ref. No. 2802		1	—	—
4749	Mark 2		Triple reading		—	A	each
5968	Sangamo Weston type		0-2,000 lbs./p.s.i.	S.127-5-149	—	A	"
	Accessories:—						
5441	Transmitter		0-2,000 lbs./p.s.i.	S.122-4-61	—	A	"
4144	Smith type	Heron	AN.547/PG	—	A	"

RESTRICTED

RESTRICTED

AIRCRAFT ENGINE AND FLYING INSTRUMENTS, ACCESSORIES AND UNIT SERVICING SPARES

SECTION 6A—cont.

1	2	3	4	5	6	7	8
	GAUGE, brake pressure—cont.						
4301	Smith type	547PG	—	A	each
4651	Smith type	620PG	—	A	..
2157	Smith type, fluorescent	303PG	—	A	..
2874	Smith type, quadruple		Naval aviation only	373PG	—	A	..
	GAUGE, cabin pressure:—						
8874	Differential	PW.631PG	1	A	..
8682	Differential		0–10 lbs. per sq. in.	259PG	1	A	..
5393	Smith type	PG/259/6-5	1	A	..
6502	Smith type		0–10 lbs. per sq. in.	259/P6/5-5	1	A	..
	GAUGE, centre of gravity:—						
3789	Tank contents	Sycamore	1868FG	—	C	..
	Accessories:—						
3362	Tank unit	1758FG	—	A	..
10329	GAUGE cylinder head temperature	SF-735MV/SB	1	A	..
	GAUGE, de-icer contents. 24-volt:—						
4229	Fluorescent	Heron	975FG	—	A	..
	Accessories:—						
4230	Tank unit	974FG/SB	—	A	..
	Micro-Desynn	Shackleton					
2838	Fluorescent	1386FG	—	A	..
2839	Fluorescent	1388FG	—	A	..
6405	Fluorescent	2000FG	2	A	..
7715	Fluorescent	Shackleton 3	2001FG	1	A	..
7786	Fluorescent	Shackleton 3	2002FG	1	A	..
	Accessories:—		For Ref. Nos. 2838, 2839 and 6405.				
2840	Tank unit	1387FG	1	A	..
2841	Tank unit	1387FG	1	A	..
11154	GAUGE, de-icing contents	Dominie	9201137	1	A	..
	Accessories:—						
11155	Transmitter	920100/12	1	A	..

RESTRICTED

RESTRICTED

AIRCRAFT ENGINE AND FLYING INSTRUMENTS, ACCESSORIES AND UNIT SERVICING SPARES

SECTION 6A—cont.

1	2	3	4	5	6	7	8
8585	GAUGE, differential, cabin pressure ..		0-10 p.s.i.	PW.1170PG	1	C	each
4654	GAUGE, differential pressure:— Kelvin and Hughes Type		0 to 20 lbs./sq. in.	KB310-02D or KPA-0102	—	A	..
6586	Kelvin and Hughes Type	Scimitar	(C/w. 2 connections P.548) Naval aviation only.	KPA.0106/W	1	A	..
4655	Smith type		0 to 15 lbs./sq. in.	D417PG	—	A	..
5219	Smith type	417PG/SB	—	A	..
4345	GAUGE, double, oil tank contents, fluorescent.	Beverley	2030FG	1	A	..
4346	Accessories:— Tank unit	2029FG	2	A	..
7866	GAUGE, dual wheel brake pressure ..		0-2000 lbs. per sq. in.	S.455-5-12	1	A	..
5056	GAUGE, fuel contents:— Fluorescent	Scimitar, 1	Naval aviation only	S.181-2-22	1	A	..
4962	Fluorescent	Scimitar, 1	Naval aviation only	S.181-2-23	1	A	..
	Accessories:—		For Ref. Nos. 5056 and 4962. Naval aviation only, except where other- wise stated.				
	Amplifier:—						
4926	1 channel	F.C.13	1	A	..
4927	2 channel	F.C.14	2	A	..
4928	4 channel	F.C.16	1	A	..
4922	Box, cable connection	B.T.13-1	1	A	..
5315	Box, cable connection	B.T.13-3	1	A	..
4923	Box, cable connection	B.T.14-1	2	A	..
5316	Box, cable connection	B.T.14-4	1	A	..
5317	Box, cable connection	B.T.14-5	2	A	..
5318	Box, cable connection	B.T.14-6	1	A	..

(94755)

RESTRICTED

RESTRICTED

C

AIRCRAFT ENGINE AND FLYING INSTRUMENTS, ACCESSORIES AND UNIT SERVICING SPARES

SECTION 6A—cont.

1	2	3	4	5	6	7	8
	GAUGE, fuel contents—cont. Fluorescent—cont. Accessories—cont.	Scimitar, 1	For Ref. Nos. 5056 and 4962. Naval aviation only, except where otherwise stated.				
5802	Box, cable connection	B.T.14-7	1	A	each
5803	Box, cable connection	B.T.14-8	1	A	"
4924	Box, cable connection	B.T.16-1	1	A	"
5319	Box, cable connection	B.T.18-1	1	A	"
4925	Box, cable connection	J.X.70	1	A	"
6269	Box, terminal	S.M.50	4	A	"
4921	Box, terminal, tank	S.M.51	4	A	"
	Cable, co-axial:—						
4949	Subminiature	S.M.B.9	1	C	"
4948	Subminiature	S.M.B.18	2	C	"
4946	Subminiature	S.M.B.24	2	C	"
4945	Subminiature	S.M.B.57	1	C	"
9313	Subminiature	S.M.B.60A	4	C	"
9312	Subminiature	S.M.B.70A	1	C	"
4942	Subminiature	S.M.B.75	2	C	"
9311	Subminiature	S.M.B.85A	3	C	"
4939	Subminiature	S.M.B.145	1	C	"
4938	Subminiature	S.M.B.160	2	C	"
4937	Subminiature	S.M.B.170	4	C	"
4936	Subminiature	S.M.B.240	1	C	"
4935	Subminiature	S.M.B.250	1	C	"
4934	Subminiature	S.M.B.275	1	C	"
4933	Subminiature	S.M.B.310	1	C	"
4932	Subminiature	S.M.B.370	1	C	"
4958	Subminiature	S.M.C.18	1	C	"
4996	Subminiature	S.M.C.24	2	C	"
4956	Subminiature	S.M.D.24	1	C	"
4955	Subminiature	S.M.E.24	1	C	"
5801	Subminiature	S.M.F.140	1	C	"

RESTRICTED

RESTRICTED

AIRCRAFT ENGINE AND FLYING INSTRUMENTS, ACCESSORIES AND UNIT SERVICING SPARES

SECTION 6A—cont.

1	2	3	4	5	6	7	8
	GAUGE, fuel contents—cont. Fluorescent—cont. Accessories—cont.	Scimitar, 1	For Ref. Nos. 5056 and 4962. Naval aviation only, except where otherwise stated.				
	Cable, co-axial—cont.						
4954	Subminiature	S.M.F.160	1	C	each
5320	Subminiature	S.M.F.170	1	C	"
4953	Subminiature	S.M.F.330	1	C	"
4952	Subminiature	S.M.F.360	1	C	"
5800	Subminiature	S.M.F.490	1	C	"
4951	Subminiature	S.M.G.170	1	C	"
4950	Subminiature	S.M.H.170	1	C	"
4903	Connection, rigid	3 C.O.	2	A	"
4904	Connection, rigid	4 C.O.	2	A	"
4905	Connection, rigid	5 C.O.	2	A	"
4906	Connection, rigid	6 C.O.	2	A	"
4907	Connection, rigid	7 C.O.	—	A	"
4908	Connection, rigid	8 C.O.	—	A	"
4910	Connection, rigid	10 C.O.	—	A	"
4911	Connection, rigid	11 C.O.	—	A	"
4912	Connection, rigid	12 C.O.	—	A	"
4914	Connection, rigid	14 C.O.	—	A	"
4917	Connection, rigid	17 C.O.	2	A	"
4919	Connection, rigid	19 C.O.	2	A	"
4920	Connection, rigid	20 C.O.	2	A	"
5052	Connection, rigid	21 C.O.	—	A	"
5053	Connection, rigid	22 C.O.	—	A	"
5054	Connection, rigid	24 C.O.	—	A	"
5055	Connection, rigid	25 C.O.	2	A	"
5329	Connector, uniradio	L.J.B.30	2	C	"
5816	Connector, uniradio	L.J.B.31	2	C	"
5818	Connector, uniradio	L.J.B.36	2	C	"
5820	Connector, uniradio	L.J.B.43	2	C	"
			Not for Naval aviation only				

RESTRICTED

35

RESTRICTED

(94735)

C 2

AIRCRAFT ENGINE AND FLYING INSTRUMENTS, ACCESSORIES AND UNIT SERVICING SPARES

SECTION 6A—cont.

1	2	3	4	5	6	7	8
	GAUGE, fuel contents—cont. Fluorescent—cont. Accessories—cont.	Scimitar, 1	For Ref. Nos. 5056 and 4962. Naval aviation only, except where otherwise stated.				
5333	Connector, uniradio	L. J. B. 52	2	C	each
5335	Connector, uniradio	L. J. B. 55	2	C	"
5337	Connector, uniradio	L. J. B. 60	2	C	"
5339	Connector, uniradio	L. J. B. 62	2	C	"
5822	Connector, uniradio	L. J. B. 89	2	C	"
5330	Connector, uniradio	L. J. C. 30	2	C	"
5817	Connector, uniradio	L. J. C. 31	2	C	"
5819	Connector, uniradio	L. J. C. 36	2	C	"
5821	Connector, uniradio	L. J. C. 43	2	C	"
5334	Connector, uniradio	L. J. C. 52	2	C	"
5338	Connector, uniradio	L. J. C. 60	2	C	"
5340	Connector, uniradio	L. J. C. 62	2	C	"
5823	Connector, uniradio	L. J. C. 89	2	C	"
5336	Connector, uniradio	L. J. M. 55	2	C	"
5824	Connector, uniradio	L. J. M. 89	2	C	"
4961	Coupler, co-axial	S. M. 29	8	A	"
6271	Gauge contents unit	173. TN	1	A	"
6272	Gauge contents unit	174. TW	1	A	"
6270	Gauge contents unit	176. TN	1	A	"
6274	Gauge contents unit (P)	175. TN	1	A	"
6273	Gauge contents unit (S)	177. TW	1	A	"
6276	Gauge contents unit (P)	181. TN	1	A	"
6275	Gauge contents unit (S)	178. TN	1	A	"
6278	Gauge contents unit (P)	171. TN	1	A	"
6277	Gauge contents unit (S)	182. TN	1	A	"
6280	Gauge contents unit (P)	172. TN	1	A	"
6279	Gauge contents unit (S)	179. TN	1	A	"
6281	Gauge contents unit (S)	180. TN	1	A	"
4931	Gauge, fuel	3. AG	1	A	"
6268	Gauge, fuel totaliser	6. AG	1	A	"
4929	Mounting, A/V		For 4 channel amplifier	L. G. 53	1	C	"
4930	Mounting, A/V		For 1 and 2 channel amplifiers	L. G. 54	3	C	"

RESTRICTED

RESTRICTED

AIRCRAFT ENGINE AND FLYING INSTRUMENTS, ACCESSORIES AND UNIT SERVICING SPARES

SECTION 6A—cont.

1	2	3	4	5	6	7	8
	GAUGE, fuel contents—cont. Fluorescent—cont. Accessories—cont.	Scimitar, 1	For Ref. Nos. 5056 and 4962. Naval aviation only, except where otherwise stated.				
4959	Plug and socket, co-axial	S.M.2-2	34	A	each
4960	Plug and socket, co-axial	S.M.3-2	9	A	"
4862	Tank unit	109.TA	1	A	"
4863	Tank unit	110.TA	1	A	"
4864	Tank unit	111.TA	1	A	"
4865	Tank unit	112.TA	1	A	"
4866	Tank unit	113.TA	1	A	"
4867	Tank unit	114.TA	1	A	"
4868	Tank unit	115.TA	1	A	"
4869	Tank unit	116.TA	1	A	"
4870	Tank unit	117.TA	1	A	"
4871	Tank unit	118.TA	1	A	"
4872	Tank unit	119.TA	1	A	"
4873	Tank unit	120.TA	1	A	"
4874	Tank unit	121.TA	1	A	"
4875	Tank unit	122.TA	1	A	"
4876	Tank unit	123.TA	1	A	"
4877	Tank unit	124.TA	1	A	"
4878	Tank unit	125.TA	1	A	"
4879	Tank unit	105.TN	1	A	"
4880	Tank unit	106.TN	1	A	"
4881	Tank unit	107.TN	1	A	"
4882	Tank unit	108.TN	1	A	"
4883	Tank unit	109.TN	1	A	"
4885	Tank unit	111.TN	1	A	"
4887	Tank unit	113.TN	1	A	"
4888	Tank unit	114.TN	1	A	"
4889	Tank unit	115.TN	1	A	"
4890	Tank unit	116.TN	1	A	"
4891	Tank unit	117.TN	1	A	"

RESTRICTED

37

RESTRICTED

AIRCRAFT ENGINE AND FLYING INSTRUMENTS, ACCESSORIES AND UNIT SERVICING SPARES

SECTION 6A—cont.

1	2	3	4	5	6	7	8
	GAUGE, fuel contents—cont. Fluorescent—cont. Accessories—cont.	Scimitar, 1	For Ref. Nos. 5056 and 4962. Naval aviation only, except where otherwise stated.				
4893	Tank unit	119.TN	1	A	each
4894	Tank unit	120.TN	1	A	..
4895	Tank unit	121.TN	1	A	..
4896	Tank unit	122.TN	1	A	..
4897	Tank unit	123.TN	1	A	..
4898	Tank unit	124.TN	1	A	..
4899	Tank unit	125.TN	1	A	..
4900	Tank unit	126.TN	1	A	..
4902	Tank unit	128.TN	1	A	..
5059	Tank unit	130.TN	1	A	..
5049	Tank unit	131.TN	1	A	..
5051	Tank unit	132.TN	1	A	..
5048	Tnak unit	133.TN	1	A	..
5050	Tank unit	134.TN	1	A	..
5314	Tank unit	143.TN	1	A	..
	Spares:—		Naval aviation only.				
	Bezel		Ref. No. 3168.	For Ref. Nos.— 4931	—	1	—
6138	Case assembly		4926, 4927	47, 644, 103, 06	1	C	each
6146	Connector, co-axial		5803, 5802, 5317	S.M.10	1	C	..
6147	Connector, co-axial		5319	{ S.M.9	9	C	..
			5803, 5802, 5317	{ S.M.9	1	C	..
6148	Connector, co-axial		5803, 5802, 5317	{ S.M.2/1	1	C	..
6149	Connector, co-axial		5315	{ S.M.1/1	2	C	..
			5803, 5802, 5317	{ S.M.1/1	1	C	..
6134	Connector, sub-miniature		4926, 4927	S.M.5	1	C	..
6153	Connector, sub-miniature		4863	S.M.5A	1	C	..
6154	Connector, sub-miniature		4863	S.M.6A	1	C	..
6150	Connector, sub-miniature		4921	S.M.19	1	C	..
6135	Connector, sub-miniature		4927	S.M.6	1	C	..
5923	Connector, sub-miniature		4921	S.M.17	2	C	..

RESTRICTED

RESTRICTED

AIRCRAFT ENGINE AND FLYING INSTRUMENTS, ACCESSORIES AND UNIT SERVICING SPARES

SECTION 6A—cont.

1	2	3	4	5	6	7	8
	GAUGE, fuel contents—cont.						
	Fluorescent—cont.						
	Spares—cont.	Scimitar, 1	For Ref. Nos.: —				
5922	Connector, sub-miniature		Naval aviation only 4921	S.M.18	2	C	each
6155	Connector, sub-miniature		4863, 4862, 4888, 4869.	S.M.8A	1	C	"
6144	Cover assembly		5135, 5803, 5802, 5317.	46, 642, 313, 18	1	C	"
6143	Cover, terminal		4031	C.F.P.215M	1	C	"
6145	Gasket.. ..		5315, 5319, 5803, 5317.	37.763, 133.01	1	C	"
—	Glass		Ref. No. 2560 4931	—	1	—	—
6140	Glass and case assembly		4931	47.836 105.02	1	C	each
6156	Lid, tank unit		4862 to 4891	37.516 204.02	1	C	"
6157	Ring, sealing, 034		Dowty S.P.90004 4921	—	10	C	"
6136	Ring, sealing, 054		Dowty S.P.90004 4927	30.781 204.45	2	C	"
—	Ring, spacer		4926	—	1	C	"
—	Screw, terminal and captive washer		Ref. No. 2940 4931	—	1	—	—
6137	Strip, insulating		Ref. No. 2613 4931	—	1	—	—
	Transistor:—		4927, 4926	37.755 116.01	1	C	each
6139	1 matched pair, plus 1		4926	ZA.5	3	C	pair
—	2 matched pairs, plus 1		Ref. No. 6139 4927	ZA.5	5	—	—
—	Washer, packing		Ref. No. 2552	—	1	—	—
6141	Washer, rubber		4931	A.M.482	1	C	each
6152	Washer, sealing		4921	37.753 715.01	5	C	"
6142	Washer, sealing		4931	C.F.P.213	1	C	"
6151	Washer, spring		4921	37.615 408.04	5	C	"
4773	Fluorescent	Sea Vixen, 1	Naval aviation only	Code LK.36	2	A	"
	Accessories:—		Naval aviation only except where otherwise stated.				
4775	Amplifier	LA.9	2	A	"
6183	Box, relay	BW.45	1	A	"
4793	Box, terminal	LF.51	2	A	"

RESTRICTED

RESTRICTED

AIRCRAFT ENGINE AND FLYING INSTRUMENTS, ACCESSORIES AND UNIT SERVICING SPARES

SECTION 6A—cont.

1	2	3	4	5	6	7	8
	GAUGE, fuel contents—cont.						
	Fluorescent—cont.						
	Accessories—cont.	Sea Vixen, 1	Naval aviation only.				
			Naval aviation only, except where otherwise stated.				
4794	Box, terminal	LF.52	8	A	each
4776	Bracket-attachment		Not for Naval aviation only ..	LG.51	2	C	"
4795	Connector, uniradio	L.J.A.	2	C	"
4777	Switch unit, tank selector	S.B.22	2	A	"
4782	Tank unit	Code L.B.126	1	A	"
4778	Tank unit	Code L.B.136	1	A	"
4779	Tank unit	L.B.59	1	A	"
4780	Tank unit	L.B.60	1	A	"
4781	Tank unit	L.B.61	1	A	"
4783	Tank unit	L.B.63	1	A	"
4784	Tank unit	L.F.64	1	A	"
4785	Tank unit	L.B.65	1	A	"
	Accessories:—						
4790	Bracket, tank unit mounting	L.G.12	4	C	"
4791	Bracket, tank unit mounting		Not for Naval aviation only ..	L.G.19	24	C	"
4792	Bracket, tank unit mounting	L.G.20	4	C	"
4786	Connector		Not for Naval aviation only ..	L.F.3/1	12	C	"
4787	Connector		Not for Naval aviation only ..	L.F.8/1	2	C	"
4788	Connector	L.F.21	2	C	"
4789	Connector	L.F.22	2	C	"
6040	Connector, in line	L.F.26	2	C	"
6041	Connector, in line	L.F.27	1	C	"
6039	Connector, in line	L.F.63	1	C	"
6042	Connector, in line	L.J.A.18	1	C	"
	GAUGE, fuel contents, direct reading,						
	Smith type, magnetic:—						
3125	Luminous	Auster 6 and 7	1505FG	—	A	"
3126	Luminous	Auster 6 and 7	1506FG	—	A	"
3826	Luminous	Auster 9	2047FG	1	C	"
4098	Luminous	Auster 9	1970FG	—	A	"
5118	Luminous	Auster 9	2123FG	—	A	"

RESTRICTED

RESTRICTED

AIRCRAFT ENGINE AND FLYING INSTRUMENTS, ACCESSORIES AND UNIT SERVICING SPARES

SECTION 6A—cont.

1	2	3	4	5	6	7	8
	GAUGE, fuel contents, direct reading, Smith type, magnetic—cont.						
6870	Luminous	Beaver	BDJ/54/GAH2	1	A	each
7166	Luminous	Beaver	LU2204 FL/TJ13	1	A	"
	Accessories:—						
6871	Transmitter	Beaver	59649/29B	3	A	"
2670	Luminous	Chipmunk	1335FG	—	A	"
	Spares:—		For Ref. No. 2670.				
3452	Bezel and disc assembly	FG.5074	1	C	"
3453	Screw, securing, bezel	30-232-108-11	6	C	"
1495	Washer, flange, 2 B.A.	FG.558	1	C	"
2294	Washer, rubber	FG.642	1	C	"
	GAUGE, fuel contents, electrical, Simmonds, float arm type:—						
1857	Fluorescent	Meteor 3, 4, 8, 9, 10 and 11.	GE.15120	—	A	"
2651	Fluorescent	Meteor 8, 9 and 10	GE.21488	—	A	"
2719	Fluorescent	Meteor 7	GE.21552	—	A	"
	Accessories:—		For Ref. Nos. 1857, 2651 and 2719.				
1860	Resistance unit	Meteor, all marks	GE.11632/1	—	C	"
2720	Resistance unit	Meteor 7	GE.21553	—	C	"
1858	Tank unit	Meteor 3, 4, 7, 8, 9, 10 and 11.	GE.15118	—	A	"
2028	Tank unit	Meteor 3, 4, 7, 8, 9, 10 and 11.	GE.18364	—	A	"
2652	Tank unit	Meteor 8, 9 and 10	GE.21483/A	—	C	"
2653	Tank unit	Meteor 8, 9 and 10	GE.21483/B	—	C	"
3289	Tank unit	Meteor 14	GE.30533	—	C	"
	GAUGE, fuel contents, electrical, Simmonds 'Pacitor' type:—						
6644	Fluorescent	Argosy	GP.283/001	2	A	"

RESTRICTED

RESTRICTED

AIRCRAFT ENGINE AND FLYING INSTRUMENTS, ACCESSORIES AND UNIT SERVICING SPARES

SECTION 6A—cont.

1	2	3	4	5	6	7	8
	GAUGE, fuel contents, electrical, Simmonds 'Pacitor' type—cont.						
6876	Fluorescent	GP/283/002	2	A	each
6877	Fluorescent	GP/283/003	2	A	"
6878	Fluorescent	GP/283/004	2	A	"
	Accessories—		For Ref. Nos. 6644, 6876, 6877 and 6878.				
6908	Cable assembly	GP/747/063	2	C	"
6909	Cable assembly	GP/747/064	2	C	"
6631	Cable assembly	GP/747/067	2	C	"
6632	Cable assembly	GP/747/068	2	C	"
6633	Cable assembly	GP/747/069	2	C	"
6634	Cable assembly	GP/747/070	2	C	"
6635	Cable assembly	GP/747/071	2	C	"
6636	Cable assembly	GP/747/072	2	C	"
6637	Cable assembly	GP/747/073	2	C	"
6638	Cable assembly	GP/747/074	2	C	"
6639	Cable assembly	GP/747/075	2	C	"
6640	Cable assembly	GP/747/076	2	C	"
6641	Cable assembly	GP/747/077	2	C	"
6642	Cable assembly	GP/747/078	2	C	"
6643	Cable assembly	GP/747/079	2	C	"
6910	Cable assembly	GP/747/080	2	C	"
8463	Dial assembly	GP/32025/X	1	C	"
6899	Lead, connecting	LJG/18	2	B	"
6900	Lead, connecting	LJG/40	6	C	"
6904	Lead, connecting	LJG/46	4	C	"
6905	Lead, connecting	LJG/50	4	C	"
6906	Lead, connecting	LJG/81	2	C	"
6645	Matching unit	GP/432/055	2	A	"
6646	Matching unit	GP/432/052	2	A	"
6879	Matching unit	GP/432/053	2	A	"
6880	Matching unit	GP/432/046	2	A	"
6649	Tank unit	GP/350/020	2	A	"
6650	Tank unit	GP/350/021	2	A	"
6651	Tank unit	GP/350/022	2	A	"

RESTRICTED

RESTRICTED

AIRCRAFT ENGINE AND FLYING INSTRUMENTS, ACCESSORIES AND UNIT SERVICING SPARES

SECTION 6A—cont.

1	2	3	4	5	6	7	8
	GAUGE, fuel contents, electrical, Simmonds 'Pacitor' type—cont.						
	Fluorescent—cont.						
	Accessories—cont.		For Ref. Nos. 6644, 6878, 6877 and 6878.—cont.				
6881	Tank unit	GP/350/025	2	A	each
6882	Tank unit	GP/350/026	2	A	"
6654	Tank unit	GP/350/027	2	A	"
6655	Tank unit	GP/350/028	2	A	"
6647	Tank unit	GP/350/057	2	A	"
6648	Tank unit	GP/350/058	2	A	"
6652	Tank unit	GP/350/068	2	A	"
6653	Tank unit	GP/354/148	2	A	"
6656	Tank unit	GP/354/149	2	A	"
6657	Tank unit	GP/354/150	2	A	"
6658	Tank unit	GP/354/151	2	A	"
6883	Tank unit	GP/357/030	2	A	"
4739	Fluorescent	GP/280/079	—	A	"
			Calibrated in mass units. Naval aviation only.				
3208	Fluorescent		Naval aviation only... ..	GP/280/003	—	A	"
	Accessories—		For Ref. Nos. 4739 and 3208.				
3222	Box, junction..	GP/922/003	—	C	"
4303	Cable assembly	GP/742/054	—	B	"
3218	Cable assembly	GP/742/055	—	B	"
3219	Cable assembly	GP/742/056	—	B	"
3220	Cable assembly	GP/742/057	—	B	"
3221	Cable assembly	GP/742/058	—	B	"
3223	Connector	GP/743/001	—	B	"
3224	Connector	GP/743/004	—	B	"
3225	Connector	GP/743/003	—	B	"
3216	Connector	GP/423/001	—	C	"
3226	Connector	GP/743/002	—	B	"
3228	Connector	GP/743/005	—	B	"
3227	Connector	GP/743/006	—	B	"

RESTRICTED

RESTRICTED

AIRCRAFT ENGINE AND FLYING INSTRUMENTS, ACCESSORIES AND UNIT SERVICING SPARES

SECTION 6A—cont.

1	2	3	4	5	6	7	8
	GAUGE, fuel contents, electrical, Simmonds 'Pacitor' type—cont.						
	Fluorescent—cont.						
	Accessories—cont.		Naval aviation only.				
			For Ref. Nos. 4739 and 3208—cont.				
3217	Rectifier unit	GP/653/006	—	A	each
3209	Tank unit	GP/384/004	—	A	"
3210	Tank unit	GP/384/005	—	A	"
3211	Tank unit	GP/384/006	—	A	"
3212	Tank unit	GP/384/007	—	A	"
3213	Tank unit	GP/384/008	—	A	"
3214	Tank unit	GP/384/009	—	A	"
3215	Tank unit	GP/384/010	—	A	"
4008	Fluorescent	Beverley	Calibrated in mass units	GP/222/001	2	A	"
4009	Fluorescent	Beverley	Calibrated in mass units	GP/222/002	2	A	"
4010	Fluorescent	Beverley	Calibrated in mass units	GP/282/001	2	A	"
	Accessories:—		For Ref. Nos. 4008, 4009 and 4010.				
4034	Adjuster unit	GP/821/003	1	A	"
—	Box, junction		Ref. No. 3222		—	—	—
4023	Cable assembly	GP/743/046	2	C	each
4026	Cable assembly	GP/743/049	2	C	"
4029	Cable assembly	GP/743/052	2	C	"
4030	Cable assembly	GP/743/053	2	C	"
4032	Cable assembly	GP/743/055	2	C	"
5423	Cable assembly	GP/747/001	2	C	"
5424	Cable assembly	GP/747/002	2	C	"
5425	Cable assembly	GP/747/003	4	C	"
5426	Cable assembly	GP/747/004	2	C	"
5427	Cable assembly	GP/747/005	4	C	"
5428	Cable assembly	GP/747/006	2	C	"
—	Connector		Ref. No. 3216		—	—	—
5103	Glass	GP/31983	—	C	each
5104	Glass	GP/32014	—	C	"
4022	Oscillator unit	GP/520/001	2	A	"
4019	Relay matching unit	GP/443/001	2	A	"
4020	Relay matching unit	GP/443/002	2	A	"
4021	Relay matching unit	GP/443/003	2	A	"

RESTRICTED

RESTRICTED

AIRCRAFT ENGINE AND FLYING INSTRUMENTS, ACCESSORIES AND UNIT SERVICING SPARES

SECTION 6A—cont.

1	2	3	4	5	6	7	8
	GAUGE, fuel contents, electrical, Simmonds 'Pacitor' type—cont.						
	Fluorescent—cont.		For Ref. Nos. 4008, 4009 and 4010— <i>cont.</i>				
	Accessories— <i>cont.</i>						
4011	Tank unit	GP/384/048	2	B	each
4012	Tank unit	GP/384/049	2	A	"
4013	Tank unit	GP/384/050	2	A	"
4014	Tank unit	GP/384/051	2	A	"
4015	Tank unit	GP/384/052	2	A	"
4016	Tank unit	GP/384/053	2	A	"
4017	Tank unit	GP/384/054	2	A	"
4018	Tank unit	GP/384/055	2	A	"
3904	Water detector		Naval aviation only	GP/31174	—	B	"
7141	Fluorescent	Bristol 192	GP/282/045	1	A	"
7142	Fluorescent	Bristol 192	GP/282/046	1	A	"
	Accessories:—		For Ref. Nos. 7141 and 7142. ..				
5843	Cable assembly	GP/742/206	2	C	"
5844	Cable assembly	GP/742/208	1	C	"
6818	Cable assembly	GP/742/291	1	C	"
6693	Cable assembly	GP/742/297	1	C	"
7145	Compensator unit	GP/34090	1	B	"
7143	Matching unit	GP/432/049	1	A	"
7144	Matching unit	GP/432/050	1	A	"
9205	Oscillator unit (transistorised)	GP/34055	1	A	"
7138	Tank unit	GP/350/065	1	A	"
7140	Tank unit	GP/350/066	1	A	"
7139	Tank unit	GP/350/067	1	A	"
5431	Fluorescent	} Britannia.	GP/223/006	2	A	"
5432	Fluorescent	GP/223/007	1	A	"
5433	Fluorescent	GP/223/008	2	A	"
5434	Fluorescent	GP/223/009	2	A	"
	Accessories:—			For Ref. Nos. 5431, 5432, 5433 and 5434. ..			
5154	Cable assembly	GP/742/112	2	C	"

RESTRICTED

RESTRICTED

AIRCRAFT ENGINE AND FLYING INSTRUMENTS, ACCESSORIES AND UNIT SERVICING SPARES

SECTION 6A—cont.

1	2	3	4	5	6	7	8
	GAUGE, fuel contents, electrical, Simmonds 'Pacitor' type—cont. Fluorescent—cont. Accessories—cont.						
			For Ref. Nos. 5431, 5432, 5433 and 5434—cont.				
5148	Cable assembly	GP/742/113/1	2	C	each
5143	Cable assembly	GP/742/199/1	2	C	..
5149	Cable assembly	GP/742/200/1	2	C	..
5150	Cable assembly	GP/742/201/1	1	C	..
5151	Cable assembly	GP/742/221/1	2	C	..
5435	Cable assembly	GP/742/257	2	C	..
5436	Cable assembly	GP/742/258	2	C	..
5594	Cable assembly	GP/742/272/2	2	C	..
5133	Cable assembly	GP/742/273	2	C	..
5153	Cable assembly	GP/762/017/1	2	C	..
5147	Cable assembly	GP/782/003	2	C	..
5146	Cable assembly	GP/782/004	2	C	..
5144	Cable assembly	GP/782/005	2	C	..
5145	Cable assembly	GP/782/006	2	C	..
5152	Cable assembly	GP/782/007/1	2	C	..
11141	Cable assembly	GP/782/012	2	C	..
5135	Link, tank unit	GP/423/005	2	C	..
5139	Matching unit		Centre transfer tank	GP/432/012/1	1	A	..
5136	Matching unit		1 and 4 tanks	GP/432/024	2	A	..
5137	Matching unit		2 and 3 tanks	GP/432/027	2	A	..
5138	Matching unit		Outer transfer tank	GP/432/028	2	A	..
5140	Oscillator unit	GP/521/001/1	4	A	..
5131	Tank unit	GP/313/005	2	A	..
5593	Tank unit	GP/313/006/1	2	A	..
5132	Tank unit	GP/313/007	2	A	..
5123	Tank unit	GP/354/067/3	2	A	..
5122	Tank unit	GP/354/068/4	2	A	..
5126	Tank unit	GP/354/080/4	2	A	..
5125	Tank unit	GP/354/081/4	2	A	..
5124	Tank unit	GP/354/109/3	2	A	..
5128	Tank unit	GP/354/119	2	A	..

RESTRICTED

RESTRICTED

AIRCRAFT ENGINE AND FLYING INSTRUMENTS, ACCESSORIES AND UNIT SERVICING SPARES

SECTION 6A—cont.

1	2	3	4	5	6	7	8
	GAUGE, fuel contents, electrical, Simmonds 'Pacitor' type—cont. Fluorescent—cont. Accessories—cont.						
			For Ref. Nos. 5431, 5432, 5433 and 5434—cont.				
5127	Tank unit	GP/354/120	2	A	each
5130	Tank unit	GP/354/121	2	A	"
5129	Tank unit	GP/354/122	2	A	"
5591	Tank unit	GP/354/123/4	2	A	"
5592	Tank unit	GP/354/124/4	2	A	"
7257	Fluorescent	Comet 4	GE/224/003	2	A	"
	Accessories:—						
7096	Tank unit	GE/32825/2	2	A	"
3873	Fluorescent	Javelin	} Calibrated in mass units }	GP/280/059	2	A	"
5849	Fluorescent			GP/280/111	4	A	"
5851	Fluorescent			GP/280/113	2	A	"
	Accessories:—		For Ref. Nos. 3873, 5849 and 5851.				
4799	Adaptor assembly	GP/32075	2	C	"
6244	Cable assembly	GP/747/042	—	C	"
6245	Cable assembly	GP/747/043	—	C	"
6246	Cable assembly	GP/747/044	2	C	"
6247	Cable assembly	GP/747/045	—	C	"
6248	Cable assembly	GP/747/046	—	C	"
6249	Cable assembly	GP/747/047	—	C	"
6252	Cable assembly	GP/747/052	2	C	"
6253	Cable assembly	GP/747/057	2	C	"
6254	Cable assembly	GP/747/058	—	C	"
6255	Cable assembly	GP/747/059	—	C	"
3493	Cable assembly	GP/762/004	—	B	"
6258	Cable assembly	GP/767/001	6	C	"
6259	Cable assembly	GP/767/002	2	C	"
6263	Cable assembly	GP/767/006	2	C	"
6264	Cable assembly	GP/767/007	2	C	"
6257	Cable assembly, co-axial	GP/749/002	2	C	"

RESTRICTED

RESTRICTED

AIRCRAFT ENGINE AND FLYING INSTRUMENTS, ACCESSORIES AND UNIT SERVICING SPARES

SECTION 6A—cont.

1	2	3	4	5	6	7	8
	GAUGE, fuel contents, electrical, Simmonds 'Pacitor' type—cont. Fluorescent—cont. Accessories:—cont.						
			For Ref. Nos. 3873, 5849 and 5851 —cont.				
6256	Cable assembly, co-axial	GP/749/001	2	C	each
6266	Cable assembly, co-axial	GP/768/001	2	C	"
5235	Compensator unit	Javelin 7/8	GP/32837	2	C	"
3510	Junction unit, 4-way	GP/922/004	—	C	"
3507	Power unit	GP/512/002	—	A	"
3508	Rectifier unit	GP/645/009	—	A	"
4738	Rectifier unit	GP/645/021	2	A	"
4433	Rectifier unit	GP/645/033	2	A	"
3485	Tank unit	GP/354/001	—	A	"
4431	Tank unit	GP/354/061	2	A	"
4730	Tank unit	GP/354/071	2	A	"
4731	Tank unit	GP/354/072	2	A	"
4732	Tank unit	GP/354/073	2	A	"
4734	Tank unit	GP/354/075	2	A	"
4735	Tank unit	GP/354/076	2	A	"
4736	Tank unit	GP/354/077	2	A	"
4737	Tank unit	GP/354/078	2	A	"
4729	Tank unit	GP/354/101	2	A	"
4733	Tank unit	GP/354/102	2	A	"
8568	Tank unit	GP/354/071/7	2	A	"
8569	Tank unit	GP/354/072/7	2	A	"
8570	Tank unit	GP/354/073/7	2	A	"
8572	Tank unit	GP/354/075/7	2	A	"
8573	Tank unit	GP/354/076/7	2	A	"
8574	Tank unit	GP/354/077/7	2	A	"
8575	Tank unit	GP/354/078/7	2	A	"
8567	Tank unit	GP/354/101/7	2	A	"
8571	Tank unit	GP/354/102/7	2	A	"

RESTRICTED

RESTRICTED

AIRCRAFT ENGINE AND FLYING INSTRUMENTS, ACCESSORIES AND UNIT SERVICING SPARES

SECTION 6A—cont.

1	2	3	4	5	6	7	8
	GAUGE, fuel contents, electrical, Simmonds 'Pacitor' type—cont.						
2002	Fluorescent		} Naval aviation only .. }	GP/211/013/8	—	A	each
3051	Fluorescent			GP/211/063/7	—	A	"
3052	Fluorescent			GP/211/064/7	—	A	"
2997	Fluorescent			GP/280/001	—	A	"
2996	Fluorescent			GP/280/002	—	A	"
3053	Fluorescent			GP/211/1065/7	—	A	"
	Accessories:—		For Ref. Nos. 2002, 2996, 2997, 3051, 3052 and 3053.				
3176	Box, adjuster	GP/814/001	—	B	"
3177	Box, adjuster	GP/814/001	—	B	"
3779	Box, junction	GP/912/002/2/B	—	A	"
2573	Cable assembly	GP/712/003/3	—	B	"
2993	Cable assembly	GP/712/073	—	B	"
2994	Cable assembly	GP/732/020	—	B	"
3077	Cable assembly	GP/732/033	—	B	"
3078	Cable assembly	GP/732/010	—	B	"
3079	Cable assembly	GP/712/069	—	B	"
3080	Cable assembly	GP/712/071	—	B	"
3081	Cable assembly	GP/712/070	—	B	"
3082	Cable assembly	GP/712/072	—	B	"
3178	Cable assembly	GP/742/043	—	B	"
3179	Cable assembly	GP/742/044	—	B	"
3175	Cable assembly	GP/732/032	—	B	"
3180	Cable assembly	GP/712/115	—	B	"
3181	Cable assembly	GP/732/054	—	B	"
3182	Cable assembly	GP/712/115	—	B	"
3183	Cable assembly	GP/712/113	—	B	"

RESTRICTED

RESTRICTED

AIRCRAFT ENGINE AND FLYING INSTRUMENTS, ACCESSORIES AND UNIT SERVICING SPARES

SECTION 6A—cont.

1	2	3	4	5	6	7	8
	GAUGE, fuel contents, electrical, Simmonds 'Pacitor' type—cont. Fluorescent—cont. Accessories—cont.		Naval aviation only For Ref. Nos. 2002, 2996, 2997, 3051, 3052 and 3053.—cont.				
3184	Cable assembly	GP/712/114	—	B	each
3185	Cable assembly	GP/732/060	—	B	"
3186	Cable assembly	GP/733/010	—	B	"
3187	Cable assembly	GP/733/011	—	B	"
3188	Cable assembly	GP/713/001	—	B	"
3167	Jettison unit	GP/914/002	—	B	"
2013	Rectifier unit	GP/612/008/7	—	A	"
2977	Rectifier unit	GP/612/061/6	—	A	"
2978	Rectifier unit	GP/612/060/6	—	A	"
2979	Rectifier unit	GP/612/062/6	—	A	"
3003	Rectifier unit	GP/641/001	—	A	"
3004	Rectifier unit	GP/641/002	—	A	"
5309	Rectifier unit	GP/612/129	I	A	"
5310	Rectifier unit	GP/612/128/6	I	A	"
2009	Tank unit	GP/352/010/7	—	A	"
2980	Tank unit	GP/382/032	—	A	"
2981	Tank unit	GP/382/033	—	A	"
2982	Tank unit	GP/352/041	—	A	"
2984	Tank unit	GP/312/027	—	A	"
2985	Tank unit	GP/312/028	—	A	"
2986	Tank unit	GP/312/029	—	A	"
3173	Tank unit	GP/353/009	—	A	"
3174	Tank unit	GP/372/005	—	A	"
2987	Tank unit	GP/312/030	—	A	"
2988	Tank unit	GP/312/031	—	A	"
2989	Tank unit	GP/312/032	—	A	"
2990	Tank unit	GP/382/035	—	A	"
2991	Tank unit	GP/382/036	—	A	"
2998	Tank unit	GP/352/073	—	A	"
2999	Tank unit	GP/382/074	—	A	"

RESTRICTED

RESTRICTED

AIRCRAFT ENGINE AND FLYING INSTRUMENTS, ACCESSORIES AND UNIT SERVICING SPARES

SECTION 6A—cont.

1	2	3	4	5	6	7	8
	GAUGE, fuel contents, electrical, Simmonds 'Pacitor' type—cont. Fluorescent—cont. Accessories—cont.		Naval aviation only. For Ref. Nos. 2002, 2996, 2997, 3051, 3052 and 3053.				
3000	Tank unit	GP/352/082	—	A	each
3001	Tank unit	GP/352/083	—	A	"
3002	Tank unit	GP/382/073	—	A	"
2178	Fluorescent	Valetta C.1 and C.2	GP/211/036/7	—	A	"
2179	Fluorescent	Valetta C.1 and C.2	GP/211/037/7	—	A	"
	Accessories:—		For Ref. Nos. 2178 and 2179.				
2190	Cable assembly	Valetta, Varsity	GP/712/027	—	C	"
2115	Cable assembly	Valetta, Varsity and Viking.	GP/712/088/3	—	C	"
2119	Connector, tank unit	Valetta, Varsity	GP/412/004	—	C	"
2188	Rectifier unit	Valetta C.1	GP/612/034/6	—	A	"
2189	Rectifier unit	Valetta C.1	GP/612/035/6	—	A	"
2180	Tank unit	GP/382/002/8	—	C	"
2181	Tank unit	GP/382/003/8	—	C	"
2182	Tank unit	GP/382/004/8	—	C	"
2183	Tank unit	GP/382/005/8	—	C	"
2184	Tank unit	GP/382/006/8	—	C	"
2185	Tank unit	GP/382/007/8	—	C	"
2186	Tank unit	GP/382/008/8	—	C	"
2187	Tank unit	GP/382/009/8	—	C	"
3857	Fluorescent	Vampire 5, 10 and 11	Only required on Vampire 5 when Mod. No. 568 is fitted.	GP/250/015	—	A	"
4333	Fluorescent	Vampire	GP/250/016	1	A	"
	Accessories:—		For Ref. Nos. 3857 and 4333.				
2216	Box, junction	GP/912/003	—	B	"
2828	Cable assembly	GP/712/078	—	C	"
2829	Cable assembly	GP/712/079	—	C	"
2830	Cable assembly	GP/712/080	—	C	"
2831	Cable assembly	GP/733/001	—	C	"

RESTRICTED

RESTRICTED

AIRCRAFT ENGINE AND FLYING INSTRUMENTS, ACCESSORIES AND UNIT SERVICING SPARES

SECTION 6A—cont.

1	2	3	4	5	6	7	8
	GAUGE, fuel contents, electrical, Simmonds 'Pacitor' type—cont. Fluorescent—cont.						
	Accessories—cont.		For Ref. Nos. 3857 and 4333—cont.				
2832	Cable assembly	GP/733/003	—	C	each
2833	Cable assembly	GP/733/002	—	C	"
1998	Power unit, Malory vibrator	GP/512/001/9	—	A	"
				or			
2823	Rectifier unit	GP/512/001/5B1			
4991	Rectifier unit	GP/642/003	—	A	"
2820	Tank unit	GP/644/032/2	—	A	"
2821	Tank unit	GP/352/057	—	C	"
2822	Tank unit	GP/352/058	—	C	"
2887	Fluorescent	Varsity	GP/352/059	—	C	"
2889	Fluorescent	Varsity	GP/281/039	—	C	"
2888	Fluorescent	Varsity	GP/281/041	—	C	"
		Valetta T.3	GP/281/040	—	C	"
2967	Fluorescent	Valetta T.3	GP/281/043/1	—	A	"
	Accessories:—		For Ref. Nos. 2887, 2889, 2888 and 2967.				
2904	Cable assembly	GP/712/091	—	C	"
2901	Rectifier unit	Varsity T.1	GP/642/020	—	A	"
2902	Rectifier unit	GP/642/021	—	A	"
2903	Rectifier unit	GP/642/022	—	A	"
2968	Rectifier unit	Valetta T.3	GP/642/035/1	—	A	"
2890	Tank unit	GP/382/082	—	C	"
2891	Tank unit	GP/382/083	—	C	"
2892	Tank unit	GP/382/084	—	C	"
2893	Tank unit	GP/382/085	—	C	"
2894	Tank unit	GP/382/086	—	C	"
2895	Tank unit	GP/382/087	—	C	"
2897	Tank unit	GP/382/089	—	C	"
2898	Tank unit	GP/382/090	—	C	"
2899	Tank unit	GP/382/091	—	C	"
2900	Tank unit	GP/382/092	—	C	"

RESTRICTED

RESTRICTED

AIRCRAFT ENGINE AND FLYING INSTRUMENTS, ACCESSORIES AND UNIT SERVICING SPARES

SECTION 6A—cont.

1	2	3	4	5	6	7	8
3895	GAUGE, fuel contents, electrical, Simmonds 'Pacitor' type—cont. Fluorescent	Sea Venom Marks 20 and 21.	GP/250/009	—	A	each
5077	Fluorescent	Sea Venom Marks 20 and 21.	Naval aviation only	GP/250/013	—	A	„
	Accessories:—		For Ref. Nos. 3895 and 5077.				
3898	Adjuster unit	GP/814/008	—	A	„
3900	Cable assembly	GP/742/155	—	A	„
3901	Cable assembly	GP/743/007	—	A	„
3902	Cable junction unit	GP/927/002	—	A	„
3903	Connector, tank unit	GP/311/57	—	A	„
—	Detector, water		Ref. No. 3904		—	—	—
—	Power unit		Ref. No. 3507		—	—	—
3899	Rectifier unit	GP/640/004	—	A	each
3896	Tank unit	GP/352/119	—	A	„
3897	Tank unit	GP/384/040	—	A	„
	Spares:—		For Ref. Nos. 3895 and 5077.				
—	Adaptor		Ref. No. 3822		—	—	—
2572	Mark 4A, fluorescent	1282FG	—	A	„
9655	GAUGE, fuel contents, electrical, Smith type	Argosy (extra tank)	SF.202HSD. BU/4	2	A	„
	Accessories:—						
9607	Tank unit	2205 FG/W	2	A	„
	GAUGE, fuel contents, electrical, Smith type:—						
4145	Fluorescent	Heron	B. J. S. M.	AN/1558/FG/SB	—	C	„
4146	Fluorescent	Heron	B. J. S. M.	AN/1587/FS/SB	—	C	„
4342	Fluorescent	Heron	B. J. S. M.	1727/FG	1	A	„
4296	Fluorescent	Heron, Mark 3	1587/FG/SB	2	A	„
4757	Fluorescent	Skeeter	1921/FG	1	C	„
	Accessories:—						
4817	Tank unit	1482/FG	1	C	„

RESTRICTED

RESTRICTED

AIRCRAFT ENGINE AND FLYING INSTRUMENTS, ACCESSORIES AND UNIT SERVICING SPARES

SECTION 6A—cont.

1	2	3	4	5	6	7	8
	GAUGE, fuel contents, electrical, Smith type—cont.						
	Fluorescent—cont.						
	Accessories—cont.						
5973	Tank unit	2146/FG	1	C	each
6108	Fluorescent	Skeeter	2147/FG	1	A	..
632	Mark 2, luminous	Anson 12	X.44965	—	C	..
	Accessories:—						
660	Tank unit	Y.40451	—	C	..
	Spares:—						
1009	Washer, sealing	44909	1	C	..
2671	Washer, sealing	44909	—	C	..
1928	Mark 4, fluorescent	Mosquito P.R.34 and T.T.39	569FG	—	A	..
1871	Mark 4, fluorescent	744FG	—	A	..
	Accessories:—						
1855	Tank unit	743FG	—	A	..
	Spares:—						
2466	Cover, terminal	FG.668/N	1	C	..
2287	Glass, 2.3 in. × 0.9 in.	FG.660	1	C	..
7293	Potentiometer assembly, 12 volt	FG.5389/E	—	C	..
2293	Screw, 5 B.A. × $\frac{3}{8}$ in.	S.5459	—	C	..
—	Washer, rubber	Ref. No. 2294. Between potentiometer and flange.	1	—	—
2468	Washer, rubber, packing	FG.659	1	C	each
	Mark 4A:—						
3189	Fluorescent	Sycamore	1725/FB/SB	—	A	..
3787	Fluorescent	Sycamore	1881/FG/SB	—	C	..
1651	Luminous	725FG	—	A	..
	Accessories:—						
3190	Tank unit	Sycamore	1724FG/W	—	A	..
3788	Tank unit	Sycamore	1880FG	—	C	..
	Spares:—						
—	Cover	Ref. No. 2285	—	—	—
3483	Potentiometer	Naval aviation only	—	C	each
—	Screw, 5 B.A. × $\frac{3}{8}$ in.	Ref. No. 2293	—	—	—

RESTRICTED

RESTRICTED

AIRCRAFT ENGINE AND FLYING INSTRUMENTS, ACCESSORIES AND UNIT SERVICING SPARES

SECTION 6A—cont.

1	2	3	4	5	6	7	8
	GAUGE, fuel contents, electrical, Smith type—cont.						
	Mark 4B:—		24-volts.				
2192	Fluorescent	Anson T.20 & T.21	1156FG	—	A	each
2057	Fluorescent	Hastings 1	818FG	—	C	..
2058	Fluorescent	Hastings 1	819FG	—	C	..
2059	Fluorescent	Hastings 1	820FG	—	C	..
2060	Fluorescent	Hastings 1	821FG	—	C	..
2061	Fluorescent	Hastings 1	811FG	—	C	..
2062	Fluorescent	Hastings 1	822FG	—	C	..
2063	Fluorescent	Hastings 1	823FG	—	C	..
2806	Fluorescent	Hastings C.2	1477FG	—	A	..
1968	Fluorescent		Naval aviation only	922FG	—	A	..
2029	Fluorescent		Naval aviation only	894FG	—	A	..
2030	Fluorescent		Naval aviation only	895FG	—	A	..
2031	Fluorescent		Naval aviation only	896FG	—	A	..
2198	Fluorescent	Shackleton	1220FG	—	A	..
2199	Fluorescent	Shackleton	1117FG	—	A	..
2206	Fluorescent	Shackleton	1118FG	—	C	..
2201	Fluorescent	Shackleton	1226FG	—	A	..
4156	Fluorescent	Shackleton Mark 3	1854FG	—	C	..
4161	Fluorescent	Shackleton Mark 3	1967FG	—	C	..
5540	Fluorescent	Shackleton Mark 3	2114FG	2	C	..
	Accessories:—		For Mark 4B gauges.				
2193	Tank unit	Anson T.20 & T.21	1012FG	—	C	..
2065	Tank unit	Hastings 1	813FG	—	C	..
2066	Tank unit	Hastings 1	814FG	—	C	..
2067	Tank unit	Hastings 1	815FG	—	C	..
2068	Tank unit	Hastings 1	810FG	—	C	..
2069	Tank unit	Hastings 1	816FG	—	C	..
2070	Tank unit	Hastings 1	817FG	—	C	..
2807	Tank unit	Hastings C.2	1476FG	—	C	..
2808	Tank unit	Hastings C.2	1497FG	—	C	..
2032	Tank unit		Naval aviation only	893FG	—	A	..

RESTRICTED

RESTRICTED

AIRCRAFT ENGINE AND FLYING INSTRUMENTS, ACCESSORIES AND UNIT SERVICING SPARES

SECTION 6A—cont.

1	2	3	4	5	6	7	8
	GAUGE, fuel contents, electrical, Smith type—cont.						
	Mark 4B—cont.						
	Accessories:—cont.		For Mark 4B gauges.				
2033	Tank unit		Naval aviation only	857FG	—	A	each
1874	Tank unit	Shackleton	865FG	—	C	"
1875	Tank unit	Shackleton	866FG	—	C	"
2202	Tank unit	Shackleton	1219FG	—	C	"
2203	Tank unit	Shackleton	1225FG	—	C	"
4160	Tank unit	Shackleton Mark 3	1853FG	—	C	"
5574	Tank unit	Shackleton Mark 3	2112FG	2	C	"
7061	Tank unit	Shackleton Mark 3	2040FG	2	A	"
	Spares:—		For Mark 4B gauges.				
3095	Bezel	BG.486	1	C	"
3101	Cover, terminal	FG.668/M	1	C	"
1325	Ferrule, screwed		Naval aviation only	SG.25C	—	C	"
3092	Glass	PG.493	1	C	"
3097	Glass	PG.120	—	C	"
3093	Ring, rubber	PG.490	1	C	"
3098	Ring, spacer	RV.735	1	C	"
3099	Stud, bezel	BG.451	4	C	"
3100	Washer, packing	BG.450	1	C	"
	Twin dial:—		0-84 Imperial galls.				
2643	Fluorescent	Devon C.1	1058.FG/SB	—	A	"
	Accessories:—						
2644	Tank unit	Devon C.1	1057FG	—	C	"
4275	Fluorescent	Heron	Queen's flight. Superseded by Ref. No. 5030.	1952FG	—	A	"
5030	Fluorescent	Heron	Queen's flight. Supersedes Ref. No. 4275.	2129FG	—	A	"
	Accessories:—						
4276	Tank unit	Heron	Queen's flight.	1951FG	—	C	"
4135	Tank unit	Heron	1586FG	—	C	"
4343	Tank unit	Heron	B.J.S.M.	1726FG	1	A	"

RESTRICTED

RESTRICTED

AIRCRAFT ENGINE AND FLYING INSTRUMENTS, ACCESSORIES AND UNIT SERVICING SPARES

SECTION 6A—cont.

1	2	3	4	5	6	7	8
	GAUGE, fuel contents, electrical, Smith type—cont.						
	Spares:—		For Mark 4 series of gauges fuel contents, electrical, Smith type.				
1326	Socket, 3 pin	FG.815	1	C	each
—	Washer, flange, 2 B.A. holes ..		Ref. No. 1495. For use with 3 and 5 wire transmitters.		—	—	—
1496	Washer, flange 4 B.A. holes ..		For use with 3 wire transmitters ..	SK.28061	—	C	each
8895	GAUGE, fuel contents, electrical, Smith type.	Wessex, Mark 2	2219FG	2	A	„
	GAUGE, fuel contents, electrical, Smith/Desynn type:—						
2722	Fluorescent		Naval aviation only	1414FG	—	A	„
	Accessories:—						
2724	Tank unit	1413FG	—	A	„
4435	Fluorescent		Naval aviation only	FG2010	—	A	„
	Spares:—						
4559	Cover	FG.688/M	—	C	„
6719	Tank unit	Bristol 192	For overload fuel tanks	2188FG	1	A	„
	GAUGE, fuel contents, electrical, Smith type.	Beagle					
9015	Indicator, fuel contents	FG.236500	2	A	„
	Accessories:—						
9016	Tank unit	FT.5693/01	2	A	„
9017	Tank unit	FT.5693/02	2	A	„
9018	Tank unit	FT.5693/03	2	A	„

RESTRICTED

RESTRICTED

AIRCRAFT ENGINE AND FLYING INSTRUMENTS, ACCESSORIES AND UNIT SERVICING SPARES

SECTION 6A—cont.

1	2	3	4	5	6	7	8
	GAUGE, fuel contents, electrical, Smith/ Waymouth type:—						
8779	Fluorescent	Avro 748	L.K.168	2	A	each
	Accessories:—						
8780	Amplifier	LA.26	2	A	..
8781	Box, cable	BT.25/4	2	A	..
8783	Connector, co-axial	MBJ.10	2	B	..
8784	Connector, co-axial	MBD.96	2	B	..
8785	Connector, co-axial	MBH.81	1	B	..
8786	Connector, co-axial	MBJ.81	1	B	..
8787	Connector, co-axial	MBD.158	1	B	..
8788	Connector, co-axial	MBH.158	1	B	..
8789	Connector, co-axial	MBJ.158	1	B	..
8791	Connector, co-axial	MBD.88	2	B	..
8792	Connector, co-axial	MBH.96	2	B	..
8793	Connector, co-axial	MBD.75	4	B	..
8794	Connector, co-axial	MBH.75	4	B	..
8795	Connector, co-axial	MBD.70	2	B	..
8796	Connector, co-axial	MBH.70	2	B	..
9662	Connector, co-axial	MBD.110	2	C	..
9663	Connector, co-axial	MBJ.110	2	C	..
9665	Connector, co-axial	MBD.120	2	C	..
9664	Connector, co-axial	MBD.120	4	C	..
11156	Connector, co-axial	MBD.138	2	C	..
11157	Connector, co-axial	MBJ.138	2	C	..
11158	Connector, co-axial	MBH.200	2	C	..
9486	Gauge, contents, water/methanol	PW.2235/FG/ MB	1	A	..
8782	Reference unit	GR.5	2	A	..
8797	Tank, terminal	GM.10	2	B	..
9485	Tank, terminal	GM.19	2	C	..
8798	Tank unit	GN.23	2	A	..
8799	Tank unit	GN.24	2	A	..
8800	Tank unit	GN.25	2	A	..
8801	Tank unit	GN.26	2	A	..
8802	Tank unit	GN.27	2	A	..

RESTRICTED

RESTRICTED

AIRCRAFT ENGINE AND FLYING INSTRUMENTS, ACCESSORIES AND UNIT SERVICING SPARES

SECTION 6A—cont.

1	2	3	4	5	6	7	8
	GAUGE, fuel contents, electrical, Smith/ Waymouth type—cont.						
	Fluorescent—cont.						
	Accessories—cont.						
8803	Tank unit	GN.137	2	A	each
8804	Tank unit	GN.138	2	A	"
8805	Tank unit	GN.139	2	A	"
10472	Fluorescent	GU.5	1	A	"
10473	Fluorescent	GU.6	1	A	"
10474	Fluorescent	GU.7	1	A	"
7342	Fluorescent	Belfast	GF5	2	A	"
7343	Fluorescent	Belfast	GF6	2	A	"
7344	Fluorescent	Belfast	GF7	2	A	"
	Accessories:—		For Ref. Nos. 7342, 7343 and 7344.				
7339	Bridge/Amplifier Unit	GB14	2	A	"
7340	Bridge/Amplifier Unit	GB15	2	A	"
7341	Bridge/Amplifier Unit	GB16	2	A	"
	Spares:—						
8935	Amplifier unit		For Ref. Nos. 7339, 7340 and 7341	47-654-308-06	—	A	"
8934	Connector		For Ref. Nos. 7339, 7340 and 7341	MB.29	—	C	"
8937	Bridge unit		For Ref. No. 7339 only	47-654-109-21	—	A	"
8939	Bridge unit		For Ref. No. 7340 only	47-654-109-22	—	A	"
8941	Bridge unit		For Ref. No. 7341 only	47-654-109-23	—	A	"
8936	Transformer unit		For Ref. No. 7339 only	47-654-307-56	—	A	"
8938	Transformer unit		For Ref. No. 7340 only	47-654-307-57	—	A	"
8940	Transformer unit		For Ref. No. 7341 only	47-654-307-48	—	A	"
7347	Cable assembly	MBS.30	2	B	"
7346	Cable assembly	MBS.33	2	B	"
7348	Cable assembly	MBS.36	2	B	"
7349	Cable assembly	MBS.38	2	B	"
7350	Cable assembly	MBS.44	2	B	"
8237	Cable assembly	MBS.46	2	B	"
7351	Cable assembly	MBS.48	6	B	"
8238	Cable assembly	MBS.54	3	B	"

RESTRICTED

RESTRICTED

AIRCRAFT ENGINE AND FLYING INSTRUMENTS, ACCESSORIES AND UNIT SERVICING SPARES

SECTION 6A—cont.

1	2	3	4	5	6	7	8
	GAUGE, fuel contents, electrical, Smith/ Waymouth type—cont. Fluorescent—cont. Accessories—cont.		For Ref. Nos. 7342, 7343 and 7344— cont.				
7352	Cable assembly	MBS.60	2	B	each
7353	Cable assembly	MBS.62	2	B	"
7354	Cable assembly	MBS.63	2	B	"
7355	Cable assembly	MBS.66	4	B	"
7356	Cable assembly	MBS.68	4	B	"
7357	Cable assembly	MBS.72	2	B	"
7358	Cable assembly	MBS.76	2	B	"
7359	Cable assembly	MBS.77	2	B	"
8239	Cable assembly	MBS.83	2	B	"
7360	Cable assembly	MBS.84	2	B	"
7361	Cable assembly	MBS.88	2	B	"
7362	Cable assembly	MBS.90	2	B	"
8240	Cable assembly	MBS.98	4	B	"
7363	Cable assembly	MBS.102	2	B	"
7364	Cable assembly	MBS.124	2	B	"
7365	Cable assembly	MBS.136	2	B	"
7366	Cable assembly	MBW.18	2	B	"
7367	Cable assembly	MBW.24	2	B	"
7368	Cable assembly	MBW.26	2	B	"
7369	Cable assembly	MBW.33	2	F	"
7370	Cable assembly	MBW.36	2	B	"
7371	Cable assembly	MBW.38	2	B	"
7372	Cable assembly	MBW.44	2	B	"
8241	Cable assembly	MBW.46	2	B	"
7373	Cable assembly	MBW.48	6	B	"
7374	Cable assembly	MBW.54	2	B	"
7375	Cable assembly	MBW.60	4	B	"
7376	Cable assembly	MBW.62	2	B	"
7377	Cable assembly	MBW.63	2	B	"
7378	Cable assembly	MBW.66	2	B	"
8242	Cable assembly	MBW.68	2	B	"

RESTRICTED

RESTRICTED

AIRCRAFT ENGINE AND FLYING INSTRUMENTS, ACCESSORIES AND UNIT SERVICING SPARES

SECTION 6A—cont.

1	2	3	4	5	6	7	8
	GAUGE, fuel contents, electrical, Smith/ Waymouth type—cont. Fluorescent—cont. Accessories—cont.						
			For Ref. Nos. 7342, 7343 and 7344— cont.				
7379	Cable assembly	MBW.72	2	B	each
7380	Cable assembly	MBW.76	2	B	"
7381	Cable assembly	MBW.77	2	B	"
7382	Cable assembly	MBW.84	2	B	"
7383	Cable assembly	MBW.88	2	B	"
7384	Cable assembly	MBW.90	2	B	"
7385	Cable assembly	MBW.102	2	B	"
7386	Cable assembly	MBW.136	2	B	"
7387	Cable assembly	MBX.83	2	B	"
8243	Cable assembly	MBX.98	2	B	"
7388	Cable assembly	MBX.124	2	B	"
8112	Cable harness	CGB.2	1	C	"
8113	Cable harness	CGB.3	1	C	"
8114	Cable harness	CGB.4	1	C	"
8115	Cable harness	CGB.5	1	C	"
8116	Cable harness	CGB.6	1	C	"
8117	Cable harness	CGB.7	1	C	"
7345	Control unit	BQ.8	1	A	"
7337	Reference unit	GR.9	6	A	"
7338	Tank, terminal	GM.14	6	C	"
7310	Tank unit	GN.90	2	A	"
7311	Tank unit	GN.91	2	A	"
7312	Tank unit	GN.92	2	A	"
7313	Tank unit	GN.93	2	A	"
7314	Tank unit	GN.94	2	A	"
7315	Tank unit	GN.95	2	A	"
7316	Tank unit	GN.96	2	A	"
7317	Tank unit	GN.97	2	A	"
7318	Tank unit	GN.98	2	A	"

RESTRICTED

RESTRICTED

AIRCRAFT ENGINE AND FLYING INSTRUMENTS, ACCESSORIES AND UNIT SERVICING SPARES

SECTION 6A—cont.

1	2	3	4	5	6	7	8
	GAUGE, fuel contents, electrical, Smith/ Waymouth type—cont. Fluorescent—cont. Accessories—cont.						
			For Ref. Nos. 7342, 7343 and 7344— <i>cont.</i>				
7319	Tank unit	GN.99	2	A	each
7320	Tank unit	GN.100	2	A	..
7321	Tank unit	GN.101	2	A	..
7322	Tank unit	GN.102	2	A	..
7323	Tank unit	GN.103	2	A	..
7324	Tank unit	GN.104	2	A	..
7325	Tank unit	GN.105	2	A	..
7326	Tank unit	GN.106	2	A	..
7327	Tank unit	GN.107	2	A	..
7328	Tank unit	GN.108	2	A	..
7329	Tank unit	GN.109	2	A	..
7330	Tank unit	GN.110	2	A	..
7331	Tank unit	GN.111	2	A	..
7332	Tank unit	GN.112	2	A	..
7333	Tank unit	GN.113	2	A	..
7334	Tank unit	GN.114	2	A	..
7335	Tank unit	GN.115	2	A	..
7336	Tank unit	GN.116	2	A	..
3778	Fluorescent		Naval aviation only	AAA.35	—	A	..
4434	Fluorescent		Naval aviation only	AG.33	—	A	..
	Accessories:—		Naval aviation only.				
3777	Box, cable connection	JLA/100/83	—	A	..
3776	Box, tank terminal	JBB/2/P	—	A	..
2737	Box, tank terminal	JBB/2	—	A	..
3853	Fluorescent	Canberra	Calibrated in mass units	AG.26	1	A	..
3854	Fluorescent	Canberra	Calibrated in mass units	AG.27	1	A	..
7516	Fluorescent	Canberra	Calibrated in mass units	AG.144	1	A	..
3878	Fluorescent	Canberra PR.7 B.6 and B.8.	Calibrated in mass units	AG.28	2	A	..

RESTRICTED

RESTRICTED

AIRCRAFT ENGINE AND FLYING INSTRUMENTS, ACCESSORIES AND UNIT SERVICING SPARES

SECTION 6A—cont.

1	2	3	4	5	6	7	8
	GAUGE, fuel contents, electrical, Smith/ Waymouth type—cont. Fluorescent—cont. Accessories—cont.		For Ref. Nos. 3853, 3854, 7516, and 3878				
2762	Amplifier	FAA	—	A	each
	Spares:—						
3810	Valve, amplifier	ZAA	—	C	..
2763	Box, cable connection	JLA/103/60	—	C	..
2764	Box, cable connection	JLA/103/61	—	C	..
7515	Box, cable connection	JY.86	—	C	..
9490	Box, cable connection	Canberra, 15 & 16	JY.88	—	C	..
3561	Box, cable connection	JLA/123/109	—	C	..
2766	Box, terminal	JCB/1a	—	C	..
7517	Cable assembly, co-axial	P.S.30	1	B	..
7518	Cable assembly, co-axial	P.S.54	1	B	..
7519	Cable assembly, co-axial	P.S.73	1	B	..
2767	Connector	CA.14	—	C	..
3734	Connector	CA.25	2	C	..
2768	Connector	CA.26	—	C	..
3563	Connector, internal	PL/T/9/T	—	C	..
3790	Connector, internal	Canberra	PE/T/21/O	—	B	..
3791	Connector, internal	Canberra	PL/T/18/T	—	B	..
3792	Connector, internal	Canberra	PE/T/16/O	—	B	..
3793	Connector, internal	Canberra	PL/T/15/T	—	B	..
3794	Connector, internal	Canberra	PE/T/81/T	—	B	..
3795	Connector, internal	Canberra	PL/T/81/T	—	B	..
3796	Connector, internal	Canberra	PE/T/54/T 30/O.	—	B	..
3797	Connector, internal	Canberra	PL/T/54/T 30/T.	—	B	..
3798	Connector, internal	Canberra	PE/T/54/T	—	B	..
3799	Connector, internal	Canberra	PL/T/54/T	—	B	..
3800	Support	Canberra	For Connector, internal	XE/1	—	B	..

RESTRICTED

RESTRICTED

AIRCRAFT ENGINE AND FLYING INSTRUMENTS, ACCESSORIES AND UNIT SERVICING SPARES

SECTION 6A—cont.

1	2	3	4	5	6	7	8
	GAUGE, fuel contents, electrical, Smith/Waymouth type—cont.						
	Fluorescent—cont.						
	Accessories—cont.						
3801	Support	Canberra	For Ref. Nos. 3853, 3854, 7516 and 3878—cont.	XE/2	—	B	each
2753	Tank unit		For Connector, internal	TB/44a	—	C	..
2754	Tank unit	TB/45a	—	C	..
2755	Tank unit	TB/46a	—	C	..
2756	Tank unit	TB/47a	—	C	..
2757	Tank unit	TB/48a	—	C	..
2758	Tank unit	TB/49a	—	C	..
2759	Tank unit	TV/50a	—	C	..
2760	Tank unit	TB/51a	—	C	..
2804	Tank unit	TC/17	—	C	..
2805	Tank unit	TC/18	—	C	..
3557	Tank unit	TB/110	—	C	..
3558	Tank unit	TB/111	—	C	..
3559	Tank unit	TB/112	—	C	..
3560	Tank unit	TB/113	—	C	..
5853	Fluorescent	Canberra 9	AG/58	1	A	..
3868	Fluorescent	Canberra PR.3 and PR.7.	Calibrated in mass units	AG/29	1	A	..
3856	Fluorescent	Canberra PR.3 and PR.7.	Calibrated in mass units	AG/30	1	A	..
	Accessories:—		For Ref. Nos. 3868, 3856 and 5853.				
2848	Box, cable connection	JLA/103/41	—	C	..
2849	Box, cable connection	JLA/103/111	—	C	..
2850	Connector	CA/18	—	C	..
2851	Connector	CA/40	—	C	..
2852	Connector	CA/38	—	C	..
2853	Connector	CA/55	—	C	..
2854	Connector	CA/72	—	C	..
2995	Connector	CA/80	—	C	..
9491	Connector	Canberra 15 and 16	CA.112	2	C	..
5352	Connector	CR.27	1	C	..

RESTRICTED

RESTRICTED

AIRCRAFT ENGINE AND FLYING INSTRUMENTS, ACCESSORIES AND UNIT SERVICING SPARES

SECTION 6A—cont.

1	2	3	4	5	6	7	8
	GAUGE, fuel contents, electrical, Smith/ Waymouth type—cont.						
	Fluorescent—cont.						
	Accessories—cont.		For Ref. Nos. 3868, 3856, and 5853 —cont.				
5353	Connector			CR.36	2	C	each
5354	Connector			CR.75	1	C	"
2812	Tank unit			TAB/1/18	—	A	"
2844	Tank unit			TAB/2/19	—	A	"
2845	Tank unit			TAA/1/77	—	C	"
2846	Tank unit			TAA/2/78	—	C	"
4992	Tank unit	Canberra PR.9		31TA	2	B	"
4993	Tank unit	Canberra PR.9		32TA	1	B	"
4994	Tank unit	Canberra PR.9		33TA	1	B	"
4584	Fluorescent	Comet		AE.5	4	A	"
4585	Fluorescent	Comet		AE.6	4	A	"
4586	Fluorescent	Comet		AE.7	2	A	"
4587	Fluorescent	Comet		AE.12	4	A	"
	Accessories:—						
				For Ref. Nos. 4584, 4885, 4586 and 4587.			
4637	Box, cable connection			JT.1	2	C	"
4638	Box, cable connection			JT.2	2	C	"
4639	Box, cable connection			JT.3	1	C	"
4640	Box, cable connection			JT.5	2	C	"
4643	Box, relay			B.R.1	2	A	"
4636	Box, tank terminal			JS.1	7	C	"
4644	Bracket, single terminal support			XF	12	C	"
4641	Cable, co-axial			CR.15	13	C	"
4602	Connector, rigid			CO.1	1	C	"
4603	Connector, rigid			CO.2	1	C	"
4604	Connector, rigid			CO.3	1	C	"
4605	Connector, rigid			CO.4	1	C	"
4606	Connector, rigid			CO.5	1	C	"
4607	Connector, rigid			CO.6	1	C	"
4608	Connector, rigid			CO.7	2	C	"

RESTRICTED

65

RESTRICTED

AIRCRAFT ENGINE AND FLYING INSTRUMENTS, ACCESSORIES AND UNIT SERVICING SPARES

SECTION 6A—cont.

1	2	3	4	5	6	7	8
	GAUGE, fuel contents, electrical, Smith/Waymouth type—cont.						
	Fluorescent—cont.						
	Accessories—cont.						
			For Ref. Nos. 4584, 4585, 4586 and 4587—cont.				
4609	Connector, rigid	CO/11	2	C	each
4610	Connector, rigid	CO/12	2	C	..
4611	Connector, rigid	CO/13	2	C	..
4612	Connector, rigid	CO/14	2	C	..
4613	Connector, rigid	CO/15	2	C	..
4614	Connector, rigid	CO/16	2	C	..
4615	Connector, rigid	CO/17	2	C	..
4616	Connector, rigid	CO/18	4	C	..
4617	Connector, rigid	CO/19	2	C	..
4618	Connector, rigid	CO/20	2	C	..
4619	Connector, rigid	CO/21	2	C	..
4620	Connector, rigid	CO/22	2	C	..
4621	Connector, rigid	CO/27	2	C	..
4622	Connector, rigid	CO/28	2	C	..
4623	Connector, rigid	CO/29	2	C	..
4624	Connector, rigid	CO/123	1	C	..
4625	Connector, rigid	CO/124	2	C	..
4626	Connector, rigid	CO/125	2	C	..
4627	Connector, rigid	CO/126	1	C	..
4628	Connector, rigid	CO/127	1	C	..
4629	Connector, rigid	CO/128	2	C	..
4630	Connector, rigid	CO/129	1	C	..
4631	Connector, rigid	CO/130	2	C	..
4632	Connector, rigid	CO/131	2	C	..
4633	Connector, rigid	CO/132	2	C	..
4707	Connector, rigid	CO/133	2	C	..
4634	Connector, rigid	CO/134	1	C	..
4635	Connector, rigid	CO/135	1	C	..
4588	Tank unit	TB/124	4	C	..
4589	Tank unit	TB/125	2	C	..
4590	Tank unit	TB/126	2	C	..

RESTRICTED

RESTRICTED

AIRCRAFT ENGINE AND FLYING INSTRUMENTS, ACCESSORIES AND UNIT SERVICING SPARES

SECTION 6A—cont.

1	2	3	4	5	6	7	8		
	GAUGE, fuel contents, electrical, Smith/ Waymouth type—cont. Fluorescent—cont. Accessories—cont.								
			For Ref. Nos. 4584, 4585, 4586 and 4587—cont.						
4591	Tank unit	CO/127	2	C	each		
4592	Tank unit	CO/128	2	C	..		
4593	Tank unit	CO/129	2	C	..		
4594	Tank unit	CO/130	2	C	..		
4595	Tank unit	CO/131	1	C	..		
4596	Tank unit	CO/132	1	C	..		
4597	Tank unit	CO/133	2	C	..		
4598	Tank unit	TG/42	2	C	..		
4599	Tank unit	TG/43	2	C	..		
4600	Tank unit	TG/44	2	C	..		
4601	Tank unit	TG/45	2	C	..		
7250	Fluorescent	} Comet 4C	}	LH.21	2	A	..		
7251	Fluorescent			LH.22	2	A	..		
7252	Fluorescent			LH.23	2	A	..		
7253	Fluorescent			LH.24	1	A	..		
7246	Fluorescent			LK.152	2	A	..		
7247	Fluorescent			LK.153	2	A	..		
7248	Fluorescent			LK.154	2	A	..		
7249	Fluorescent			LK.155	1	A	..		
	Accessories:—				For Ref. Nos. 7246 to 7253 (incl.).				
7063	Box, cable	BT/17-1	1	A	..
7064	Box, cable	BT/17-2	2	A	..		
7065	Box, cable	BT/17-3	2	A	..		
7066	Box, cable	BT/17-14	2	A	..		
7067	Box, cable	BT/18-2	3	A	..		
7068	Box, cable	BU/1	2	A	..		
7069	Box, cable	BT/2	2	A	..		
7167	Cable assembly	BU/15A	7	C	..		
7179	Cable assembly	IC/27E	1	C	..		

RESTRICTED

67

RESTRICTED

AIRCRAFT ENGINE AND FLYING INSTRUMENTS, ACCESSORIES AND UNIT SERVICING SPARES

SECTION 6A—cont.

1	2	3	4	5	6	7	8
	GAUGE, fuel contents, electrical, Smith/ Waymouth type—cont. Fluorescent—cont. Accessories—cont.						
			For Ref. Nos. 7246 to 7253 (incl.)— cont.				
7183	Cable assembly	IC/27F	1	C	each
7190	Cable assembly	IC/252D	1	C	"
7168	Cable assembly	IC/438B	1	C	"
7170	Cable assembly	2P/435B	1	C	"
7180	Cable assembly	2PS/39E	2	C	"
7184	Cable assembly	2PS/39F	2	C	"
7175	Cable assembly	2PS/42D	2	C	"
7187	Cable assembly	2PS/252C	2	C	"
7169	Cable assembly	2S/429B	1	C	"
7172	Cable assembly	3P/429B	1	C	"
7176	Cable assembly	3PS/126D	2	C	"
7188	Cable assembly	3PS/252C	2	C	"
7171	Cable assembly	3S/425B	1	C	"
7174	Cable assembly	4P/426B	1	C	"
7177	Cable assembly	4P/461D	1	C	"
7189	Cable assembly	4PS/252C	2	C	"
7173	Cable assembly	4S/423B	1	C	"
7178	Cable assembly	4S/468D	1	C	"
7191	Cable assembly	LJB/29	2	C	"
7192	Cable assembly	LJB/39	1	C	"
7193	Cable assembly	LJB/46	2	C	"
7194	Cable assembly	LJB/49	2	C	"
7195	Cable assembly	LJB/51	2	C	"
7196	Cable assembly	LJB/72	2	C	"
7197	Cable assembly	LJB/77	2	C	"
7198	Cable assembly	LJB/81	2	C	"
7199	Cable assembly	LJB/87	2	C	"
7200	Cable assembly	LJB/93	1	C	"
7210	Cable assembly	LJB/102	2	C	"
7201	Cable assembly	LJB/113	2	C	"
7202	Cable assembly	LJB/124	2	C	"

RESTRICTED

RESTRICTED

AIRCRAFT ENGINE AND FLYING INSTRUMENTS, ACCESSORIES AND UNIT SERVICING SPARES

SECTION 6A—cont.

1	2	3	4	5	6	7	8
	GAUGE, fuel contents, electrical, Smith / Waymouth type—cont. Fluorescent—cont. Accessories—cont.						
			For Ref. Nos. 7246 to 7253 (incl.)— cont.				
7203	Cable assembly	LJB/127	1	C	each
7204	Cable assembly	LJB/131	2	C	"
7205	Cable assembly	LJB/155	2	C	"
7206	Cable assembly	LJB/167	2	C	"
7207	Cable assembly	LJB/212	1	C	"
7208	Cable assembly	LJB/241	1	C	"
7209	Cable assembly	LJB/244	2	C	"
7211	Cable assembly	LJR/29	2	C	"
7212	Cable assembly	LJR/39	1	C	"
7213	Cable assembly	LJR/43	2	C	"
7214	Cable assembly	LJR/46	2	C	"
7215	Cable assembly	LJR/49	2	C	"
7216	Cable assembly	LJR/51	2	C	"
7217	Cable assembly	LJR/72	2	C	"
7218	Cable assembly	LJR/77	2	C	"
7219	Cable assembly	LJR/81	2	C	"
7220	Cable assembly	LJR/87	2	C	"
7222	Cable assembly	LJR/93	1	C	"
7221	Cable assembly	LJR/102	2	C	"
7223	Cable assembly	LJR/113	2	C	"
7224	Cable assembly	LJR/124	2	C	"
7225	Cable assembly	LJR/127	1	C	"
7226	Cable assembly	LJR/131	2	C	"
7227	Cable assembly	LJR/155	2	C	"
7228	Cable assembly	LJR/167	2	C	"
7229	Cable assembly	LJB/212	1	C	"
7230	Cable assembly	LJR/241	1	C	"
7231	Cable assembly	LJR/244	2	C	"
7232	Cable assembly	LJS/29	2	C	"

RESTRICTED

RESTRICTED

AIRCRAFT ENGINE AND FLYING INSTRUMENTS, ACCESSORIES AND UNIT SERVICING SPARES

SECTION 6A—cont.

1	2	3	4	5	6	7	8
	GAUGE, fuel contents, electrical, Smith/ Waymouth type—cont. Fluorescent—cont. Accessories—cont.						
			For Ref. Nos. 7246 to 7253 (incl.)— cont.				
7233	Cable assembly	LJS/39	1	C	each
7234	Cable assembly	LJS/43	2	C	"
7235	Cable assembly	LJS/46	2	C	"
7088	Connector	LF/42	6	C	"
7090	Connector	LF/43	6	C	"
7092	Connector	LF/44	3	C	"
7087	Connector	LU/31	8	C	"
7089	Connector	LU/42	8	B	"
7091	Connector	LU/43	8	C	"
7093	Connector	LU/44	4	C	"
7094	Label	37-872-144-01	4	B	"
7095	Mounting bracket	LG.24	8	C	"
7070	Tank unit	LB/114	2	A	"
7071	Tank unit	LB/115	2	A	"
7072	Tank unit	LB/116	2	A	"
7073	Tank unit	LB/117	2	A	"
7074	Tank unit	LB/118	2	A	"
7075	Tank unit	LB/119	2	A	"
7076	Tank unit	LB/120	2	A	"
7077	Tank unit	LB/121	2	A	"
7078	Tank unit	LB/122	1	A	"
7079	Tank unit	LB/123	1	A	"
7080	Tank unit	LB/124	1	A	"
7081	Tank unit	LB/125	1	A	"
7082	Tank unit	LB/128	2	A	"
7083	Tank unit	LB/129	2	A	"
7084	Tank unit	LB/130	2	A	"
7085	Tank unit	LB/131	2	A	"
7086	Tank unit	LB/132	2	A	"
7062	Transformer	TR.5	1	A	"

RESTRICTED

RESTRICTED

AIRCRAFT ENGINE AND FLYING INSTRUMENTS, ACCESSORIES AND UNIT SERVICING SPARES

SECTION 6A—cont.

1	2	3	4	5	6	7	8
	GAUGE, fuel contents, electrical, Smith/ Waymouth type—cont.						
8853	Fluorescent	D.H.125	11AG	2	A	each
	Accessories:—						
8854	Amplifier	FAB.28	2	A	..
8855	Box, cable	BT.27/2	2	A	..
8862	Cable assembly	MCK.84	2	B	..
8863	Cable assembly	MCK.110	2	B	..
8864	Cable assembly	MCK.30	4	B	..
8865	Cable assembly	MCK.32	4	B	..
8866	Cable assembly	MCK.47	4	B	..
8867	Cable assembly	MCK.9	2	B	..
8856	Tank unit	72TN	2	A	..
8857	Tank unit	73TN	2	A	..
8858	Tank unit	74TN	2	A	..
8859	Tank unit	75TN	2	A	..
8860	Tank unit	76TN	2	A	..
8861	Tank unit	77TN	2	A	..
6217	Fluorescent	AG.124	2	A	..
	Accessories:—						
6310	Amplifier	Gnat	FAB.24	1	A	..
6218	Box, cable	BT.20-13	1	A	..
7483	Box, cable	BT.20-36	1	A	..
9316	Cable assembly	SMB/6A	2	C	..
6345	Cable assembly	SMB/36	1	C	..
9318	Cable assembly	SMB/48A	1	C	..
9317	Cable assembly	SMB/72A	1	C	..
9315	Cable assembly	SMB/90A	1	C	..
9314	Cable assembly	SME.72A	1	C	..
9319	Cable assembly	SMH-30A	1	C	..
6223	Cable assembly	SMH-36	1	C	..
6226	Connector	PY-18	2	C	..

RESTRICTED

RESTRICTED

AIRCRAFT ENGINE AND FLYING INSTRUMENTS, ACCESSORIES AND UNIT SERVICING SPARES

SECTION 6A—cont.

1	2	3	4	5	6	7	8
	GAUGE, fuel contents, electrical, Smith/ Waymouth type—cont.						
	Fluorescent—cont.						
	Accessories—cont.						
6227	Connector	PY-20	2	C	each
6228	Connector	PY-25	2	C	"
6224	Connector	SM-21	3	C	"
6225	Connector	SM-44	6	C	"
6231	Tank unit	TN.50	2	C	"
6232	Tank unit	TS-5	1	A	"
	Spares:—						
10482	Gasket	37-753-704	1	C	"
6233	Tank unit	TS-9	1	A	"
6234	Tank unit	TS-11	1	C	"
7486	Tank unit	TS-13	1	A	"
6229	Tank unit	TW-1	2	C	"
6230	Tank unit	TW-2	2	C	"
8229	Tank unit	TW-5	2	A	"
8230	Tank unit	TW-6	2	A	"
4441	Fluorescent	Hunter 4	Calibrated in mass units	AG.38	1	A	"
4442	Fluorescent	Hunter 4	Calibrated in mass units	AG.39	1	A	"
4448	Fluorescent	Hunter 5	Calibrated in mass units	AG.40	2	A	"
4310	Fluorescent	Hunter 6	Calibrated in mass units	AG.26	2	A	"
	Accessories:—		For Ref. Nos. 4441, 4442, 4448 and 4310.				
3016	Amplifier	FAB	2	A	"
	Spares:—		Naval aviation only. Smith's Air- craft Instruments Ltd.				
4666	Buffer, mounting, rubber	10257	—	C	"
4667	Buffer, mounting, rubber	10256	—	C	"
4668	Rubber	5371/5	—	C	"
4662	Screw, cover	5513	—	C	"
4664	Spring, mounting, c/w support bracket, L.H.		PG.1665	—	C	"
4665	Spring, mounting, c/w support bracket, R.H.		PG.1702	—	C	"

RESTRICTED

RESTRICTED

AIRCRAFT ENGINE AND FLYING INSTRUMENTS, ACCESSORIES AND UNIT SERVICING SPARES

SECTION 6A—cont.

1	2	3	4	5	6	7	8
	GAUGE fuel contents, electrical, Smith/ Waymouth type—cont. Fluorescent—cont. Accessories—cont. Amplifier—cont. Spares :—cont.						
			For Ref. Nos. 4441, 4442, 4448 and 4310—cont. Naval aviation only.				
4663	Washer, fibre captive	5371/9	—	C	each
4418	Amplifier	FAB/03	2	A	"
4457	Amplifier	Hunter 6	FAB/18	1	A	"
	Spares:—						
8549	Transformer, auto (L.11)	47-644-211-30	—	A	"
8550	Transformer, filter	47-644-211-24	—	A	"
—	Valve, amplifier		Ref. No. 3810		—	—	—
4445	Box, cable connection	} Hunter 5	}	JX-12	1	C	each
4446	Box, cable connection			JX-14	1	C	"
4317	Box, relay	Hunter	BW.13	1	A	"
4318	Box, relay	Hunter	BW.14	1	A	"
4443	Box, relay	Hunter 4	JX.13	1	A	"
4444	Box, relay	Hunter 4	JX.15	1	A	"
4315	Box, tank terminal	Hunter	JM.14	6	C	"
4316	Box, tank terminal	Hunter	JU.6	8	C	"
4691	Box, tank terminal	Hunter	JU.7	4	C	"
3447	Box, terminal	JA.5	6	B	"
2813	Bracket attachment	XA	3	C	"
4381	Cable harness, co-axial	CG.1	1	C	"
4382	Cable, co-axial	CJ.136	1	C	"
4383	Cable, co-axial	CJC.65	1	C	"
4384	Cable, co-axial	CR.30	1	C	"
4385	Cable, co-axial	CR.65	1	C	"
4386	Cable, co-axial	CR.154	1	C	"
4387	Cable, co-axial	CR.192	1	C	"
4388	Cable, co-axial	CR.228	1	C	"
4389	Cable, co-axial	CRC.146	1	C	"

RESTRICTED

73

RESTRICTED

AIRCRAFT ENGINE AND FLYING INSTRUMENTS, ACCESSORIES AND UNIT SERVICING SPARES

SECTION 6A—cont.

1	2	3	4	5	6	7	8
	GAUGE, fuel contents, electrical, Smith/ Waymouth—cont. Fluorescent—cont. Accessories—cont.						
			For Ref. Nos. 4441, 4442, 4448 and 4310.				
4390	Cable, co-axial	CRC.54	1	C	each
4391	Cable, co-axial	CJC.166	1	C	"
4392	Cable, co-axial	CS.21	1	C	"
3570	Connector	CA.10	—	C	"
3571	Connector	CA.62	—	C	"
3572	Connector	CA.125	—	C	"
3573	Connector	CA.140	—	C	"
3676	Connector, internal	PL/T/30/T	2	C	"
4447	Connector, uniradio	Hunter 4	CS.75	2	C	"
3442	Tank unit	TC.94	2	C	"
3443	Tank unit	TC.95	2	C	"
3444	Tank unit	TC.96	1	C	"
3445	Tank unit	TC.97	1	C	"
4311	Tank unit	Hunter	TC.127	2	C	"
4312	Tank unit	Hunter	TC.180	2	C	"
4313	Tank unit	Hunter	TC.181	2	C	"
4319	Tank unit	Hunter	TC.182	2	C	"
4314	Tank unit	Hunter	TC.183	2	C	"
6672	Fluorescent	Hunter	AO/62	2	A	"
	Accessories:—						
6675	Box, relay	BT.20/16	2	A	"
6673	Box, relay	BW.43	1	A	"
6674	Box, relay	BW.44	1	A	"
6671	Cable harness, co-axial	CGB/1	2	C	"
6676	Connector	CRP/36	2	C	"
6722	Connector	PAB/45	1	C	"
6723	Connector	59.CO	1	C	"
6921	Connector	70.CO	1	C	"
6721	Tank unit	65.TN	4	A	"
4232	Fluorescent	AD.16	—	A	"
			Rear. Calibrated in mass units. Naval aviation only.				

RESTRICTED

RESTRICTED
74

AIRCRAFT ENGINE AND FLYING INSTRUMENTS, ACCESSORIES AND UNIT SERVICING SPARES

SECTION 6A—cont.

1	2	3	4	5	6	7	8
	GAUGE, fuel contents, electrical, Smith/ Waymouth type—cont.						
4231	Fluorescent		Front. Calibrated in mass units. Naval aviation only.	AD.15	—	A	each
4322	Fluorescent		Front. Naval aviation only.. ..	AD.11	—	A	„
4323	Fluorescent		Rear. Naval aviation only	AD.12	—	A	„
	Accessories:—		For Ref. Nos. 4231, 4322, 4332 and 4323.				
4330	Box, cable connection		Naval aviation only	JY.20	—	B	„
4331	Box, cable connection		Naval aviation only	JY.21	—	B	„
4326	Connector	CS.18	1	C	„
4328	Connector		Naval aviation only	CR.48	1	B	„
4329	Connector		Naval aviation only	CR.54	1	B	„
4324	Tank unit, front		Naval aviation only	TA.93	—	A	„
4553	Tank unit, rear		Naval aviation only	TA.128	—	A	„
2723	Fluorescent		Naval aviation only	AGB/2	—	A	„
	Accessories:—					
2729	Amplifier	FCA	—	A	„
	Spares:—		Smiths Aircraft Instruments Ltd.				
			Naval aviation only.				
—	Buffer, mounting, rubber.. ..		Ref. No. 4666		—	—	—
—	Buffer, mounting, rubber.. ..		Ref. No. 4667		—	—	—
—	Rubber		Ref. No. 4668		—	—	—
—	Screw, cover		Ref. No. 4662		—	—	—
—	Spring, mounting, c/w support bracket, L.H.		Ref. No. 4664		—	—	—
—	Spring, mounting, c/w support bracket, R.H.		Ref. No. 4665		—	—	—
—	Valve, Type ZAA		Ref. No. 3810		—	—	—
—	Washer, fibre captive		Ref. No. 4663		—	—	—
2780	Box, cable connection	JLA/103/15	—	B	each
2736	Box, tank terminal	JKA/1	—	B	„
—	Bracket attachment		Ref. No. 2813		—	—	—
2733	Cable assembly	CA/37	—	C	each

RESTRICTED

RESTRICTED

AIRCRAFT ENGINE AND FLYING INSTRUMENTS, ACCESSORIES AND UNIT SERVICING SPARES

SECTION 6A—cont.

1	2	3	4	5	6	7	8
	GAUGE, fuel contents, electrical, Smith/ Waymouth type—cont.						
	Fluorescent—cont.						
	Accessories—cont.						
2731	Connector	CA/12	—	C	each
2732	Connector	CA/20	—	C	..
2734	Connector	CA/16	—	B	..
2735	Connector	CA/28	—	B	..
2730	Socket, double	CC	—	C	..
2725	Tank unit	TC.34	—	A	..
2726	Tank unit	TC.11	—	A	..
2727	Tank unit	THA.2/1	—	A	..
2728	Tank unit	TG.5	—	A	..
	Spares:—		For Ref. Nos. 2727 and 2728. Naval aviation only.				
4981	Gasket	5712/F	8	C	..
4971	Lid	5718/F	1	C	..
5295	Lock-nut, fan type, 2 B.A.	30-283-015-25	—	C	..
5296	Lock-nut, fan type, 6 B.A.	30-283-011-25	—	C	..
5297	Lock-nut, single coil, 6 B.A.	30-282-614-25	—	C	..
5293	Nut, half, 2 B.A.	30-271-232-25	—	C	..
5294	Nut, Nyloc cap, 2 B.A.	30-271-716-44	—	C	..
4973	Piece, insulating	58458/F	1	C	..
4974	Piece, insulating	5605/F	1	C	..
4980	Screw, anchor	5636/F	1	C	..
4975	Screw, terminal, earth	5702/10F	1	C	..
4976	Screw, terminal, line	5702/11F	1	C	..
4970	Socket, H.F.	1127G	2	C	..
5298	Tag, solder, 6 B.A.	30-867-119-25	—	C	..
4972	Trimmer, 5-40PF	40/584/101	1	C	..
4979	Washer, anchor	5735/F	1	C	..
4978	Washer, black	6184/F	1	C	..
4977	Washer, red	6184/1F	1	C	..

RESTRICTED

RESTRICTED

AIRCRAFT ENGINE AND FLYING INSTRUMENTS, ACCESSORIES AND UNIT SERVICING SPARES

SECTION 6A—cont.

1	2	3	4	5	6	7	8
	GAUGE, fuel contents, electrical, Smith/Waymouth type—cont.						
	Fluorescent—cont.						
	Accessories:—		For Ref. Nos. 2727 and 2728. Naval aviation only—cont.				
2811	Tank unit	TC.35	—	A	each
	Spares:—						
3565	Gasket	MV.64	—	C	..
3564	Glass	4204-022/AS/10	—	C	..
3127	Fluorescent		Naval aviation only	AB.3	—	A	..
3128	Fluorescent		Naval aviation only	AB.4	—	A	..
	Accessories:—		Ref. Nos. 3127 and 3128.				
3131	Balancer unit	MAA	—	A	..
3261	Box, cable connection	JL.154	—	B	..
3262	Box, cable connection	JL.155	—	B	..
3257	Connector, cable	CA.18	—	B	..
3258	Connector, uniradio	CA.36	—	C	..
3259	Connector, uniradio	CA.48	—	C	..
3129	Tank unit	TA.66	—	A	..
3130	Tank unit	TA.67	—	A	..
5553	Fluorescent	Lightning	AD.49	2	A	..
	Accessories:—						
5554	Box, cable	JX.82	2	A	..
6306	Box, cable	JX.109	2	A	..
6307	Box, cable	JX.111	2	A	..
6616	Box, cable	JX.120	2	A	..
5266	Connector, co-axial	CS.4	10	C	..
5555	Connector, external	CG.6	2	C	..
6547	Connector, external	CG.8	2	C	..
5257	Connector, external	CS.80	1	C	..
6322	Connector, external	CS.105	2	C	..
5258	Connector, external	CS.110	1	C	..
6303	Connector, external	CS.132	2	C	..
5259	Connector, internal	CO.147	2	C	..
5260	Connector, internal	CO.149	2	C	..

RESTRICTED

RESTRICTED

AIRCRAFT ENGINE AND FLYING INSTRUMENTS, ACCESSORIES AND UNIT SERVICING SPARES

SECTION 6A—cont.

1	2	3	4	5	6	7	8
	GAUGE, fuel contents, electrical, Smith/ Waymouth type—cont.						
	Fluorescent—cont.	Lightning—cont.					
	Accessories—cont.						
5261	Connector, internal	CO.150	1	C	each
5262	Connector, internal	CO.151	1	C	"
5263	Connector, internal	CO.152	1	C	"
5264	Connector, internal	CO.153	1	C	"
5265	Connector, internal	CO.157	2	C	"
5557	Connector, internal	CO.216	2	C	"
5558	Connector, internal	CO.217	1	C	"
5559	Connector, internal	CO.218	1	C	"
5560	Connector, internal	CO.219	1	C	"
5561	Connector, internal	CO.220	1	C	"
5562	Connector, internal	CO.221	1	C	"
5563	Connector, internal	CO.222	1	C	"
5564	Connector, internal	CO.223	1	C	"
5565	Connector, internal	CO.224	1	C	"
5566	Connector, internal	CO.225	1	C	"
5568	Connector, internal	CO.227	4	C	"
6452	Connector, internal	CO.239	2	C	"
6453	Connector, internal	CO.240	2	C	"
5267	Tank unit	TB.157	1	C	"
5268	Tank unit	TB.158	2	C	"
5269	Tank unit	TB.159	2	C	"
5270	Tank unit	TB.160	2	C	"
5271	Tank unit	TB.161	2	C	"
5272	Tank unit	TB.162	2	C	"
5273	Tank unit	TB.163	1	C	"
5569	Tank unit	TB.217	2	C	"
5570	Tank unit	TB.218	2	C	"
5571	Tank unit	TB.219	2	C	"
5274	Terminal, corundite	CY	2	C	"
5977	Fluorescent	Lightning	AD.53	2	A	"

RESTRICTED

RESTRICTED

AIRCRAFT ENGINE AND FLYING INSTRUMENTS, ACCESSORIES AND UNIT SERVICING SPARES

SECTION 6A—cont.

1	2	3	4	5	6	7	8
	GAUGE, fuel contents, electrical, Smith/Waymouth type—cont.						
6302	Fluorescent	Lightning	AG.127	2	A	each
	Accessories:—		For Ref. Nos. 5977 and 6302.				
6546	Box, cable			BT.20/26	2	A	..
5979	Connector, internal			CO/228	1	C	..
5980	Connector, internal			CO/229	1	C	..
5981	Connector, internal			CO/230	1	C	..
5982	Connector, internal			CO/231	1	C	..
5983	Connector, internal			CO/232	1	C	..
5984	Connector, internal			CO/233	1	C	..
5985	Connector, internal			CO/234	1	C	..
5986	Connector, internal			CO/235	1	C	..
5987	Connector, internal			CO/236	1	C	..
5988	Connector, internal			CO/237	1	C	..
5989	Connector, internal			CO/238	1	C	..
5990	Tank unit			TB/220	2	C	..
5991	Tank unit			TB/221	2	C	..
5992	Tank unit			TB/222	2	C	..
5993	Tank unit			TB/223	2	C	..
5994	Tank unit			TB/224	2	C	..
5995	Tank unit			TB/225	2	C	..
	Spares:—		For Ref. No. 6302 only.				
7480	Glass			37-785-101	—	C	..
7478	Knob, setting			47-834-101-01	—	C	..
7477	Shield and terminal block assembly			47-836-101-01	—	C	..
7479	Washer, insulating			6111	—	C	..
7482	Washer, knob, lower			37-753-110-01	—	C	..
7481	Washer, knob, top			37-513-118-01	—	C	..
11703	Flourescent	Lightning 3	}	GE.3/1	1	A	..
11706	Flourescent			GE.12/1	1	A	..
11704	Flourescent			GE.5/1	1	A	..
11707	Flourescent			GE.13/1	1	A	..
11705	Flourescent			GE.7/1	1	A	..

RESTRICTED

RESTRICTED

AIRCRAFT ENGINE AND FLYING INSTRUMENTS, ACCESSORIES AND UNIT SERVICING SPARES

SECTION 6A—cont.

1	2	3	4	5	6	7	8
	GAUGE, fuel contents, electrical, Smith/ Waymouth type—cont. Fluorescent—cont.	Lightning—cont.					
	Accessories:—		For Ref. Nos. 11703 to 11706 (incl.).				
6962	Bridge unit	GB/7	2	A	each
6963	Bridge unit	GB/8	1	A	"
6964	Bridge unit	GB/17	2	A	"
	Accessories:—		For Ref. Nos. 6962, 6963 and 6964				
8500	Amplifier unit		only	47-654-308-11	—	A	"
8503	Bridge unit	47-654-108-04	—	A	"
8501	Bridge unit	47-654-108-22	—	A	"
8529	Bridge unit	47-654-108-23	—	A	"
8566	Relay, S.P.C.O. Micro 24V. potted		47-654-106-30	—	A	"
8502	Transformer unit	47-654-307-02	—	A	"
8530	Transformer unit	47-654-307-03	—	A	"
8504	Transformer unit	47-654-307-04	—	A	"
8395	Cable assembly	MBD/6	2	B	"
6981	Cable assembly	MBD/8	2	C	"
8466	Cable assembly	MBD/10	2	B	"
6982	Cable assembly	MBD/12	1	C	"
7436	Cable assembly	MBD/15	1	C	"
8396	Cable assembly	MBD/16	1	B	"
6984	Cable assembly	MBD/17	6	C	"
7437	Cable assembly	MBD/18	4	C	"
8397	Cable assembly	MBD/20	1	B	"
6985	Cable assembly	MBD/22	2	C	"
6986	Cable assembly	MBD/24	2	C	"
6987	Cable assembly	MBD/25	2	C	"
8398	Cable assembly	MBD/26	3	B	"
7497	Cable assembly	MBD/27	2	B	"
7498	Cable assembly	MBD/33	2	B	"
6989	Cable assembly	MBD/37	2	C	"
6990	Cable assembly	MBD/44	2	C	"
7499	Cable assembly	MBD/51	2	B	"
6991	Cable assembly	MBD/52	2	C	"
8467	Cable assembly	MBD/56	2	B	"

RESTRICTED

RESTRICTED

AIRCRAFT ENGINE AND FLYING INSTRUMENTS, ACCESSORIES AND UNIT SERVICING SPARES

SECTION 6A—cont.

1	2	3	4	5	6	7	8
	GAUGE, fuel contents, electrical, Smith/ Waymouth type—cont. Fluorescent—cont. Accessories—cont.	Lightning—cont.	For Ref. Nos. 11703 to 11706 (incl.)— cont.				
7500	Cable assembly			MBD/59	2	B	each
8399	Cable assembly			MBD/62	2	B	"
7501	Cable assembly			MBD/64	2	B	"
7502	Cable assembly			MBD/66	4	B	"
8400	Cable assembly			MBD/67	1	B	"
6992	Cable assembly			MBD/69	2	C	"
7503	Cable assembly			MBD/71	2	B	"
7443	Cable assembly			MBD/76	2	C	"
8468	Cable assembly			MBD/81	2	B	"
7445	Cable assembly			MBD/90	2	C	"
8514	Cable assembly			MBD/144	1	B	"
8515	Cable assembly			MBD/145	1	B	"
8516	Cable assembly			MBD/156	1	B	"
8517	Cable assembly			MBD/157	1	B	"
8747	Cable assembly			MBD/190	1	B	"
8758	Cable assembly			MBD/191	1	B	"
8518	Cable assembly			MBD/295	1	C	"
8469	Cable assembly			MBD/333	2	C	"
8519	Cable assembly			MBD/364	1	C	"
8748	Cable assembly			MBD/423	1	C	"
8749	Cable assembly			MBD/482	1	C	"
8401	Cable assembly			MBH/6	2	B	"
6994	Cable assembly			MBH/8	2	C	"
8470	Cable assembly			MBH/10	2	B	"
6995	Cable assembly			MBH/12	1	C	"
6996	Cable assembly			MBH/15	1	C	"
8402	Cable assembly			MBH/16	1	B	"
6997	Cable assembly			MBH/17	4	C	"
7451	Cable assembly			MBH/18	4	C	"
7452	Cable assembly			MBH/20	2	C	"

(94755)

RESTRICTED

F

RESTRICTED

AIRCRAFT ENGINE AND FLYING INSTRUMENTS, ACCESSORIES AND UNIT SERVICING SPARES

SECTION 6A—cont.

1	2	3	4	5	6	7	8
	GAUGE, fuel contents, electrical, Smith/ Waymouth type—cont. Fluorescent—cont. Accessories—cont.	Lightning—cont.	For Ref. Nos. 11703 to 11706 (incl.)— cont.				
6998	Cable assembly	MBH/21	2	C	each
7000	Cable assembly	MBH/22	2	C	"
6999	Cable assembly	MBH/24	2	C	"
8403	Cable assembly	MBH/25	1	B	"
8404	Cable assembly	MBH/26	3	B	"
7001	Cable assembly	MBH/32	3	C	"
7506	Cable assembly	MBH/33	2	C	"
7002	Cable assembly	MBH/37	2	C	"
7004	Cable assembly	MBH/51	2	C	"
7005	Cable assembly	MBH/52	2	C	"
8471	Cable assembly	MBH/56	2	B	"
7507	Cable assembly	MBH/59	2	C	"
8405	Cable assembly	MBH/62	2	B	"
7508	Cable assembly	MBH/64	2	C	"
7006	Cable assembly	MBH/65	2	C	"
7509	Cable assembly	MBH/66	2	C	"
8406	Cable assembly	MBH/67	1	B	"
7510	Cable assembly	MBH/71	2	B	"
7456	Cable assembly	MBH/76	2	C	"
7457	Cable assembly	MBH/84	2	C	"
8520	Cable assembly	MBH/144	1	B	"
8521	Cable assembly	MBH/156	1	B	"
8750	Cable assembly	MBH/188	1	B	"
8751	Cable assembly	MBH/190	1	B	"
8522	Cable assembly	MBH/295	1	C	"
8523	Cable assembly	MBH/364	1	C	"
8752	Cable assembly	MBH/423	1	C	"
8753	Cable assembly	MBH/482	1	C	"
7511	Cable assembly	MBJ/23	2	B	"
8524	Cable assembly	MBJ/144	1	B	"
8525	Cable assembly	MBJ/156	1	B	"

RESTRICTED

RESTRICTED

AIRCRAFT ENGINE AND FLYING INSTRUMENTS, ACCESSORIES AND UNIT SERVICING SPARES

SECTION 6A—cont.

1	2	3	4	5	6	7	8
	GAUGE, fuel contents, electrical, Smith/ Weymouth type—cont. Fluorescent—cont. Accessories—cont.	Lightning 3	For Ref. Nos. 11703 to 11706 (incl.)— <i>cont.</i>				
8754	Cable assembly	MBJ/188	1	B	each
8755	Cable assembly	MBJ/190	1	B	"
7465	Cable assembly	MBJ/195	2	C	"
8526	Cable assembly	MBK/144	1	B	"
8527	Cable assembly	MBK/156	1	C	"
8756	Cable assembly	MBK/188	1	B	"
8757	Cable assembly	MBK/190	1	B	"
8584	Cable assembly	MBL/336	2	B	"
8472	Cable assembly	MCA/71	2	B	"
8473	Cable assembly	MCB/71	2	B	"
6970	Connector	MB/13	12	C	"
6971	Connector	MB/15	12	C	"
6972	Connector	MB/17	2	C	"
6973	Connector	MB/25	2	C	"
6974	Connector	MB/27	2	C	"
6975	Connector	MB/46	4	C	"
6976	Connector	MB/48	4	C	"
6977	Connector	MB/52	8	C	"
6978	Connector	MB/53	2	C	"
6979	Connector	MB/54	6	C	"
6980	Connector	MB/56	2	C	"
6961	Junction-box	G.J.1	2	A	"
6960	Reference unit	GR.6	2	A	"
6943	Tank unit	GA/16	2	A	"
6944	Tank unit	GA/17	2	A	"
6945	Tank unit	GA/18	2	A	"
6946	Tank unit	GA/19	2	A	"
6947	Tank unit	GA/20	2	A	"
6948	Tank unit	GA/21	2	A	"

(94755)

RESTRICTED

F 2

83

RESTRICTED

A/L 181

AIRCRAFT ENGINE AND FLYING INSTRUMENTS, ACCESSORIES AND UNIT SERVICING SPARES

SECTION 6A—cont.

1	2	3	4	5	6	7	8
	GAUGE, fuel contents, electrical, Smith/Waymouth—cont.						
	Fluorescent—cont.						
	Accessories—cont.	Lightning 3	For Ref. Nos. 11703 to 11706 (incl.)— <i>cont.</i>				
6949	Tank unit	GA/22	2	A	each
6950	Tank unit	GN/62	2	A	"
6951	Tank unit	GN/63	2	A	"
6952	Tank unit	GN/64	2	A	"
6953	Tank unit	GN/65	2	A	"
6954	Tank unit	GN/66	2	A	"
6955	Tank unit	GN/67	2	A	"
6956	Tank unit	GN/68	2	A	"
6957	Tank unit	GN/69	2	A	"
6958	Tank unit	GN/70	2	A	"
8474	Tank unit	GN/135	1	A	"
8475	Tank unit	GN/136	1	A	"
10382	Tank unit	GN/166	2	A	"
10380	Tank unit	GN/217	2	A	"
10379	Tank unit	GN/218	2	A	"
10381	Tank unit	GN/219	2	A	"
10383	Tank unit	GN/220	2	A	"
6959	Tank unit	GS.1	4	A	"
11708	Fluorescent	Lightning 3	For 'Ventral Tank'	GE.22/1	1	A	"
	Accessories:—						
9401	Amplifier unit, bridge	GB.22	1	A	"
9383	Cable, co-axial	MBD.11	1	C	"
9384	Cable, co-axial	MBD.36	2	C	"
9385	Cable, co-axial	MBD.77	1	C	"
9386	Cable, co-axial	MBH.11	1	C	"
9387	Cable, co-axial	MBH.36	2	C	"
9388	Cable, co-axial	MBH.77	1	C	"
9389	Cable, co-axial	MBD.54	1	C	"
9390	Cable, co-axial	MBH.54	1	C	"
9391	Cable, co-axial	MBH.30	1	C	"
9403	Cable, co-axial	MBH.14	1	C	"

RESTRICTED

RESTRICTED

AIRCRAFT ENGINE AND FLYING INSTRUMENTS, ACCESSORIES AND UNIT SERVICING SPARES

SECTION 6A—cont.

1	2	3	4	5	6	7	8
	GAUGE, fuel contents, electrical, Smith/ Waymouth type—cont. Fluorescent—cont. Accessories—cont.	Lighting 3	For 'Ventral Tank'—cont.				
9392	Tank unit			GN.151	1	A	each
9393	Tank unit			GN.152	1	A	"
9394	Tank unit			GN.153	1	A	"
9395	Tank unit			GN.154	2	A	"
9396	Tank unit			GN.155	2	A	"
9397	Tank unit			GN.156	1	A	"
9398	Tank unit			GN.157	1	A	"
9399	Tank unit			GN.158	1	A	"
9400	Tank unit			GN.159	1	A	"
3866	Fluorescent	Pembroke	Calibrated in mass units	AG-34	1	A	"
	Accessories:—		For Ref. No. 3866				
3311	Box, relay			BF/10	1	B	"
5628	Box, relay			BW/33	2	A	"
3309	Box, tank terminal			JA/3	2	C	"
3310	Box, tank terminal			JA/4	2	C	"
5629	Connector			CA/51	2	B	"
5630	Connector			CA/170	2	B	"
5631	Connector			CRC.51	2	B	"
5632	Connector			CS.95	2	B	"
4305	Connector, internal			PE/T/37/28/O	2	C	"
4306	Connector, internal			PE/T/37/28/T	2	C	"
3426	Connector, internal			PE/T/52/T/24/O	2	C	"
3427	Connector, internal			PL/T/40/T/24/T	2	C	"
3312	Connector, uniradio			CA/108	2	C	"
2860	Tank unit			TJ/3	2	C	"
2861	Tank unit			TJ/4	2	C	"
2858	Tank unit			TJ/13/R	—	C	"
2859	Tank unit			TJ/14	—	C	"

RESTRICTED

RESTRICTED

AIRCRAFT ENGINE AND FLYING INSTRUMENTS, ACCESSORIES AND UNIT SERVICING SPARES

SECTION 6A—cont.

1	2	3	4	5	6	7	8
	GAUGE, fuel contents, electrical, Smith/Waymouth type—cont.						
3879	Fluorescent	Pioneer	Calibrated in mass units	AG.31	2	C	each
	Accessories:—		For Ref. No. 3879.				
3648	Box, relay	BL/7	2	A	..
5451	Box, relay	BL/12	2	A	..
3654	Connector	CA/24	2	C	..
3653	Connector	CA/42	2	C	..
3652	Connector	CA/50	2	C	..
3651	Connector	CA/70	2	C	..
3655	Connector, internal	PL/T/27/T/15/T	4	C	..
3656	Connector, internal	PE/T/27/T/15/O	4	C	..
3649	Tank unit	TJ/53	4	A	..
3650	Tank unit	TJ/54	4	A	..
5083	Fluorescent	Provost	Calibrated in mass units	AD.48	—	A	..
	Accessories:—						
—	Amplifier		Ref. No. 4418		—	—	—
3019	Box, cable connection	JLA/123/98	—	C	each
4534	Box, relay	BL.10	1	A	..
3020	Box, tank terminal	JKB/1	—	C	..
4535	Connector	CA.85	1	C	..
4536	Connector	CA.95	1	C	..
3710	Connector	PE/T/26/T/36/O	2	B	..
3711	Connector	PL/T/24/T/36/T	2	C	..
3017	Tank unit	TJ.17	—	C	..
3018	Tank unit	TJ.18	—	C	..
5645	Tank unit	4TG.	1	A	..
5646	Tank unit	52T.A.	1	A	..
5647	Tank unit	51T.A.	1	A	..
5648	Tank unit	3T.G.	1	A	..
8649	Fluorescent	Provost Jet 3	AD.58	1	A	..
	Accessories:—						
8647	Amplifier	FAH	1	A	..
8648	Box, relay	BT.22-18	1	A	..
5924	Connection	SMB.93	2	C	..
5925	Connection	SMB.51	2	C	..

RESTRICTED

RESTRICTED

AIRCRAFT ENGINE AND FLYING INSTRUMENTS, ACCESSORIES AND UNIT SERVICING SPARES

SECTION 6A—cont.

1	2	3	4	5	6	7	8
	GAUGE, fuel contents, electrical, Smith/ Waymouth type—cont.						
	Fluorescent—cont.	Provost Jet 3—cont.					
	Accessories—cont.		For Ref. No. 8649.				
5926	Connection	SMB.42	2	C	each
5927	Connection	CS.20	1	C	"
5928	Connection	SME.142	1	C	"
5929	Connection	SMX.142	1	C	"
5930	Connection	SMB.99	1	C	"
5931	Connection	SMY.99	1	C	"
5932	Connection	SMF.180	1	C	"
6097	Connection	SMB.33	2	C	"
—	Connector, sub-miniature		Ref. No. 5922		4	—	—
—	Connector, sub-miniature		Ref. No. 5923		2	—	—
5918	Tank unit	TS-1	2	A	each
5919	Tank unit	TS-2	2	A	"
5920	Tank unit	TS-3	2	A	"
5921	Tank unit	TS-6	2	A	"
7471	Fluorescent	Scout	AO.73	1	A	"
	Accessories:—						
7474	Box, cable	BT.21-22	1	A	"
7475	Connector, co-axial	CR.21	1	C	"
7476	Connector, co-axial	CR.80	1	C	"
7472	Tank unit	226.TA	2	A	"
7473	Tank unit	227.TA	1	A	"
4155	Fluorescent	Shackleton	AG.35	—	A	"
	Accessories:—		For Ref. No. 4155				
5576	Box, cable connection	JY.23	2	C	"
6164	Cable, co-axial	CR.90	2	C	"
6165	Cable, co-axial	CR.160	2	C	"
6166	Cable, co-axial	CR.240	2	C	"
6167	Cable, co-axial	CRC.140	2	C	"
6168	Cable, co-axial	CS.9	2	C	"
4157	Tank unit	TA.104	—	A	"

RESTRICTED

RESTRICTED

AIRCRAFT ENGINE AND FLYING INSTRUMENTS, ACCESSORIES AND UNIT SERVICING SPARES

SECTION 6A—cont.

1	2	3	4	5	6	7	8
	GAUGE, fuel contents, electrical, Smith/ Waymouth type—cont.						
	Fluorescent—cont.	Shackleton—cont.					
	Accessories—cont.		For Ref. Nos. 4155—cont.				
4158	Tank unit	TA.103	—	A	each
4159	Tank unit	TA.102	—	A	..
5599	Fluorescent	Twin Pioneer	AG.86	2	A	..
	Accessories:—		For Ref. No. 5599.				
5600	Box, cable	BW.37	2	A	..
5601	Connector	CE.15	2	C	..
5602	Connector	CG.70	2	C	..
5603	Connector	CZ.100	6	C	..
5604	Connector	CRC.36	2	C	..
5605	Connector	CRC.90	2	C	..
5606	Connector	CRC.260	2	C	..
5607	Connector	PAL.24	4	C	..
5608	Connector	PAL.32	2	C	..
5609	Connector	PP.18	4	C	..
5610	Connector	PP.22	2	C	..
11334	Connector	PH.24	1	C	..
11335	Connector	PG.24	1	C	..
11336	Connector	PC.18	1	C	..
11337	Connector	PD.18	1	C	..
11338	Connector	CR.110	1	C	..
11339	Connector	C.59	1	C	..
5611	Switch unit	SB.32	2	A	..
5612	Tank unit	93TA	2	A	..
5613	Tank unit	94TA	2	A	..
11332	Tank unit	7.TJ	1	A	..
11333	Tank unit	8.TJ	1	A	..
5614	Tank unit	9.TJ	4	A	..
5615	Tank unit	10.TJ	4	A	..
5616	Tank unit	11.TJ	2	A	..
5617	Tank unit	12.TJ	2	A	..

RESTRICTED

RESTRICTED

AIRCRAFT ENGINE AND FLYING INSTRUMENTS, ACCESSORIES AND UNIT SERVICING SPARES

SECTION 6A—cont.

1	2	3	4	5	6	7	8
	GAUGE, fuel contents, electrical, Smith/ Waymouth type—cont.						
4164	Fluorescent	Victor	AO.14	—	A	each
6185	Fluorescent	Victor	AG.131	1	A	"
5044	Fluorescent	Victor	AG.78	2	A	"
4167	Fluorescent	Victor	AO.17	—	A	"
5889	Fluorescent	Victor 1	AO.56	1	A	"
5890	Fluorescent	Victor 1	AO.58	1	A	"
5891	Fluorescent	Victor 1	AG.97	2	A	"
	Accessories:—		For Ref. Nos. 4164, 4167, 5044, 5889, 5890, 5891 and 6185.				
5371	Box, cable connection	JX.24	2	B	"
5657	Box, cable connection	JX.79	2	C	"
5888	Box, cable connection	Victor 1	JX.107	1	B	"
5887	Box, cable connection	JX.108	1	B	"
6187	Box, cable connection	JX.112	2	C	"
6188	Box, cable connection	JX.113	2	C	"
6189	Box, cable connection	JX.114	1	C	"
6190	Box, cable connection	JX.115	1	C	"
6191	Box, cable connection	JX.116	1	C	"
6192	Box, cable connection	JX.117	1	C	"
5854	Box, cable connection	JY.79	—	C	"
4209	Box, tank terminal	JM.3	—	C	"
	Spares:—						
6507	Gasket	37-753-107-01	—	C	"
4210	Box, tank terminal	JM.9	—	C	"
4477	Cable, co-axial	CG.75	1	C	"
4478	Cable, co-axial	CG.85	1	C	"
4479	Cable, co-axial	CG.95	2	C	"
4471	Cable, co-axial	CR.39	2	C	"
4472	Cable, co-axial	CR.45	2	C	"
4473	Cable, co-axial	CR.51	2	C	"
4474	Cable, co-axial	CR.70	3	C	"
4475	Cable, co-axial	CR.120	2	C	"

RESTRICTED

RESTRICTED

AIRCRAFT ENGINE AND FLYING INSTRUMENTS, ACCESSORIES AND UNIT SERVICING SPARES

SECTION 6A—cont.

1	2	3	4	5	6	7	8
	GAUGE, fuel contents, electrical, Smith/ Waymouth type—cont. Fluorescent—cont.						
	Accessories:—cont.	Victor 1	For Ref. Nos. 4164, 4167, 5044, 5889, 5890, 5891 and 6185—cont.				
4469	Cable, co-axial	CS.15	2	C	each
4470	Cable, co-axial	CS.24	1	C	..
4476	Cable, co-axial	CS.30	2	C	..
4480	Cable, co-axial	CS.51	1	C	..
4482	Cable, co-axial	CZ.45	1	C	..
4483	Cable, co-axial	CZ.51	1	C	..
4484	Cable, co-axial	CZ.54	1	C	..
6055	Cable, co-axial	CZ.75	1	C	..
4485	Cable, co-axial	CZ.150	1	C	..
5660	Connector	CE.6	2	C	..
5537	Connector		Naval aviation only	CE.9	1	C	..
5536	Connector		Naval aviation only	CR.9	2	C	..
5535	Connector		Naval aviation only	CR.33	2	C	..
5659	Connector	CR.72	2	C	..
5373	Connector, cable	CRB.36	2	C	..
6328	Connector, cable	LF4/2	—	C	..
5372	Connector, cable	LF.16	—	C	..
6313	Connector, cable	LF.18	4	C	..
6329	Connector, cable	LF.73/1	—	C	..
6330	Connector, cable	LF.74/1	—	C	..
6333	Connector, cable	LF.75/1	—	C	..
5384	Connector, cable	LJG.30	6	C	..
5385	Connector, cable	LJG.42	5	C	..
5386	Connector, cable	LJG.45	10	C	..
5387	Connector, cable	LJG.54	5	C	..
5388	Connector, cable	LJG.57	4	C	..
5389	Connector, cable	LJG.63	8	C	..
5390	Connector, cable	LJG.69	6	C	..
6321	Connector, cable	LJM.64	2	C	..
5375	Connector, cable	PA.130	2	C	..
5376	Connector, cable	PAB.24	2	C	..

RESTRICTED

RESTRICTED

AIRCRAFT ENGINE AND FLYING INSTRUMENTS, ACCESSORIES AND UNIT SERVICING SPARES

SECTION 6A—cont.

1	2	3	4	5	6	7	8
	GAUGE, fuel contents, electrical, Smith/ Waymouth type—cont. Fluorescent—cont.	Victor	For Ref. Nos. 4164, 4167, 5044, 5889, 5890, 5891 and 6185—cont.				
	Accessories—cont.						
5377	Connector, cable	PAB.30	2	C	each
5378	Connector, cable	PAB.36	2	C	"
5379	Connector, cable	PAB.40	2	C	"
5380	Connector, cable	PAB.48	2	C	"
6314	Connector, cable	PB.130	2	C	"
6320	Connector, cable	PN.48	2	C	"
6315	Connector, cable	PX.24	2	C	"
6316	Connector, cable	PX.30	2	C	"
6317	Connector, cable	PX.36	2	C	"
6318	Connector, cable	PX.40	2	C	"
6319	Connector, cable	PX.48	2	C	"
5878	Connector, internal	PR.12	2	C	"
5873	Connector, internal	PR.22	2	C	"
5869	Connector, internal	PR.24	2	C	"
6202	Connector, internal	PR.27	1	C	"
6203	Connector, internal	PR.32	3	C	"
6204	Connector, internal	PR.34	1	C	"
6205	Connector, internal	PR.36	3	C	"
6206	Connector, internal	PR.37	1	C	"
6207	Connector, internal	PR.38	1	C	"
6208	Connector, internal	PR.42	3	C	"
5886	Connector, internal	PR.44	2	C	"
5870	Connector, internal	PS.16	2	C	"
5865	Connector, internal	PS.19	2	C	"
7027	Connector, internal	PS.26	2	B	"
5871	Connector, internal	PS.24	2	C	"
5866	Connector, internal	PS.29	2	C	"
5875	Connector, internal	PS.31	2	C	"

RESTRICTED

RESTRICTED

AIRCRAFT ENGINE AND FLYING INSTRUMENTS, ACCESSORIES AND UNIT SERVICING SPARES

SECTION 6A—cont.

1	2	3	4	5	6	7	8
	GAUGE, fuel contents, electrical, Smith/ Waymouth type—cont. Fluorescent—cont.						
	Accessories:—cont.	Victor	For Ref. Nos. 4164, 4167, 5044, 5889, 5890, 5891 and 6185—cont.				
6193	Connector, internal	PS.32	2	C	each
5876	Connector, internal	PS.35	2	C	"
5880	Connector, internal	PS.36	4	C	"
6304	Connector, internal	PS.39	1	C	"
6194	Connector, internal	PS.40	1	C	"
6195	Connector, internal	PS.42	1	C	"
6196	Connector, internal	PS.43	1	C	"
5879	Connector, internal	PS.45	2	C	"
6197	Connector, internal	PS.46	1	C	"
6198	Connector, internal	PS.47	1	C	"
6199	Connector, internal	PS.49	2	C	"
6200	Connector, internal	PS.50	1	C	"
5867	Connector, internal	PS.52	2	C	"
5868	Connector, internal	PS.53	2	C	"
6201	Connector, internal	PS.55	2	C	"
5877	Connector, internal	PS.56	2	C	"
5881	Connector, internal	PS.63	2	C	"
5884	Connector, internal	PS.64	2	C	"
5885	Connector, internal	PS.66	2	C	"
5882	Connector, internal	PS.68	2	C	"
5872	Connector, internal	PS.86	2	C	"
5883	Connector, internal	PS.105	2	C	"
6484	Socket, dummy	LF.39	4	C	"
4168	Switch unit	SB.15	—	A	"
4185	Tank unit	TC.128	—	C	"
4186	Tank unit	TC.130	—	C	"
4187	Tank unit	TC.131	—	C	"
4188	Tank unit	TC.132	—	C	"
4189	Tank unit	TC.133	—	C	"
4190	Tank unit	TC.134	—	C	"
4192	Tank unit	TC.142	—	C	"

RESTRICTED

RESTRICTED

AIRCRAFT ENGINE AND FLYING INSTRUMENTS, ACCESSORIES AND UNIT SERVICING SPARES

SECTION 6A—cont.

1	2	3	4	5	6	7	8
	GAUGE, fuel contents, electrical, Smith/ Waymouth type—cont. Fluorescent—cont. Accessories—cont.	Victor	For Ref. Nos. 4164, 4167, 5044, 5889, 5890, 5891 and 6185—cont.				
4193	Tank unit	TC.143	—	C	each
4194	Tank unit	TC.144	—	—	..
4195	Tank unit	TC.146	—	C	..
4197	Tank unit	TC.148	—	C	..
4198	Tank unit	TC.149	—	C	..
4199	Tank unit	TC.150	—	C	..
4200	Tank unit	TC.151	—	C	..
4201	Tank unit	TC.152	—	C	..
4204	Tank unit	TC.155	—	C	..
6116	Tank unit	TC.234	—	C	..
6117	Tank unit	TC.235	—	C	..
6118	Tank unit	TC.236	—	C	..
6119	Tank unit	TC.237	—	C	..
6120	Tank unit	TC.238	—	C	..
6121	Tank unit	TC.239	—	C	..
6122	Tank unit	TC.240	—	C	..
6186	Tank unit	TC.241	—	C	..
4169	Tank unit	TM.14	—	A	..
4170	Tank unit	TM.15	—	A	..
4171	Tank unit	TM.16	—	A	..
4172	Tank unit	TM.17	—	A	..
4173	Tank unit	TM.18	—	A	..
4174	Tank unit	TM.19	—	A	..
4175	Tank unit	TM.20	—	A	..
4176	Tank unit	TM.21	—	A	..
4177	Tank unit	TM.22	—	A	..
4178	Tank unit	TM.23	—	A	..
4179	Tank unit	TM.24	—	A	..

RESTRICTED

RESTRICTED

AIRCRAFT ENGINE AND FLYING INSTRUMENTS, ACCESSORIES AND UNIT SERVICING SPARES

SECTION 6A—cont.

1	2	3	4	5	6	7	8
	GAUGE, fuel contents, electrical, Smith/ Waymouth type—cont. Fluorescent—cont. Accessories—cont.	Victor					
			For Ref. Nos. 4164, 4167, 5044, 5889, 5890, 5891 and 6185—cont.				
4180	Tank unit	TM.25	—	A	each
4181	Tank unit	TM.26	—	A	"
4182	Tank unit	TM.27	—	A	"
4183	Tank unit	TM.29	—	A	"
4184	Tank unit	TM.30	—	A	"
5658	Tank unit	73.TA	2	A	"
5667	Fluorescent	Victor	LK.28	2	A	"
6628	Fluorescent	Victor	LK.85	2	A	"
6629	Fluorescent	Victor	LK.86	1	A	"
	Accessories:—		For Ref. Nos. 5667, 6628 and 6629.				
5711	Amplifier	LA.15	5	A	"
6627	Box, cable connection	BT.20/29	2	A	"
5708	Box, cable connection	BT.22/2	1	A	"
6626	Box, cable connection	BT.22/19	2	A	"
5391	Connection, cable	BT.22/3	2	C	"
5738	Connection, cable	PA.16	2	C	"
5739	Connection, cable	PA.32	4	C	"
5740	Connection, cable	PA.36	4	C	"
5743	Connection, cable	PA.48	2	C	"
6415	Connection, cable	PA.52	2	C	"
5773	Connection, cable	PA.60	1	C	"
5744	Connection, cable	PA.64	4	C	"
5745	Connection, cable	PA.86	2	C	"
5787	Connection, cable	PAL.9	2	C	"
6413	Connection, cable	PAL.11	2	C	"
5788	Connection, cable	PAL.16	2	C	"
5789	Connection, cable	PAL.28	2	C	"
6419	Connection, cable	PAL.30	2	C	"
5790	Connection, cable	PAL.40	3	C	"
5791	Connection, cable	PAL.48	3	C	"

RESTRICTED

RESTRICTED

AIRCRAFT ENGINE AND FLYING INSTRUMENTS, ACCESSORIES AND UNIT SERVICING SPARES

SECTION 6A—cont.

1	2	3	4	5	6	7	8
	GAUGE, fuel contents, electrical, Smith/ Waymouth type—cont. Fluorescent—cont. Accessories—cont.	Victor	For Ref. Nos. 5667, 6628 and 6629— cont.				
6082	Connection, cable	PAL.60	2	C	each
5792	Connection, cable	PAL.64	2	C	"
5793	Connection, cable	PAL.70	2	C	"
6420	Connection, cable	PAL.74	2	C	"
5794	Connection, cable	PAL.78	3	C	"
5795	Connection, cable	PAL.102	2	C	"
6414	Connection, cable	PB.6	2	C	"
5746	Connection, cable	PB.9	2	C	"
5747	Connection, cable	PB.16	2	C	"
5748	Connection, cable	PB.24	2	C	"
5749	Connection, cable	PB.28	2	C	"
6417	Connection, cable	PB.30	2	C	"
5750	Connection, cable	PB.32	4	C	"
5751	Connection, cable	PB.36	3	C	"
5752	Connection, cable	PB.40	4	C	"
5754	Connection, cable	PB.48	5	C	"
6416	Connection, cable	PB.52	2	C	"
5757	Connection, cable	PB.60	1	C	"
5755	Connection, cable	PB.64	9	C	"
5756	Connection, cable	PB.70	2	C	"
6418	Connection, cable	PB.74	2	C	"
5775	Connection, cable	PB.78	2	C	"
5758	Connection, cable	PB.86	2	B	"
5759	Connection, cable	PB.102	2	C	"
5763	Connection, cable	PM.27	1	C	"
5764	Connection, cable	PM.34	4	C	"
5765	Connection, cable	PM.37	1	C	"
5766	Connection, cable	PM.42	3	C	"
5767	Connection, cable	PM.48	4	C	"

RESTRICTED

95

RESTRICTED

AIRCRAFT ENGINE AND FLYING INSTRUMENTS, ACCESSORIES AND UNIT SERVICING SPARES

SECTION 6A—cont.

1	2	3	4	5	6	7	8
	GAUGE, fuel contents, electrical, Smith/ Waymouth type—cont. Fluorescent—cont. Accessories—cont.	Victor	For Ref. Nos. 5667, 6628 and 6629— cont.				
5768	Connection, cable	PM.51	1	B	each
5769	Connection, cable	PM.54	1	C	"
5770	Connection, cable	PM.61	2	C	"
5771	Connection, cable	PN.61	2	C	"
5772	Connection, cable	PN.80	1	C	"
5780	Connection, cable	PQ.27	1	C	"
5781	Connection, cable	PQ.34	4	C	"
5782	Connection, cable	PQ.37	1	C	"
5783	Connection, cable	PQ.42	5	C	"
5776	Connection, cable	PQ.48	2	C	"
5784	Connection, cable	PQ.51	1	B	"
5785	Connection, cable	PQ.54	1	C	"
5786	Connection, cable	PQ.61	2	C	"
5715	Connector	LF.19	3	C	"
5716	Connector	LF.20	3	C	"
6062	Connector, internal	CTP.40	2	C	"
6350	Connector, internal	LJB.73	1	C	"
6351	Connector, internal	LJB.80	1	C	"
6356	Connector, internal	LJB.84	2	C	"
6352	Connector, internal	LJB.120	2	C	"
6353	Connector, internal	LJB.168	1	C	"
6354	Connector, internal	LJB.174	1	C	"
6355	Connector, internal	LJB.180	2	C	"
9098	Connector, internal	LJB.210	2	C	"
6357	Connector, internal	LJB.240	1	C	"
6358	Connector, internal	LJB.255	1	C	"
6359	Connector, internal	LJB.288	2	C	"
9097	Connector, internal	LJB.312	1	C	"
6428	Connector, internal	LJB.330	2	C	"
6361	Connector, internal	LJB.342	1	C	"
6362	Connector, internal	LJB.354	1	C	"

RESTRICTED

RESTRICTED

AIRCRAFT ENGINE AND FLYING INSTRUMENTS, ACCESSORIES AND UNIT SERVICING SPARES

SECTION 6A—cont.

1	2	3	4	5	6	7	8
	GAUGE, fuel contents, electrical, Smith/ Waymouth type—cont. Fluorescent—cont. Accessories—cont.	Victor	For Ref. Nos. 5667, 6628 and 6629— cont.				
9099	Connector, internal	LJB.360	1	C	each
6363	Connector, internal	LJB.372	1	C	"
6364	Connector, internal	LJB.390	1	C	"
6427	Connector, internal	LJB.396	2	C	"
6369	Connector, internal	LJB.432	2	C	"
6365	Connector, internal	LJB.444	1	C	"
6366	Connector, internal	LJB.462	1	C	"
6368	Connector, internal	LJB.480	1	C	"
6360	Connector, internal	LJB.540	1	C	"
9100	Connector, internal	LJB.560	1	C	"
6367	Connector, internal	LJB.600	1	C	"
7165	Connector, internal	LJB.612	1	C	"
5723	Connector, internal	LJG.33	5	C	"
5724	Connector, internal	LJG.36	1	C	"
5725	Connector, internal	LJG.39	7	C	"
5728	Connector, internal	LJG.48	8	C	"
5729	Connector, internal	LJG.51	5	C	"
5733	Connector, internal	LJG.66	6	C	"
5736	Connector, internal	LJG.78	4	C	"
5737	Connector, internal	LJG.84	4	C	"
5717	Lead, external	LJL.6	26	C	"
5719	Lead, external	LJL.51	2	C	"
6163	Lead, external	LJL.102	2	C	"
5720	Lead, external	LJL.78	2	C	"
6056	Tank unit	133TA	2	A	"
5669	Tank unit	111TG	2	A	"
5671	Tank unit	113TG	2	A	"
5672	Tank unit	114TG	2	A	"
5673	Tank unit	115TG	1	A	"

(94755)

RESTRICTED

RESTRICTED

AIRCRAFT ENGINE AND FLYING INSTRUMENTS, ACCESSORIES AND UNIT SERVICING SPARES

SECTION 6A—cont.

1	2	3	4	5	6	7	8
	GAUGE, fuel contents, electrical, Smith/ Waymouth type—cont. Fluorescent—cont. Accessories—cont.	Victor	For Ref. Nos. 5667, 6628 and 6629— cont.				
5674	Tank unit	116TG	1	A	each
5675	Tank unit	117TG	1	A	..
5676	Tank unit	118TG	2	A	..
5677	Tank unit	120TG	1	A	..
5678	Tank unit	121TG	4	A	..
5679	Tank unit	123TG	2	A	..
5680	Tank unit	124TG	2	A	..
5682	Tank unit	126TG	2	A	..
5685	Tank unit	129TG	2	A	..
5686	Tank unit	130TG	2	A	..
5687	Tank unit	131TG	2	A	..
5688	Tank unit	132TG	2	A	..
5689	Tank unit	133TG	2	A	..
5690	Tank unit	134TG	2	A	..
5691	Tank unit	135TG	2	A	..
5692	Tank unit	136TG	2	A	..
5693	Tank unit	137TG	2	A	..
5694	Tank unit	138TG	2	A	..
5695	Tank unit	139TG	2	A	..
5696	Tank unit	141TG	2	A	..
5697	Tank unit	142TG	1	A	..
5670	Tank unit	144TG	2	A	..
5681	Tank unit	145TG	2	A	..
5683	Tank unit	146TG	2	A	..
5684	Tank unit	147TG	2	A	..
6057	Tank unit	144TN	2	A	..
6058	Tank unit	145TN	2	A	..
6059	Tank unit	146TN	2	A	..
6060	Tank unit	147TN	2	A	..
5698	Tank unit	148TN	2	A	..
5699	Tank unit	149TN	2	A	..

RESTRICTED

RESTRICTED

AIRCRAFT ENGINE AND FLYING INSTRUMENTS, ACCESSORIES AND UNIT SERVICING SPARES

SECTION 6A—cont.

1	2	3	4	5	6	7	8
	GAUGE, fuel contents, electrical, Smith/ Waymouth type—cont. Fluorescent—cont. Accessories—cont.	Victor					
			For Ref. No. 5667, 6628, and 6629— <i>cont.</i>				
5702	Tank unit	152TN	1	A	each
5703	Tank unit	153TN	4	A	"
5704	Tank unit	155TN	1	A	"
5705	Tank unit	156TN	1	A	"
5700	Tank unit	183TN	2	A	"
5701	Tank unit	184TN	2	A	"
8896	Tank unit	188TN	2	A	"
6087	Terminal, tank	LF.17	1	B	"
5706	Terminal, tank	LF.57	3	C	"
5707	Terminal, tank	LF.58	17	C	"
9447	Fluorescent	Victor (tanker)	AG.152	1	A	"
9455	Fluorescent	Victor (tanker)	AO.74	1	A	"
9456	Fluorescent	Victor (tanker)	AG.149	2	A	"
9457	Fluorescent	Victor (tanker)	AG.150	2	A	"
9458	Fluorescent	Victor (tanker)	AG.151	1	A	"
	Accessories:—		For Ref. Nos. 9447, 9455, 9456, 9457 and 9458.				
9432	Box, cable	BT.22/29	1	A	"
9433	Box, cable	BT.22/28	1	A	"
9434	Box, cable	BT.22/26	1	A	"
9435	Box, cable	BT.22/22	1	A	"
9436	Box, cable	BT.22/27	1	A	"
9437	Box, cable	BT.20/47	2	A	"
9438	Box, cable	BT.20/46	2	A	"
9439	Box, cable	BT.20/45	2	A	"
9440	Cable, connection, uniradio	CR.95	1	C	"
9441	Cable, connection, uniradio	CR.105	1	C	"
11242	Cable, connection, uniradio	CR.330	1	C	"
9442	Cable, connection, uniradio	CZ.240	1	C	"

(94755)

RESTRICTED

RESTRICTED

AIRCRAFT ENGINE AND FLYING INSTRUMENTS, ACCESSORIES AND UNIT SERVICING SPARES

SECTION 6A—cont.

1	2	3	4	5	6	7	8
	GAUGE, fuel contents, electrical, Smith/Waymouth type—cont.						
	Fluorescent—cont.						
	Accessories—cont.	Victor (tanker)	For Ref. Nos. 9447, 9455, 9456, 9457 and 9458 —cont.				
9443	Cable, connection, uniradio	CZ.165	1	C	each
9444	Cable, connection, uniradio	CZ.70	1	C	"
9445	Cable, connection, uniradio	CS.22	1	C	"
9446	Cable, connection, uniradio	CZ.90	1	C	"
9449	Cap, blanking	CA.3	8	C	"
9448	Switch, selector unit	SB.39	1	A	"
	Fluorescent	Victor (tanker role)					
	Accessories:—						
9256	Box, cable	JX.123	2	A	"
9257	Box, cable	JX.124	2	A	"
9258	Box, cable	JX.125	2	A	"
9197	Box, junction	BT.21-26	2	A	"
9240	Cable assembly	MCK.12	2	C	"
9241	Cable assembly	MCK.16	4	C	"
9242	Cable assembly	MCK.22	2	C	"
9243	Cable assembly	MCK.24	4	C	"
9244	Cable assembly	MCK.25	4	C	"
9245	Cable assembly	MCK.26	2	C	"
9246	Cable assembly	MCK.28	4	C	"
9247	Cable assembly	MCK.36	2	C	"
9248	Cable assembly	MCK.42	2	C	"
9249	Cable assembly	MCK.48	4	C	"
9250	Cable assembly	MCK.52	2	C	"
9251	Cable assembly	MCK.56	2	C	"
9252	Cable assembly	MCK.64	6	C	"
9253	Cable assembly	MCK.70	4	C	"
9254	Cable assembly	MCK.86	2	C	"
9255	Cable assembly	MCK.102	2	C	"
9198	Connector	CS.7	2	C	"
9200	Tank unit	CR.81	2	C	"
9201	Tank unit	231.TA	2	A	"

RESTRICTED

RESTRICTED

AIRCRAFT ENGINE AND FLYING INSTRUMENTS, ACCESSORIES AND UNIT SERVICING SPARES

SECTION 6A—cont.

1	2	3	4	5	6	7	8
	GAUGE, fuel contents, electrical, Smith/ Weymouth type—cont. Fluorescent—cont.	Victor (Tanker role)					
	Accessories—cont.						
9202	Tank unit	232.TA	2	A	each
9213	Tank unit	148TG	2	A	..
9214	Tank unit	149TG	2	A	..
9215	Tank unit	150TG	2	A	..
9216	Tank unit	151TG	2	A	..
9217	Tank unit	152TG	2	A	..
9218	Tank unit	153TG	2	A	..
9219	Tank unit	154TG	2	A	..
9220	Tank unit	155TG	2	A	..
9221	Tank unit	156TG	2	A	..
9222	Tank unit	157TG	2	A	..
9223	Tank unit	158TG	2	A	..
9224	Tank unit	159TG	2	A	..
9225	Tank unit	160TG	2	A	..
9226	Tank unit	161TG	2	A	..
9227	Tank unit	162TG	2	A	..
9228	Tank unit	163TG	2	A	..
9229	Tank unit	164TG	2	A	..
9230	Tank unit	165TG	2	A	..
9231	Tank unit	166TG	2	A	..
9232	Tank unit	167TG	2	A	..
9233	Tank unit	168TG	2	A	..
9234	Tank unit	169TG	2	A	..
9235	Tank unit	170TG	2	A	..
9236	Tank unit	171TG	2	A	..
9237	Tank unit	172TG	2	A	..
9238	Tank unit	173TG	2	A	..
9239	Tank unit	174TG	2	A	..
9259	Terminal, tank	JR.1	6	C	..
9260	Terminal, tank	JR.2	4	C	..

RESTRICTED

101

RESTRICTED

AIRCRAFT ENGINE AND FLYING INSTRUMENTS, ACCESSORIES AND UNIT SERVICING SPARES

SECTION 6A—cont.

1	2	3	4	5	6	7	8
	GAUGE, fuel contents, electrical, Smith/ Waymouth type—cont.						
4041	Fluorescent	Vulcan	AG.14	—	A	each
6430	Fluorescent	Vulcan	AO.69	—	A	..
4043	Fluorescent	Vulcan	AG.15	—	A	..
6431	Fluorescent	Vulcan	AO.70	—	A	..
	Accessories:—		For Ref. Nos. 4041, 4043, 6430 and 6431.				
11284	Box, cable connection	BT.22-30	1	A	..
4087	Box, cable connection	JY.1	—	C	..
4088	Box, cable connection	JY.2	—	C	..
4089	Box, cable connection	JY.3	—	C	..
4090	Box, cable connection	JY.4	—	C	..
4091	Box, cable connection	JY.5	—	C	..
4092	Box, cable connection	JY.6	—	C	..
4094	Box, cable connection	JY.8	—	C	..
4095	Box, cable connection	JY.9	—	C	..
8290	Box, cable connection	JY.55	—	B	..
8291	Box, cable connection	JY.56	—	C	..
5908	Box, cable connection	JY.58	—	C	..
6812	Box, centre of gravity computer	BW.52	—	A	..
9152	Cable assembly	Vulcan 2	For bomb bay tanks.. .. .	LUA.248	1	C	..
9153	Cable assembly	Vulcan 2	For bomb bay tanks.. .. .	LJJ.113	1	C	..
6874	Connector	LJG.27	2	C	..
6875	Connector	LJG.60	4	C	..
4062	Connector, internal	PL/T/34/T	—	C	..
4063	Connector, internal	PL/66/T/T	—	C	..
4064	Connector, internal	PL/T/76/T	—	C	..
4065	Connector, internal	PL/T/80/T	—	C	..
4066	Connector, internal	PL/T/88/T	—	C	..
4067	Connector, internal	PL/T/69/T/39/Z	—	C	..
4068	Connector, internal	PE/T/20/Z	—	C	..
4069	Connector, internal	PE/T/38/Z	—	C	..
4071	Connector, internal	PE/T/58/T	—	C	..
4072	Connector, internal	PE/T/70/T	—	C	..
4073	Connector, internal	PE/T/84/T	—	C	..

RESTRICTED

RESTRICTED

AIRCRAFT ENGINE AND FLYING INSTRUMENTS, ACCESSORIES AND UNIT SERVICING SPARES

SECTION 6A—cont.

1	2	3	4	5	6	7	8
	GAUGE, fuel contents, electrical, Smith/ Waymouth type—cont. Fluorescent—cont. Accessories—cont.	Vulcan	For Ref. Nos. 4041, 4043, 6430 and 6431—cont.				
4074	Connector, internal	PE/T/92/T	—	C	each
4075	Connector, internal	PE/T/69/T/39/Z	—	C	..
4076	Connector, internal	PE/T/24/Z	—	C	..
4235	Connector, internal	PL/T/18/Z	—	C	..
4236	Connector, internal	PL/T/22/Z	—	C	..
4237	Connector, internal	PE/T/76/T	—	C	..
4238	Connector, internal	PE/T/8/T	—	C	..
4239	Connector, internal	PL/T/8/T	—	C	..
4240	Connector, internal	PE/T/34/T	—	C	..
8287	Connector, internal	PL/T/68/T	—	C	..
4077	Connector, uniradio	CS.12	—	C	..
4078	Connector, uniradio	CC.15	—	C	..
4079	Connector, uniradio	CR.42	—	C	..
4080	Connector, uniradio	CR.66	—	C	..
4081	Connector, uniradio	CR.52	—	C	..
4082	Connector, uniradio	CR.108	—	C	..
4083	Connector, uniradio	CD.16	—	C	..
4084	Connector, uniradio	Vulcan	CR.57	—	B	..
8288	Connector, uniradio	CR.60	—	B	..
4085	Connector, uniradio	CR.87	—	B	..
8289	Connector, uniradio	CR.140	—	B	..
4086	Connector, uniradio	CD.24	—	B	..
4241	Connector, uniradio	CZ.50	—	C	..
4046	Tank unit	TC.166	—	C	..
4047	Tank unit	TC.167	—	C	..
4048	Tank unit	TC.168	—	C	..
4049	Tank unit	TC.169	—	C	..
4233	Tank unit	TC.140	—	C	..
4234	Tank unit	TC.141	—	C	..

RESTRICTED

103

RESTRICTED

AIRCRAFT ENGINE AND FLYING INSTRUMENTS, ACCESSORIES AND UNIT SERVICING SPARES

SECTION 6A—cont.

1	2	3	4	5	6	7	8
	GAUGE, fuel contents, electrical, Smith/ Waymouth type—cont. Fluorescent—cont. Accessories—cont.	Vulcan					
			For Ref. Nos. 4041, 4043, 6430 and 6431—cont.				
5906	Tank unit			TC.228	—	C	each
5907	Tank unit			TC.229	—	C	"
4050	Tank unit			TM.2	—	A	"
4051	Tank unit			TM.3	—	A	"
4052	Tank unit			TM.4	—	A	"
4053	Tank unit			TM.5	—	A	"
4054	Tank unit			TM.6	—	A	"
4055	Tank unit			TM.7	—	A	"
4056	Tank unit			TM.8	—	A	"
4057	Tank unit			TM.9	—	A	"
4058	Tank unit			TM.10	—	A	"
4059	Tank unit			TM.11	—	A	"
4060	Tank unit			TM.12	—	A	"
4061	Tank unit			TM.13	—	A	"
11285	Fluorescent	Vulcan		AO/76	1	A	"
	Accessories:—	Vulcan 2	For long-range fuel tanks.				
11283	Box, cable			BT.21-31	1	A	"
9563	Clamp, mounting			LG.3	2	C	"
9559	Connector			PA.24	1	C	"
9560	Connector			LUA.10	1	C	"
9561	Connector			LJJ.48	1	C	"
9562	Connector			PW.62	1	C	"
9565	Tank unit			57.TN.	2	A	"
	Spares:—	Vulcan	For long-range fuel tanks				
10468	Box, trimmer			BT.21/9	1	A	"
10484	Tank unit			59.TN	1	A	"
10485	Tank unit			60.TN	1	A	"
	Fluorescent	Wessex 2					
	Consisting of:—						
7527	Indicator			GE.18	1	A	"

RESTRICTED

RESTRICTED

AIRCRAFT ENGINE AND FLYING INSTRUMENTS, ACCESSORIES AND UNIT SERVICING SPARES

SECTION 6A—cont.

1	2	3	4	5	6	7	8
	GAUGE, fuel contents, electrical, Smith/ Waymouth type—cont. Fluorescent—cont. Consisting of:—cont.	Wessex 2					
7528	Indicator	GE.19	1	A	each
	Accessories:—		For Ref. Nos. 7527 and 7528				
7529	Amplifier bridge unit	GB.10	1	A	..
7530	Amplifier bridge unit	GB.11	1	A	..
	Spares:—						
9671	Bridge unit		For Ref. No. 7529	47-654-305-14	—	A	..
9672	Bridge unit		For Ref. No. 7530	47-654-305-15	—	A	..
9673	Inverter unit, Type FL.17		For Ref. Nos. 7529 and 7530	40-687-187	—	A	..
6398	Bracket, mounting	LG.50	2	B	..
8621	Cable assembly	MBS.80	1	C	..
8622	Cable assembly	MBS.108	1	C	..
8623	Cable assembly	MBS.120	1	C	..
8624	Cable assembly	MBS.138	1	C	..
8625	Cable assembly	MBS.176	1	C	..
8914	Cable assembly	MBS.420	1	C	..
8627	Cable assembly	MBW.80	1	C	..
8628	Cable assembly	MBW.108	1	C	..
8629	Cable assembly	MBW.120	1	C	..
8630	Cable assembly	MBW.138	1	C	..
8631	Cable assembly	MBW.176	1	C	..
8915	Cable assembly	MBW.420	1	C	..
8633	Cable assembly	MBX.38	1	C	..
8634	Cable assembly	MBX.138	1	C	..
8635	Cable assembly	MBX.182	1	C	..
8981	Cable assembly	MBX.450	1	C	..
8637	Cable assembly	MBS.52	1	C	..
8638	Cable assembly	MBW.52	1	C	..
7544	Cable assembly	MBS.18	1	B	..
6541	Connector	LF.66-1	2	B	..
7538	Tank, terminal	GM.16	2	B	..

RESTRICTED

105

RESTRICTED

AIRCRAFT ENGINE AND FLYING INSTRUMENTS, ACCESSORIES AND UNIT SERVICING SPARES

SECTION 6A—cont.

1	2	3	4	5	6	7	8
	GAUGE, fuel contents, electrical, Smith/ Waymouth type—cont.						
	Fluorescent—cont.	Wessex 2					
	Consisting of:—cont.						
	Indicator—cont.						
	Accessories—cont.		For Ref. Nos. 7529 and 7530—cont.				
7531	Tank unit	GA.28	1	A	each
7532	Tank unit	GA.29	1	A	..
7533	Tank unit	GA.30	1	A	..
7534	Tank unit	GA.31	1	A	..
7535	Tank unit	GX.1	1	A	..
7536	Tank unit	GX.2	1	A	..
8615	Tank unit	GN.140	1	A	..
8616	Tank unit	GN.141	1	A	..
5109	Fluorescent	Whirlwind	Naval aviation only	AG.62	4	A	..
	Accessories:—						
5108	Box, cable	JY.47	2	A	..
5277	Cable, co-axial, sub-miniature	SMB.110	—	C	..
5275	Connection, rigid	23C.O	—	A	..
6096	Connector	CZ.65	2	C	..
5115	Connector	PE.6	2	C	..
5116	Connector	PL.6	2	C	..
5276	Mounting, AVM (Code XA)	Smith's C.423	—	A	..
5110	Tank unit	38TA	2	A	..
5111	Tank unit	39TA	2	A	..
5112	Tank unit	40TA	2	A	..
5113	Tank unit	41TA	2	A	..
5114	Tank unit	TB.216	2	A	..
6850	Fluorescent	Whirlwind 10	9AG	1	A	..
	Accessories:—						
6132	Amplifier	FAB.20	1	A	..
	Spares:—						
—	Valve, Type ZAA		Ref. No. 3810		—	—	—
3918	Connector, uniradio	CA.15	1	C	each
3920	Connector, uniradio	CA.144	1	C	..
3838	Tank unit	TA.79	1	A	..

RESTRICTED

RESTRICTED

AIRCRAFT ENGINE AND FLYING INSTRUMENTS, ACCESSORIES AND UNIT SERVICING SPARES

SECTION 6A—cont.

1	2	3	4	5	6	7	8
	GAUGE, fuel contents, electrical, Smith/ Waymouth type—cont. Fluorescent—cont.	Whirlwind 10	For Ref. No. 6850—cont.				
	Accessories—cont.						
3839	Tank unit			TA.80	2	A	each
3840	Tank unit			TA.81	1	A	..
3841	Tank unit			TA.82	2	A	..
3842	Tank unit			TA.83	2	A	..
4438	Tank unit			TA.127	1	A	..
6857	Fluorescent			SF.202	1	A	..
	Accessories:—			HSD/CP2			
6852	Box, relay			BL.14	1	A	..
6853	Tank unit			TA.140	1	A	..
6851	Transmitter, Mark 4B			1873.FG	1	C	..
8301	Indicator	} V.C.10		GF.8	2	A	..
8302	Indicator			GF.9	2	A	..
8303	Indicator			GF.10	2	A	..
11311	Indicator			GU.17	1	A	..
11312	Indicator			GU.18	1	A	..
	Accessories:—		For Ref. Nos. 8301, 8302, 8303, 11311 and 11312.				
8310	Amplifier, bridge unit			GB.3	2	A	..
8311	Amplifier, bridge unit			GB.4	2	A	..
8312	Amplifier, bridge unit			GB.5	2	A	..
8313	Amplifier, bridge unit			GB.6	1	A	..
9049	Amplifier, bridge unit			GB.18	1	A	..
—	Connector, co-axial		Ref. No. 8466		5	—	—
—	Connector, co-axial		Ref. No. 8398		1	—	—
—	Connector, co-axial		Ref. No. 7497		2	—	—
8338	Connector, co-axial			MBD/38	2	C	each
—	Connector, co-axial		Ref. No. 7499		2	—	—
8339	Connector, co-axial			MBD/61	2	C	each
8340	Connector, co-axial			MBD/65	4	C	..
—	Connector, co-axial		Ref. No. 6992		2	—	—

RESTRICTED

107

RESTRICTED

AIRCRAFT ENGINE AND FLYING INSTRUMENTS, ACCESSORIES AND UNIT SERVICING SPARES

SECTION 6A—cont.

1	2	3	4	5	6	7	8
	GAUGE, fuel contents, electrical, Smith/ Waymouth type—cont.						
	Indicator—cont.	V.C. 10					
	Accessories—cont.		For Ref. Nos. 8301, 8302, 8303, 11311 and 11312—cont.				
—	Connector, co-axial		Ref. No. 7503		2	—	—
—	Connector, co-axial		Ref. No. 7443		2	—	—
8341	Connector, co-axial	MBD/78	2	C	each
8342	Connector, co-axial	MBD/80	4	C	..
8343	Connector, co-axial	MBD/82	6	C	..
8344	Connector, co-axial	MBD/86	2	C	..
—	Connector, co-axial		Ref. No. 7445		4	—	—
8345	Connector, co-axial	MBD/93	2	C	each
8346	Connector, co-axial	MBD/98	2	C	..
8347	Connector, co-axial	MBD/115	2	C	..
8348	Connector, co-axial	MBD/117	2	C	..
8349	Connector, co-axial	MBD/133	2	C	..
—	Connector, co-axial		Ref. No. 8470		5	—	—
—	Connector, co-axial		Ref. No. 8404		1	—	—
8350	Connector, co-axial	MBH/27	2	C	each
8351	Connector, co-axial	MBH/38	2	C	..
—	Connector, co-axial		Ref. No. 7004		2	—	—
8352	Connector, co-axial	MBH/61	2	C	each
—	Connector, co-axial		Ref. No. 7006		4	—	—
8353	Connector, co-axial	MBH/69	2	C	each
—	Connector, co-axial		Ref. No. 7510		2	—	—
—	Connector, co-axial		Ref. No. 7456		2	—	—
8354	Connector, co-axial	MBH/78	2	C	each
8355	Connector, co-axial	MBH/80	4	C	..
8356	Connector, co-axial	MBH/82	6	C	..
8357	Connector, co-axial	MBH/86	2	C	..
8358	Connector, co-axial	MBH/90	4	C	..
8359	Connector, co-axial	MBH/93	2	C	..
8360	Connector, co-axial	MBH/98	2	C	..
8361	Connector, co-axial	MBH/115	2	C	..
8362	Connector, co-axial	MBH/133	2	C	..

RESTRICTED

RESTRICTED

AIRCRAFT ENGINE AND FLYING INSTRUMENTS, ACCESSORIES AND UNIT SERVICING SPARES

SECTION 6A—cont.

1	2	3	4	5	6	7	8
	GAUGE, fuel contents, electrical, Smith/ Waymouth type—cont.						
	Indicator—cont.	V.C.10					
	Accessories—cont.		For Ref. Nos. 8301, 8302, 8303, 11311 and 11312—cont.				
9405	Connector, co-axial	MBJ/26	1	C	each
8363	Connector, co-axial	MBJ/27	2	C	"
8364	Connector, co-axial	MBJ/38	2	C	"
8365	Connector, co-axial	MBJ/61	2	C	"
8366	Connector, co-axial	MBJ/117	1	C	"
8367	Connector, co-axial	MBS/S84	2	C	"
8368	Connector, co-axial	MBS/S132	2	C	"
8369	Connector, co-axial	MBS/S152	1	C	"
8370	Connector, co-axial	MBS/S258	1	C	"
9406	Connector, co-axial	MBS/S871/SB	1	C	"
9674	Connector, co-axial	MBS/S939/SB	1	C	"
9407	Connector, co-axial	MBS/S989/SB	1	C	"
9156	Connector, co-axial	MBS/S964/SB	2	C	"
9408	Connector, co-axial	MBS/S1014/SB	1	C	"
9409	Connector, co-axial	MBS/S1241/SB	1	C	"
9410	Connector, co-axial	MBS/S1266/SB	1	C	"
9411	Connector, co-axial	MBS/S1524/SB	1	C	"
8371	Connector, co-axial	MBW/S86	2	C	"
8372	Connector, co-axial	MBW/S132	2	C	"
8373	Connector, co-axial	MBW/S258	1	C	"
9412	Connector, co-axial	MBW/S939/SW	1	C	"
9159	Connector, co-axial	MBW/S964/SW	3	C	"
9413	Connector, co-axial	MBW/S989/SW	2	C	"
9414	Connector, co-axial	MBW/S1014/SW	1	C	"
9415	Connector, co-axial	MBW/S1241/SW	1	C	"
9416	Connector, co-axial	MBW/S1266/SW	1	C	"
9417	Connector, co-axial	MBW/S1524/SW	1	C	"
9418	Connector, co-axial	MBX/S871/SR	1	C	"
9419	Connector, co-axial	MBX/S939/SR	1	C	"

RESTRICTED

RESTRICTED

AIRCRAFT ENGINE AND FLYING INSTRUMENTS, ACCESSORIES AND UNIT SERVICING SPARES

SECTION 6A—cont.

1	2	3	4	5	6	7	8
	GAUGE, fuel contents, electrical, Smith/ Waymouth type—cont. Indicator—cont. Accessories—cont.	V.C.10	For Ref. Nos. 8301, 8302, 8303, 11311 and 11312—cont.				
9163	Connector, co-axial			MBX/S964/SR	1	C	each
9420	Connector, co-axial			MBX/S989/SR	1	C	"
9421	Connector, co-axial			MBX/S1014/SR	1	C	"
9422	Connector, co-axial			MBX/S1241/SR	1	C	"
9423	Connector, co-axial			MBX/S1266/SR	1	C	"
9424	Connector, co-axial			MBX/S1524/SR	1	C	"
8305	Control unit			BQ/13	1	A	"
10578	Control unit			GU.8	2	A	"
10579	Control unit			GU.9	2	A	"
10580	Control unit			GU.10	2	A	"
10581	Control unit			GU.11	2	A	"
9404	Control unit			GU.13	1	A	"
8306	Reference unit, combined			GT.1	2	A	"
8308	Reference unit, combined			GT.3	2	A	"
8309	Reference unit, combined			GT.4	1	A	"
9051	Reference unit, combined			GT.6	1	A	"
11352	Reference unit, combined			GT.9	2	A	"
8314	Tank, terminal			GM.12	7	C	"
8315	Tank, terminal			GM.13	1	C	"
8316	Tank unit			GA.12	1	A	"
8317	Tank unit			GA.13	1	A	"
8318	Tank unit			GA.14	2	A	"
8319	Tank unit			GA.15	2	A	"
8320	Tank unit			GN.40	4	A	"
8321	Tank unit			GA.42	2	A	"
8322	Tank unit			GN.43	2	A	"
8323	Tank unit			GN.44	2	A	"
8324	Tank unit			GN.45	2	A	"
8325	Tank unit			GN.46	2	A	"
8326	Tank unit			GN.47	2	A	"
8327	Tank unit			GN.48	2	A	"
8328	Tank unit			GN.50	2	A	"

RESTRICTED

RESTRICTED

AIRCRAFT ENGINE AND FLYING INSTRUMENTS, ACCESSORIES AND UNIT SERVICING SPARES

SECTION 6A—cont.

1	2	3	4	5	6	7	8
	GAUGE, fuel contents, electrical, Smith/Waymouth type Indicator—cont.						
	Accessories—cont.	V.C.10	For Ref. Nos. 8301, 8302, 8303, 11311 and 11312—cont.				
8329	Tank unit			GN.51	2	A	each
8330	Tank unit			GN.52	2	A	..
8331	Tank unit			GN.53	2	A	..
8332	Tank unit			GN.54	2	A	..
8333	Tank unit			GN.55	2	A	..
8334	Tank unit			GN.57	2	A	..
8335	Tank unit			GN.58	2	A	..
8336	Tank unit			GN.59	2	A	..
8337	Tank unit			GN.60	2	A	..
9052	Tank unit			GN.142	1	A	..
9053	Tank unit			GN.143	3	A	..
9054	Tank unit			GN.144	1	A	..
6615	White painted dial	Gannet AEW 3		AO.64	1	A	..
	Accessories:—						
6614	Box, dielectric			BW.47	1	A	..
	GAUGE, fuel contents, hydrostatic:—						
3242	Korect depth gauge, Type B.1 ..		Naval aviation only		—	A	..
	Spares:—		Munro Ltd., and K.D.G.				
2479	Glass, 3.385 in. dia. × 0.125 in. thick		171J.B226	1	C	..
10567	GAUGE, fuel level	Sioux	3020	1	C	..
2168	GAUGE, fuel pressure	Hastings	0-40 lb./sq. in.	277PG	—	A	..
8738	GAUGE, fuel pressure	PW.101. ACR BU5	1	A	..

RESTRICTED

111

RESTRICTED

AIRCRAFT ENGINE AND FLYING INSTRUMENTS, ACCESSORIES AND UNIT SERVICING SPARES

SECTION 6A—cont.

1	2	3	4	5	6	7	8
5933	GAUGE, fuel pressure:— K.D.G. Ltd.	DS.1785	—	A	each
304	Mark 7A:— Luminous		—	B	..
2314	Spares:— Bezel	Smith's Aircraft Instruments Ltd. ..	1	C	..
2312	Glass, Type 1	J. Tomey and Sons Ltd. ..	1	C	..
3087	Ring, packing	AM.285	1	C	..
3089	Washer, packing	P.7294	1	C	..
6173	Sangamo Weston type:— Indicator, 0–120 lb./p.s.i.	S.149.1.55	—	A	..
5107	Sangamo Weston type, 0-60 lb. ..	Whirlwind	S.63.4.860	1	A	..
5106	Accessories:— Transmitter, fuel pressure, 0–60 lb./p.s.i.		S.122.1.56	1	A	..
7112	Sangamo Weston type, 0-60 lb./p.s.i. ..	Comet 4C	S.149-1-1009	—	A	..
7113	Accessories:— Bracket	IN.21875	1	B	..
—	Lead	Ref. No. 4661	—	—	—
—	Lead	Ref. No. 4824	—	—	—
4247	Lead, extension	FD.766	—	C	each
—	Transmitter	Ref. No. 5106	—	—	—
3298	Smith type	Devon	D/274PG/SB	—	A	each
2075	Smith type	0–40 lb./sq. in.	1	C	..
2096	Accessories:— Transmitter	266PG/SB	1	A	..
2161	Transmitter	276PG	1	A	..
6023	Smith type	260PG	—	A	..
6049	Smith type	265PG	—	A	..
5454	Accessories:— Transmitter	266PG	—	A	..
6054	Smith type, fluorescent	0–10 lb./p.s.i.	—	C	..
3932	Smith type, fluorescent, single desynn	679PG/5	—	B	..
3933	Accessories:— Transmitter	679PG/7	—	B	..
3933	Transmitter	181PG	1	A	..

RESTRICTED

RESTRICTED
112

AIRCRAFT ENGINE AND FLYING INSTRUMENTS, ACCESSORIES AND UNIT SERVICING SPARES

SECTION 6A—cont.

1	2	3	4	5	6	7	8
	GAUGE, fuel pressure—cont.						
	Smith type, Mark 8B:—						
2673	Fluorescent		Naval aviation only	315PG	—	A	each
	Accessories:—						
2883	Box, relay	BFA/1A045/5	—	A	..
	GAUGE, fuel pressure. start:—						
6571	Sangamo Weston type	S.216/1/20	1	A	..
	GAUGE, hydraulic contents:—	Comet 4					
7146	Indicator	GE.212/004	1	A	..
7147	Indicator	GE.212/010	1	A	..
7148	Indicator	GE.212/005	1	A	..
7149	Indicator	GE.212/006	1	A	..
	Accessories:—		For Ref. Nos. 7146, 7147, 7148, 7149.				
7150	Transmitter	GE.32818	2	A	..
7151	Transmitter	GE.32816	1	A	..
7152	Transmitter	GE.32817	1	A	..
	GAUGE, hydraulic pressure						
8831	Miniature	S.149.1.64	1	A	..
5590		0-5000 lb./p.s.i.	A1/531	—	A	..
6570	Sangamo Weston type	S.149/1/135	1	A	..
3934	Sangamo Weston type	S.63/4/507	—	A	..
	Accessories:—						
3935	Transmitter		0-6000 lb./p.s.i.	S.122/4/44	2	A	..
4295	Plate, mounting, H.P.T.	S.122FD890	—	C	..
5442	Sangamo Weston type	S.63/4/927	—	A	..
	Accessories:—						
5443	Transmitter		0-6000 lb./p.s.i.	S.122/4/27	—	A	..
5300	Sangamo Weston type, triple reading	S.214/1/11	—	A	..
	Accessories:—						
—	Transmitter		Ref. No. 3935. 0-6000 lb./p.s.i.		—	—	—
—	Plate, mounting, H.P.T.		Ref. No. 4295		—	—	—
5301	Lead, electrical, 10 ft.	FD.766	—	C	each

(94755)

RESTRICTED

H

RESTRICTED

113

AIRCRAFT ENGINE AND FLYING INSTRUMENTS, ACCESSORIES AND UNIT SERVICING SPARES

SECTION 6A—cont.

1	2	3	4	5	6	7	8
4652	GAUGE, hydraulic pressure:—cont. Smith type	618PG	—	A	each
	Accessories:—						
4304	Transmitter	Barnett 1394	—	A	„
5445	Transmitter	Barnett 2950/1	—	A	„
8871	Triple pointer	S214-1-28	1	A	„
9986	GAUGE, indicator oil pressure	S.32-1-730	1	A	„
9987	GAUGE, indicator oil pressure	S.32-1-731	1	A	„
7934	GAUGE, manifold pressure, Mark ID		Calibrated 'INS: Mercury'		1	A	„
7935	GAUGE, manifold pressure, Mark IE		Calibrated 'INS: Mercury'		1	A	„
7936	GAUGE, manifold pressure, Mark IF		Calibrated 'INS: Mercury'		1	A	„
5155	GAUGE, oil contents, Min double Desynn Accessories:—	Britannia	2099FG	2	A	„
5941	Transmitter	2154FG	4	A	„
6598	Washer, sealing, flange mounting	FG.5373	—	C	„
6439	GAUGE, oil pressure		0-80 lb./p.s.i.	S.214/1/22	1	A	„
8886	GAUGE, oil pressure	S.149-1-313	1	A	„
7522	GAUGE, oil pressure (gearbox)	Wessex 2	S.149-1-51	1	A	„
2677	GAUGE, oil pressure:— Fluorescent Mark 11E*: —	Chipmunk	In S.A.E. case Edgewise type, 0-150 lb./sq. in.	155PG	—	A	„
	10 ft. capillary:—						
1175	Luminous		—	B	„
	30 ft. capillary:—						
1603	Fluorescent		—	A	„

RESTRICTED

RESTRICTED

AIRCRAFT ENGINE AND FLYING INSTRUMENTS, ACCESSORIES AND UNIT SERVICING SPARES

SECTION 6A—cont.

1	2	3	4	5	6	7	8
	GAUGE, oil pressure—cont.						
	Mark 11E*—cont						
	Spares:—						
2319	Glass	10666	1	C	each
2621	Window, perspex or glass	G.691	1	C	"
6847	Sangamo Weston type		0-120 lbs./sq. in.	S.149-1-54	—	A	"
5649	Sangamo Weston type	S149/1/47	2	A	"
	Accessories:—						
5897	Transmitter		Naval aviation only	S122/1/60	—	A	"
	Sangamo Weston type:—						
3731	Fluorescent		0-120 lb./sq. in.	S63/4/424	—	A	"
	Accessories:—						
3732	Transmitter	S.122.1.40	1	A	"
	Accessories:—						
4371	Mounting, anti-vibration	499414	—	C	"
3780	Fluorescent	S.63.4.275	—	A	"
	Accessories:—		For Ref. No. 3780.				
4334	Lead, extension, 3 ft.	FD.766	—	C	"
4335	Lead, extension, 8 ft.	FD.766	—	C	"
2782	Transmitter		C/w 3 ft. of cable	S.122.3.26	1	A	"
4748	Transmitter	739/PG/SB	—	A	"
3850	Transmitter		0-40 lb./sq. in.	S.122.1.42	1	A	"
	Spares:—		For Ref. No. 3850				
9177	Cover, end	167572	1	C	"
9180	Screw, 6 BA hex. hd., special	167571	—	C	"
5596	Strip, bonding	167570	—	C	"
9102	Washer, locktab	168135	1	C	"
4372	Transmitter, oil pressure		0-40 lbs. p.s.i.	S.122-1-51	—	A	"
6804	Fluorescent		0-40 lbs. p.s.i.	S.127/5/120	—	A	"
4140	Fluorescent	Heron	S.127/5/84	—	A	"
	Accessories:—						
4134	Transmitter	S.122.1.48	—	A	"
4277	Twin dial	S.127/5/87	—	A	"

(94755)

RESTRICTED

H 2

RESTRICTED
115

AIRCRAFT ENGINE AND FLYING INSTRUMENTS, ACCESSORIES AND UNIT SERVICING SPARES

SECTION 6A—cont.

1	2	3	4	5	6	7	8
	GAUGE, oil pressure:—cont						
	Smith type:—	Heron					
	Accessories:—						
5619	Transmitter	480PG/KP	—	A	each
5911	Smith type		0—60 lbs. p.s.i.	1055PG	—	C	„
	Accessories:—						
5912	Transmitter	1054PG	—	A	„
2814	Smith type		Naval aviation only	330PG	1	A	„
	Accessories:—						
2815	Transmitter	333/PG/SB	1	A	„
4007	Transmitter	481/PG/SB	1	A	„
	Spares:—						
9690	Bellows and spindle assy.	PG.2957	1	C	„
3712	Cover, end	PG.1794	1	C	„
—	Nut, 6BA, locking		Reference 28L/755		—	—	—
—	Pin, locking stator		Ref. No. 3720		—	—	—
—	Plug assembly		Ref. No. 3726		—	—	—
—	Ring, sealing		Ref. No. 3714		—	—	—
—	Spring, adjusting		Ref. No. 3719		—	—	—
3724	Spring, control	PG.1804	1	C	each
—	Stator, complete		Ref. No. 3718		—	—	—
—	Stop, overload		Ref. No. 3721		—	—	—
—	Washer, tab.		Ref. No. 3722		—	—	—
2870	Smith type		Naval aviation only	83/MV/SB	1	A	each
	Spares:—		Naval aviation only				
—	Ring, spacer		Ref. No. 2940		—	—	—
5575	Tubing, rubber		0.93 in. o.d. × 0.031 in. i.d. × 0.12 in. long.		1	C	each
—	Washer, packing		Ref. No. 2252		1	—	—
2714	Smith type, inductor type		0 to 40 lb./sq. in.	1ACR	—	A	each
	Accessories:—						
2715	Transformer, 115/26v.	213MV	—	C	„
2716	Transmitter	482/PG/SB/ Mod. 01.	—	A	„
	Spares:—						
3719	Adjuster, spring	PG.1787	1	C	„

RESTRICTED

RESTRICTED

AIRCRAFT ENGINE AND FLYING INSTRUMENTS, ACCESSORIES AND UNIT SERVICING SPARES

SECTION 6A—cont.

2	3	4	5	6	7	8
smitter—cont.		—cont.				
res—cont.						
n, locking stator		Ref. No. 3720		2	—	—
ng assy., and shell, complete ..		Ref. No. 3726		1	—	—
ng, sealing		Ref. No. 3714		1	—	—
rew, 4 BA.		Ref. No. 3713		1	—	—
ring, control		Ref. No. 3723		—	—	—
ator, complete		Ref. No. 3718		1	—	—
op, overload		Ref. No. 3721		1	—	—
asher, tab		Ref. No. 3722		1	—	—
asher, tab		Ref. No. 3196		11	—	—
is:—		For Ref. Nos 3294, 6161 and 6001..				
otor, plug..	ACR.165	1	C	each
l		Ref. No. 7679		—	—	—
r, terminal	PG.432	1	C	each
r, terminal	RV.450	1	C	..
..	MV.951	1	C	..
met and sealing washer, com- d.		FL.387	1	C	..
bezel	BG.452	4	C	..
ng, sealing, rear	30-781-175-48	1	C	..
Mark 4, 3 pin		Reference 10H/0560060		—	—	—
, spanner		Ref. No. 3098		—	—	—
v, 8 BA. × $\frac{3}{8}$ in. csk. hd. stl.	30-233-061-11	1	C	each
v, 10 BA, for mask and dial	30-233-231-33	1	C	..
v, special, rear	MV.1125	3	C	..
v, terminal and captive washer		Ref. No. 2613		—	—	—
bezel		Ref. No. 7680		—	—	—
ng, rubber, 0.093 in. o/d. ×			7 in.	C	each
l in. i/d.					
ier, packing (bezel to glass) ..		Ref. No. 3100		3	—	—
ier, panel mounting		Reference 10H/0970049		—	—	—
ier, sealing, rear	ACR.153	1	C	each
ge Co. type	Beaver	AW.23/4-19AJ	—	A	..

Paper
foldRESTRICTED
118

AIRCRAFT ENGINE AND FLYING INSTRUMENTS, ACCESSORIES AND UNIT SERVICING SPARES

SECTION 6A—cont.

1	2	3	4	5	6	7	8
5852	GAUGE, oil pressure and temperature . .		Naval aviation only	AN/D/427MV/SB	—	A	each
7286	GAUGE, oil pressure and temperature . .		—20° to +90° temp. 0-6000 p.s.i. . .	S.216-1-27	—	A	„
6500	GAUGE, oil pressure and temperature:— Smith type	11/1A/DR	4	A	„
6800	Accessories:— Transmitter, oil pressure	1024/PG/SB	—	A	„
—	Spares:— Bolt, 4 BA		Reference 28D/1011006		2	—	—
9130	Cover, end	PG.2934	1	C	each
—	Ring, sealing		Ref. No. 3714		—	—	—
9131	Shell, plug assy.	PG.2982	1	C	each
—	Washer, tab, 4 BA		Ref. No. 3196		—	—	—
7678	Spares:— Bezel	ACP1303	1	C	each
6053	Smith type	455MV	—	A	„
6238	Smith type	480MV/SB	—	A	„
3671	Accessories:— Mounting, anti-vibration	421PG	—	C	„
2656	Pipe, flexible, oil pressure	275PG	—	C	„
2655	Transmitter	370PG/SB	1	C	„
—	Spares:— Ring, spacer		Ref. No. 2940. Naval aviation only.		1	—	—
—	Washer, packing		Ref. No. 2252. Naval aviation only.		1	—	—
6378	Smith type	12/1.ADR/SB	—	A	each
—	Accessories:— Transmitter		Ref. No. 2716		—	—	—
8808	Smith type	PW21/5ADR/BU	2	A	each
8809	Smith type	PW11/12ADR	2	A	„
4006	Smith type:— Twin dial, fluorescent	390MV	—	A	„
5449	Accessories:— Transmitter	1012/PG/SB	—	A	„

RESTRICTED

RESTRICTED

AIRCRAFT ENGINE AND FLYING INSTRUMENTS, ACCESSORIES AND UNIT SERVICING SPARES

SECTION 6A—cont.

1	2	3	4	5	6	7	8
	GAUGE, oil pressure and temperature— <i>cont.</i>						
	Smith type—cont.						
	Twin dial, fluorescent—cont.						
	Accessories— <i>cont.</i>						
	Transmitter— <i>cont.</i>						
	Spares:—						
—	Adjuster, spring		Ref. No. 3719		1	—	—
5311	Base, bellows and spindle assembly.		PG.2423	1	C	each
—	Cover, end		Ref. No. 3712		1	—	—
—	Pin, locking stator		Ref. No. 3720		2	—	—
—	Plug assembly and shell, complete		Ref. No. 3726		1	—	—
5541	Restrictor	PG.1119	—	C	each
—	Ring, sealing		Ref. No. 3714		1	—	—
—	Screw, 4 BA		Ref. No. 3713		2	—	—
—	Spring, control		Ref. No. 3723		1	—	—
—	Stator, complete		Ref. No. 3718		1	—	—
—	Stop, overload		Ref. No. 3712		1	—	—
—	Washer, tab		Ref. No. 3722		1	—	—
5292	Twin dial, fluorescent		0 to 100 lb./sq. in. 0° to 120° C. ..	D.463MV/SB	—	A	each
	Accessories:—						
2095	Transmitter	267/PG/SB	1	A	..
5453	Transmitter	267/PG	—	A	..
	GAUGE, oil tank contents:—						
4035	Fluorescent	Beverley	Calibrated in mass units	2031FG	1	A	..
	Accessories:—						
5047	Transmitter	Beverley	2098FG	4	A	..
5597	Fluorescent	Vulcan B.2	2152FG	4	A	..
5037	Luminous	Victor	2101FG	4	A	..
5485	GAUGE, oil temperature, Smith type ..		0–120°C.	475MV	—	A	..
	Accessories:—						
—	Transmitter		Ref. No. 4007		—	—	—

RESTRICTED

RESTRICTED

AIRCRAFT ENGINE AND FLYING INSTRUMENTS, ACCESSORIES AND UNIT SERVICING SPARES

SECTION 6A—cont.

1	2	3	4	5	6	7	8
2873	GAUGE, pneumatic pressure, Smith type		Naval aviation only	255PG	1	A	each
5595	GAUGE, pressure		0 to 500 lb./sq. in.		—	C	..
7728	GAUGE, pressure		For Beaver ski sets	AW1842A001	1	A	..
6491	GAUGE, pressure		C/w ½ in. and ¼ in. B.S.P. connections	PKA/0102C	1	A	..
7394	GAUGE, pressure	1½ EU. 14ST/ K004/3	—	A	..
7395	GAUGE, pressure	1½ EU. 14ST/ K005/3	—	A	..
7397	GAUGE, pressure	PG.J.	—	A	..
3377	GAUGE, pressure		Dunlop type. Naval aviation only . .	SKO.4201	—	A	..
7284	GAUGE, pressure		} Appleby and Ireland	AI.756	1	A	..
7285	Transmitter			AI.757	1	A	..
5525	GAUGE, pressure:— - 1 to + 5 lb./p.s.i.		K.D.G. Ltd.	KB.317/02P or KPA-0802.	—	A	..
7872	0-150 lbs./p.s.i.	150/S	1	C	..
6114	0-200 lbs./p.s.i.		Appleby and Ireland	AI.441	1	A	..
7871	0-1,000 lbs./p.s.i.	1000/S	1	C	..
7870	0-4,000 lbs./p.s.i.	4000/S	1	C	..
6115	0-4,000 lbs./p.s.i.	AI.440.E.E.	7	A	..
3812	0-5,000 lbs./p.s.i. fluorescent		Barnet type	Barnet 1680	—	C	..
9306	Cabin, differential		Mechanism, Ltd.	M.1992/B/A	1	A	..
6917	Differential	M.1951	—	A	..
8418	Direct reading	PW.101.DPG/1	1	B	..
	Spares:—						
10209	Bezel	DPG.42	1	C	..
10213	Cap, dust protection		For transport purposes only	36-733-303	1	C	..

RESTRICTED

121

RESTRICTED

AIRCRAFT ENGINE AND FLYING INSTRUMENTS, ACCESSORIES AND UNIT SERVICING SPARES

SECTION 6A—cont.

1	2	3	4	5	6	7	8
	GAUGE, pressure—cont.						
	Direct reading—cont.						
	Spares—cont.						
10211	Case assembly		C/w valve and spring	DPG.56	1	B	each
3481	Filter, complete	PG.2140	1	C	..
10210	Glass and expansion ring assy.	DPG.6	1	C	..
—	Locknut, bezel		Ref. No. 7681		—	—	—
—	Nut, bezel		Ref. No. 2250		—	—	—
7558	Screw, special	PG.2735	—	C	each
—	Screw, 8 BA × $\frac{3}{8}$ in., ch. hd.		Reference 28S/9147229		—	—	—
—	Screw, 10 BA × $\frac{1}{8}$ in.		Reference 28S/9135421		—	—	—
10212	Screw, 10 BA, special	MV.1670/5	2	C	each
6590	Sleeving	1814/408	—	C	..
—	Stud, bezel		Ref. No. 7680		—	—	—
—	Washer, 4 BA, plain		Reference 28W/2437455		—	—	—
7868	Main hydraulic		0-5,000 lb./p.s.i.	S453-4-24D	1	B	each
1776	Mark 8KK, fluorescent		Naval aviation only		—	A	..
1600	Mark 8LL, fluorescent		Naval aviation only		—	A	..
	Accessories:—		Naval aviation only.				
1777	Label, air, fluorescent		—	C	..
1780	Label, air, luminous		—	C	..
1778	Label, fuel, fluorescent		—	C	..
1791	Label, hydraulic, luminous		—	C	..
1781	Label, oil, fluorescent		—	C	..
2235	Mark 14A, fluorescent		0 to 150 lb./sq. in.		—	C	..
2685	Mark 14B, fluorescent		0 to 80 lb./sq. in. In small S.A.E. case		—	C	..
2686	Mark 14F, fluorescent		0 to 600 lb./sq. in. In small S.A.E. case.		—	C	..
2687	Mark 14G, fluorescent		0 to 1,000 lb./sq. in. In small S.A.E. case.		—	C	..
	Mark 14H:—		0 to 2,000 lb./sq. in. In small S.A.E. case.				
2689	Fluorescent		—	C	..
2688	Luminous		—	C	..

RESTRICTED

RESTRICTED

AIRCRAFT ENGINE AND FLYING INSTRUMENTS, ACCESSORIES AND UNIT SERVICING SPARES

SECTION 6A—cont.

1	2	3	4	5	6	7	8
	GAUGE, pressure—cont.						
	Mark 14KK:—		0 to 3,000 lb./sq. in. In small S.A.E. case.				
2691	Fluorescent		—	C	each
2690	Luminous		—	C	"
	Mark 14LL:—		0 to 4,000 lb./sq. in. In small S.A.E. case.				
2693	Fluorescent		—	C	"
2692	Luminous		—	C	"
	Mark 14N:—		0 to 100 lb./sq. in. In small S.A.E. case.				
2694	Fluorescent		—	C	"
	Mark 14Q:—		0 to 50 lb./sq. in. In small S.A.E. case.				
2721	Fluorescent		—	C	"
	Mark 14R:—		0–6,000 lbs. p.s.i. Direct reading				
4320	Fluorescent		—	C	"
	Spares:—		For Mark 14R gauge only.				
4393	Bezel, machined, small, American		M.1343	—	C	"
4288	Glass assembly	G.820	—	C	"
4394	Lubber, marker	F.735	—	C	"
4290	Washer, sealing, thick	G.822	—	C	"
4289	Washer, sealing, thin	G.821	—	C	"
	Accessories:—		For Mark 14 series of pressure gauges.				
1230	Choke, Type 1		Fitted in hydraulic systems		1	C	"
1967	Connection, bleeder, 3-way		1	C	"
2771	Label, air, fluorescent		1	C	"
2772	Label, air, luminous		1	C	"
2773	Label, fuel, fluorescent		1	C	"
2774	Label, fuel, luminous		—	C	"
2775	Label, hydraulic fluorescent		1	C	"
2776	Label, hydraulic, luminous		1	C	"
2800	Label, nitrogen, fluorescent		1	C	"
2777	Label, nitrogen, luminous		1	C	"
2778	Label, oil, fluorescent		1	C	"

RESTRICTED

123

RESTRICTED

AIRCRAFT ENGINE AND FLYING INSTRUMENTS, ACCESSORIES AND UNIT SERVICING SPARES

SECTION 6A—cont.

1	2	3	4	5	6	7	8
	GAUGE, pressure—cont.						
	Mark 14R—cont.						
	Accessories—cont.		For Mark 14 series of pressure gauges				
2779	Label, oil, luminous		Naval aviation only	322PG	—	C	each
3367	Pipe, flexible, fuel pressure			—	C	..
2601	Transmitter, pressure, Mark 1C	Dragonfly		1	A	..
5306	Transmitter, pressure, Mark 1D			—	B	..
	Spares:—						
2816	Union, filler valve complete		IN.9191-2	—	C	..
	Spares:—		For Mark 14 series of pressure gauges, Barnet Instruments Ltd.				
4287	Gasket, ring packing	1683	—	C	..
4285	Glass	1679	—	C	..
4286	Glass, retaining ring circlip		1678	—	C	..
	Spares:—		For Mark 14 series of pressure gauges, Murray Scientific Instruments Ltd.				
4284	Bezel		Naval aviation only	M.18	—	C	..
2923	Glass	GA. Item 10	1	C	..
4282	Glass		Naval aviation only	M.16	—	C	..
4283	Ring, rubber		Naval aviation only	M.17	—	C	..
	Spares:—		For Mark 14 series of pressure gauges, Smith's Aircraft Instruments Ltd.				
4249	Cover, terminal		Naval aviation only	PG.1065	—	C	..
4248	Glass	MV.830	—	C	..
4744	Mark 15A		0-4000 lb./p.s.i.	S.63-4-721	—	A	..
	Accessories:—						
—	Bracket, mounting		Ref. No. 4295 ¹		—	—	—
4659	Transmitter		0-4000 lb./p.s.i.	P.122-4-55	—	A	each
	Spares:—						
—	Cover, end		Ref. No. 9177		1	—	—
4661	Lead, 20 ft.	FD.766	—	C	each
4824	Lead, electrical, 6 ft.	FD.766	—	B	..
7153	Relay	TP.2340/5	—	B	..
7154	Relay	TP.2340/9	—	B	..
8720	Ring 'O'	R.3202	1	C	..
—	Screw, 6 BA, hex. hd., special		Ref. No. 9180		3	—	—

RESTRICTED

RESTRICTED

AIRCRAFT ENGINE AND FLYING INSTRUMENTS, ACCESSORIES AND UNIT SERVICING SPARES

SECTION 6A—cont.

1	2	3	4	5	6	7	8
4816	GAUGE, pressure—cont. Miniature, c/w bezel, luminous	KB.544/03 or KPD.0103	—	A	each
6098	Sangamo Weston type ..		0-4000 lb./p.s.i. (in 2-in. flangeless case).	S.149.1.126	—	A	..
	Spares:—						
9170	Case	168332	1	C	..
9173	Insulator	173362	1	C	..
9174	Plate, end	170867	1	C	..
9171	Ring, sealing case	169908	1	C	..
9172	Wire, sealing case	168416	1	C	..
6311	Smith type	126 BG	—	A	..
7137	Smith type, cabin differential ..	Comet 4C	KPA.0201W	—	A	..
3924	Smith type, fluorescent, single Desynn		0-2000 lb./p.s.i.	PG.379	—	A	..
	Accessories:—						
3925	Transmitter		0-2000 lb./p.s.i.	PG.365SB	2	A	..
8157	GAUGE, pure air, pressure ..	Lightning 3-5	1,000 to 6,000 lbs. p.s.i. ..	S63.4.1248	1	A	..
4692	GAUGE, re-fuelling	Vulcan	S-32-1-221	—	B	..
4347	GAUGE, sensitive pressure, fluorescent		K.D.G. Ltd. Naval aviation only ..	KB.316/01 or KPA-0701	—	A	..
6578	GAUGE, steam pressure	S.216-1-23	1	A	..
9603	GAUGE, strain		M.1897/P	1	A	..
	Accessories:—						
9604	Transmitter	M.1758/K/SC	1	A	..
	GAUGE, suction:—						
1590	Mark 1, fluorescent		0-10 in. mercury		—	A	..
	Accessories:—						
759	Tee-piece		Naval aviation only		—	B	..
	Spares:—						
—	Clamp, brass, window retaining ..		K.D.G. Ltd. Ref. No. 2622		1	—	—

RESTRICTED

RESTRICTED

AIRCRAFT ENGINE AND FLYING INSTRUMENTS, ACCESSORIES AND UNIT SERVICING SPARES

SECTION 6A—cont.

1	2	3	4	5	6	7	8
	GAUGE, suction—cont.						
	Mark 1, fluorescent—cont.	n					
	Spares:—cont.						
—	Washer, paper, window retaining ..		Ref. No. 2623		1	—	—
—	Window, perspex or glass		Ref. No. 2621		1	—	—
	Mark 2:—		In small S.A.E. case				
2696	Fluorescent		—	A	each
2695	Luminous		—	A	..
2092	Smith type		0–10 in. mercury	257PG	—	A	..
6865	U.S. Gage Co. type	Beaver	AW1-7/8-21AK2	—	A	..
7919	GAUGE, temperature, Negretti and Zambra		R3/5836/2	1	A	..
7778	GAUGE, temperature	Victor B.2	Mod: 2827	S.149-1-266	1	A	..
	GAUGE, temperature:—						
	Dual:—						
6621	Sangamo Weston type		–20° +80°C. and –20° +80°C. ..	S.216/1/24	2	A	..
	H.T.P.:—						
	Sangamo Weston type:—						
6574	Aft, bottom/forward, bottom	S.216/1/21	1	A	..
6573	Aft, top	S.149/1/134	1	A	..
6572	Forward, top	S.149/1/133	1	A	..
6619	Sangamo Weston type		–20° +80°C.	S.149/1/151	2	A	..
7430	GAUGE, temperature	Vulcan 2	S63-4-1146	1	A	..
7431	GAUGE, temperature	Vulcan 2	S63-4-1147	1	A	..
6848	GAUGE, torquemeter		0–70 lb./sq. in.	S63-5-1118	—	A	..
	GAUGE, torquemeter, pressure:—						
5209	Capillary type		0–900 lb./p.s.i.	2.34831	—	A	..
5210	Capillary type		0–900 lb./p.s.i.	2.34832	—	A	..

RESTRICTED

RESTRICTED

AIRCRAFT ENGINE AND FLYING INSTRUMENTS, ACCESSORIES AND UNIT SERVICING SPARES

SECTION 6A—cont.

1	2	3	4	5	6	7	8
	GAUGE, torquemeter, pressure—cont.						
	Capillary type—cont.						
	Accessories:—						
5312	Transmitter	KPE.0202	—	A	each
6584	Transmitter, pressure		Supersedes Ref. No. 5312	KPE.0205	4	A	..
	Spares:—						
8032	Diaphragm	P.742	1	C	..
8033	Gasket, diaphragm	P.15258	1	C	..
8035	Gasket, valve assy.	P.7223	1	C	..
8037	Knob, centralizing	P.2304	1	C	..
8038	Locknut, valve assy.	P.3625	1	C	..
8039	Pin, locating, valve assy.	P.4025	1	C	..
—	Pin, split, $\frac{1}{8}$ in. dia.		Reference 28P/1201		—	—	—
—	Plug, nipple, $\frac{1}{8}$ in. B.S.P.		Reference 28F/10482		—	—	—
—	Sleeve, outer, $\frac{1}{8}$ in. B.S.P.		Reference 28F/572		—	—	—
8031	Union, pressure, inlet	P.15262	1	C	each
8029	Union, pressure, outlet	P.15253	1	C	..
8030	Union, priming valve	PE.A.104	1	C	..
8034	Valve and disc assembly	SA.3886	1	C	..
—	Washer, jointing, pressure inlet		Reference 28F/7225		—	—	—
8040	Washer, jointing, priming and outlet union.	SPW.249	2	C	each
8036	Washer, valve assy.	P.5819	1	C	..
9009	GAUGE, vacuum	V6.1303/03	1	A	..
8931	GAUGE, vacuum pressure		Budenberg	Q.7552	1	A	..
7719	GAUGE, water contents	Britannia 2	2139FG	1	A	..
	Accessories:—						
7718	Tank unit	2138FG	1	A	..
8806	GAUGE, water/methanol contents	Avro 748	PW.2214FG/MB	1	A	..
	Accessories:—						
8807	Transmitter		For V.I.P. aircraft only	2220.F.G.	2	A	..

RESTRICTED

RESTRICTED

AIRCRAFT ENGINE AND FLYING INSTRUMENTS, ACCESSORIES AND UNIT SERVICING SPARES

SECTION 6A—cont.

1	2	3	4	5	6	7	8
	GAUGE, water/methanol contents—cont. <i>Accessories—cont.</i>						
9125	Transmitter, port		For M.F. version only	2232F.G.	1	A	each
9126	Transmitter, starboard		For M.F. version only	2233F.G.	1	A	..
6131	GEARBOX, triple		For Thermometers, oil temperature	S.214.1.12A	—	A	..
	GENERATOR:—						
6597	Audio frequency, Mark 2B		Naval aviation only... .. .		1	A	..
9466	Tone	W.8016	1	A	..
10289	GENERATOR-TACHOMETER ..	Sioux AH. Mk. 1	985G02	2	A	..
11282	GENERATOR-TACHOMETER ..	Sioux AH. Mk. 1	11138-0120304-0	2	A	..
2665	GENERATOR-TACHOMETER, engine speed, electrical	KB/151/05 <i>or</i> KGA 0202	1	A	..
	<i>Spares:—</i>		Naval aviation only.				
4361	Gasket, glass sealing	P.5827	—	C	..
4363	Gasket, Klingerite	P.5826	—	C	..
8765	GYRO, vertical, Type D	F.S.16C	1	A	..
8823	HEAD, pressure	G11-150-27	1	A	..
8824	HEAD, pressure	G10-150-27	1	A	..
10325	HEAD, pressure	401 PHA/1	1	A	..
	HEAD, pressure:—						
9010	Avimo, pilot	DU/130/24	1	A	..
8879	Avimo, port	G19-150-27	1	A	..
8880	Avimo, starboard	G20-15-27	1	A	..
8376	Left	PH.1157	1	B	..
7237	Mark 9L		—	A	..
8377	Right	PH.1153	1	B	..

RESTRICTED

RESTRICTED

AIRCRAFT ENGINE AND FLYING INSTRUMENTS, ACCESSORIES AND UNIT SERVICING SPARES

SECTION 6A—cont.

1	2	3	4	5	6	7	8
	HOLDER, correction card:—						
409	Form 1167		—	C	each
387	Form 1167A		—	C	"
8956	HORIZON, artificial	FH7(M)	1	A	"
5975	HORIZON, artificial	Skeeter 12	19123/0	1	A	"
	Spares:—						
6455	Circlip, thinner, Seeger	SK.6616/212	—	C	"
6454	Gasket, neoprene, filter	SK.7408/3	—	C	"
	HORIZON, artificial:—						
	Mark 1B:—						
1519	Fluorescent		With tilted axis		—	A	"
	Spares:—		Naval aviation only				
2561	Case, filter, Type A			13643-0	—	C	"
—	Circlip, thinner, Seeger		Ref. No. 6455		—	—	—
2337	Fabric, cotton	830	—	C	each
—	Filter air, outer, V.P.I., impregnated		Ref. No. 5237		1	—	—
—	Gasket, neoprene, filter		Ref. No. 6454		—	—	—
2667	Gauze, wire	12395-5	—	C	each
2790	Housing, filter metal	IN.11834-1	—	C	"
2338	Plate, retaining	12395-6	—	C	"
2340	Screw, balance weight	SK.7667-1416	—	C	"
3200	Washer	7500-7	5	C	"
1498	Luminous		—	A	"
	Accessories:—						
	Case, transit:—						
—	Carton, inner		Ref. No. 2794		1	—	—
—	Case, outer		Ref. No. 2793		1	—	—
600	Head, venturi	Auster, Balliol and Provost.		1	B	each
	Spares:—						
2328	Body, union	6514-8	1	C	"

RESTRICTED

RESTRICTED
129

AIRCRAFT ENGINE AND FLYING INSTRUMENTS, ACCESSORIES AND UNIT SERVICING SPARES

SECTION 6A—cont.

1	2	3	4	5	6	7	8
	HORIZON, artificial—cont.						
	Mark 1B—cont.						
	Luminous—cont.						
	Spares—cont.						
—	Circlip, thinner, Seeger		Ref. No. 6455		—	—	—
2331	Collar, rubber	5898-2	1	C	each
—	Filter, air, outer, V.P.I., impregnated		Ref. No. 5237		1	—	—
—	Gasket, neoprene, filter		Ref. No. 6454		—	—	—
2332	Gauze, filter	7066-3	1	C	each
2324	Nut, union	6514-9	1	C	..
—	Olive, union		Ref. No. 2325		1	—	—
2334	Plug, case cover	12394-40	2	C	each
2335	Ring, snap	12395-24	1	C	..
2326	Screw, shipping lock	12801-799	1	C	..
2327	Screw, shipping lock, replacement	12801-798	1	C	..
2329	Washer, shipping lock	7500-7	5	C	..
	Mark 1E:—						
3827	Fluorescent		—	A	..
	Accessories:—						
	Case, transit:—						
—	Carton, inner		Ref. No. 2794		1	—	—
—	Case, outer		Ref. No. 2793		1	—	—
	Spares:—		Smith's Aircraft Instruments Ltd.				
—	Circlip		Ref. No. 3608		1	—	—
—	Filter, air, inner		Ref. No. 4124		1	—	—
—	Filter, air, outer, V.P.I., impregnated		Ref. No. 5237		1	—	—
—	Nut, union		Ref. No. 3610		1	—	—
4130	Screw, toppling		For Test purposes only		A/R	C	each
—	Sleeve, union		Ref. No. 3612		1	—	—
—	Union, body, special		Ref. No. 4132		1	—	—
	Spares:—		Sperry Gyroscope Co. Ltd.				
—	Circlip, thinner, Seeger		Ref. No. 6455		—	—	—
4763	Cover	Q16572-39	1	C	each
4764	Gasket, for cover	E16572-38	1	C	..
4765	Gasket, for housing filter	SK16572-43	1	C	..
—	Gasket, neoprene filter		Ref. No. 6454		—	—	—

RESTRICTED

RESTRICTED

AIRCRAFT ENGINE AND FLYING INSTRUMENTS, ACCESSORIES AND UNIT SERVICING SPARES

SECTION 6A—cont.

1	2	3	4	5	6	7	8
	HORIZON. artificial—cont.						
	Mark 1E—cont.						
	Flourescent—cont.						
	Spares—cont.		Sperry Gyroscope Co. Ltd.—cont.				
4766	Screw, for cover, special	12801-2164	8	C	each
4767	Screw, seal special	SK7635-1211	1	C	"
4558	Screw, topping		For test purposes only	5229-223	1	C	"
4768	Washer, sealing, special	E16572-23	1	C	"
	Mark 3C, electrical—						
3849	Fluorescent		—	A	"
	Accessories:—						
	Case, transit—						
—	Carton, inner		Ref. No. 2794		1	—	—
—	Case, outer		Ref. No. 2793		1	—	—
	Mark 4, electrical—						
3063	Fluorescent		—	A	each
	Accessories:—						
3945	Container		Complete with furniture		1	A	"
	Mark 4B, electrical—						
5343	Fluorescent		—	A	"
	Accessories:—						
5084	Controller, levelling		1	A	"
	Mark 4C, electrical—						
5447	Fluorescent		1	A	"
	Mark 4D—						
6026	Fluorescent		1	A	"
6216	Mark 4E		—	A	"
6003	Mark 6A		—	A	"
	Mark 6B—						
6004	Fluorescent		1	A	"
6005	Mark 6C		1	A	"
	Mark 6D—						
6006	Fluorescent		—	A	"

(94755)

RESTRICTED

12

RESTRICTED

131

AIRCRAFT ENGINE AND FLYING INSTRUMENTS, ACCESSORIES AND UNIT SERVICING SPARES

SECTION 6A—cont.

1	2	3	4	5	6	7	8
	HORIZON. artificial—cont.						
6407	Mark 6F— Fluorescent			A	each
	Accessories—						
5526	Box, control, Type A		1	A	..
8767	Mark 6S		1	A	..
3055	Sperry type	Sycamore HC.11 and HR.12		—	A	..
	Accessories—						
—	Case, transit—						
—	Carton, inner		Ref. No. 2793		1	—	—
—	Case, outer		Ref. No. 2394		1	—	—
	Spares—		Sperry Gyroscope Ltd.				
—	Circlip, thinner, Seeger		Ref. No. 6455		—	—	—
—	Gasket, neoprene, filter		Ref. No. 6454		—	—	—
2876	Sperry type, fluorescent	Heron	Naval aviation only		—	A	each
8973	Stand-by	19642-0	1	A	..
8836	HORIZON, gyro, Type B		1	A	..
8950	HORIZON, gyro unit	19643-0	1	A	..
9011	HORIZON, gyro unit, B.17	19711/0	1	A	..
	ICE DETECTOR SYSTEM:—						
	Napier type:—						
8398	Detector, ice, Mark 2		1	A	..
—	Detector, ice		Ref. No. 8974		1	—	—
	Spares:—						
9071	Bearing	SR4FF.3G.13	1	C	each
9074	Capacitor, 0.75 mfd.	WE.90	1	C	..
9072	Circlip	NB.0075/934	1	C	..
9078	Cover, end	NB.0075/314	1	C	..
9073	Disc	R4 (EL5)	1	C	..
9075	Gearhead assy. motor	NB.0075/678	1	C	..
9069	Rod, tie	NB.0075/303	1	C	..

RESTRICTED

RESTRICTED

AIRCRAFT ENGINE AND FLYING INSTRUMENTS, ACCESSORIES AND UNIT SERVICING SPARES

SECTION 6A—cont.

1	2	3	4	5	6	7	8
	ICE DETECTOR SYSTEM—cont.						
	Napier type:—cont.						
	Detector, ice—cont.						
	Spares—cont.						
9070	Rod, tie	NB.0075/339	1	C	each
9068	Seal 'O' ring	NB.0075/966	1	C	"
9076	Seal 'O' ring	NB.0075/965	1	C	"
9079	Shaft assy., c/w knife edge	NC.0075/291	1	C	"
9077	Spring, adjuster assy.	NC.0775/320	1	C	"
9261	Switch, micro	1SE/1	1	C	"
	Sangamo Weston type:—						
5582	Box, control	S172.2.11	1	A	"
6911	Box, control, manual resetting	S172.3.12	1	A	"
5588	Bulb	S1109.3.637	1	B	"
8170	Bulb, thermometer	S1106.4.207	1	A	"
6379	Connector, 11 ft.	FD.982	1	C	"
6489	Detector, head, ice	S171.1.12	1	A	"
8297	Detector, head	S171.1.14	1	A	"
5583	Mounting, bracket, for control box	FD.1030	1	C	"
	Smith type:—						
		Britannia, Sea Vixen					
5577	Detector, head	16D1	2	A	"
8280	Detector, head	18D1	2	A	"
5580	Relay unit	15D1	2	A	"
7288	Relay unit	17/1D1	1	A	"
8281	Relay unit	Belfast	27/D1/CP	2	A	"
	Teddington type:—						
6180	Detector, moisture control	PAG/A/2	1	A	"
6609	Detector, moisture control	Lightning	PAG/A/5	1	A	"
9113	Head, moisture sensing	PBA/A/8	1	A	"
8294	Head, sensing	Lightning	PBA/A/7	1	B	"
6182	Resistor, element	FKX/A/4	1	A	"
8293	Switch, thermal	Lightning	PBB/A/9	1	B	"
6181	Switch, thermo controlled	PBB/A/3	1	A	"

RESTRICTED

133

RESTRICTED

AIRCRAFT ENGINE AND FLYING INSTRUMENTS, ACCESSORIES AND UNIT SERVICING SPARES

SECTION 6A—cont.

1	2	3	4	5	6	7	8
7861	INDICATOR and AMPLIFIER, combined, fuel flow		7802-32000	1	A	each
	Spares:—						
9144	Board assy., L.H. circuit, complete	7802-32340	1	C	..
9143	Board assy., R.H. circuit, complete	7802-32350	1	C	..
9145	Block assy., terminal	3B.2668	1	C	..
9142	Counter assy.	7802-32120	1	C	..
9146	Cover, terminal block	3B.2669	1	C	..
9140	Gasket, glass	7802-32006	1	C	..
9141	Gasket, rubber, rear case	7802-32007	1	C	..
9139	Glass	7802-32004	1	C	..
9147	Ring 'O'	3A-10575	1	C	..
9322	Screw, hex. hd., 4.40 unc. × ¼ in.	3A-11665	1	C	..
9148	Washer, special	3A-11655	1	C	..
10561	INDICATOR	Belvedere	MAS/4930	1	A	..
8538	INDICATOR	Gnat	S63.4.1287	2	A	..
8842	INDICATOR	PW/202/HSD/ BU/12	2	A	..
8435	INDICATOR	S149-1-200	1	A	..
8436	INDICATOR	S.453-5-31	1	A	..
	INDICATOR:—						
5063	Air brake		Naval aviation only	3HSD	1	A	..
6550	Air speed	KAB.0804W	1	A	..
6542	Air speed	KAB.2301W	2	A	..
7103	Air speed	PW.197/AS.Pt.	3	A	..
8876	Air speed		50-500 knots	PW.209/AS.PC	1	A	..
8822	Air speed	KAB/0809/W/1	1	A	..
9012	Air speed	PW.208.A.S	1	A	..
10326	Air speed	SF.194/AS	1	A	..
8378	Air speed	KAB.2601W	1	B	..
8379	Air speed	KAB.2701W	1	B	..

RESTRICTED

RESTRICTED
134

AIRCRAFT ENGINE AND FLYING INSTRUMENTS, ACCESSORIES AND UNIT SERVICING SPARES

SECTION 6A—cont.

1	2	3	4	5	6	7	8
8921	INDICATOR, air speed	199/AS/PC	1	A	each
	Accessories:—						
8924	Plate, stiffening	IS.2622	1	B	..
8925	Plate, stiffening	IS.2624	1	B	..
8922	Vent, static	IS.2623	1	B	..
8923	Vent, static	IS.2614	1	B	..
	INDICATOR, air speed—						
6128	Contacting	KAB.2006	1	A	..
5101	Contacting, low speed warning	KAB.2001	1	A	..
3005	K.B.B. type	Kirby Cadet T.3	KAB.0602W or KAB.0602	—	A	..
2232	K.D.G. type	Kirby Cadet, Sedbergh, T.10 and Prefect gliders	KDG/ALA/6A	—	A	..
	Accessories—						
3254	Case, inner		1	B	..
3253	Case, outer		1	B	..
3006	Head, pressure	Kirby Cadet 1 & 3	8-1-2C	1	B	..
2747	Head, pressure	Sedbergh T.10 Mark 1	21B-1-144	1	C	..
2855	Head, pressure	Prefect T.10 Mk. 1	D/134/AS	1	B	..
7043	Kelvin and Hughes type	KAB.1404K	1	A	..
5524	Kelvin and Hughes type	Valiant	KAB.1402K	2	A	..
	Spares—						
—	Gasket		Ref. No. 4714		2	—	—
3038	Gasket, sealing, glass	P.13530	1	C	each
3039	Glass	P.13534	1	C	..
—	Locknut, mechanism securing		Ref. No. 4713		2	—	—
—	Screw, special, bezel sealing		Ref. No. 4715		1	—	—
3048	Washer, bezel, Klingerite, 0.010 in. thick		P.13535	1	C	each

RESTRICTED

RESTRICTED

AIRCRAFT ENGINE AND FLYING INSTRUMENTS, ACCESSORIES AND UNIT SERVICING SPARES

SECTION 6A—cont.

1	2	3	4	5	6	7	8
4378	INDICATOR, air speed—cont. Kelvin and Hughes type	Victor	KAB.0506K	2	A	each
	Spares—						
4714	Gasket.	P.21733	2	C	..
4716	Gasket, bezel to glass	P.14914	1	C	..
4717	Glass, toughened	P.14915	1	C	..
4718	Hand assembly, fluorised	SA.2990	1	C	..
4719	Hand assembly, fluorised	SA.18171	—	C	..
4713	Locknut, mechanism securing	SPN.059	2	C	..
4715	Screw, special, bezel sealing	SPS266	1	C	..
6919	Kelvin and Hughes type	Victor	KAB.0506W	1	A	..
6920	Kelvin and Hughes type	Victor	KAB.0505W	1	A	..
5159	Kelvin and Hughes type, sensitive	Britannia	65–300 knots	KAB.0804K or KAB.0804	3	A	..
	Spares—						
6510	Connector, pressure	AS.436	1	C	..
6511	Connector, pressure	AS.437	1	C	..
6512	Connector, pressure	AS.438	1	C	..
8551	Kelvin and Hughes type	Gnat	PW/2202/KAB/ MB1–2	—	A	..
7161	Kelvin and Hughes type	KAB.2301 K	2	A	..
8591	Kelvin and Hughes type	KAB.2501W	1	A	..
	Mark 9A*—		20 to 210 knots		—	A	..
1616	Fluorescent		—	A	..
1543	Luminous		—	A	..
	Mark 9D*—		50 to 280 knots		—	A	..
1292	Fluorescent		—	A	..
	Mark 9E*—		50 to 350 knots		—	A	..
1294	Fluorescent		Superseded by Ref. No. 4720		—	A	..
	Mark 9F*—		50 to 420 knots		—	A	..
1296	Fluorescent		—	A	..
	Mark 9J*P—		60 to 600 knots.		—	A	..
4399	Fluorescent	Vampire T.11	Supersedes Ref. No. 3147 on Vampire T.11 only.		—	A	..

(Note: The above stars are part of the Maker's identification and have no other significance.)

RESTRICTED

RESTRICTED

AIRCRAFT ENGINE AND FLYING INSTRUMENTS, ACCESSORIES AND UNIT SERVICING SPARES

SECTION 6A—cont.

1	2	3	4	5	6	7	8
	INDICATOR, air speed—cont.						
4720	Mark 9K— Fluorescent		50 to 350 knots. Supersedes Ref. No. 1294		—	A	each
4721	Mark 9L— Fluorescent		50 to 490 knots. Supersedes Ref. No. 3146		—	A	„
4722	Mark 9M— Fluorescent		60 to 600 knots. Supersedes Ref. No. 3147		—	A	„
	Accessories:—		General accessories for Mark 9 range of air-speed indicators: specific to type annotated accordingly.				
1004	Adaptor, nipple, $\frac{5}{16}$ in.		Required for use with all Mark 8 electrically-heated pressure heads.		—	C	„
—	Case, inner		Ref. No. 3254		1	—	—
—	Case, outer		Ref. No. 3253		1	—	—
46	Clip, tubing		—	C	each
5810	Connection, flexible	Q/525/0307	2	C	„
—	Connection, light alloy, elbow		Reference 28F/5107		1	—	—
432	Head, pressure, Mark 7A		—	C	each
	Accessories:—						
1497	Elbow, low pressure union		1 long limb		—	C	„
	Head, pressure, electrically heated:—						
8458	Avimo type	Belfast	G9A/150/27	5	C	„
5976	Avimo type	Beverley	F3A/150/27	1	B	„
5160	Avimo type	Britannia	F5/150/27	4	B	„
6300	Avimo type	Comet	BF/130/24	1	C	„
5448	Avimo type	PH.868B	2	A	„
6046	Avimo type	Twin Pioneer	FO/130/24	2	C	„
7489	Avimo type		Standby	PH.1223/B	1	A	„
5999	Kelvin and Hughes type	KPF.0301	1	A	„
6872	Kollsman type	Beaver		1	A	„
7028	Mark 8, modified		Standby	PH.1119/C	1	A	„
731	Mark 8D		Under wing fixing, 24 volt		1	C	„
1684	Mark 8K		Under wing fixing, 24 volt		1	B	„

RESTRICTED

RESTRICTED

AIRCRAFT ENGINE AND FLYING INSTRUMENTS, ACCESSORIES AND UNIT SERVICING SPARES

SECTION 6A—cont.

1	2	3	4	5	6	7	8
	INDICATOR, air speed—cont.						
	Mark 9 Range—cont.						
	Accessories—cont.						
	Head, pressure, electrically heated— <i>cont.</i>						
2176	Mark 8M* n	Canberra		1	B	each
3818	Mark 8S		24 volt		1	B	"
3819	Mark 8T		Front of wing fixing, 24 volt		1	C	"
3820	Mark 8W		Front of wing fixing, 24 volt		1	C	"
4835	Mark 9C		Superseded by Ref. No. 7034		—	A	"
4836	Mark 9D		Superseded by Ref. No. 7037		—	A	"
5411	Mark 9E		Superseded by Ref. No. 7035		—	A	"
5412	Mark 9F		Superseded by Ref. No. 7036		—	A	"
7034	Mark 9G		Supersedes Ref. No. 4835		1	A	"
7035	Mark 9H		Supersedes Ref. No. 5411		1	A	"
7036	Mark 9J		Supersedes Ref. No. 5412		1	A	"
7037	Mark 9K		Supersedes Ref. No. 4836		1	A	"
9001	Mark 10A		1	A	"
2875	Type V.220		Naval aviation only		—	A	"
1686	Vent, static, Type F		For use with instruments that need a source of true static pressure.		—	C	"
	Accessories:—						
1820	Plate, stiffening		For Vent, static, Type F		1	C	"
2679	Plug, protective, Mark 2		For all static vents		—	C	"
	Spares:—		General spares for Mark 9 range of airspeed indicators; specific to type annotated accordingly.				
2343	Bezel		Kelvin and Hughes	SA.2609	1	C	"
2478	Bezel		Korect Depth Gauge Co.	B.126	1	C	"
2344	Bezel		Munro Ltd.	10A/171/102	1	C	"
—	Cap, dust		Ref. No. 2262. Kelvin and Hughes		2	—	"
4321	Cover, glass toughened		Naval aviation only	10A/171/103	—	C	each
3708	Dial		Naval aviation only	IN.1332	—	C	"
2347	Glass No. 2		Kelvin and Hughes	P.5970	1	C	"
3243	Glass, toughened		Munro Ltd. For pressurised air-speed indicators only.	10A/171/103	1	C	"
—	Glass, 3.385 in. dia. × 0.125 in. thick		Ref. No. 2479		1	—	—

RESTRICTED

RESTRICTED

AIRCRAFT ENGINE AND FLYING INSTRUMENTS, ACCESSORIES AND UNIT SERVICING SPARES

SECTION 6A—cont.

1	2	3	4	5	6	7	8
	INDICATOR, air speed—cont. Mark 9 range—cont. Spares—cont.		General spares for Mark 9 range of airspeed indicators; specific to type annotated accordingly.				
3701	Pointer assembly			10A/171/116/SA	1	C	each
2480	Ring, parabestos, sealing		Korect Depth Gauge Co.		1	C	"
2481	Washer, paper, sealing		Korect Depth Gauge Co.		1	C	"
2350	Washer, sealing, graphite, asbestos		Bezel to glass. Munro Ltd.	10A/171/105	1	C	"
2349	Washer, sealing, Klingerite		3-38 in. ext. dia. × 0-001 in. thick (Bezel to glass)	P/6042	1	C	"
3244	Washer, sealing, Neoprene		Munro Ltd. (Case to glass). For pres- surised air-speed indicators only.	10A/171/104	1	C	"
2354	Washer, sealing, paroid		3-427 in. ext. dia. × 0-059 in. thick. (Case to glass).	15394	1	C	"
3158	Mark 12A— Fluorescent		1	A	"
	Spares—		Munro Ltd.				
3268	Dial	IN.21475	1	C	"
3265	Glass	IN.21466	1	C	"
3264	Ring, sealing, glass to bezel		$\frac{1}{4}$ in. thick	IN.21464	1	C	"
3266	Ring, sealing, glass to case	IN.21463	1	C	"
3269	Screw, bezel		8 B.A. × $\frac{1}{8}$ in. csk. hd., Phos. Bronze electro-tinned.		8	C	"
2943	Mark 13A*		Naval aviation only (deck landing)		—	A	"
3347	Mark 13B		60-110 knots. Naval aviation only (deck landing)		—	A	"
3439	Mark 13C*		Naval aviation only (deck landing)		—	A	"
5572	Mark 15		80-750 knots	1	A	"
3360	Mark 15A		50-600 knots	1	A	"
5967	Mark 15B	80-750K	1	A	"
10477	Mark 15C	AL/232AS/PC	1	A	"
8976	Mark 20		1	A	"

RESTRICTED

RESTRICTED

AIRCRAFT ENGINE AND FLYING INSTRUMENTS, ACCESSORIES AND UNIT SERVICING SPARES

SECTION 6A—cont.

1	2	3	4	5	6	7	8
	INDICATOR, air speed—cont.						
	Smith type—						
3348	Fluorescent	Chipmunk	167AS	—	A	each
4753	Fluorescent	Comet C.2 Transport, C.2 Trainer Devon	50–500 knots	D/129/AS/PC/03	2	A	„
2602	Fluorescent	D/134/AS	—	A	„
	Accessories—						
—	Case, inner		Ref. No. 3254		1	—	—
—	Case, outer		Ref. No. 3253		1	—	—
4395	Fluorescent	Heron	Calibrated in Knots, B.J.S.M. ..	AN/H134/AS	—	A	each
	Accessories—						
4396	Head, pressure		Modified to De Hav. Drg. No. 4N1787/8.	KP.130	1	B	„
—	Head, pressure	Heron B.K.S.M.	De Hav. Drg. No. 4N/1787/8. Reference 26FW/154.		—	—	—
4279	Fluorescent	Heron	Queen's flight	H134/AS	—	A	each
5859	Fluorescent	Heron C.4	H.179/AS	1	A	„
3007	Fluorescent	Sycamore	15 to 140 Knots	138AS	—	A	„
4133	Fluorescent		Naval aviation only	175/AS/PC	—	A	„
3782	Fluorescent	129/AS/PC	—	A	„
4379	Fluorescent	Victor, Vulcan	KAB.0505K	1	A	„
	Accessories—						
—	Case, inner		Ref. No. 3254		1	—	—
—	Case, outer		Ref. No. 3253		1	—	—
—	Head, pressure, electrically heated, Mark 8M*		Ref. No. 2176		1	—	—
	Spares—						
5489	Bezel	SA.2701	1	C	each
—	Transducing		Reference 6TM/10		—	—	—
7836	INDICATOR, air temperature, outside		–60°C to +60°C	S63–4–431	1	A	each
	INDICATOR:—						
5164	Cabin height	Britannia	0–30,000 ft. Red segment, 6,000 to 30,000 ft.	73AM	—	A	„

RESTRICTED

RESTRICTED

AIRCRAFT ENGINE AND FLYING INSTRUMENTS, ACCESSORIES AND UNIT SERVICING SPARES

SECTION 6A—cont.

1	2	3	4	5	6	7	8
	INDICATOR—cont.						
9030	Cabin height	PW.73AM	1	A	each
9112	Cabin temperature	S.149.1.417	1	A	"
10471	Climb and dive	200050-0100	1	A	"
7998	Combined oil pressure and temperature	Beverley	11/8 ADR	4	A	"
	Spares:—						
8905	Washer, sealing and grommet	CPE.213	1	C	"
5961	Combined speed, Mark 1C		—	A	"
5998	Compressor	Bristol H. 150	67-RV	2	A	"
5178	Compressor revs. twin scale	Britannia	S.175/8/5	—	A	"
	Accessories:—						
5179	Box, computer, double channel	S.169/1/28	1	A	"
	Spares:—						
4679	Breather assembly	169294	1	C	"
4678	Clip, spring	169299	1	C	"
6210	Gasket, rubber		For breather assembly	169232	2	C	"
4682	Relay, magnetic	171407	2	C	"
—	Valve		Reference 10CV/0001988		3	—	"
9003	Cylinder head, temperature	S.62-3-233	1	A	each
8700	Deviation	S.114-6-26	1	A	"
7858	Dual engine oil inlet temp. and pressure		PW.102ADR/ CP2	1	A	"
7894	Dual landing flap position	S.455-5-13	1	A	"
10287	Dual Tachometer	8DJ67FABI	1	A	"
7555	Dual temperature	S.127-5-175	1	A	"
8444	Ducting	S.149-1-251	1	A	"
	Edgewise elevator trim tab:—		Naval aviation only				
4804	Evershed and Vignoles	MI/RF/23/1	—	A	"
4805	Evershed and Vignoles	MI/RF/24/1	—	A	"
	Accessories:—		Evershed and Vignoles				
4803	Transmitter, elevator trim tab control		PV.10B/1	—	A	"
4806	Transmitter, rudder control	PV.10D/1	—	A	"

RESTRICTED

RESTRICTED

AIRCRAFT ENGINE AND FLYING INSTRUMENTS, ACCESSORIES AND UNIT SERVICING SPARES

SECTION 6A—cont.

1	2	3	4	5	6	7	8
	INDICATOR—cont.						
	Edgewise elevator trim tab—cont.						
	Evershed and Vignoles—cont.						
	Spares:—					
4843	Brush	RZ.10607	5	C	each
4839	Brush holder assembly	RZ.25443	1	C	..
4837	Clamp, cable	RZ.26144	1	C	..
4844	Clip, cable	RZ.26117	1	C	..
4840	Clip, cable	RZ.25493	1	C	..
4847	Clip, window	RZ.555	4	C	..
4855	Cover, terminal	RY.2715	1	C	..
4845	Gasket	RZ.18543	1	C	..
4849	Gasket	RZ.12736	1	C	..
4854	General arrangement of Radio-meter movement	RX.2714	1	A	..
4841	Plate, terminal	RZ.10611	5	C	..
4842	Spring, bush	RZ.25495	5	C	..
4848	Tag, connection	RZ.12708	5	C	..
4838	Terminal screw and washer	RZ.7692	5	C	..
4846	Window	RZ.12633	1	C	..
9005	Engine speed	PW.171.RV	1	A	..
8877	Flap	PW.202HSD/ BU/8	1	A	..
9014	Flap position	PW.891FL	1	A	..
8709	Flight deck cabin	S.454-1-12	1	A	..
8710	Bulb	S.110G-56-949	1	B	..
8839	Flight path deviation	ID.48	2	A	..
6575	Fore plane position	S.149-2-138	1	A	..
9428	Fuel	S.453-4-30	1	A	..
9006	Fuel pressure	PW.1187.PG	1	A	..
7862	Fuel temperature		60°C to 90°C	S.149-1-237	1	A	..
8812	Fuel trim	PW.597FL/BR	2	A	..
8769	Jet pipe temperature	S.218-5-27	1	A	..
9263	Jet pipe temperature		0-1000°C	S.149-3-310	1	A	..

RESTRICTED

RESTRICTED
142

AIRCRAFT ENGINE AND FLYING INSTRUMENTS, ACCESSORIES AND UNIT SERVICING SPARES

SECTION 6A—cont.

1	2	3	4	5	6	7	8
	INDICATOR—cont.						
7887	Leading edge temperature	S.149-1-246	1	B	each
	Main hyd. pump:—						
6184	Inlet pressure	Britannia	0-40 lb./p.s.i.	PW.1/ACR/MB	—	A	..
5342	Inlet pressure	Britannia	0-4 lb./p.s.i.	14ACR/MB	1	A	..
	Accessories:—		For Ref. Nos. 5342 and 6184				
5170	Transmitter	483/PG/SB	—	A	..
9007	Manifold pressure	PW.140-BG	1	A	..
6214	Oil pressure	PW. 7ACR	2	A	..
9656	Oil pressure	S.149-1-440	1	A	..
9008	Oil pressure/temperature	Constant speed drive differential ..	1	A	..
9310	Oil scavenge, temperature	GD.1500/81	1	B	..
5032	Oil tank contents	Vulcan	S.149-1-483	1	A	..
5965	Oil tank contents	Vulcan	2119/2FG	4	A	..
11353	Outside air temperature	2119/3FG	4	A	..
9355	Pilots'	S.62-3-222	1	C	..
8728	Position	S.231-5-114	1	A	..
8729	Position	RV.100	1	A	..
8827	Position	RV.102	1	A	..
8730	Position	PW.302/FL/BR	1	A	..
8731	Bulb, Type S	B.3300-0028	1	A	..
9104	Position, cabin temperature	S.110G-3-205	1	B	..
				PW.23HS.D/BU	1	A	..
	INDICATOR, position, Desynn type—						
6568	Aileron	Victor 2	Smith's	SF/31HSD/BR	1	A	..
8461	Aileron	PW52/HSD/BU	2	A	..
	Aileron and rudder—						
3781	Fluorescent		Naval aviation only	426FL	—	A	..
	Aileron and rudder trim—						
3569	Fluorescent	Hunter 1 and 2 ✓	501FL	—	A	..
3292	Fluorescent	Valiant	521FL	—	A	..
5328	Fluorescent	Victor	812FL	—	A	..
6011	Fluorescent		Naval aviation only	S.216/2/18	1	A	..

RESTRICTED

143

RESTRICTED

AIRCRAFT ENGINE AND FLYING INSTRUMENTS, ACCESSORIES AND UNIT SERVICING SPARES

SECTION 6A—cont.

1	2	3	4	5	6	7	8
	INDICATOR, position, Desynn type—cont.						
	Aileron fuel control—						
3951	Fluorescent	Valiant	522FL	—	C	each
7880	Aileron position	PW.47.HSD/BU	1	A	..
	Aileron trim—						
3160	Fluorescent	Canberra	430FL	—	A	..
8642	Aileron trim	PW.56.HSD/BU	1	A	..
8590	Aileron trim	894FL/BU	1	A	..
	Spares:—		For Ref. Nos. 8590, 8759, 8916, 7884 and 7885.				
9350	Bush, bearing	FL.198	1	C	..
9349	Bush, lever spindle bearing	FL.1585	1	C	..
9342	Cover	FL.1639/M	1	C	..
9347	Nut, 3 B.A. full brass, D.N.P.	30-271-215-18	1	C	..
9340	Potentiometer, complete, 24 volt		Yellow, clockwise	FL.1520/E	1	C	..
9341	Potentiometer, complete, 24 volt		Yellow, anti-clockwise	FL.1523/E	1	C	..
9344	Screw, 6-32 UNC. ¼ in.	30-295-401-40	5	C	..
9345	Seal, lead	P.7303	1	C	..
9348	Spring, control	HSC.2574	1	C	..
9351	Washer	FL.1518	1	C	..
9346	Washer, 2 B.A. sc. spring steel, cad. plated.		30-282-014-11	1	C	..
9343	Washer, sealing and grommet, combined.		FL.1638	1	C	..
	Air brake—						
5539	Fluorescent	Canberra PR.9	S.193.6.13	1	A	..
4818	Fluorescent	Valiant	593FL	1	C	..
	Air brake and lock—						
5255	Fluorescent		Sangamo Weston type F23/49	S.193.6.12	1	A	..
6488	Air brake and lock	Lightning trainer	S.193.6.14	1	A	..
	Air mixer valve—						
2713	Fluorescent	Canberra B.2	289FL	—	A	..
2562	Air mixer valve	Hastings	228FL	2	C	..
	Air valve—						
3942	Fluorescent	Canberra T.4, B.6 PR.7	505FL	—	C	..

RESTRICTED

RESTRICTED

AIRCRAFT ENGINE AND FLYING INSTRUMENTS, ACCESSORIES AND UNIT SERVICING SPARES

SECTION 6A—cont.

1	2	3	4	5	6	7	8
	INDICATOR, position, Desynn type— <i>cont.</i>						
3272	Cabin air valve— Fluorescent	Valiant	443FL	—	A	each
7107	Cabin mass flow	PW.188AS, Pt.	2	A	..
8852	Cabin pressure	PW.259/PG/5-3	1	A	..
7021	Cabin temperature	Argosy	SF.39H. SD/BU	1	A	..
5938	Centre of gravity— Fluorescent	Vulcan	S.128/5/99	1	A	..
4821	Fluorescent	Vulcan 2	S.128/5/62	1	A	..
9021	Collective pitch indicator	PW.896FL	1	A	..
4101	Control surface— Fluorescent	Vulcan	Sangamo Weston type	S.167 or KMG-6301	—	A	..
5173	Control surface position— Fluorescent	Britannia	Sangamo Weston type	S.321.403	5	A	..
9025	Spares— Cover assembly	162811	—	B	..
2154	Cowl gill— Fluorescent, port	Viking C.2	209FL	—	C	..
2155	Fluorescent, starboard	Viking C.2	210FL	—	C	..
4397	Dive brake— Fluorescent	Victor	Sangamo Weston type	S.634.357	1	A	..
5466	Dual flap— Fluorescent	Beverley	802FL	2	A	..
4429	Fluorescent	Swift F7	561FL	—	A	..
5162	Dual landing flap position	Britannia	Sangamo Weston type	S.127.5.122	2	A	..
7104	Elevator gear change	PW.850FL/SB	—	A	..
3950	Elevator trim— Fluorescent	Valiant	520FL	—	C	..
5327	Fluorescent	Victor	811FL	—	A	..
2924	Flap— Fluorescent	Canberra	218FL	—	A	..

(94755)

RESTRICTED

K

145

RESTRICTED

AIRCRAFT ENGINE AND FLYING INSTRUMENTS, ACCESSORIES AND UNIT SERVICING SPARES

SECTION 6A—cont.

1	2	3	4	5	6	7	8
	INDICATOR, position, Desynn type— cont.						
	Flap—cont.						
2084	Fluorescent	Devon CM	200FL	—	A	each
	Accessories—						
5860	Transmitter	Heron C.4	821FL	1	A	..
3567	Fluorescent	Hunter 1 and 2	473FL	—	A	..
	Accessories—						
2085	Transmitter	227FL	1	A	..
5942	Fluorescent	Hunter T.7	19H.S.D.	1	A	..
2668	Fluorescent	Lancaster 1 and 3	26FL	—	A	..
5650	Fluorescent		Naval aviation only	1H.S.D.	1	A	..
3349	Fluorescent		Naval aviation only	452FL	—	A	..
3375	Fluorescent		Naval aviation only	462FL	—	A	..
2842	Fluorescent		Naval aviation only	330FL	—	A	..
	Accessories—						
2843	Transmitter	66FL	—	A	..
2879	Fluorescent		Naval aviation only	201FL/SB	—	A	..
	Accessories—						
2878	Link, adjustable	AWF.2167	—	A	..
	Spares—						
—	Cover		Naval aviation only		—	—	—
4154	Fluorescent		Ref. No. 4559		—	—	—
3271	Fluorescent	Valiant	Naval aviation only	513FL	—	A	each
4709	Fluorescent	Valiant	533FL	—	C	..
2153	Fluorescent	Viking C.2	589FL	—	A	..
7777	Fluorescent	201FL	—	C	..
8465	Flap, plain white	877FL	1	A	..
7105	Flap	PW1/HSD	2	A	..
6659	Flap	PW.833FL/MB	1	A	..
8734	Flight deck/cabin	S.63.4.950	1	A	..
4575	Fluorescent	Comet C. Mark 2	S.454-1-16	1	A	..
6492	Fuel trim	495FL/SB	1	A	..
6493	Fuel trim	597FL	1	A	..
8601	Fuel trim lever	843FL	1	A	..
			PW.204T.SA/ BU/1.	4	A	..

RESTRICTED

RESTRICTED

AIRCRAFT ENGINE AND FLYING INSTRUMENTS, ACCESSORIES AND UNIT SERVICING SPARES

SECTION 6A—cont.

1	2	3	4	5	6	7	8
	INDICATOR, position, Desynn type— <i>cont.</i>						
	General purpose, fluorescent—						
6698	Twin dial		Horizontal case, 2½ in. × 1¼ in. ..	463FL/SB/SF	—	A	each
8593	Hot gas flap position	PW.54HSD/BU	4	A	"
8640	Jet pipe nozzle	899FL	1	A	"
7779	Jet pipe nozzle	PW884/FL	1	A	"
8268	Jet pipe nozzle	Lightning Mark 2	PW895/FL	1	A	"
4571	Mass, flow	Comet	D.162/AS/PC	2	A	"
	Mass, flow control—						
6211	Fluorescent	Britannia	K. F.B./0201W	2	A	"
3929	Fluorescent	Vulcan	525FL	—	A	"
	Oil cooler shutter—						
3783	Fluorescent	Beverley	234FL	—	A	"
2590	Fluorescent	Valetta	263FL	—	C	"
2591	Fluorescent	Valetta	264FL	—	A	"
2884	Fluorescent	Varsity T.1	336FL	—	A	"
	Oil cooling flap—						
5161	Fluorescent	Britannia	PW.586FL	2	A	"
7100	Power loss	M.1944	4	A	"
	Spares:—						
7789	Cap, sealing	1944/5	1	C	"
7788	Case, complete with glass	1944/14	1	C	"
7794	Filter, sub-assembly	1630/31	1	C	"
7796	Nut, locking	COM.13	1	C	"
7791	'O' Ring (Cap sealing)	COM.357/4	1	C	"
7798	'O' Ring (Case sealing)	COM.263	1	C	"
7797	Screw, clamp	1859/32	1	C	"
7799	Screw, 8BA. csk. hd. × 9/32 in. 1...	COM.425	6	C	"
7790	Screw, 8BA. csk. 0.321 in. 1.	COM.425/16	2	C	"
7795	Screw, top (Special)	1859/33	1	C	"
7792	Union, pitot	1944/4	1	C	"
7793	Union, static	1944/3	1	C	"
	Ram, air and cabin temperature—						
3936	Fluorescent	Victor	502FL	—	A	"

(94755)

RESTRICTED

K 2

RESTRICTED

AIRCRAFT ENGINE AND FLYING INSTRUMENTS, ACCESSORIES AND UNIT SERVICING SPARES

SECTION 6A—cont.

1	2	3	4	5	6	7	8
	INDICATOR, position, Desynn type— <i>cont.</i>						
	Ram air valve—						
6327	Fluorescent	Victor 2	23 H.S.D.	1	A	each
3930	Fluorescent	Vulcan	422FL	—	C	..
6566	Rudder	Victor 2	Smith's	SF29H.S.D./BR	1	A	..
8916	Rudder bias	904FL/BO	1	A	..
	Rudder, feel control—						
3293	Fluorescent	Valiant	523FL	—	A	..
7882	Rudder position	PW.46HSD/BU	1	A	..
8641	Rudder trim	PW.55HSD/BU	1	A	..
	Rudder trim—						
3161	Fluorescent	Canberra	431FL	—	A	..
3667	Fluorescent	Canberra B.6	496FL	1	A	..
3346	Fluorescent	Javelin	461FL	—	A	..
9165	Shaft rotation	D.928	1	A	..
	Speedometer system—						
8595	Amplifier	126SUE/1	1	A	..
8594	Indicator	PW.721MV/CP/1	1	A	..
8596	Transmitter	201PWA/DB/1	1	A	..
	Tail and rudder trim—						
5220	Fluorescent	Javelin 2, 4, 5, 6, 7 and 8 and T.3.	803FL	1	A	..
	Tail heating control—						
5165	Fluorescent	Britannia	PW.516FF	1	A	..
	Tail incidence and cabin air valve—						
4541	Fluorescent	Swift FR.5	581FL	1	A	..
5078	Fluorescent	Swift Mark 7	595FL	1	A	..
8449	Tail plane	Gnat	Smiths	PW.885FL	1	A	..
6101	Tail plane	Sea Vixen	Smiths	842FL	1	A	..
	Tail plane incidence—						
5299	Fluorescent	Pioneer C.C.1	598FL	1	A	..
4463	Fluorescent	Valiant	584FL	1	A	..
	Tail plane position—						
4741	Fluorescent	Hunter 1, 2, 4, 5, 6.	587FL	—	A	..

RESTRICTED

148

RESTRICTED

AIRCRAFT ENGINE AND FLYING INSTRUMENTS, ACCESSORIES AND UNIT SERVICING SPARES

SECTION 6A—cont.

1	2	3	4	5	6	7	8
	INDICATOR, position, Desynn type— cont.						
6567	Tail trim	Victor 2	Smiths.. .. .	SF/30 HSD./BR	1	A	each
	Tail trim—						
5621	Fluorescent	813FL	1	A	..
5622	Fluorescent	814FL	1	A	..
	Temperature control valve—						
3931	Fluorescent	Vulcan	423FL	—	C	..
	Throttle governor trim—						
5171	Fluorescent	Britannia	Sangamo Weston type	S.174.5.16	1	A	..
6468	Trim	S.149.1.140	1	A	..
	Turret—						
1804	Luminous	195FL	—	A	..
	Accessories:—						
1805	Transmitter	196FL	1	A	..
	Type A—		Single dial, 2½ in. square	144FL	—	A	..
2136	Flap, fluorescent				
	Spares:—		S. Smith and Sons				
—	Cover, terminal		Ref. No. 2466		1	—	—
—	Glass		Ref.No. 6289		1	—	—
2467	Washer, paper, packing	728FG	1	C	each
—	Washer, rubber, packing		Ref. No. 2468			—	—
	Type B—						
2138	Flap, fluorescent	150FL	—	A	each
	Spares:—						
2469	Bezel, plate glass	2065FG	1	C	..
2470	Cover, terminal	FG.1778/M	1	C	..
2471	Screw, terminal	STD.80	2	C	..
—	Washer, rubber, packing		Ref. No. 2468		1	—	—
2472	Window, perspex	FG.1779/B	1	C	each
	Type C—		Twin dial, 2½ in. × 1¼ in., horizontal.				
2148	Cowl gill, fluorescent	123FL	—	B	..

RESTRICTED

149

RESTRICTED

AIRCRAFT ENGINE AND FLYING INSTRUMENTS, ACCESSORIES AND UNIT SERVICING SPARES

SECTION 6A—cont.

1	2	3	4	5	6	7	8
	INDICATOR, position, Desynn type— <i>cont.</i>						
	Type C—cont.						
2150	Flap twin dial, fluorescent		Smith type. Naval aviation only.	152FL	—	A	each
2200	Radiator, shutter, fluorescent	157FL	—	A	..
	Type D—		Single dial. 2½ in. × 1¼ in. horizontal.				
5169	Trim position	Britannia	526FL	1	A	..
	Wing anti-icing—						
5909	Fluorescent	Britannia	PW.831FL	1	A	..
	Accessories:—		For all Indicators, position, Desynn, except Ref. No. 2084.				
3576	Transmitter		Naval aviation only	471 FL	—	A	..
5545	Transmitter	Britannia	Smith type	818FL	1	A	..
8528	Transmitter	Gnat	Smith type	897FL	1	A	..
4455	Transmitter	Hunter	Smith type	568FL	1	C	..
5547	Transmitter	Pioneer (twin)	Smith type	280FL	1	A	..
3241	Transmitter	Swift F.I	Smith type	458FL	—	A	..
4102	Transmitter	Vulcan Britannia, F23/49	Sangamo Weston type	S.132	—	A	..
	Spares:—						
9184	Contact, inner	165679	3	C	..
9185	Contact, outer	165680	3	C	..
9181	End cover assy. (one terminal)	165661	1	C	..
9182	End cover assy. (two terminals)	165638	1	C	..
9188	Nut, special, 6 B.A., round, slotted		165685	4	C	..
—	Screw and washer assy.		Ref. No. 3664.. .. .		—	—	—
9187	Screw, special, 6 B.A. × 1½ in. ch. hd.		165684	4	C	each
9186	Spring, contact	165683	3	C	..
9183	Yoke assy.	165673	1	C	..
6496	Transmitter	839FL/BR	1	A	..
6664	Transmitter	Argosy	841FL/BR	4	A	..
8759	Transmitter		For Spares see page 144. Ref. Nos. 9340 to 9351 (incl.)	841FL/BU	4	A	..
8841	Transmitter	838F/BR	1	A	..
8911	Transmitter	102/PPT/BU/2	3	A	..
9022	Transmitter	900FL/BR	1	A	..

RESTRICTED

RESTRICTED

AIRCRAFT ENGINE AND FLYING INSTRUMENTS, ACCESSORIES AND UNIT SERVICING SPARES

SECTION 6A—cont.

1	2	3	4	5	6	7	8	
	INDICATOR, position, Desynn type— cont.							
	Accessories—cont.		For all Indicators, position, Desynn type except Ref. No. 2084—cont.					
9122	Transmitter	Scout	841FL/BU	1	A	each	
8259	Transmitter	840FL/BR	1	A	"	
2131	Transmitter, Type A	126FL	1	A	"	
2132	Transmitter, Type B	Clockwise, gear ratio 6:1	129FL	1	A	"
2133	Transmitter, Type C	Anti-clockwise, gear ratio 6:1	132FL	1	C	"
2134	Transmitter, Type D	Clockwise, gear ration 3:1	132FL	1	C	"
	Accessories—			Anti-clockwise, gear ratio 3:1		1	A	"
2151	Link, adjustable				141FL	1	C	"
	Spares—							
2632	Brush, arm assembly				FL.1515	1	C	"
2633	Circlip			FG.2333-2	1	C	"	
5653	Clamp			STD.1503	3	C	"	
2635	Cover, terminal			FG.2314/M-1	1	C	"	
2473	Lever, operating		Naval aviation only	FL.18	—	C	"	
2630	Nut, 'Oddie', 2 B.A., securing operating lever.		30-271-151-11	1	C	"	
2631	Screw, securing 5 B.A., potentiometer.		FL.48-3	3	C	"	
—	Screw, terminal		Ref. No. 2471		2	—	—	
2637	Spindle, operating lever	FL.74-10	1	C	each	
2634	Spring, conical	FL.418-1	1	C	"	
	Washer—							
2629	Operating lever	FL.234-3	1	C	"	
2636	Sealing and grommet combined	FG.2315-2	1	C	"	
2628	Sealing, lever spindle	FL.959	1	C	"	
2627	Sealing, potentiometer and body	FL.233-1	1	C	"	
2477	Serrated		Naval aviation only	FL.154	—	C	"	
2638	Spring, 5 B.A. screws securing potentiometer.		30-282-011-11	3	C	"	
3437	Spring, 6 B.A. Sc. phosphor bronze		30-282-610-01	3	C	"	

RESTRICTED

RESTRICTED

151

AIRCRAFT ENGINE AND FLYING INSTRUMENTS, ACCESSORIES AND UNIT SERVICING SPARES

SECTION 6A—cont.

1	2	3	4	5	6	7	8
9119	INDICATOR, position— Fuel trim Sangamo Weston—			S63.4.1287W	1	A	each
8382	Ail trim.. .. .			S.149-1-364	1	A	..
8387	Contents, water			S.460-4-11	1	A	..
8386	Control surface system			S.456-1-14	1	A	..
8384	Flap			S.149-1-179	1	A	..
8385	Hydraulic			S.149-1-408	1	A	..
8383	Slats			S.149-1-382	1	A	..
8381	Tail plane			S.149-1-444	1	A	..
8926	Smith type			C.740	1	A	..
8927	Smith type			PW.201FL	1	A	..
8948	INDICATOR, power loss..			M.2086	1	A	..
8420	INDICATOR, pressure— Brake accumulator			S.149-1-162	1	A	..
8423	Brake, hydraulic			S.455-5-11	1	A	..
8380	Differential			PW.1159-PG	1	A	..
8421	Direct anti-icing			S.149-1-203	1	A	..
8703	Engine intake anti-icing			PW.101ACR/ BU4	1	A	..
8412	Fuel			PW.36-ACR/BU	1	A	..
—	Spares:—						
—	Bezel		Ref. No. 7679		—	—	—
10200	Cover, terminal assy.			STD.1549/M	1	C	each
6291	Gasket, rubber			30-781-296-40	1	C	..
—	Glass		Ref. No. 3765		—	—	—
10199	Ring, sealing 'O' (bezel assy.)			30-781-115-48	1	C	each
—	Ring, spacer (dial assy.)		Ref. No. 3098		—	—	—
—	Screw, 8BA × $\frac{5}{16}$ in. csk.		Ref. No. 3764		—	—	—
—	Screw, 10BA × $\frac{3}{32}$ in. csk.		Ref. No. 3772		—	—	—
10204	Screw, 10BA × $\frac{1}{8}$ in. csk.			30-233-232-33	2	C	each
—	Screw, $\frac{5}{32}$ UNC., 2A × $\frac{1}{16}$ pn. hd.		Reference 28S/1201330		—	—	—
—	Screw, $\frac{5}{32}$ UNC., 2A × $\frac{1}{8}$ pn. hd.		Reference 28S/1007942		—	—	—
—	Screw, special		Ref. No. 3766		—	—	—

RESTRICTED

RESTRICTED

AIRCRAFT ENGINE AND FLYING INSTRUMENTS, ACCESSORIES AND UNIT SERVICING SPARES

SECTION 6A—cont.

1	2	3	4	5	6	7	8
	INDICATOR, pressure—cont.						
	Fuel—cont.						
	Spares—cont.						
—	Washer, 4BA		Reference 28W/9129100		—	—	—
—	Washer, 4BA, s/c SPG		Reference 28W/1011089		—	—	—
—	Washer, packing		Ref. No. 7682		—	—	—
10205	Washer, sealing and grommet	STD.1550	1	C	each
—	Washer, sealing (cover terminal)		Ref. No. 3768		—	—	—
8704	Hydraulic inlet	S.149-1-294	1	A	each
6860	Manifold	Beaver	AW.2- $\frac{3}{4}$ -25L	—	A	"
8414	Oil temp.	PW.102-ADR.	1	A	"
				CP/1			
8419	Pump, hydraulic	S.149-1-65	1	A	"
5834	INDICATOR, propeller revs.	Britannia	KTD.0806	—	A	"
8778	INDICATOR, propeller speed	KTO.1201.W	1	A	"
	INDICATOR, rate of climb—						
8699	Ferranti type	64/423/02	1	A	"
3139	Kelvin and Hughes type	Meteor 7	For front cockpit	KB.254-03 or KRA.0803	—	A	"
	Kelvin and Hughes type:—						
8929	Fluorescent	Avro 748	KRA/0101/W/2	2	A	"
8592	Fluorescent	Belfast	KRA/0902/W	1	A	"
	Spares:—						
9356	Bezel assembly	RA.A128	—	C	"
9087	Filter	RA.1013	—	C	"
9086	Gasket	RA.1012	—	C	"
9358	Head assembly	SA.23416	—	C	"
9357	'O' ring	ZV.6333	—	C	"
9365	Pin	P.3948	—	C	"
9364	Pinion	P.18682	—	C	"
9359	Ring, packing	P.13491	—	C	"

RESTRICTED

RESTRICTED

AIRCRAFT ENGINE AND FLYING INSTRUMENTS, ACCESSORIES AND UNIT SERVICING SPARES

SECTION 6A—cont.

1	2	3	4	5	6	7	8
	INDICATOR, rate of climb—cont.						
	Kelvin and Hughes type—cont.						
	Fluorescent—cont.	Belfast					
	Spares—cont.						
9362	Ring, sealing	P.24201	—	C	each
9366	Ring, snap	P.4188	—	C	"
3070	Ring, snap	P.4191	—	C	"
9360	Screw, csk. hd. brass, 8BA × $\frac{11}{16}$ in. long.		910369	—	C	"
9363	Spring	RA.1014	—	C	"
9361	Stem, adjusting, knob	RA.1017	—	C	"
5185	Fluorescent	Britannia	KB.251/02 or KRA.0202	—	A	"
4755	Fluorescent	Comet	KB.250/02D or KRA.0101	—	A	"
4754	Fluorescent	Comet	KB.251/02D	—	A	"
7097	Fluorescent	Comet 4	KRA.0204W	1	A	"
7551	Fluorescent	Comet 4	KRA.0206W	2	A	"
8553	Fluorescent	DH.125	PW/0202/KRA/1	2	A	"
9463	Fluorescent	DH.125	PW/0207/KRA/1	1	A	"
7492	Fluorescent	Scout	KRA/0101/K	1	A	"
7677	Mark 3Q, fluorescent		—	A	"
	Accessories:—						
	Case, transit:—						
—	Carton, inner		Ref. No. 3256		1	—	—
—	Case, outer		Ref. No. 3255		1	—	—
5234	Plate, adaptor, $3\frac{1}{4}$ in. case	M.R.I.246	—	C	each
	Spares:—						
3064	Bezel	SA.13615	—	C	"
9084	Bezel	RA.A137	—	C	"
9169	Ring, gasket retaining	AA.1072	—	C	"
3071	Ring, snap, inner	P.4210	—	C	"
9166	Screw, bezel	AA.1123	—	C	"
9167	Screw, bezel, sealing	120206	—	C	"
9168	Screw, bezel, sealing	CH.8134	—	C	"
8698	Smith type	KRA/1101/W	1	A	"

RESTRICTED

RESTRICTED

AIRCRAFT ENGINE AND FLYING INSTRUMENTS, ACCESSORIES AND UNIT SERVICING SPARES

SECTION 6A—cont.

1	2	3	4	5	6	7	8
2086	INDICATOR, rate of climb—cont. Smith type, fluorescent		2,000 ft. per minute	20RC/PC	—	A	each
	Accessories:—						
	Case, transit:—						
—	Carton, inner		Ref. No. 3256		1	—	—
—	Case, outer		Ref. No. 3255		1	—	—
	Spares:—						
5543	Dial, finished		Naval aviation only	RC.170	1	C	each
2675	Smith type, fluorescent	Chipmunk	4,000 ft. per minute. In S.A.E. case	21RC/PC	—	A	„
	Accessories:—						
	Case, transit:—						
—	Carton, inner		Ref. No. 3256		1	—	—
—	Case, outer		Ref. No. 3255		1	—	—
	INDICATOR—						
6599	Ratiometer		Dial markings, white on black ..	S.63-5-859	2	A	each
	Accessories:—						
5212	Bulb	S.110G.20.599	—	C	„
5213	Lead, 5 ft.	FD.751/421	—	C	„
7890	Ratiometer, flight deck, cabin and duct air temp.		0-100°C.	S.149.1.244	1	B	„
6022	Ratiometer, oil		-40° to +140°C.	S.127.5.157	2	A	„
	Accessories:—						
5207	Bulb	S.110G.3.598	—	B	„
5997	Rotor speed	Bristol H.150	Kelvin and Hughes type	KTD.0805	1	A	„
6094	R.P.M.	KTD.0204K.	1	A	„
8604	R.P.M.	MTD.1701W	1	A	„
10328	R.P.M.	Devon C. Mark 2	SF.166.RV/SB	2	A	„
9764	R.P.M. and synchroscope	V.C.10	PWO.106KSA/1	1	A	„
	Comprising:—						
	General assembly:—						
10605	Base, terminal assembly	SA.3183	1	C	„
10607	Bearing, front and rear	SA.1951	2	C	„
10606	Bell, front end	P.2790	1	C	„

RESTRICTED

RESTRICTED
155

AIRCRAFT ENGINE AND FLYING INSTRUMENTS, ACCESSORIES AND UNIT SERVICING SPARES

SECTION 6A—cont.

1	2	3	4	5	6	7	8
	INDICATOR—cont.						
	R.P.M. and synchroscope—cont.						
	Comprising—cont.						
	General assembly—cont.						
10604	Brush and holder assy.			KSA. A163	1	C	each
10586	Capacitor			P.18534 (ZC1140)	3	C	"
10583	Case, machined			SA.14522/1	1	B	"
10591	Clamp, cable			DH.1088	2	C	"
10585	Cover, barrel			KSA.1073	1	C	"
10608	Cover, brush			P.14477	1	C	"
10584	Cover, plate			KSA.1072	1	C	"
10587	Dial			KSA.1075	1	C	"
10588	Disc, support, lead wire			P.18535	1	C	"
10589	Flying-lead, c/w plug			KSA. A161	1	B	"
10609	Gasket, insulating			P.5832	2	C	"
10596	Hand			P.14481	3	C	"
10595	Hand assembly			SA.14523	3	C	"
10592	Housing, terminal			KSA. 1074	1	C	"
10590	Housing, terminal assy.			KSA. A159	1	B	"
10597	Hub			P.14482	3	C	"
10610	Lug, terminal and base assy.			SA.3182	1	C	"
10611	Rotor assembly			SA. 5817	1	B	"
10593	Screw			30-293-214-40	4	C	"
10598	Screw			30-233-288-33	3	C	"
10599	Screw			30-293-314-23	6	C	"
10600	Screw			30-232-259-33	6	C	"
10601	Screw			30-293-214-09	3	C	"
10613	Screw			CH.1103 $\frac{1}{2}$ /B	3	C	"
10618	Screw, brass			30-232-232-25	2	C	"
10616	Screw, brass, D.S.P.			30-232-226-22	6	C	"
10615	Screw, cover			SPS.119	4	C	"
10617	Screw, front bearing			30-232-257-33	1	C	"
10614	Screw, jewel clamp			SPS 073	1	C	"
10619	Screw, 10BA $\times \frac{1}{32}$ in. ch. hd. brass			30-232-233-33	3	C	"
10621	Screw, 11BA $\times \frac{1}{8}$ in. ch. hd. brass			30-232-226-22	6	C	"
10620	Screw, 11BA $\times \frac{5}{32}$ in. ch. hd. brass			30-232-227-33	4	C	"

RESTRICTED

RESTRICTED

AIRCRAFT ENGINE AND FLYING INSTRUMENTS, ACCESSORIES AND UNIT SERVICING SPARES

SECTION 6A—cont.

1	2	3	4	5	6	7	8
	INDICATOR—cont.						
	R.P.M. and synchroscope—cont.						
	Comprising—cont.						
	General assembly—cont.						
10612	Stator assembly	SA.5765	1	B	each
10622	Tag, terminal	P.5798	6	C	"
10594	Terminal, 'Sealectro'	40-716-1006	9	C	"
10623	Washer, 9BA, SC. spring (cover)	SPW.031	4	C	"
10602	Washer, spring	SPW.026	6	C	"
10582	Synchroscope assembly	KSA.A162	3	A	"
9203	Slip	KSL.0102W	1	A	"
6811	Stall, warning	D.926	4	A	"
7279	Temperature	S.149-1-72	—	A	"
7306	Temperature		For S.W. de-icing systems	S.63-4-367	—	A	"
9272	Temperature	S.149-1-419	1	A	"
8442	Temperature	S.453-4-13	1	A	"
7155	Temperature	Scout	S.214-1-15	—	A	"
	Accessories:—						
7156	Bulb	S.110G-6-207	—	B	"
7157	Lead	FD.1050/12	—	C	"
	Temperature:—						
6861	Carburettor, air	Beaver	AW.1 $\frac{1}{2}$.20UF12	—	A	"
6863	Cylinder head	Beaver	841-7-Y1	—	A	"
6866	Outside air	Beaver	Scott/aviation	—	B	"
				2716			
10565	Probe		R.E.C. type E629		1	A	"
8701	Thrust loss	M.2038	1	A	"
8740	Timer	PW.516/EL/BR	1	A	"
7860	Torque pressure	PW.101.SSA/CP	1	A	"
7859	Turbine gas temperature	S.452-5-12	1	A	"
4149	Turn and bank	Heron	V.314/P or	—	A	"
				KTS.0103N			
6047	Turn and slip	Twin Pioneer	KTS.0103K	1	A	"
8878	Turn and slip	KTS.0410W	1	A	"

RESTRICTED

157 *

RESTRICTED

AIRCRAFT ENGINE AND FLYING INSTRUMENTS, ACCESSORIES AND UNIT SERVICING SPARES

SECTION 6A—cont.

1	2	3	4	5	6	7	8
	INDICATOR—cont.						
8828	Turn and slip	KTS.0409W	1	A	each
8586	Turn and slip	KTS.0802W	1	A	..
8433	Turn and slip	906KTS—CP-1	1	A	..
	Spares:—		For Ref. No. 8433				
9827	Ball race		(Gimbal assy.)	40-173-1242	2	B	..
9829	Ball race		(Rotor assy.)	40-173-1202	2	B	..
9828	Ball race		(Stirrup assy.)	BR.206	2	B	..
9815	Bezel		(With glass only)	KTS.A199	1	C	..
9813	Bezel assembly		C/w glass and inclinometer	KTS.A198	1	C	..
9834	Cap, protector			30-733-316	1	C	..
9823	Condenser assembly			ATB.A552	1	C	..
9808	Cover assembly, outer			ATB.A507	1	C	..
9824	Damping assembly (CPTE)			KTS.A209	1	C	..
9816	Dial, rate scale			ATB.894	1	C	..
9809	Filter assembly			ATB.A363	1	C	..
9835	Gasket (cannon plug)			ATB.1034	1	C	..
9811	Gasket, cover assembly			ATB.654	1	C	..
9818	Gear, 34T		(Pointer gear)	KTS.1049	1	C	..
9819	Gear, 58T		(Pointer drive)	ATB.1039	1	C	..
9826	Gear, quadrant			KTS.1059	1	C	..
9814	Inclinometer, ball and tube			ATB.764	1	C	..
9825	Magnet assy., and end plate			ATB.A341	1	C	..
9812	Nut, clamp			ATB.907	1	C	..
9810	Plate, filter retaining			ATB.726	1	C	..
10092	Plug, 2 pin			40-714-515-00	1	B	..
9817	Pointer assembly			KTS.A185	1	C	..
—	Resistor, 1.8 K ohms, style R02-C..		Reference 10W/0124709		—	—	—
9832	Rotor and governor assy.			KTS.A211	1	C	each
—	Screw, 8BA × $\frac{3}{16}$ in.		Reference 28S/1008084		—	—	—
—	Screw, 10BA × $\frac{1}{4}$ in., dial securing ..		Reference 28S/1008153		—	—	—
9821	Screw, rate block			ATB.772	1	C	each
9831	Shim, stirrup assy. bearing			BCP.1116	1	C	..
11262	Shim, stirrup assy. bearing			BCP.1116/2	1	C	..
9820	Spring, rate block			ATB.711	1	C	..
9833	Stator assembly			KTS.A.212	1	C	..

RESTRICTED

RESTRICTED

AIRCRAFT ENGINE AND FLYING INSTRUMENTS, ACCESSORIES AND UNIT SERVICING SPARES

SECTION 6A—cont.

1	2	3	4	5	6	7	8
	INDICATOR, turn and slip—cont.						
	Spares—cont.		For Ref. No. 8433				
9830	Stirrup assembly	KTS.A.192	1	C	each
9822	Suppressor assy. unit	ATB.A.557	1	C	"
—	Washer, plain, 8BA		Reference 28W/1200072		—	—	"
3371	Mark 1B, fluorescent		1	B	each
	Accessories:—						
2905	Connection, suction, Type D		—	C	"
3372	Plate, adaptor		1	C	"
	Spares:—		Reid and Sigrist, Ltd.				
5088	Bezel	4215C	5	C	"
4677	Circlip, for filter outlet	4226D	1	C	"
	Filter, air, inner:—						
	Comprising:—						
4671	Circlip	4219D	1	C	"
5089	Filter, body	4216D	1	C	"
4669	Gauge, 38 SWG., 60 mesh	4217D	1	C	"
4676	Plug, brass, ½ in. diam.	4227D	2	C	"
4670	Spacer	4218D	1	C	"
3635	Filter, air, outer, VPI impregnated	1B/172	1	C	"
4673	Gasket, rubber	4212D	1	C	"
—	Screw, c/sk, brass, 8BA × ¼ in.		Reference 28S/2117		8	—	"
4675	Washer, paper	4214D	1	C	each
4674	Window	4213D	1	C	"
	Mark 2, electrical:—						
2945	Fluorescent	n		—	A	"
	Accessories:—						
3370	Container, Hairlock		1	A	"
	Spares:—						
3884	Bezel assembly		Complete with glass	ATB-A.256	1	C	"
3892	Brush, carbon	ZV.1665	2	C	"
3891	Dial	ATB-A.264	1	C	"
3886	Gasket, bezel	ATB-540	1	C	"
3887	Grommet, cable exit	ZV.2317	1	C	"

RESTRICTED

RESTRICTED

AIRCRAFT ENGINE AND FLYING INSTRUMENTS, ACCESSORIES AND UNIT SERVICING SPARES

SECTION 6A—cont.

1	2	3	4	5	6	7	8
	INDICATOR, turn and slip—cont.						
	Mark 2, electrical—cont.						
	Fluorescent—cont.						
	Spares—cont.						
3890	Pointer	ATB-A.257	1	C	each
3888	Scale	ATB-523	1	C	"
3889	Screw, securing scale	103805	2	C	"
	Mark 2A, electrical:—						
3953	Fluorescent		—	A	"
	Accessories—						
—	Container, Hairlock		Ref. No. 3370		1	—	—
	Spares—						
4255	Bezel	94/156	—	C	each
4256	Brush, carbon	94/349	—	C	"
4257	Bush, for brush spring	94/350	—	C	"
4258	Ferrule	94/449	—	C	"
4259	Filter	94/454	—	C	"
4260	Gasket, for bezel	94/158	—	C	"
4261	Gasket, for case	94/160	—	C	"
4262	Gasket, for filter	94/453	—	C	"
4263	Gasket, for glass	94/159	—	C	"
4264	Gauge, for filter	94/455	—	C	"
4265	Glass	94/157	—	C	"
4266	Grommet, cable	94/447	—	C	"
4267	Grommet, plug	94/448	—	C	"
4268	Pointer, turn	94/150	—	C	"
4270	Screw, 6 B.A. × $\frac{5}{16}$ in., esk. hd., st. cad.		94/1/20	—	C	"
4271	Screw, 10 B.A. × $\frac{1}{8}$ in. inst., hd., st. cad.		94/1/21	—	C	"
4269	Slip indicator	94/85	—	C	"
4272	Spring, for brush	94/351	—	C	"
4273	Washer, 6 B.A., small brass	94/340/31	—	C	"
5546	Mark 3		1	A	"
	Pullin type:—						
5177	Fluorescent	Britannia	20/PF/WB2	—	A	"

RESTRICTED

RESTRICTED

AIRCRAFT ENGINE AND FLYING INSTRUMENTS, ACCESSORIES AND UNIT SERVICING SPARES

SECTION 6A—cont.

1	2	3	4	5	6	7	8
	INDICATOR, turn and slip—cont.						
	Pullin type—cont.						
2748	Fluorescent	Sedbergh T.10	12-volt	RT/12/WL	—	A	each
	Type B, Mark 1A—		Without suction connections				
1302	Fluorescent		—	A	..
675	Luminous		—	A	..
	Accessories:—						
	Case, transit:—						
3250	Carton, inner		1	C	..
3249	Case, outer		1	A	..
1409	Connection, suction, Type C ..		For use with standard low pressure connection and when indicator is connected to heads, venturi (Ref. No. 370).		1	B	..
			Ref. No. 2095				
—	Connection, suction, Type D		—	—	—
370	Head, venturi		1	B	each
	Spares:—						
6725	Connector		} Sangamo Weston type ..	FD.851	—	C	..
6773	Connector			FD.920	—	C	..
2490	Filter, jet, Mark 1			B.22/82	1	C	..
6539	Lead, electrical			FD/1066/6	—	C	..
6729	Lead, electrical			L5-335	—	C	..
6774	Lead, electrical		} Sangamo Weston type ..	L5-340	—	C	..
6937	Lead, electrical			L5-342	—	C	..
6730	11 in.	L5-355	—	C	..
6731	1 ft. 9 in.	L5-390	—	C	..
6927	2 ft.	L5-338	—	C	..
6907	6 ft.	FD.982	1	C	..
6727	7 ft.	L5-307	—	C	..
6726	9 ft.	L5-182	—	C	..
6916	9 ft.	FD.1050	1	C	..
6697	10 ft.	FD.1067/10	—	C	..
6392	20 ft.	FD.1067/20	—	C	..
6728	26 ft.	FD.751/26	—	C	..

(94755)

RESTRICTED

L

RESTRICTED

AIRCRAFT ENGINE AND FLYING INSTRUMENTS, ACCESSORIES AND UNIT SERVICING SPARES

SECTION 6A—cont.

1	2	3	4	5	6	7	8
7106	INDICATOR, yaw damper	Comet 4C	PW.844FL/SB	1	A	each
7031	INDICATOR, yaw meter	KYA.0101W	1	A	..
9262	INTEGRATOR UNIT	EF.85554/01	1	A	..
11341	INTEGRATOR UNIT	Victor tanker	EF.84446/06	1	A	..
8932	JUNCTION BOX	16179	1	A	..
8718	KNOB ASSEMBLY		For use with various altimeters ..	AM.3296	1	C	..
8225	LEAD	Scout	FD.751/9	1	B	..
8224	LEAD	Scout	FD.766/9	1	B	..
8195	LEAD	Wessex 2	FD.1066/9	1	B	..
7523	LEAD	Wessex 2	FD.1050/2	1	B	..
8171	LEAD— 101 in. (approx.)	Proteus Mod. PT.632	FD.1066	1	B	..
10388	6 ft.	L.5/363	1	B	..
10387	9 ft.	FD.751	1	B	..
7282	13 ft. transmitter	FD.766	—	C	..
9429	15ft., transmitter	FD.1067	1	C	..
7893	Electrical	L5-585	1	C	..
8477	Electrical	L5-704	1	C	..
8478	Electrical	L5-705	1	C	..
8479	Electrical	L5-706	1	C	..
8480	Electrical	L5-707	1	C	..
8481	Electrical	L5-708	1	C	..
8482	Electrical	L5-341	1	C	..
8485	For resistance bulb	FD/751/25"	1	C	..
8486	For resistance bulb	FD/751/36"	1	C	..

RESTRICTED

RESTRICTED

AIRCRAFT ENGINE AND FLYING INSTRUMENTS, ACCESSORIES AND UNIT SERVICING SPARES

SECTION 6A—cont.

1	2	3	4	5	6	7	8
	LEAD—cont.						
8487	For resistance bulb	FD/751/42"	1	C	each
8488	For resistance bulb	FD/751/63"	1	C	"
9274	Nyvin pren,		20 ft.	L5-590	1	B	"
9273	Silicon eyeglass		6ft.	L5-716	1	B	"
	LEVEL, fore and aft—						
389	Type B, luminous		20-0-20 degrees		—	C	"
	LIGHT, warning, fuel pressure—						
—	Consisting of—						
—	Lamp, filament, 6v. 0.24 amp. ..		Reference 5L/9951110. For use with all lights, warning, fuel pressure installations.		1	—	—
—	Lamp, warning, Rotax type, H.1102		Reference 5CX/1638. Without lamp. For use with all lights, warning, fuel pressure installations.		1	—	—
1200	Resistance unit		For 12 and 24 volts aircraft and for use with all Marks of switches.		—	B	each
2678	Switch	353 PG	—	B	"
	Spares—		Naval aviation only				
5512	Arm, contact, long	PG. 1926	1	C	"
5511	Block, terminal	PG.1146	1	C	"
5514	Screw, 8 B.A. x 3/4 in. ch. hd. steel		30-293, 211-32	1	C	"
5516	Screw, guide	PG.1945	1	C	"
5513	Washer	SW.21	2	C	"
5515	Washer, plain, 8 B.A., small, steel		30-298, 145-02	3	C	"
4136	Switch	Heron	156PG	—	C	"
4966	Switch, differential	771PG/KP	1	A	"
—	Switch, differential		Ref. No. 6662		2	—	—
1912	Mark 1E*		0 to 10 lb./sq. in.		—	A	each
1913	Mark 1F*		0 to 20 lb./sq. in.		—	C	"

(94755)

RESTRICTED

RESTRICTED

163

L 2

AIRCRAFT ENGINE AND FLYING INSTRUMENTS, ACCESSORIES AND UNIT SERVICING SPARES

SECTION 6A—cont.

1	2	3	4	5	6	7	8
	LIGHT, warning, fuel pressure—cont.						
	Consisting of— <i>cont.</i>						
	Switch, differential— <i>cont.</i>						
	Spares:—		For Ref. Nos. 1912 and 1913.				
2491	Block, terminal		Naval aviation only	PG.760	—	C	each
3461	Block, terminal, c/w adjuster	PG.2278	1	C	..
2494	Cover		Naval aviation only	PG.71B	—	C	..
3457	Cover, terminal	PG.1333	1	C	..
3472	Diaphragm	PG.1186	1	C	..
—	Filter, complete		Ref. No. 3481		1	—	—
3475	Nut, gland, for cable union	RV.264	1	C	each
3469	Nut, spire, 2 B.A.	STD.89	2	C	..
3462	Ring, sealing	PG.2107	1	C	..
3468	Rod, push	PG.2316	1	C	..
3477	Screw, 6 B.A., contact box	S.5535	5	C	..
3478	Screw, 8 B.A., terminal block	30-232-067-11	1	C	..
3467	Screw, guide	PG.959	1	C	..
3474	Screw, special, contact box	PG.643	3	C	..
3463	Screw, special, terminal block	PG.1148	2	C	..
3458	Screw, special, terminal cover	PG.1151	3	C	..
3460	Screw, terminal, c/w washer	STD.602	2	C	..
3476	Sleeve, for gland nut	P.58615	1	C	..
2498	Union, cable	PG.319	1	C	..
3465	Union, pressure	PG.2321	1	C	..
3479	Washer, 6 B.A., S.C., spring	W.6208	8	C	..
3480	Washer, 8 B.A., B.R.	W.7033	1	C	..
3470	Washer, jointing, body union	STD.163	2	C	..
3471	Washer, sealing, diaphragm	PG.386	1	C	..
3466	Washer, sealing, pressure union	PG.2108	1	C	..
3464	Washer, sealing, terminal block screw.		PG.394	3	C	..
3459	Washer, sealing, terminal cover and block.		PG.2106	1	C	..
8250	Switch, low pressure, fuel warning light		1129/PG/BU/1/9	1	A	..
8251	Switch, low pressure, oil warning light		1137/PG/BU/2/ 30	1	A	..

RESTRICTED

RESTRICTED

AIRCRAFT ENGINE AND FLYING INSTRUMENTS, ACCESSORIES AND UNIT SERVICING SPARES

SECTION 6A—cont.

1	2	3	4	5	6	7	8
	LIGHT, warning, fuel pressure—cont. Consisting of— <i>cont.</i>						
6864	Transmitter	Beaver	3135-16E-30	—	A	each
8928	LINK, adjustable	5.R4733	1	B	„
7014	MACHMETER	M.1702	1	A	„
7554	MACHMETER	KMA.0103W	2	A	„
8389	MACHMETER	KMA.0701W	1	A	„
4756	MACHMETER— 0.36 in. to 0.86 in.	Comet; R/R; Trans. Trainer.	KMA.0103K	1	A	„
4576	Audible	Comet, C, Mk. 2	KMB.0102 or KB/234/05/D/	—	A	„
3384	Mark 2		1	A	„
	Accessories—						
—	Case, transit, case outer		Ref. No. 3255		1	—	—
	Spares:—		Naval aviation only				
4359	Gasket	1415/134	—	C	each
4357	Gasket, rubber, 10½ in. long		1415/81	—	C	„
4358	Ring, retaining	1415/80	—	C	„
5943	Mark 2A	Canberra PR9.		1	A	„
3300	Mark 3A		—	A	„
	Accessories—						
—	Case, transit, case outer		Ref. No. 3255		1	—	—
4004	Mark 3B, 0.8 to 1.8 mac.	Lightning 1/2		1	A	each
5325	Mark 3C		1	A	„
	Accessories—						
—	Case, transit, case outer		Ref. No. 3255		1	—	—
6585	Mark 3D	Victor 2		2	A	each
6767	Mark 4		1	A	„

RESTRICTED

RESTRICTED
165

AIRCRAFT ENGINE AND FLYING INSTRUMENTS, ACCESSORIES AND UNIT SERVICING SPARES

SECTION 6A—cont.

1	2	3	4	5	6	7	8
4151	MACH. SWITCH	Victor	Kelvin, Kollsman, type	KB.244/01	—	A	each
9128	MACH. SWITCH	0421.KNB/CP/1	1	A	..
9487	MACH. SWITCH	M.2168/AA	1	A	..
7897	METER, fatigue	M.2042	1	A	..
	METER, fatigue—						
5027	Mark 1B		—	A	..
6103	Mark 1BB		1	A	..
5028	Mark 2B		—	A	..
5863	Mark 2D		—	A	..
5029	Mark 3C		—	A	..
6485	Mark 11		—	A	..
6486	Mark 13		—	A	..
6487	Mark 14		—	A	..
9668	Mark 15		1	A	..
9657	Mark 16		1	A	..
10214	Mark 18		1	A	..
	Accessories—						
7102	Switch, A.S.I.	Comet 4C	E12A/10A/307	1	A	..
7684	Switch, A.S.I.	M1769/110	1	A	..
7685	Switch, A.S.I.	M1769/150	1	A	..
9002	Switch, A.S.I.	E12A/10A/444	1	A	..
	Switch, A.S.I.—						
5117	Mark 1A	Beverley	Settings in knots 110/100+5		1	A	..
5321	Mark 1B	Heron C, Mark 3	Settings in knots 85/75+3		1	A	..
5322	Mark 1D	Canberra, 2/4/6, Victor, Vulcan	Settings in knots 150/130+5		1	A	..
5323	Mark 1E	Canberra 8/9	Settings in knots 165/140+5		1	A	..
5416	Mark 1F	Comet	Settings in knots 125/110		1	A	..
5414	Mark 1G	Pembroke	Settings in knots 110/100		1	A	..
5415	Mark 1H	Shackleton 3	Settings in knots 120/110		1	A	..
8165	Mark 1L	E12A/10A/425	1	A	..

RESTRICTED

RESTRICTED

AIRCRAFT ENGINE AND FLYING INSTRUMENTS, ACCESSORIES AND UNIT SERVICING SPARES

SECTION 6A—cont.

1	2	3	4	5	6	7	8
	METER, fatigue—cont.						
	Accessories— <i>cont.</i>						
	Switch, A.S.I.— <i>cont.</i>						
5586	Mark 1S	M.148D	Settings in knots 145/115		1	A	each
5864	Mark 1U	Jet Provost 3	Settings in knots 95/85		1	A	"
5996	Mark IV	Twin Pioneer	Settings in knots 75/65		1	A	"
6295	Mark IX		Settings in knots 140/120		1	A	"
6296	Mark 1W		Settings in knots 145/115		1	A	"
	Spares—		For switches, A.S.I., all marks ..				
7674	Bezel			10A/221/133	1	C	"
7675	Cover, glass			10A/221/134	1	C	"
6099	Ring, sealing, neoprene			10A/221/131	1	C	"
6100	Ring, sealing, parabestos			10A/221/132	1	C	"
9492	Screw, brass			P.10073	1	C	"
9493	Screw, brass			P.10047	1	C	"
9027	Washer, restriction, pitot			10A/171/112	1	C	"
9026	Washer, sealing, pitot static nozzle			10A/221/143	1	C	"
8733	METER, frequency, general			8AW.59.FAO	1	A	"
	METER, fuel (Gallons gone)—						
4581	Kent type, fluorescent			133R	—	A	"
	Accessories—						
4582	Transmitter			MAL.4010P	1	A	"
	Spares—		George Kent Ltd.				
6687	Bolt, $\frac{3}{8}$ in. U.N.F. \times $2\frac{1}{2}$ in. ..			YU.1405	2	C	"
6685	Cam, slow			MA.579	1	C	"
6686	Clamp			MAL.57	1	C	pair
6683	Contact assembly, fast, complete			MA.4138	1	C	each
6684	Contact assembly, slow, complete			MA.4137	1	C	"
5626	Gasket			MAL.46	1	C	"
5627	Gasket			MAL.53	1	C	"
6681	Retainer, 'O' ring			MAL.115	1	C	"
6682	Ring, 'O', solenoid cap			YB.2823	1	C	"
6680	Ring, 'O', solenoid jointing			MAL.116	1	C	"

RESTRICTED

167

RESTRICTED

AIRCRAFT ENGINE AND FLYING INSTRUMENTS. ACCESSORIES AND UNIT SERVICING SPARES

SECTION 6A—cont.

1	2	3	4	5	6	7	8
	METER, fuel (Gallons gone)—cont.						
	Kent type, fluorescent—cont.						
	Accessories—cont.						
	Transmitter—cont.						
	Spares—cont.						
6679	Screw, captive unit		George Kent Ltd.	MAL.78	4	C	each
6678	Washer, filter unit.	MAL.49	3	C	..
4583	Kent type, fluorescent	133L	—	A	..
	Accessories—						
—	Transmitter		Ref. No. 4582		1	—	—
2961	Kent type, fluorescent	109B	—	A	—
	Accessories—						
3636	Transmitter, Mark 1B	Hastings	MA.4508	1	A	each
2649	Transmitter, Mark 1C	Varsity	MA.4500	1	A	..
	Spares—						
6677	Bolt, ¼ in. U.N.F. × 2¼ in. light alloy		YU.1404	2	C	..
1548	Mark 1A, non-luminous		—	A	..
	Accessories—						
—	Transmitter, Mark 1C	Lincoln, Shackleton, Valetta and Viking	Ref. No. 2649		1	—	—
	Spares—						
	Indicator—		George Kent Ltd.				
2503	Bezel	MCR.645	1	C	each
2505	Window	MCR.650	1	C	..
	Meter unit—						
2506	Clip, bottom cover	4MA.206	1	C	..
2507	Filter, complete	MA.3002	1	C	..
2508	Joint, main	4MA.12	1	C	..
	Switch gear assembly—						
2510	Connector assembly	MA.4023	1	C	..
2512	Disc, drive	MA.412	1	C	..
2513	Gasket, top cover	MA.426	1	C	..
3388	Plate, top, 'P'	MA.454	1	C	..
3389	Plate, top, 'R'	MA.455	1	C	..
3390	Plate, top, 'S'	MA.456	1	C	..

RESTRICTED

RESTRICTED
168

AIRCRAFT ENGINE AND FLYING INSTRUMENTS, ACCESSORIES AND UNIT SERVICING SPARES

SECTION 6A—cont.

1	2	3	4	5	6	7	8
	METER, fuel (Gallons gone)—cont.						
	Mark 1A, non-luminous—cont.						
	Spares—cont.		George Kent Ltd.				
	Switch gear assembly—cont.						
3391	Plate, top, 'T'	MA.457	1	C	each
2514	Switch, micro assembly	MA.4025	1	C	"
2515	Washer, fibre	MA.422	2	C	"
	Undergear assembly:—						
3240	Clip, bottom cover	MA.539	2	C	"
3239	Control unit, solenoid valve		Complete with Breeze plug	YB.4244	1	A	"
3237	Filter assembly	MA.4057	1	C	"
3238	Gasket, bottom cover	MA.443	1	C	"
3234	Gasket, main joint	MA.442	1	C	"
3236	Gasket, solenoid valve	MA.461	1	C	"
3235	Gasket, valve assembly	MA.462	1	C	"
5959	MONITOR, single phase supply		—	A	"
7101	MOUNTING	13/485/1MN 55/RED	4	A	"
	MOUNTING—						
3288	Anti-vibration	423PG	1	C	"
2626	Anti-vibration	420PG	1	C	"
9265	Anti-vibration	171886	1	B	"
9120	Anti-vibration, vertical	PG.1113	1	B	"
5060	Clock, A.V.		Naval aviation only	B.137	3	C	"
7055	Smith type	Argosy	1114PG	—	C	"
11343	NUT, fixing, brass, 6-32 UNC.	V.C.10	PA.1005	4	C	"
11346	'O' RING, S.G. compensator	Beverley	Y.7301	1	C	"
760	PANEL, instrument, flying, Mark 1A—		With radiused top		—	B	"
	Accessories—						
1680	Box, junction		—	B	"

RESTRICTED

RESTRICTED

AIRCRAFT ENGINE AND FLYING INSTRUMENTS, ACCESSORIES AND UNIT SERVICING SPARES

SECTION 6A—cont.

1	2	3	4	5	6	7	8
	PANEL, instrument, flying, Mark 1A—cont.						
	Accessories— <i>cont.</i>						
617	Mounting, anti-vibration, Mark 1 ..		Medium type, 3 to 8 lbs. load rating		—	C	each
	Spares—						
2522	Sleeve, rubber	W.6200-3	—	C	..
2523	Spring	W.6200-6	—	C	..
	Spares—						
2517	Brush, rubber	W.6215	1	B	..
2518	Case, junction box	W.6216-4	1	C	..
2519	Connector, static or pressure..		W.6216-1	1	C	..
2520	Cover, 'V' junction box	W.6993-6	1	C	..
2521	Ferrule, brass		4	C	..
2524	Piece, distance, 0-60 in.	W.6217-6	—	C	..
2525	Piece, distance, 0-66 in.	W.6217-3	—	C	..
2526	Piece, distance, 0-75 in.	W.6993-4	—	C	..
1010	Pipe, No. 1		A.S. static to rate of climb, static ..	W.6992-1	1	C	..
1389	Pipe, No. 2A		A.S.I. static to altimeter, static ..		1	C	..
1012	Pipe, No. 3		A.S.I. pressure to panel, pressure ..	W.6992-3	1	C	..
1013	Pipe, No. 4		Altimeter, static to panel, static ..	W.6992-4	1	C	..
1014	Pipe, No. 5		Turn and slip indicator to junction box.	W.6992-5	1	C	..
1015	Pipe, No. 6		Artificial horizon to junction box ..	W.6992-6	1	C	..
1016	Pipe, No. 7		Directional-gyro to junction box ..	W.6993-1	1	C	..
2528	Screw, round hd., 2 B.A. × 1 $\frac{1}{8}$ in. long			—	C	..
2527	Screw, round hd., 2 B.A. × 1 $\frac{3}{8}$ in. long			—	C	..
2529	Union 'B'	W.6216-8	2	C	..
	PITOT AND STATIC HEAD—						
8416	Left	H.1/300/27	1	A	..
8417	Right	H.2/300/27	1	A	..
8693	PITOT STATIC MANIFOLD CORRECTION ASSY.		AS.8662	1	C	..
8696	Bracket	AS.8665	1	C	..
8694	Correction, pitot	AS.8663	1	C	..
8695	Correction, static	AS.8664	1	C	..

RESTRICTED

RESTRICTED

AIRCRAFT ENGINE AND FLYING INSTRUMENTS, ACCESSORIES AND UNIT SERVICING SPARES

SECTION 6A—cont.

1	2	3	4	5	6	7	8
3305	PLATE, adaptor		For use when replacing instruments in 3½ in. A.M. cases by those in large S.A.E. cases.		1	C	each
2710	PLATE, mask		For use as necessary in existing aircraft when instruments in small S.A.E. cases are used to replace instruments in 2½ in. A.M. cases on dashboards cut to fit the latter.		1	C	..
9064	PLATE— Static vent	2/S2622	1	C	..
9063	Stiffening	4/S2623	1	C	..
8825	PLUG, protective	Z.10296	10	B	..
8826	PLUG, protective	4357	10	B	..
8510	POTENTIOMETER	Gnat	Penny and Giles	D.1784	1	A	..
9264	POTENTIOMETER, servo, jet pipe temp.		0°-1000°C	S.144-3-37	1	B	..
9489	PROBE, outside air temperature ..		Rosemount type	102U2K	1	A	..
8490	RATIOMETER, oil pressure, 0-120 lbs. p.s.i.		S63-4-1222	1	A	..
	REFUELLING in FLIGHT POD— Accessories:—		Naval aviation only.				
6342	Corrector, manual, S.G.	} Scimitar Sea Vixen }	E.F.86660/01	1	A	..
6343	Flow transmitter unit	E.F.81114/03	1	A	..
6341	Integrator unit	E.F.84447/01	1	A	..
9450	RELAY AMPLIFYING UNIT, transistorised		ND.0075/1040	1	A	..

RESTRICTED

RESTRICTED
171

AIRCRAFT ENGINE AND FLYING INSTRUMENTS, ACCESSORIES AND UNIT SERVICING SPARES

SECTION 6A—cont.

1	2	3	4	5	6	7	8
	RELAY AMPLIFYING UNIT, transistorised—cont. Accessories:—						
9461	Switch, temperature sensing	Q.56430	1	A	each
9062	RESISTANCE	R10-100	1	C	..
7877	RESISTANCE UNIT, 2SV, 60W	FKX/A/7	1	A	..
9666	SPOILER, position	RV61.HSD/BU	1	A	..
8986	STALL-DETECTOR	PW/0215-K5B/ MB1	1	A	..
	STALL-DETECTOR—						
4985	Kelvin and Hughes	Beverley	KSB.0205/P	—	A	..
5158	Kelvin and Hughes	Britannia	KSB.0204/T	1	A	..
4964	Kelvin and Hughes	Comet	Supersedes Ref. No. 4577 ..	KSB.0203, Mod. 1	—	A	..
4577	Kelvin and Hughes	Comet C, Mk. 1	Superseded by Ref. No. 4964 ..	KB.651	—	A	..
7110	Kelvin and Hughes	Comet 4C	KSB.0210	2	A	..
9425	STALL-WARNING	S.149-1-62	1	A	..
	STALL-WARNING SYSTEM						
	Comprising—						
8600	Flap, position	3041756	1	A	..
8597	Computer, control	3041757	1	A	..
8598	Control, column shaker	3041760	2	A	..
8599	Vane	2565A2	2	A	..
	STALL-WARNING SYSTEM						
	Comprising—						
9472	Signal summing unit	C.79806-12	1	A	..
9473	Signal summing unit		C/w lift rate modifier	C.78806-3	1	A	..
9474	Signal summing unit		C/w lift rate modifier	C.78906-4	1	A	..

RESTRICTED

RESTRICTED

AIRCRAFT ENGINE AND FLYING INSTRUMENTS, ACCESSORIES AND UNIT SERVICING SPARES

SECTION 6A—cont.

1	2	3	4	5	6	7	8
	STALL-WARNING SYSTEM—cont.						
	Comprising—cont						
9475	Stick knocker	C.74402	1	A	each
9476	Stick shaker	C.79802-3	1	A	..
5400	STANDBY, artificial horizon, Mark 6			—	A	..
	SWITCH—						
7898	A.S.I.	M.1959	1	A	..
8930	Air speed	E.12A/10A/390	1	A	..
11351	Air speed	M.2232	1	A	..
9207	Altitude	M.2153	1	A	..
8605	Bleed valve	1190 PG/KP/ 1/23	1	A	..
6662	Differential	Vulcan 2	Smith's	1001/3/PG	2	A	..
9451	Differential, pitot	M.2157/A/A	1	A	..
9452	Differential, pitot	M.2157/A/B	1	A	..
8390	Fuel, L.P. warning	1123/2PG/CP	1	A	..
6497	Fuel pressure	1088/PG/SB/1/3	4	A	..
6498	Fuel pressure	1014/4/PG	1	A	..
6499	Fuel pressure	1001/1/PG	2	A	..
6665	Fuel pressure	1014/3/PG	4	A	..
6404	Fuel pressure	1001/2/PG	4	A	..
8920	Fuel pressure	1014/SPG/15	1	A	..
8819	Fuel pressure	1075/PG/CP	2	A	..
8820	Fuel pressure	1131/PG/CP/55	2	A	..
9151	Fuel pressure	1001/4PE/CP	1	A	..
9426	Fuel pressure	1423/PG/SP2	1	A	..
8681	Fuel pressure	1014/3/PG/CP	1	B	..
	Spares—						
9336	Adjustment assy. setting	PG.5191	1	C	..
9337	Arm assy., long contact	PG.3573	1	C	..
9338	Arm assy., short contact	PG.5157	1	C	..
9332	Diaphragm	PG.3662/6	1	C	..

RESTRICTED

173

RESTRICTED

AIRCRAFT ENGINE AND FLYING INSTRUMENTS, ACCESSORIES AND UNIT SERVICING SPARES

SECTION 6A—cont.

1	2	3	4	5	6	7	8
	SWITCH—cont.						
	Fuel pressure— <i>cont.</i>						
	Spares— <i>cont.</i>						
9335	Filter assy.	PG.214C	1	C	each
9331	Rod assy. push	PG.2795	1	C	..
9333	Seal, 'O' type	30-781-206/67	1	C	..
9334	Washer, sealing	PG.2108	1	C	..
9330	Washer, sealing	PG.5079	1	C	..
9339	Washer, sealing	30-781-110-67	1	C	..
9121	Indicator, fuel trim	PW.597FL/BU	1	A	..
9617	L.P. oil warning	1188/PG/CP/ 2/12	4	A	..
10216	Mach. air speed warning	M.2093A	1	A	..
9602	Pressure	PC.10A-382-14	4	A	..
9267	Pressure	M.2108P.152	1	A	..
9268	Pressure	M.2108P.192	1	A	..
9208	Pressure, pitot	M.1769.BA.	1	A	..
7875	Thermal, ice detector	PBB/A/5	1	A	..
7863	SYNCHROSCOPE	KSA-0103	1	A	..
8818	SYNCHROSCOPE	KSA/0202.W	2	A	..
3117	SYNCHROSCOPE	KB.301/02 <i>or</i> KSA-0101	—	A	..
8499	SYNCHROSCOPE	Belfast	KSA-0501 W	1	A	..
	Spares:—						
9371	Capacity assy.	SAA.143	2	C	..
9372	Capacity assy.	SAA.142	1	C	..
9368	Case assy., glass	SAA.136	1	C	..
9370	Dial, white	SA.1040	1	C	..
9369	Pointer	SA.14523	3	C	..
5495	TACHOMETER		Naval aviation only	KB.131/01 <i>or</i> KTF-0901	1	A	..
8919	TACHOMETER	PW.170/RV/6P	1	A	..

RESTRICTED

174

RESTRICTED

AIRCRAFT ENGINE AND FLYING INSTRUMENTS, ACCESSORIES AND UNIT SERVICING SPARES

SECTION 6A—cont.

1	2	3	4	5	6	7	8
6504	TACHOMETER	AW.660	KTD.1101/W	4	A	each
11344	TACHOMETER		For the Spey 201 fitted to Phantom a/c.	18-15-ME111C	2	A	"
5087	TACHOMETER— Dual		Naval aviation only	Kelvin KTF. 1301	1	A	"
5105	Engine and rotor	Whirlwind	Naval aviation only	KTF.1201	2	A	"
5960	Generator		—	A	"
	Spares:—						
4680	Gasket, rubber rear	168991	1	C	"
4681	Pawl, locking	168995	1	C	"
4683	Screw, 6 B.A., hex. slotted head, brass.		168996	1	C	"
6371	Spring, anti-vibration	172715	—	A	"
6505	Generator	AW.660	KGA.1301	4	A	"
	TACHOMETER, engine and rotor speed, electrical—						
4758	Kelvin and Hughes type	Skeeter	KBB.128/01 or KTF-0701.	—	A	"
	Accessories:—						
1485	Drive, flexible, Mark 7, 1 ft. 6 in.		1	C	"
4759	Generator, Kelvin and Hughes type		KBB.151/01 or KGA.-0201.	—	A	"
6112	Kelvin and Hughes type		Naval aviation only	KTF.0903			
3054	Kelvin and Hughes type	Sycamore HC.11 and HR.12	Complete with synchroscope ..	KB.119-06 or KTF.0302.	1	A	"
	Accessories:—						
1487	Drive, flexible, Mark 7, 2 ft. 6 in.		1	C	"
3056	Generator, Kelvin and Hughes type		KB.151-06 or KGA-0203.	1	A	"
5974	Kelvin and Hughes type, fluorescent ..	Skeeter 12	KTF.1502K	1	A	"

RESTRICTED

RESTRICTED

AIRCRAFT ENGINE AND FLYING INSTRUMENTS, ACCESSORIES AND UNIT SERVICING SPARES

SECTION 6A—cont.

1	2	3	4	5	6	7	8
	TACHOMETER, engine speed, electrical—						
3376	Fluorescent		Naval aviation only	124-01	—	A	each
	Accessories—						
	Case, transit—						
—	Carton, inner		Ref. No. 3256		1	—	—
—	Case, outer		Ref. No. 3255		1	—	—
	Kelvin and Hughes type—	Comet					
4989	Fluorescent	KTD.0412	—	A	each
	Accessories—						
4420	Generator, Type KBB	Comet only	KB.153/03 <i>or</i> KGA-0403.	4	A	„
	Mark 4B		A.C. type, 0 to 5,000 r.p.m.				
1299	Fluorescent		—	A	„
778	Luminous		—	A	„
	Accessories—		For Ref. Nos. 1299 and 778.				
	Case, transit—						
—	Carton, inner		Ref. No. 3256		1	—	—
—	Case, outer		Ref. No. 3255		1	—	—
	Drive, flexible, Mark 7—		For connecting generators to engine, 6 mm. inner core. Ends squared, $\frac{1}{2}$ in. \times 1 in. long.				
1483	1 ft.		1	C	each
—	1 ft. 6 in.		Ref. No. 1485		1	—	—
1504	1 ft. 9 in.		1	C	each
1486	2 ft.		1	C	„
—	2 ft. 6 in.		Ref. No. 1487		1	—	—
1488	3 ft.		1	C	each
	Spares:—						
3846	Terminal block		Naval aviation only	RV. 141	—	B	„
2439	Washer, slip		1	C	„
780	Generator, Mark 4		A.C. type		1	A	„
	Spares—		Kelvin and Hughes				
2410	Lid, terminal box, Type 1		B.A. thread	P.387	1	C	„
	Spares—		Smith's Aircraft Instruments, Ltd.				
3061	Block, terminal	RV.773	1	C	„

RESTRICTED

176

RESTRICTED

AIRCRAFT ENGINE AND FLYING INSTRUMENTS, ACCESSORIES AND UNIT SERVICING SPARES

SECTION 6A—cont.

1	2	3	4	5	6	7	8
	TACHOMETER, engine speed, electrical—cont.						
	Mark 4B—cont.						
	Accessories—cont.						
	Generator, Mark 4—cont.						
	Spares—cont.						
2425	Cable, gland	RV.112	—	C	each
6344	Screw, hammer drive	30-213-614-11	—	C	"
2613	Washer, captive, and terminal screw		STD.14	3	C	"
1560	Generator, Mark 7A		Naval aviation only		—	A	"
	Spares—		Kelvin and Hughes. Naval aviation only.				
3031	Cover, terminal box	SA.3189	—	C	"
	Spares—		Smith's Aircraft Instruments, Ltd.				
3110	Screw, terminal cover		Naval aviation only	RV.472	—	C	"
2237	Generator, Mark 8		A.C. type. Direct drive. Not interchangeable with Generators, Marks 4 and 7A.		1	A	"
	Spares—		Kelvin and Hughes.				
3034	Cover, dust, spline drive	P.052	1	C	"
4302	Cover, terminal box	P.13678	1	C	"
—	Cover, terminal box		Ref. No. 3031. Naval aviation only.		—	—	—
3027	Screw, cover, terminal box		6BA x $\frac{5}{16}$ in. ch. hd. brass	CH.610/AX	3	C	each
3625	Screw, terminal, and washer assy		SA.19291	3	C	"
	Spares—		Smith's Aircraft Instruments, Ltd.				
3191	Cover, terminal	RV.872	1	C	"
3192	Disc, insulating	RV.683/B	1	C	"
3193	Gasket	RV.877	1	C	"
—	Screw, terminal cover		Ref. No. 3110. Naval aviation only.		—	—	—
3194	Stud	RV.879	6	C	each
3195	Washer, locking	RV.878	1	C	"
—	Washer, tab		Ref. No. 3196		9	—	—
	Spares—		For Ref. Nos. 1299 and 778.				
3617	Block, terminal assembly	SA.19024/1	1	C	each

(94755)

RESTRICTED

M

177

RESTRICTED

AIRCRAFT ENGINE AND FLYING INSTRUMENTS, ACCESSORIES AND UNIT SERVICING SPARES

SECTION 6A—cont.

1	2	3	4	5	6	7	8
	TACHOMETER, engine speed, electrical—cont.						
	Mark 4B—cont.						
	Spares—cont.		For Ref. Nos. 1299 and 778—cont.				
3618	Cover, terminal block	P.19201/1	1	C	each
3620	Disc, insulating, terminal block	P.15696/1	1	C	"
—	Gasket, glass sealing		Ref. No. 2243		1	—	"
3621	Gasket, terminal block	P.15711/1	1	C	each
2244	Glass	P.5954	1	C	"
3622	Pipe, oil guide, external	P.19233/1	1	C	"
3623	Pointer, intermediate, fluorescent	SA.14343/1	1	C	"
2953	Pointer, long, fluorescent	SA.2933/1	1	C	"
3637	Ring, retaining	P.4363/3	1	C	"
2246	Ring, snap, outer	P.4190	1	C	"
3628	Screw, 6BA × $\frac{3}{8}$ in., ch. hd., elec. tin	CH.612/F	3	C	"
3626	Screw, 6BA × $\frac{1}{8}$ in., ch. hd., blk. oxy.	CH.613/A	4	C	"
3627	Screw, 6 BA × $\frac{3}{8}$ in., ch. hd., elec. tin.	CH.621/F	2	C	"
—	Screw, dial		Ref. No. 3047		2	—	"
3624	Screw, securing assembly	SPS.196	4	C	each
—	Screw, terminal and washer assy.		Ref. No. 3625		3	—	each
3630	Washer, sealing, and grommet	P.19027/1	1	C	each
3631	Washer, spring	SPW. 016	9	C	"
	Spares—		Kelvin and Hughes. Naval aviation only.				
2950	Cover, terminal box	P.386/1	—	C	"
	Spares—		Smith's Aircraft Instruments, Ltd.				
2880	Glass	AM.481	1	C	"
—	Tubing, rubber		Ref. No. 2881		8½ in.	—	"
—	Washer, sealing, and grommet		Ref. No. 2603		1	—	"
1559	Mark 7A, fluorescent		0 to 20,000 r.p.m.		—	A	each
	Accessories—						
—	Generator, Mark 8		Ref. No. 2237		1	—	each
3141	Generator, Mark 8B	Provost Jet and Sea Hawk		1	A	each

RESTRICTED

178

RESTRICTED

AIRCRAFT ENGINE AND FLYING INSTRUMENTS, ACCESSORIES AND UNIT SERVICING SPARES

SECTION 6A—cont.

1	2	3	4	5	6	7	8
	TACHOMETER, engine speed, electrical—cont.						
	Mark 7A, fluorescent—cont.						
	Accessories—cont.						
	Generator, Mark 8B—cont.						
	Accessories—						
5236	Adaptor, drive	Pembroke, Pioneir, Provost, pre Leonides Mod. 334 engines only.		—	C	each
3143	Washer, coupling, Type B		—	C	..
	Spares—						
—	Cover, dust, spline drive ..		Ref. No. 3034		1	—	—
—	Cover, gland		Ref. No. 3026		1	—	—
—	Cover, terminal box		Ref. No. 4302		1	—	—
—	Screw, cover, terminal box, 6 B.A. × $\frac{7}{16}$ in. ch. hd., brass.		Ref. No. 3027		3	—	—
—	Screw, terminal and washer assembly.		Ref. No. 3625		3	—	—
	Spares—						
—	Block, terminal assembly		Ref. No. 3617		1	—	—
—	Cover, terminal block		Ref. No. 3618		1	—	—
—	Disc, insulating, terminal block ..		Ref. No. 3620		1	—	—
—	Gasket, glass sealing		Ref. No. 2243		1	—	—
—	Gasket, terminal block		Ref. No. 3621		1	—	—
—	Glass		Ref. No. 2244		1	—	—
3632	Pipe, oil guide, external	P.19232/2	1	C	each
2947	Pointer, intermediate, fluorescent	SA.2922/1	1	C	..
2946	Pointer, long, fluorescent	SA.2937/1	1	C	..
—	Ring, retaining		Ref. No. 3637		1	—	—
—	Ring, snap, outer		Ref. No. 2246		1	—	—
—	Screw, 6 B.A. × $\frac{3}{8}$ in., ch. hd., elec., tin.		Ref. No. 3628		3	—	—
—	Screw, 6 B.A. × $\frac{11}{32}$ in., ch. hd., blk., oxy.		Ref. No. 3626		4	—	—
—	Screw, 6 B.A. × $\frac{3}{16}$ in., ch. hd., elec., tin.		Ref. No. 3627		2	—	—

(94755)

RESTRICTED

M 2

RESTRICTED

AIRCRAFT ENGINE AND FLYING INSTRUMENTS, ACCESSORIES AND UNIT SERVICING SPARES

SECTION 6A—cont.

1	2	3	4	5	6	7	8
	TACHOMETER, engine speed, electrical—cont.						
	Mark 7A, fluorescent—cont.						
	Spares—cont.						
—	Screw, dial		Ref. No. 3047		2	—	each
—	Screw, securing assembly		Ref. No. 3624		4	—	—
—	Screw, terminal and washer assembly		Ref. No. 3625		3	—	—
—	Washer, blanking, oil feed pipe		Ref. No. 2949		1	—	—
—	Washer, sealing and grommet		Ref. No. 3630		1	—	—
—	Washer, spring		Ref. No. 3631		9	—	—
	Spares:—		Kelvin and Hughes, Naval aviation only.				
—	Cover, terminal box		Ref. No. 2950		—	—	—
—	Hand, intermediate, fluorescent		Ref. No. 2955		—	—	—
2801	Mark 10A, fluorescent		1,200 to 12,000 r.p.m.		—	A	—
	Accessories—						
	Case, transit:—						
—	Carton, inner		Ref. No. 3256		1	—	—
—	Case, outer		Ref. No. 3255		1	—	—
—	Generator, Mark 8		Ref. No. 2237		1	—	—
3344	Generator, Mark 8C	106RV/SB	1	A	each
	Spares:—		Kelvin and Hughes.				
—	Block, terminal assembly		Ref. No. 3617		1	—	—
—	Cover, terminal block		Ref. No. 3618		1	—	—
3619	Dial, fluorescent	SA.15630/1	1	C	each
—	Disc, insulating, terminal block		Ref. No. 3620		1	—	—
—	Gasket, glass sealing		Ref. No. 2243		1	—	—
—	Gasket, terminal block		Ref. No. 3621		1	—	—
—	Glass		Ref. No. 2244		1	—	—
—	Pipe, oil guide, external		Ref. No. 3622		1	—	—
—	Pointer, intermediate, fluorescent		Ref. No. 2623		1	—	—
—	Pointer, long, fluorescent		Ref. No. 2946		1	—	—
—	Ring, retaining		Ref. No. 2245		1	—	—
—	Ring, snap, outer		Ref. No. 2246		1	—	—
—	Screw, 6 B.A. × $\frac{3}{8}$ in., ch. hd., elec., tin.		Ref. No. 3628		1	—	—

RESTRICTED

RESTRICTED

AIRCRAFT ENGINE AND FLYING INSTRUMENTS, ACCESSORIES AND UNIT SERVICING SPARES

SECTION 6A—cont.

1	2	3	4	5	6	7	8
	TACHOMETER, engine speed, electrical—cont.						
	Mark 10A, fluorescent—cont.						
	Spares—cont.		Kelvin and Hughes.				
—	Screw, 6 B.A. × $\frac{13}{32}$ in., ch. hd., blk., oxy'd.		Ref. No. 3626		4	—	—
—	Screw, 6 B.A. × $\frac{3}{16}$ in., ch. hd., elec., tin.		Ref. No. 3627		2	—	—
—	Screw, 8 B.A. × $\frac{5}{16}$ in., ch. hd., elec., tin.		Ref. No. 3629		1	—	—
—	Screw, dial		Ref. No. 3047		2	—	—
—	Screw, securing assembly		Ref. No. 3624		4	—	—
—	Screw, terminal and washer assembly		Ref. No. 3625		3	—	—
—	Washer, blanking, oil feed pipe		Ref. No. 2949		1	—	—
—	Washer, sealing and grommet		Ref. No. 3630		1	—	—
—	Washer, spring		Ref. No. 3631		9	—	—
3251	Mark 11		Percentage R.P.M.		—	A	each
	Accessories—						
3252	Generator, Mark 11		—	A	..
4802	Generator, Mark 12		—	A	..
	Spares:—						
9553	Bearing, ball, drive end	P.13739	1	B	..
9551	Bearing, ball, front end	P.13740	1	B	..
9548	Bush, drive assy.	P.13705	1	C	..
9549	Bushing, driving shaft	P.13694	1	C	..
9543	Circlip, external, front end	P.4370	1	C	..
9544	Circlip, internal, front end	P.4371	1	C	..
9541	Cover, drive	P.13727	1	C	..
9542	Cover, plug..	P.22373	1	C	..
9554	Distance piece	P.13736	1	C	..
—	Nut, B.S.F., $\frac{1}{4}$ in. (drive end shaft)		Between magnet and drive bearing Reference 28M/7002430		1	—	—
9547	Pin, shaft securing	P.13697	1	C	each
9558	Plug, hermetically sealed	SA.13805	1	B	..

RESTRICTED

RESTRICTED

AIRCRAFT ENGINE AND FLYING INSTRUMENTS, ACCESSORIES AND UNIT SERVICING SPARES

SECTION 6A—cont.

1	2	3	4	5	6	7	8
	TACHOMETER, engine speed, electrical—cont.						
	Mark 11—cont.						
	Accessories—cont.						
	Generator, Mark 12—cont.						
	Spares—cont.						
9555	Screw, 4 B.A. × $\frac{13}{32}$ in., hex., stl., cad. pl.		HE.413.S/E	4	C	each
9546	Sleeve, shaft drive	P.13735	1	C	"
9550	Spring	P.13695	10	C	"
9557	Washer, lock	SPW.309	4	C	"
9552	Washer, special, drive end bearing		SPW.158	1	C	"
9556	Washer, special, drive end plate..		SPW.331	4	C	"
9545	Washer, special, front end bearing		SPW.290	1	C	"
	Spares—			Elliott Bros.			
4684	Gasket, special	3A.1935	1	C	"
4685	Pin, shaft, securing	3A.1934	1	C	"
4686	Ring, clamping	3A.1938	1	C	"
4687	Ring, retaining bowed	5001/75	1	C	"
4688	Seal, oil, rubber	WX.39	1	C	"
4689	Shaft	3A.1896	1	C	"
4690	Washer, special	3A.1928	1	C	"
2078	Smith type, fluorescent	Devon C.1	0-3,500 r.p.m.	79RV/SB	—	A	"
	Accessories—						
	Case, transit—						
—	Carton, inner		Ref. No. 3256		1	—	—
—	Case, outer		Ref. No. 3255		1	—	—
2094	Generator	54V/SB	1	A	each
2964	Smith type, fluorescent	Vampire NF. 10	95RV/SB	—	A	"
	Accessories—						
	Case, transit—						
—	Carton, inner		Ref. No. 3256		1	—	—
—	Case, outer		Ref. No. 3255		1	—	—
—	Generator, Mark 8B		Ref. No. 3141		1	—	—
	Accessories—						
—	Washer, coupling, Type B		Ref. No. 3143		1	—	—

RESTRICTED

RESTRICTED

AIRCRAFT ENGINE AND FLYING INSTRUMENTS, ACCESSORIES AND UNIT SERVICING SPARES

SECTION 6A—cont.

1	2	3	4	5	6	7	8
2122	TACHOMETER, engine speed, electrical—cont. Smith type, fluorescent	Viking C.2	78RV.	—	A	each
—	Accessories:— Case transit— Carton, inner		Ref. No. 3256		1	—	—
—	Case, outer		Ref. No. 3255		1	—	—
—	Generator, Mark 4		Ref. No. 780		1	—	—
5796	TACHOMETER, engine speed, electrical, dual:— Kelvin and Hughes type, fluorescent ..		Naval aviation only	KTD.0410	—	A	each
2869	Kelvin and Hughes type, fluorescent ..		Naval aviation only	KB.105-17 <i>or</i> KTE-010-5	—	A	„
—	Spares— Gasket, glass sealing		Naval aviation only Ref. No. 4361		—	—	—
—	Gasket, Klingerite		Ref. No. 4363		—	—	—
4362	Glass		—	—	—
6305	TACHOMETER, engine speed, mechanical— Luminous	LU.89RV	—	A	each
1087	Accessories— Adaptor, drive		For Ref. No. 6305 Ratio 1:2. For use with American engines only.		1	C	„
256	Box, gear, 1:1, dual drive, Mark 2		1	A	„
999	Box, gear, 1:1, single drive, Mark 3A		Right angled		1	C	„
187	Drive, flexible, Mark 6:—		6 mm. inner core		1	C	„
188	1 ft. 6 in.		1	C	„
189	2 ft.		1	C	„
6426	2 ft. 6 in.	27126-2	—	C	„
57	5 ft.		1	B	„

RESTRICTED

RESTRICTED

AIRCRAFT ENGINE AND FLYING INSTRUMENTS, ACCESSORIES AND UNIT SERVICING SPARES

SECTION 6A—cont.

1	2	3	4	5	6	7	8
	TACHOMETER, engine speed, mechanical—cont.						
	Luminous—cont.						
	Accessories—cont.						
	Drive, flexible, Mark 6—cont.						
2448	Spares— Casing, outer, 6 ft.		Complete		1	C	each
—	Spares— Gasket, rubber, string		For Ref. No. 6305. S. Smith and Sons. Ref. No. 2249		1	—	—
8814	TACHOMETER, generator	KGB/0409	2	A	each
9477	TACHOMETER, Smith's	PW.134RV/BU	1	A	„
	TACHOMETER, with pointers—		Kelvin and Hughes.				
4142	1 and 2	Heron B.J.S.M.	KB.105/23/N	1	A	„
4297	1 and 2	Heron (Queen's Flight).	KB.105/23 or KTE-0108.	1	A	„
4143	3 and 4	Heron B.J.S.M.	KB.105/25/N	1	A	„
4298	3 and 4	Heron (Queen's Flight).	KB.105/25 or KTE-0109	1	A	„
4280	Accessories— Generator		For Ref. Nos. 4143 and 4298.	122RV/SB	1	A	„
8711	TACHOMETER INDICATOR, engine speed		KTD.0704W	1	A	„
	Spares:—						
10067	Back-plate assembly		C/w plug and filler tube	SA.21274	1	A	„
10074	Ball-race, front and rear	BR.505	1	A	„
10073	Button and spring assembly	SA.21285	1	A	„
10066	Case assembly		C/w glass	SA.23553	1	A	„
10077	Collet, locking	P.21230	1	A	„
10085	Dial, white	P.20066	1	A	„
10090	Gear-box assembly	SA.21279	1	A	„
10070	Grubscrew, insulating plate locking	SPS.156	1	A	„

RESTRICTED

RESTRICTED

AIRCRAFT ENGINE AND FLYING INSTRUMENTS, ACCESSORIES AND UNIT SERVICING SPARES

SECTION 6A—cont.

1	2	3	4	5	6	7	8
	TACHOMETER INDICATOR, engine speed—cont.						
	Spares—cont.						
10084	Hand assembly, small, white	SA.22050 1 A each
10083	Hand assembly, white	SA.21270 1 A "
10087	Handstaff assembly	SA.21275 1 A "
10072	Holder, spring	P.21249 1 A "
10071	Pad, thrust and spring assembly	SA.21288 1 A "
10080	Pin, hysteresis, disc locking	TD.1124 1 A "
10081	Pin, locating, motor cover	P.3766 1 A "
10079	Pin, rotor	TD.1119 1 A "
10068	Plate, insulating	SA.21287 1 A "
10064	Ring, clamp	P.21251 1 A "
10082	Ring, sealing	P.21238 1 A "
10075	Ring, snap	P.18370 1 A "
10078	Rotor magnet assembly	SA.21868 1 A "
10069	Screw, 10BA × $\frac{3}{16}$ in., csk. hd., brass	102606 2 A "
10086	Screw, dial fixing	TD.1120 2 A "
10088	Screw, special	SPS.326 3 A "
10065	Spacer	P.21252 1 A "
10089	Spacer	P.21935 1 A "
10076	Stator assembly	SA.21263 1 A "
9462	TACHOMETER INDICATOR, Smith's	PW.10708KTD/CP1 1 A "
2784	TAPE, viscose, green	Rolls of 5 yards, 1 $\frac{1}{4}$ in. wide. For use with edgewise reading instruments. — C roll
11142	THERMOCOUPLE ASSEMBLY	S.496 .3.18 1 A each
9766	THERMOCOUPLE	S.468-1-17 1 C "
	THERMOCOUPLE—						
11350	Harness assembly	TCH.128 1 B "
11349	Lodge	RX.191-1 1 B "
7512	Type F1158 ..	Jet Provost 4	1 A "

RESTRICTED

RESTRICTED

AIRCRAFT ENGINE AND FLYING INSTRUMENTS, ACCESSORIES AND UNIT SERVICING SPARES

SECTION 6A—cont.

1	2	3	4	5	6	7	8
9065	THERMOMETER	S.149-1-171	1	A	each
8639	THERMOMETER		-40° to + 50°C.	S.63-4-756	1	A	..
2648	THERMOMETER, air intake electrical, transmitting, Mark 2A Indicator, fluorescent		-40°C. to +60°C. Ratiometer type. 24 volts		—	A	..
7896	THERMOMETER, air temperature ..		-70°C. to + 50°C.	S.453-5-25	1	B	..
8236	THERMOMETER, air temperature ..	Twin Pioneer	-20°C. to + 60°C.	227/MV	1	A	..
1981	THERMOMETER, air temperature— Direct reading— Mark 2, luminous		-70°C. to + 50°C.		—	C	..
8554	Spares— Washer, sealing, rubber		2	C	..
3303	Electrical— Sangamo Weston type		-70°C. to + 100°C.	S.63.4.676	—	A	..
3304	Accessories— Bulb		Complete with 20 ft. cables.. ..	S.110G. Form 5	1	C	..
—	Spares— Lead, 20 ft.		Ref. No. 3695		1	—	—
2788	Ring, supporting glass		Sangamo Weston	160244	1	C	each
4697	Sangamo Weston type	S.63.5.872	—	A	..
4696	Accessories— Bulb	S.110G/F16/551	—	C	..
7123	Bulb	S.110G/16/519	—	C	..
7124	Lead	FD.751/13	—	C	..
7125	Lead	FD.751/16	—	C	..
4698	Lead, 11 ft.	FD.751/11	—	B	..
6213	Sangamo Weston type		-10°C. to × 120°C.	S.127.5.147	—	A	..
5217	Accessories— Bulb	S.110G.4.301	—	C	..
3695	Lead, compensating, Type C ..		20 ft. length, complete with socket and nut	FD.751/20	—	C	..

RESTRICTED

RESTRICTED
186

AIRCRAFT ENGINE AND FLYING INSTRUMENTS, ACCESSORIES AND UNIT SERVICING SPARES

SECTION 6A—cont.

1	2	3	4	5	6	7	8
	THERMOMETER, air temperature—						
	<i>cont.</i>						
	Electrical—cont.						
2871	Smith type		Naval aviation only	59/MV/SB	1	A	each
2583	Smith type, fluorescent	Devon C.1	—20°C. to +60°C.	169/MV/SB	—	A	..
2975	Smith type, fluorescent	Devon fitted with Mod. 439, Class S.O.O.	227/MV/SB	—	A	..
	Accessories—		Sangamo Weston				
2976	Bulb		Complete with 9 ft. cable	S.110, Form 5	1	C	..
3025	Spacer	159184	1	C	..
5963	Smith type, fluorescent		—20°C. to +60°C.	169MV	—	A	..
	Electrical transmitting, Mark 2A:		—70°C. to +30°C. Ratiometer type				
1610	12 volt, fluorescent		—	A	..
1611	24 volt, fluorescent		—	A	..
	Accessories—						
1407	Bulb, Mark 2		1	C	..
1408	Plate, adaptor		For fitting Ref. No. 1407		—	C	..
	Spares—						
2787	Glass		Sangamo Weston	159082	1	C	..
2236	Glass		S. Smith and Sons	MV.829	1	C	..
—	Ring, supporting, glass		Sangamo Weston , Ref. No. 2788		1	—	..
2789	Ring, supporting, glass		S. Smith and Sons	MV.181	1	C	..
7121	Outside	Comet 4C	S.63.4.881	—	A	..
4701	Sangamo Weston, fluorescent	S.63.4.386	—	A	..
	Accessories—						
5304	Bulb, 5 in.	S.110G.3.211	—	C	..
4706	Lead, 1 ft.	FD.751/1	—	B	..
4702	Lead, 4½ ft.	FD.751/4½	—	B	..
3786	Sangamo Weston		Balanced bridge type	S.96	—	A	..
7130	THERMOMETER, alternator overheat	Comet 4C	S.63.4.496	—	A	..

RESTRICTED

RESTRICTED

AIRCRAFT ENGINE AND FLYING INSTRUMENTS, ACCESSORIES AND UNIT SERVICING SPARES

SECTION 6A—cont.

1	2	3	4	5	6	7	8
	THERMOMETER, alternator overheat— <i>cont.</i>						
6842	Accessories—						
—	Bulb	S.110G.3.200	—	B	each
—	Lead		Ref. No. 3694		—	—	—
6212	THERMOMETER, anti-icing:— Sangamo Weston	S.32.1.488	—	A	each
4800	THERMOMETER, bomb bay temperature—		S.63-5-802	—	A	..
	Accessories—						
4250	Bulb	S.110G/4-505	9	C	..
1566	Bulb, Mark 3		3	C	..
1775	Bulb, Mark 3A		—	C	..
7239	Bulb, temperature, Mk. 4		Right angled type	S.110G-21-1013	—	C	..
2545	Gasket, rubber	MV.183, Issue 3	1	C	..
1755	Plug		3	C	..
8883	THERMOMETER, cabin air inlet temperature		S.149-1-170	1	A	..
8884	Bulb	S.1106-60-977	1	C	..
7126	THERMOMETER, cabin temperature ..	Comet 4C	S.62-3-206	—	A	..
	Accessories—						
7127	Bulb	S.110G-13-205	—	B	..
7128	Lead	FD.751/2	—	C	..
4700	THERMOMETER, cabin temperature:— Sangamo Weston type	Comet	+50°F. to 100°F.	S.62-3-204	—	A	..
5214	Sangamo Weston type	S.62-3-205	—	A	..
	Accessories—						
5216	Bulb	S.110G.4.300	—	C	..
—	Lead, compensating, Type C		Ref. No. 3695. 20 ft. lengths		—	—	—
6503	Smith type		0°C. to 50°C.	46MV/M	1	A	each

RESTRICTED

RESTRICTED

AIRCRAFT ENGINE AND FLYING INSTRUMENTS, ACCESSORIES AND UNIT SERVICING SPARES

SECTION 6A—cont.

1	2	3	4	5	6	7	8
3023	THERMOMETER, cabin temperature, British Rototherm— Nelson type	Hastings, V.I.P.	252	—	C	each
9103	THERMOMETER, cabin temperature, ratiometer.		S.62-3-235	1	B	„
2868	THERMOMETER, carburettor temperature— Smith type		Naval aviation only	61/MV/SB	1	A	„
2239	THERMOMETER, charge induction temperature, electrical, Mark 2A Indicator, fluorescent		0°C. to 120°C. 24-volt.. .. .		—	A	„
1305	THERMOMETER, cylinder, engine, Mark 1, fluorescent. Accessories:—		0°C. to 350°C.		—	A	„
—	Block, terminal, Type B, 2-way, No. 2		Reference 5CZ/431		—	—	—
—	Lead, compensating, Type A— ..		Constanton and copper. 1.75 ohm resistance.		—	—	—
841	10 ft.		—	C	each
842	20 ft.		—	C	„
—	Lead, compensating, Type B— ..		0.875 ohm resistance		—	—	—
851	10 ft.		—	C	each
852	20 ft.		—	C	„
853	30 ft.		—	C	„
854	40 ft.		—	C	„
—	Lead, compensating, Type C— ..		0.583 ohm resistance		—	—	—
856	10 ft.		—	C	each
857	20 ft.		—	C	„
858	30 ft.		—	C	„
2037	40 ft.		—	C	„
—	Thermocouple		C/w. 5ft. leads. Supplied with engine. See relevant schedule of spare parts.		—	—	—

RESTRICTED

189

RESTRICTED

AIRCRAFT ENGINE AND FLYING INSTRUMENTS, ACCESSORIES AND UNIT SERVICING SPARES

SECTION 6A—cont.

1	2	3	4	5	6	7	8
	THERMOMETER, cylinder, engine, Mark 1, fluorescent—cont.						
	Spares—		Measurements Ltd.				
2538	Glass	AM.697	1	C	each
2541	Screw, terminal		4 B.A., c/hd. with washer	157716	2	C	..
	THERMOMETER, cylinder temperature—						
6349	Mark 1	S.64.3.80	1	C	..
4219	Sangamo Weston type, fluorescent	Beverley, first six aircraft only.	0°C. to 350°C.	S.64 Form 3/179	—	A	..
2079	Smith type, fluorescent	Devon C.1	0°C. to 300°C.	58MV/SB	—	A	..
	Accessories—						
2205	Thermocouple, Sangamo Weston, Type 12A.			1	C	..
6050	Smith type, fluorescent	303MV	—	A	..
	THERMOMETER, de-icing—						
3927	Sangamo Weston		0°C. to 200°C.	S.63.4.591	—	A	..
	Accessories—						
3928	Bulb		6 in. Spec. 110/28	S.110.3.96	3	C	..
7136	Bulb	S.110G.33.636	—	C	..
4703	Indicator		0°C. to 250°C.	S.63.4.811	—	A	..
	Accessories—						
7132	Bulb	S.110G.3.208	—	C	..
—	Bulb, 5 in.		Ref. No. 5304		—	—	—
3693	Lead, compensating, Type A, 6 ft. length.		C/w socket and nut		1	C	each
3694	Lead, compensating, Type B, 12 ft. length.		C/w socket and nut		1	C	..
4705	Lead, connecting, 10 ft.	FD/751/10	—	B	..
4704	Lead, connecting, 17 ft.	FD/751/17	—	B	..
7119	Lead	FD/751/3	—	C	..
	THERMOMETER, dual temperature—						
7133	Sangamo Weston type	Comet 4C	S.127-5-151	—	A	..

RESTRICTED

RESTRICTED

AIRCRAFT ENGINE AND FLYING INSTRUMENTS, ACCESSORIES AND UNIT SERVICING SPARES

SECTION 6A—cont.

1	2	3	4	5	6	7	8
	THERMOMETER, dual temperature—cont. Sangamo Weston type—cont.						
	Accessories—						
7134	Bulb	S.110G-4-200	—	B	each
	Lead		Ref. No. 7119.. .. .		—	—	—
	THERMOMETER, electrical, transmitting, Mark 4—						
4462	Bulb	S.110G.14.522	—	C	each
3684	Bulb, Type A		—	C	..
3685	Bulb, Type B		—	C	..
3686	Bulb, Type C		—	C	..
3681	Indicator, Type A		In 3½ in. S.A.E. case. For air temperature —80°C. to +80°C.		—	A	..
3682	Indicator, Type B		In 2¾ in. S.A.E. case. For air temperature —80°C. to +80°C.		—	A	..
3683	Indicator, Type C		In 2¾ in. S.A.E. case. For general purposes —50°C. to +150°C.		—	A	..
	Accessories—						
3700	Adaptor, ¼ in. B.S.P. × ⅝ in. × 18 t.p.i.		Required with Ref. No. 3684 when replacing American type resistance bulbs.	167874	1	C	..
3697	Bush, locking		For use with Ref. No. 3684 when replacing Ref. Nos. 1775 and 1566.	165469	1	C	..
3699	Bush, locking		For use with Ref. No. 3684 on new installations.	165443	1	C	..
	Caption—		Adhesive, for attachment to glass of indicators, Ref. Nos. 3681, 3682 and 3683.				
3687	'Air'		1	C	..
3688	'Cab'		1	C	..
3689	'Carb'		1	C	..
3690	'Ind'		1	C	..

RESTRICTED

RESTRICTED

AIRCRAFT ENGINE AND FLYING INSTRUMENTS, ACCESSORIES AND UNIT SERVICING SPARES

SECTION 6A—cont.

1	2	3	4	5	6	7	8
	THERMOMETER, electrical, transmitting, Mark 4—cont. Indicator, Type C—cont. Accessories—cont. Caption—cont.		Adhesive, etc.—cont.				
3691	'Oil'		1	C	each
3692	'Rad'		1	C	"
5494	Lead, compensating		8 ft.	FD.751/8	1	C	"
—	Lead, compensating, Type A		Ref. No. 3693		1	—	—
—	Lead, compensating, Type B		Ref. No. 3694		1	—	—
—	Lead, compensating, Type C		Ref. No. 3695		1	—	—
3696	Nut, locking, $\frac{3}{8}$ in. B.S.F.		For use with Ref. No. 3697	165469	1	C	each
3698	Nut, locking, $\frac{1}{4}$ in. B.S.F.		For use with Ref. No. 3699	169206	1	C	"
5458	THERMOMETER, exhaust gas		N.S.	421.M.V.	1	A	"
8815	THERMOMETER, exhaust gas		0–1,000°C.	S218–5–37	2	A	"
4984	THERMOMETER, exhaust gas Accessories—		0–1,000°C. 2 in. flangeless		—	A	"
6915	Thermocouple	H.70/24	1	C	"
6000	THERMOMETER, exhaust gas:— Sangamo Weston type—	S.149.3.18	—	A	" ¹
—	Accessories—						
—	Bracket, mounting, A.V.		Ref. No. 4727		—	—	—
—	Thermocouple, KGL type		Ref. No. 3813		—	—	—
6666	Sangamo Weston type		0–1,000°C.	S.196–1–15	—	A	each
—	Accessories—						
7913	Resistor, adjustable, 20 ohms	R.1098	—	—	—
—	Spares—						
—	Case		Ref. No. 9170		—	—	—
—	Insulator		Ref. No. 9173		—	—	—
9175	Nut, 0 B.A. special terminal	154784	2	C	each
—	Ring, sealing, case		Ref. No. 9171		—	—	—
—	Screw, and washer, assy. terminal		Ref. No. 3664		—	—	—
9176	Shroud, terminal	171894	1	C	each
—	Wire, sealing case		Ref. No. 9172		—	—	—

RESTRICTED

RESTRICTED

AIRCRAFT ENGINE AND FLYING INSTRUMENTS, ACCESSORIES AND UNIT SERVICING SPARES

SECTION 6A—cont.

1	2	3	4	5	6	7	8
	THERMOMETER, exhaust gas—cont.						
7114	Sangamo Weston type	Comet 4C	S.196-1-17	—	A	each
5247	Smith type	417.M.V.	—	A	..
5654	Smith type	419.M.V.	2	A	..
	Accessories—						
7032	Thermocouple	Scout	H.16/42	—	C	..
4650	Smith type	413MV/SB	—	A	..
	Accessories—						
4649	Lead, compensating	F.1003	—	C	..
3373	Smith type	307MV	—	A	..
	Accessories—						
3775	Lead, extension, 10 ft.	F.1005	4	C	..
	Spares—		Naval aviation only.				
4350	Glass	MV.1116	—	C	each
4356	String, black rubber		0.062 in. dia.	1814/102	—	C	length
4349	Washer, packing	MV.666	—	C	each
	THERMOMETER, exhaust gas,						
	Type B—						
	Single pointer—						
1825	Fluorescent		—	A	..
2191	Fluorescent	Vampire, Venom		—	A	..
	Twin pointer—						
1674	Fluorescent		—	C	..
3773	Fluorescent	Meteor 7		—	A	..
	Accessories—						
1677	Compensator, cold junction		For 4 chromel alumel thermocouples in series and 400°C. set up.		—	C	..
	Spares—						
8717	Cover, bakelite	EL.26049/4	1	B	..
1678	Compensator, voltage, Type A, No. 1		For 12 or 24 volt systems		1	A	..
	Spares—						
2542	Cover		City Engineering Co. For complete unit. Complete with captive nuts.		1	C	..

(94755)

RESTRICTED

Z

RESTRICTED

193

AIRCRAFT ENGINE AND FLYING INSTRUMENTS, ACCESSORIES AND UNIT SERVICING SPARES

SECTION 6A—cont.

1	2	3	4	5	6	7	8
	THERMOMETER, exhaust gas, Type B—cont. Twin pointer—cont. Fluorescent— <i>cont</i> Accessories— <i>cont</i> Compensator, voltage, Type A No. 1— <i>cont.</i> Spares— <i>cont</i>						
7398	Mounting, anti-vibration	B/15H/E	—	C	each
2543	Resistance, flat type		29.5 ohm		1	C	"
2544	Resistance, lamp type		Complete with soldered tags		1	C	"
3679	Lead, extension	DQ.51.R.5045	—	A	"
3680	Lead, extension	DQ.51.R.5046	—	A	"
	Lead, extension, Type B—						
1676	7 ft.		—	C	"
1941	10 ft.		—	C	"
6669	10 ft.	Meteor		—	C	"
1942	20 ft.		—	C	"
5430	Thermocouple	H.70/21	—	C	"
3811	Thermocouple, Type B.5*		1	C	"
5452	Thermocouple, Type B.8		—	C	"
—	Thermocouple, Type F.1158		Ref. No. 7512		1	—	"
3813	Thermocouple, K.L.G. Type	H.70/26	—	C	each
	THERMOMETER, exhaust gas, Type C— Fluorescent		0°C. to 800°C.				
3577	Accessories—		8 ohm external resistance		—	A	"
7725	Lead, 10 ft. Alumel	L4-114	1	C	"
7260	Lead, 18 ft. 9 in. Alumel	L4-112	1	C	"
7726	Lead, 80 ft. Alumel	L4-116	1	C	"
7727	Lead, 90 ft. Alumel	L4-110	1	C	"
7721	Lead, 10 ft. Chromel	L3-113	1	C	"
7724	Lead, 18 ft. 9 ins. Chromel	L3-111	1	C	"
7722	Lead, 80 ft. Chromel	L3-115	1	C	"
7723	Lead, 90 ft. Chromel	L3-119	1	C	"
3580	Resistor, adjustable		—	C	"

RESTRICTED

RESTRICTED

AIRCRAFT ENGINE AND FLYING INSTRUMENTS, ACCESSORIES AND UNIT SERVICING SPARES

SECTION 6A—cont.

1	2	3	4	5	6	7	8
	THERMOMETER, exhaust gas, Type C—cont. Fluorescent—cont. Accessories—cont.						
3578	Thermocouple, Type B.6		—	B	..
5460	Thermocouple, Type B.9		—	C	..
	THERMOMETER, exhaust gas, Type GA— Fluorescent	Jet-Provost 3	0°C. to 800°C., red line at 750°C. mark.		—	A	..
6437							
7920	THERMOMETER, exhaust gas, Type GB.	Jet-Provost 4	K.84-80-5222	1	A	..
10803	THERMOMETER, exhaust gas, Type GB.	Jet-Provost 5	S.64-5-350	1	A	..
	THERMOMETER, exhaust gas, Type D— A/G, D/G		0-800°C.				
5548	Fluorescent		0-1000 cc.	S.149.3.101	—	A	..
4723	Fluorescent		2 in. flangeless case	S.149.2.17	—	A	..
5058	Fluorescent		0-800°C. Naval aviation only ..	S.149.3.14	—	A	..
	Accessories—						
4724	Potentiometer		D.C. system	S.144.3.43	—	A	..
4725	Potentiometer		A.C. system	S.144.4.38	—	A	..
5549	Potentiometer		A.C. 0-1000 cc.	S.144.4.42	—	A	..
	Spares—		For Ref. Nos. 4724, 4725 and 5549.				
4742	Adaptor, flange	SW.167874	—	C	..
4726	Bracket, mounting, A.V.		For D.C. system	FD.1013	—	C	..
4727	Bracket, mounting, A.V.		For A.C. system	FD.1014	—	C	..
6175	Gasket, rubber	169847	—	C	..
5902	Mounting, anti-vibration	171818	—	C	..

(94755)

RESTRICTED

195

RESTRICTED

N 2

AIRCRAFT ENGINE AND FLYING INSTRUMENTS, ACCESSORIES AND UNIT SERVICING SPARES

SECTION 6A—cont.

1	2	3	4	5	6	7	8
	THERMOMETER, exhaust gas, Type D—cont. Fluorescent—cont. Accessories—cont. Potentiometer—cont. Spares—cont.						
6177	Mounting, anti-vibration	171591	—	C	each
6174	Valve	169867	—	B	..
6176	Valve	171150	—	C	..
8415	THERMOMETER, exhaust gas temp.		0° to 800°C.	S.452-5-11	1	A	..
8949	THERMOMETER, fuel feed	S.149-1-169	1	A	..
5218	THERMOMETER, fuel temperature— Sangamo Weston type		-30°C. to +70°C.	S.63.4.835	—	A	..
	Accessories—						
5157	Bulb	S.110G.6.597	—	C	..
—	Lead, compensating, Type C		Ref. No. 3695	—	—	—	—
5307	Sangamo Weston type		-50°C. to +100°C.	S.6.34.887	—	A	each
	Accessories—						
5308	Bulb, resistance	S.110G.3.625	—	C	..
5082	Sangamo Weston type		-60°C. to +50°C.	S.63-4-848	—	A	..
	Accessories—						
—	Bulb		Ref. No. 5304	—	—	—	—
7118	Bulb	S.110-54-100	—	C	each
4694	Bulb	S.110G.4.3½	—	C	..
—	Lead		Ref. No. 7119	—	—	—	—
4695	Lead, 15 ft.	FD.751/15	—	B	each
6577	THERMOMETER (H.T.P.), A.P.U. tank		High test peroxide	S.149-1-136	1	A	..
8868	THERMOMETER, jet pipe temperature		S.196-1-27	1	A	..

RESTRICTED

RESTRICTED

AIRCRAFT ENGINE AND FLYING INSTRUMENTS, ACCESSORIES AND UNIT SERVICING SPARES

SECTION 6A—cont.

1	2	3	4	5	6	7	8
3229	THERMOMETER, oil and radiator temperature— Sangamo Weston type, fluorescent ..		Naval aviation only	S.62 Form 3	—	A	each
7115	THERMOMETER, oil pressure and temperature— Accessories— Bulb Transmitter	Comet 4C Ref. No. 1566 Ref. No. 5619	PW.11/2/ADR	—	A	„
8869	THERMOMETER, oil temperature	S.149-1-302	1	A	each
2126	THERMOMETER, oil temperature— Smith type— Indicator, fluorescent	54MV	—	A	„
4278	Twin dial	S.127/37	—	A	„
1479	THERMOMETER, oil temperature, electrical— Mark 2A— 24 volt, fluorescent Spares— Glass Glass Ring, supporting, glass Ring, supporting, glass		Ratiometer type, 0°C. to 120°C. Ref. No. 2787 Ref. No. 2236 Ref. No. 2788 Ref. No. 2789		—	A	„
4141	Sangamo Weston type	Heron	S.127/5/72	—	A	each
5655	Sangamo Weston type	S.149/1/45	2	A	„
2872	Smith type		Naval aviation only	84/MV/SB	1	A	„
—	Spares— Ring, spacer		Naval aviation only. Ref. No. 2940		1	—	—
—	Washer, packing		Ref. No. 2252		1	—	—

RESTRICTED

197

RESTRICTED

AIRCRAFT ENGINE AND FLYING INSTRUMENTS, ACCESSORIES AND UNIT SERVICING SPARES

SECTION 6A—cont.

1	2	3	4	5	6	7	8
	THERMOMETER, oil temperature, transmitting—						
	Mark 1A—		0°C. to 100°C.				
	5 ft. capillary—						
284	Luminous		—	A	each
	10 ft. capillary—						
1306	Fluorescent		Naval aviation only		—	A	..
155	Luminous		—	A	..
	20 ft. capillary						
1308	Fluorescent		—	A	..
	Spares—						
2530	Bezel, black	15-751	1	C	..
2547	Clip, capillary	1-4670	2	C	..
3230	Pointer, fluorescent	IN.1374	1	—	—
3231	Pointer, luminous	Z.7082	1	C	each
2536	Washer, copper, type 1	2563	1	C	..
—	Washer, copper		Reference 28W/5106		—	—	—
—	Washer, paper		Ref. No. 2548		1	—	—
8705	THERMOMETER, outside temperature—		S.149-1-223	1	A	each
	Accessories—						
8706	Bulb	S.472-65-11	1	B	..
8707	Bulb	S.110G-65-983	1	B	..
8708	Bulb	S.110G-60-1021	1	B	..
8881	THERMOMETER, outside temperature—		S.149-1-245	1	A	..
	Accessories—						
8882	Bulb	S.110G-61-978	1	C	..
	THERMOMETER, radiator, electrical—						
	Mark 2A—						
1565	24 volt fluorescent		—	A	..
	Accessories—						
—	Bulb, Mark 3		Ref. No. 1566		1	—	—
—	Bulb, Mark 3A		Ref. No. 1775		1	—	—
—	Plug		Ref. No. 1755		1	—	—

RESTRICTED

RESTRICTED

AIRCRAFT ENGINE AND FLYING INSTRUMENTS, ACCESSORIES AND UNIT SERVICING SPARES

SECTION 6A—cont.

1	2	3	4	5	6	7	8
	THERMOMETER, radiator, electrical— <i>cont.</i>						
	Mark 2A—cont.						
	Spares—						
—	Gasket, rubber		Ref. No. 2545		1	—	—
—	Glass		Ref. No. 2787		1	—	—
—	Glass		Ref. No. 2236		1	—	—
—	Ring, supporting, glass		Ref. No. 2788		1	—	—
—	Ring, supporting, glass		Ref. No. 2789		1	—	—
	THERMOMETER, radiator, transmitting—						
	Mark 8H—		40°C. to 140°C.				
1313	20 ft. capillary, fluorescent		Naval aviation only		—	A	each
	Spares—						
—	Bezel		Ref. No. 2530		1	—	—
—	Washer, copper, Type 1		Ref. No. 2536		—	—	—
—	Washer, copper, Type 2		Reference 28W/5106		—	—	—
8741	THERMOMETER, total head		Penny and Giles	D.1726	1	A	each
6849	THERMOMETER, turbine inlet		60°C. to 800°C.	S.218.5.15	—	A	,,
	THRUST-METER ASSEMBLY—						
	Consisting of—						
8688	Thrust-computer	7813-01000	1	A	,,
8687	Thrust, indicator, r.p.m.	7812-01000	1	A	,,
8689	Transducer, engine pressure	7814-01000	1	A	,,
5656	TORQUE GAUGE	S.149.1.46	2	A	,,
6581	TORQUEMETER	Bristol 192	KDG/AD/68, Mk. 2	2	A	,,
8285	TORQUEMETER	S.63-5-1276	1	A	,,

RESTRICTED

RESTRICTED
199

AIRCRAFT ENGINE AND FLYING INSTRUMENTS, ACCESSORIES AND UNIT SERVICING SPARES

SECTION 6A—cont.

1	2	3	4	5	6	7	8
8816	TORQUEMETER	PW.523PG	1	A	each
3374	TORQUEMETER		Naval aviation only		—	A	„
5256	TORQUEMETER		Naval aviation only	S.63.4.699	—	A	„
5898	Accessories— Transmitter	S.122.4.53	—	A	„
8987	TORQUEMETER, electronic— Consisting of—			TM. 5-3	1	A	„
8891	Indicator	090-DQ-102	1	A	„
9092	Matched set of parts		—	—	—
	Comprising—						
8989	Electronic unit	090-AT-203	1	A	each
8988	Transducer	090-AR.201	1	A	„
8990	Tray and junction	090-AR.215	1	A	„
5490	TORQUEMETER, engine		Range 0/1,000 p.s.i., 100 ft. capillary	02115/100/F.	4	A	„
6501	TORQUEMETER, Smith type	660PG	4	A	„
	Accessories—						
6801	Transmitter, torque pressure	1004GP/SB	—	A	„
	Spares—						
9134	Cover, terminal	PG.2940	1	C	„
9132	Mounting, anti-vibration	577PG.	1	C	„
9133	Screw, break head, special	PG.2759	3	C	„
9136	Screw, set, special	KM.167	3	C	„
9135	Washer, sealing, cover	PG.3632	1	C	„
9137	Washer, tab	K.4556	3	C	„
8156	TORQUEMETER	Wessex 2	S.453.5.27	1	A	„
8257	Transmitter	Wessex 2	S.122-1-106	1	A	„
9467	TRANSDUCER	D.2401	1	A	„
10432	TRANSDUCER, differential pressure	D.3457/2	1	A	„

RESTRICTED

200

RESTRICTED

AIRCRAFT ENGINE AND FLYING INSTRUMENTS, ACCESSORIES AND UNIT SERVICING SPARES

SECTION 6A—cont.

1	2	3	4	5	6	7	8
9605	TRANSMITTER	M.1758/L/SC	1	A	each
8576	TRANSMITTER	893FL/BU	1	A	..
10560	TRANSMITTER	MAH/4920	1	A	..
7895	TRANSMITTER	S.132-1-16	1	A	..
8810	TRANSMITTER	1131PG/CP/55	1	A	..
8817	TRANSMITTER	1132PG/CP	2	A	..
8832	TRANSMITTER	S.122-4-30	3	A	..
2680	TRANSMITTER		For single meter. Naval aviation only.	DW/114	—	A	..
	TRANSMITTER:—						
7889	0-100 lb. p.s.i.	S.122-8-77	1	A	..
7869	0-6,000 lb. p.s.i.	S.122-6-85	1	A	..
	TRANSMITTER:—						
7885	Aileron position , port and elevator ..		For Spares see page 140. (Ref. Nos. 9340 to 9351 incl.).	839/FL/BU	1	A	..
7884	Aileron trim and bias		Position starboard and rudder ..	838/FL/BU	1	A	..
6429	Air speed	1081/PG	2	A	..
	Air speed—						
4556	Aileron	Vulcan	791PG	1	A	..
6007	Elevator	Vulcan 2	1028PG	1	A	..
4555	Elevator	Vulcan	729PG	1	A	..
4554	Rudder	Vulcan	728PG	1	A	..
4557	Rudder	Victor	731PG	1	A	..
8872	Brake	S.122-6-64	1	A	..
	Spares—						
9178	Cover, end	172708	1	C	..

RESTRICTED

RESTRICTED
201

AIRCRAFT ENGINE AND FLYING INSTRUMENTS, ACCESSORIES AND UNIT SERVICING SPARES

SECTION 6A—cont.

1	2	3	4	5	6	7	8
	TRANSMITTER—cont.						
	Brake—cont.						
	Spares—cont.						
—	Screw, 6 B.A., hex. hd., special		Ref. No. 9180		—	—	—
9179	Washer, sealing cover		173247	1	C	each
10288	Fuel	Sioux, AH, Mark 1	439212	2	A	"
9194	Fuel flow	1P-32-R	1	A	"
9592	Fuel pressure	S.122-1-120	1	A	"
9270	Fuel pressure	S.122-1-113	1	A	"
8702	Fuel pressure	1169PG/BU	1	A	"
7867	High pressure		0-4,000 lb. p.s.i.	S.122-6-63	1	A	"
	Spares—						
—	Cover, end		Ref. No. 9178		—	—	—
—	Screw, 6 B.A., hex. hd., special		Ref. No. 9180		—	—	—
—	Washer, sealing cover		Ref. No. 9179		—	—	—
9615	Oil pressure	S.122-1-114	1	A	each
9616	Oil pressure	S.122-1-115	1	A	"
7261	Oil pressure	S.122-1-67	—	A	"
7275	Oil pressure	S.122-1-75	—	A	"
8252	Oil pressure	Belfast	Mark 101 engine	1092PG/BU	1	A	"
9091	Oil pressure	1130PG	1	A	"
9212	Oil pressure	191PG	1	A	"
9269	Oil pressure	S.122-1-116	1	A	"
8388	Position	S.132-1-18	1	A	"
	Position, Desynn type:—						
9020	Follow-up	Vulcan	906FL	3	A	"
1670	Pressure	Beagle ←	164PG	1	A	"
8431	Pressure	S.122-11-80	1	A	"
8432	Pressure	S.122-11-81	1	A	"
9610	Pressure	1119/PG/CP	12	A	"
	Spares—						
9691	Bellows and spindle assy. ..		For Ref. No. 9610.	PG.3871	1	C	"
9695	Bush (oversize), stator housing		PG.3651	1	C	"
10791	Cap, protective	PG.3609	1	C	"
9686	Cover, end	PG.5015	1	C	"
9692	Gasket, rubber		(Canon plug to body)	PG.3883	1	C	"

RESTRICTED

RESTRICTED

AIRCRAFT ENGINE AND FLYING INSTRUMENTS, ACCESSORIES AND UNIT SERVICING SPARES

SECTION 6A—cont.

1	2	3	4	5	6	7	8
	TRANSMITTER—cont.						
	Pressure—cont.						
	Spares—cont.						
—	Nut, 6B.A., locking-overload stop ..		Reference 28L/755		—	—	—
—	Pin, locking stator		Ref. No. 3720		—	—	—
9696	Plate, clamping, body	PG.1791	1	C	each
10790	Plug, canon	40-741-636	1	C	..
9694	Ring assembly, clamp	PG.1790	1	C	..
9687	Ring, sealing, end cover	PG.3889	1	C	..
—	Screw, 4B.A.		Ref. No. 3713		—	—	—
—	Screw, 6B.A., securing		Reference 28S/2810		—	—	—
—	Screw, 8B.A. × 1/4 in., ch. hd., cad. pl.		Reference 28S/9995193		—	—	—
—	Spring, adjuster		Ref. No. 3719		—	—	—
—	Spring, control		Ref. No. 3724		—	—	—
9693	Stator assembly	PG.3893	1	C	each
—	Stop, overload		Ref. No. 3721		—	—	—
5808	Rudder trim		Naval aviation only	815FL.	1	A	each
9618	Temperature	Hunter 9, Audio	EF.87771/12/3	1	A	..
9619	Temperature	Hunter 9, Audio	EF.87771/13/3	1	A	..
8254	Torque pressure	Belfast	Mark 101 engine	113/PTS/80/1	1	A	..
9149	TRANSMITTER UNIT	EF.8114/16	1	A	..
715	TRAP, fuel, Mark 1		—	B	..
	VALVE—						
8967	Indicator, air conditioning	PW.59HSD/BU	1	A	..
8735	Selector, pitot/static	HS.28051/ASO	1	A	..
679	Suction, relief		—	C	..
	Spares:—						
2554	Gauge, plate	AH.125	1	C	..
2555	Ring, snap	AH.127	1	C	..
2556	Spring	AH.132	1	C	..
2557	Valve, seating	AH.126	1	C	..

RESTRICTED

203

RESTRICTED

AIRCRAFT ENGINE AND FLYING INSTRUMENTS, ACCESSORIES AND UNIT SERVICING SPARES

SECTION 6A—cont.

1	2	3	4	5	6	7	8
	VALVE—cont.						
	Suction, relief—cont.						
	Spares—cont.						
2558	Washer	AH.134	1	C	each
2559	Washer, cap	AH.124	1	C	..
2584	VARIOMETER, Type Cosim, R.T.		—	A	..
2585	Capacity assembly		—	C	..
9611	WIPER ASSEMBLY	1840/11	1	C	..
8768	ZERO READER COMPUTER, Type B		19618-0	1	A	..
	Spares—						
8917	Power pack, Type B	19619-0	1	A	..
8918	Relay, sensitive	SK.8232/316	—	—	—
	ZERO READER FLIGHT DIRECTOR		Sperry, Type ZL.2.				
	Consisting of—						
4424	Box, junction, Type B	17751-0	—	A	each
5233	Box, junction, Type C	Valiant, Victor 1, Vulcan I		—	A	..
6125	Box, junction, Type D		—	A	..
6126	Box, junction, Type E		—	A	..
4657	Cable harness set	Comet aircraft only	SK.8862/797	—	A	..
3122	Computer, flight	16601-0	—	A	..
	Accessories—						
4000	Container		1	A	..
	Spares—						
3363	Altitude unit	16607-0	1	A	..
3365	Amplifier, follow-up, complete	16605-0	1	A	..
3985	Chassis	SK.9053-51	1	C	..
3366	Computer, pitch or roll, complete..		16604-0	2	A	..
3894	Fix screw		For Pye sockets	12801-2054	1	C	..
3893	Lockwasher		For Pye sockets	SK.7500-5	1	C	..
3364	Pack, power, complete	16606-0	1	A	..
3989	Panel, front, complete	16602-01	1	C	..

RESTRICTED

RESTRICTED

AIRCRAFT ENGINE AND FLYING INSTRUMENTS, ACCESSORIES AND UNIT SERVICING SPARES

SECTION 6A—cont.

1	2	3	4	5	6	7	8
	ZERO READER FLIGHT DIRECTOR—						
	<i>cont.</i>						
	Consisting of— <i>cont.</i>						
	Computer, flight— <i>cont.</i>						
	Spares— <i>cont.</i>						
3988	Panel, side, L.H.	SK.9053-52	1	C	each
3987	Panel, side, R.H.	SK.9053-47	1	C	"
3990	Panel, top	SK.9053-57	1	C	"
3986	Plate, rear, cover	SK.9053-43	1	C	"
3992	Plug, shorting, and seal assembly	SK.9057-11	1	C	"
5222	Relay, sensitive (R.L.A. & R.L.B.)		SK.8232-18	2	C	"
3991	Ring, modulator	16679-0	2	C	"
5221	Ring, sealing, rubber	SK.9058-226	1	C	"
5232	Computer, mach. Type A		—	A	"
4348	Horizon, gyro, Mark 1		—	A	"
	Accessories—						
5046	Carton, inner		1	A	"
4982	Case, transit		1	A	"
	Spares—						
4400	Bezel	16459-3	1	C	"
4401	Block, terminal	16459-020	1	C	"
4403	Cover, fast erection switch	16459-018	1	C	"
4404	Cover, rear assembly	Q16459-03	1	C	"
4405	Cover, terminal block	16459-37	1	C	"
4406	Dial assembly	E.16440-018	1	C	"
4407	Gasket, bezel	16459-38	1	C	"
5573	Gasket, rear cover	9072-31	1	C	"
			Naval aviation only. Supersedes Ref. No. 4408.				
4409	Knob, fast erection	16440-8	1	C	"
4423	Push rod, fast erection	16459-59	1	C	"
4411	Ring, lock, rear cover	SK.9300-20	1	C	"
4422	Screw, securing, knob	SK.7656-1812	1	C	"
4414	Sleeve, push rod	16440-57	1	C	"
4421	Switch, fast erection	E.16440-60	1	C	"

RESTRICTED

RESTRICTED
205

AIRCRAFT ENGINE AND FLYING INSTRUMENTS, ACCESSORIES AND UNIT SERVICING SPARES

SECTION 6A—cont.

1	2	3	4	5	6	7	8
	ZERO READER FLIGHT DIRECTOR— <i>cont.</i>						
	Consisting of— <i>cont.</i>						
	Horizon, gyro, Mark 1— <i>cont.</i>						
	Spares—		Naval aviation only.				
5065	Cover assembly, fast erection s/w	E.16440-02	1	C	each
5066	Cover, rear assembly	E.18486-01	1	C	"
5064	Push rod, fast erection	E.16440-56	1	C	"
5067	Ring, stiffening, rear cover	9072-65	1	C	"
5035	Horizon, gyro, Mark 3		—	A	"
	Accessories—						
5230	Control, starting, Type A		1	A	"
5798	Horizon, gyro, Mark 4A		—	A	"
6178	Horizon, gyro, Mark 4B		—	A	"
4769	Horizon, gyro, Type K		—	A	"
	Accessories—						
4770	Box, junction		—	C	"
3119	Indicator, cross pointer	16611-0	—	A	"
	Accessories—						
4001	Case, outer		—	A	"
3121	Panel, control	When G4FT compass is used ..	—	A	"
	Accessories—						
—	Case, outer	Ref. No. 4001	1	—	—
	Spares—						
3994	Gasket, cover	SK.9050-45	1	C	each
3995	Gasket, ring, for cover	SK.9050-72	1	C	"
3996	Knob, main switch	16600-08	1	C	"
3997	Knob, pitch and altitude control	166009	2	C	"
3998	Pointer, control knob	SK.9051-11	2	C	"
3359	Plate, back	16609-0	—	A	"
	Spares—						
3993	Grommet, rubber	SK.9060-20	1	C	"
3124	Rack, mounting	16603-0	—	A	"
3551	Selector, course	When G4FT compass is used ..	—	A	"
	Accessories—						
4003	Container		1	—	—

RESTRICTED

RESTRICTED

AIRCRAFT ENGINE AND FLYING INSTRUMENTS, ACCESSORIES AND UNIT SERVICING SPARES

SECTION 6A—cont.

1	2	3	4	5	6	7	8
	ZERO READER FLIGHT DIRECTOR— <i>cont.</i>						
	Consisting of— <i>cont.</i>						
4417	Selector, course/panel control combined.		When G4B compass is used ..	16370-0	—	A	each
	Accessories—						
8951	Computer, blind air connection	SK.9054-13	1	C	"
8952	Computer, instruction label	SK.9054-16	1	C	"
	Spares—						
9621	Plate, calibration	19868-0	1	C	"

RESTRICTED

RESTRICTED

AIRCRAFT ENGINE AND FLYING INSTRUMENTS, ACCESSORIES AND UNIT SERVICING SPARES

SECTION 6A—cont.

INDEX TO REFERENCE NUMBERS

Ref. No.	Page No.	Ref. No.	Page No.	Ref. No.	Page No.	Ref. No.	Page No.	Ref. No.	Page No.	Ref. No.	Page No.	Ref. No.	Page No.	Ref. No.	Page No.	Ref. No.	Page No.	Ref. No.	Page No.
46	137	854	189	1326	57	1670	202	1913	163	2072	30	2161	112	2235	122	2327	130	2477	151
57	183	856	189	1389	170	1674	193	1928	54	2075	112	2168	111	2236	187	2328	129	2478	138
155	198	857	189	1407	187	1676	194	1941	194	2078	182	2176	138	2237	177	2329	130	2479	111
187	183	858	189	1408	187	1677	193	1942	194	2079	190	2178	51	2239	189	2331	130	2480	139
188	183	999	183	1409	161	1678	193	1967	123	2082	7	2179	51	2240	17	2332	130	2481	139
189	183	1004	137	1479	197	1680	169	1968	55	2084	146	2180	51	2241	30	2334	130	2490	161
256	183	1009	54	1483	176	1684	137	1981	186	2085	146	2181	51	2242	30	2335	130	2491	164
284	198	1010	170	1485	175	1686	138	1998	52	2086	155	2182	51	2243	4	2337	129	2494	164
304	112	1012	170	1486	176	1754	31	2002	49	2089	16	2183	51	2244	178	2338	129	2498	164
370	161	1013	170	1487	175	1755	188	2009	50	2092	126	2184	51	2245	5	2340	129	2503	168
387	129	1014	170	1488	176	1775	188	2013	50	2094	182	2185	51	2246	178	2343	138	2505	168
389	163	1015	170	1495	41	1776	122	2028	41	2095	120	2186	51	2247	5	2344	138	2506	168
409	129	1016	170	1496	57	1777	122	2029	55	2096	112	2187	51	2250	6	2347	138	2507	168
432	137	1087	183	1497	137	1778	122	2030	55	2097	31	2188	51	2252	6	2349	139	2508	168
600	129	1150	16	1498	129	1781	122	2031	55	2115	51	2189	51	2254	4	2350	139	2510	168
617	170	1175	114	1504	176	1789	122	2032	55	2119	51	2190	51	2256	6	2354	139	2512	168
632	54	1200	163	1519	129	1791	122	2033	56	2122	183	2191	193	2257	6	2361	18	2513	168
660	54	1209	18	1538	3	1804	149	2037	189	2126	197	2192	55	2262	4	2375	18	2514	169
675	161	1230	123	1543	136	1805	149	2057	55	2131	151	2193	55	2264	4	2380	18	2515	169
679	203	1275	16	1548	168	1820	138	2058	55	2132	151	2197	16	2267	16	2410	176	2517	170
715	203	1292	136	1559	178	1825	193	2059	55	2133	151	2198	55	2271	30	2425	177	2518	170
731	137	1294	136	1560	177	1846	2	2060	55	2134	151	2199	55	2276	30	2439	176	2519	170
759	125	1296	136	1565	198	1855	54	2061	55	2136	149	2200	150	2287	54	2448	184	2520	170
760	169	1298	18	1566	188	1857	41	2062	55	2138	149	2201	55	2293	54	2466	54	2521	170
778	176	1299	176	1590	125	1858	41	2063	55	2148	149	2202	56	2294	41	2467	149	2522	170
780	176	1302	161	1600	122	1860	41	2065	55	2150	150	2203	56	2312	112	2468	54	2523	170
841	189	1305	189	1603	114	1862	31	2066	55	2151	151	2205	190	2314	112	2469	149	2524	170
842	189	1306	198	1610	187	1871	54	2067	55	2153	146	2206	55	2319	115	2470	149	2525	170
851	189	1308	198	1611	187	1874	56	2068	55	2154	145	2216	51	2324	130	2471	149	2526	170
852	189	1313	199	1616	136	1875	56	2069	55	2155	145	2232	135	2325	18	2472	149	2527	170
853	189	1325	56	1651	54	1912	163	2070	55	2157	32	2234	31	2326	130	2473	151	2528	170

(94755)

RESTRICTED

RESTRICTED

AIRCRAFT ENGINE AND FLYING INSTRUMENTS, ACCESSORIES AND UNIT SERVICING SPARES

SECTION 6A—cont.

INDEX TO REFERENCE NUMBERS

Ref. No.	Page No.	Ref. No.	Page No.	Ref. No.	Page No.	Ref. No.	Page No.	Ref. No.	Page No.	Ref. No.	Page No.	Ref. No.	Page No.	Ref. No.	Page No.	Ref. No.	Page No.	Ref. No.	Page No.
2529	170	2628	151	2683	30	2733	75	2787	187	2840	32	2883	113	2964	182	3007	140	3082	49
2530	198	2629	151	2685	122	2734	76	2788	186	2841	32	2884	147	2967	52	3016	72	3087	112
2536	198	2630	151	2686	122	2735	76	2789	187	2842	146	2887	52	2968	52	3017	86	3089	112
2538	190	2631	151	2687	122	2736	75	2790	129	2843	146	2888	52	2975	187	3018	86	3092	56
2541	190	2632	151	2688	122	2737	62	2793	18	2844	656	2889	52	2976	187	3019	86	3093	56
2542	193	2633	151	2689	122	2747	135	2794	18	2845	65	2890	52	2977	50	3020	86	3095	56
2543	194	2634	151	2690	123	2748	161	2800	123	2846	65	2891	52	2978	50	3023	189	3097	56
2544	194	2635	151	2691	123	2753	64	2801	180	2848	64	2892	52	2979	50	3025	187	3098	56
2545	188	2636	151	2692	123	2754	64	2802	31	2849	64	2893	52	2980	50	3027	177	3099	56
2547	198	2637	151	2693	123	2755	64	2803	31	2850	64	2894	52	2981	50	3031	177	3100	56
2548	30	2638	151	2694	123	2756	64	2804	64	2851	64	2895	52	2982	50	3034	177	3101	56
2554	203	2639	16	2695	126	2757	64	2805	64	2852	64	2897	52	2984	50	3038	135	3110	177
2555	203	2643	56	2696	126	2758	64	2806	55	2853	64	2898	52	2985	50	3039	135	3111	118
2556	203	2644	56	2709	3	2759	64	2807	55	2854	64	2899	52	2986	50	3047	5	3117	174
2557	203	2648	186	2710	171	2760	64	2808	55	2855	135	2900	52	2987	50	3048	135	3119	206
2558	204	2649	168	2713	144	2762	63	2811	77	2858	85	2901	52	2988	50	3051	49	3121	206
2559	204	2651	41	2714	116	2763	63	2812	65	2859	85	2902	52	2989	50	3052	49	3122	204
2561	129	2652	41	2715	116	2764	63	2813	73	2860	85	2903	52	2990	50	3053	49	3124	206
2562	144	2653	41	2716	116	2766	63	2814	116	2861	85	2904	52	2991	50	3054	175	3125	40
2572	53	2655	119	2719	41	2767	63	2815	116	2867	31	2905	159	2993	49	3055	132	3126	40
2573	49	2656	119	2720	41	2768	63	2816	124	2868	189	2906	30	2994	49	3056	175	3127	77
2583	187	2665	128	2721	123	2771	123	2820	52	2869	183	2923	124	2995	64	3061	176	3128	77
2584	204	2667	129	2722	57	2772	123	2821	52	2870	116	2924	145	2996	49	3063	131	3129	77
2585	204	2668	146	2723	75	2773	123	2822	52	2871	187	2937	2	2997	49	3064	154	3130	77
2590	147	2670	41	2724	57	2774	123	2823	52	2872	197	2939	2	2998	50	3070	154	3131	77
2591	147	2671	54	2725	76	2775	123	2828	51	2873	121	2943	139	2999	50	3071	154	3139	153
2601	124	2673	113	2726	76	2776	123	2829	51	2874	32	2945	159	3000	51	3072	5	3141	178
2602	140	2675	155	2727	76	2777	123	2830	51	2875	138	2946	179	3001	51	3073	5	3143	179
2603	118	2677	114	2728	76	2778	123	2831	51	2876	132	2947	179	3002	51	3077	49	3144	18
2613	177	2678	163	2729	75	2779	124	2832	52	2878	146	2950	178	3003	50	3078	49	3155	3
2621	115	2679	138	2730	76	2780	75	2833	52	2879	146	2953	178	3004	50	3079	49	3156	3
2626	169	2680	201	2731	76	2782	115	2838	32	2880	178	2958	16	3005	135	3080	49	3157	16
2627	151	2681	30	2732	76	2784	185	2839	32	2881	118	2961	168	3006	135	3081	49	3158	139

RESTRICTED

RESTRICTED
210

AIRCRAFT ENGINE AND FLYING INSTRUMENTS, ACCESSORIES AND UNIT SERVICING SPARES

SECTION 6A—cont.

INDEX TO REFERENCE NUMBERS

Ref. No.	Page No.	Ref. No.	Page No.	Ref. No.	Page No.	Ref. No.	Page No.	Ref. No.	Page No.	Ref. No.	Page No.	Ref. No.	Page No.	Ref. No.	Page No.	Ref. No.	Page No.	Ref. No.	Page No.
3160	144	3208	43	3241	150	3300	165	3372	159	3463	164	3561	63	3627	178	3680	194	3720	117
3161	148	3209	44	3242	111	3303	186	3373	193	3464	164	3563	63	3628	178	3681	191	3721	117
3167	50	3210	44	3243	138	3304	186	3374	200	3465	164	3564	77	3630	178	3682	191	3722	117
3173	50	3211	44	3244	139	3305	171	3375	146	3466	164	3565	77	3631	178	3683	191	3724	116
3174	50	3212	44	3249	161	3309	85	3376	176	3467	164	3567	146	3632	179	3684	191	3726	117
3175	49	3213	44	3250	161	3310	85	3377	121	3468	164	3569	143	3635	159	3685	191	3731	115
3176	49	3214	44	3251	181	3311	85	3380	3	3469	164	3570	74	3636	168	3686	191	3732	115
3177	49	3215	44	3252	181	3312	85	3381	3	3470	164	3571	74	3637	178	3687	191	3734	63
3178	49	3216	43	3253	135	3343	30	3384	165	3471	164	3572	74	3638	4	3688	191	3752	5
3179	49	3217	44	3254	135	3344	180	3388	168	3472	164	3573	74	3640	4	3689	191	3753	5
3180	49	3218	43	3255	3	3346	148	3389	168	3474	164	3576	150	3641	4	3690	191	3756	4
3181	49	3219	43	3256	3	3347	139	3390	168	3475	164	3577	194	3642	4	3691	192	3757	4
3182	49	3220	43	3257	77	3348	140	3391	169	3476	164	3578	195	3643	4	3692	192	3758	5
3183	49	3221	43	3258	77	3349	146	3426	85	3477	164	3580	194	3644	5	3693	190	3759	4
3184	50	3222	43	3259	77	3351	5	3427	85	3478	164	3583	6	3645	4	3694	190	3763	118
3185	50	3223	43	3261	77	3352	4	3437	151	3479	164	3584	6	3646	5	3695	186	3764	118
3186	50	3224	43	3262	77	3353	4	3439	139	3480	164	3586	6	3648	86	3696	192	3765	118
3187	50	3225	43	3264	139	3354	5	3442	74	3481	122	3599	1	3649	86	3697	191	3766	118
3188	50	3226	43	3265	139	3355	5	3443	74	3482	3	3608	18	3650	86	3698	192	3768	118
3189	54	3227	43	3266	139	3356	4	3444	74	3483	54	3610	18	3651	86	3699	191	3771	118
3190	54	3228	43	3268	139	3358	5	3445	74	3485	48	3612	18	3652	86	3700	191	3772	118
3191	177	3229	191	3269	139	3359	206	3447	73	3493	47	3617	177	3653	86	3701	139	3773	193
3192	177	3230	198	3271	146	3360	139	3451	1	3507	48	3618	178	3654	86	3708	138	3775	193
3193	177	3231	198	3272	145	3362	32	3452	41	3508	48	3619	180	3655	86	3710	86	3776	62
3194	177	3234	169	3288	169	3363	204	3453	41	3510	48	3620	178	3656	86	3711	86	3777	62
3195	177	3235	169	3289	41	3364	204	3457	164	3551	206	3621	178	3667	148	3712	116	3778	62
3196	117	3236	169	3292	143	3365	204	3458	164	3552	1	3622	178	3671	119	3713	117	3779	49
3197	18	3237	169	3293	148	3366	204	3459	164	3557	64	3623	178	3672	31	3714	117	3780	115
3198	18	3238	169	3294	117	3367	124	3460	164	3558	64	3624	178	3676	74	3717	117	3781	143
3199	18	3239	169	3295	117	3370	159	3461	164	3559	64	3625	177	3677	31	3718	117	3782	140
3200	129	3240	169	3298	112	3371	159	3462	164	3560	64	3626	178	3679	194	3719	116	3783	147

RESTRICTED

RESTRICTED

AIRCRAFT ENGINE AND FLYING INSTRUMENTS, ACCESSORIES AND UNIT SERVICING SPARES

SECTION 6A—cont.

INDEX TO REFERENCE NUMBERS

Ref. No.	Page No.	Ref. No.	Page No.	Ref. No.	Page No.	Ref. No.	Page No.	Ref. No.	Page No.	Ref. No.	Page No.	Ref. No.	Page No.	Ref. No.	Page No.	Ref. No.	Page No.	Ref. No.	Page No.
3786	187	3842	107	3918	106	3987	205	4023	44	4071	102	4132	18	4175	93	4233	103	4271	160
3787	54	3846	176	3920	106	3988	205	4026	44	4072	102	4133	140	4176	93	4234	103	4272	160
3788	54	3849	131	3921	31	3989	204	4029	44	4073	102	4134	115	4177	93	4235	103	4273	160
3789	32	3850	115	3924	125	3990	205	4030	44	4074	103	4135	56	4178	93	4236	103	4275	56
3790	63	3853	62	3925	125	3991	205	4032	44	4075	103	4136	163	4179	93	4237	103	4276	56
3791	63	3854	62	3927	190	3992	205	4034	44	4076	103	4138	31	4180	94	4238	103	4277	115
3792	63	3856	64	3928	190	3993	206	4035	120	4077	103	4139	31	4181	94	4239	103	4278	197
3793	63	3857	51	3929	147	3994	206	4041	102	4078	103	4140	115	4182	94	4240	103	4279	140
3794	63	3866	85	3930	148	3995	206	4043	102	4079	103	4141	197	4183	94	4241	103	4280	184
3795	63	3868	64	3931	149	3996	206	4046	103	4080	103	4142	184	4184	94	4245	3	4282	124
3796	63	3873	47	3932	112	3997	206	4047	103	4081	103	4143	184	4185	92	4246	16	4283	124
3797	63	3878	62	3933	112	3998	206	4048	103	4082	103	4144	31	4186	92	4247	112	4284	124
3798	63	3879	86	3934	113	4000	204	4049	103	4083	103	4145	53	4187	92	4248	124	4285	124
3799	63	3884	159	3935	113	4001	206	4050	104	4084	103	4146	53	4188	92	4249	124	4286	124
3800	63	3886	159	3936	147	4003	206	4051	104	4085	103	4149	157	4189	92	4250	188	4287	124
3801	64	3887	159	3942	144	4004	165	4052	104	4086	103	4151	166	4190	92	4252	26	4288	123
3810	63	3888	160	3945	131	4006	119	4053	104	4087	102	4154	146	4192	92	4253	26	4289	123
3811	194	3889	160	3950	145	4007	116	4054	104	4088	102	4155	87	4193	93	4255	160	4290	123
3812	121	3890	160	3951	144	4008	44	4055	104	4089	102	4156	55	4194	93	4256	160	4291	26
3813	194	3891	159	3952	30	4009	44	4056	104	4090	102	4157	87	4195	93	4257	160	4295	113
3818	138	3892	159	3953	160	4010	44	4057	104	4091	102	4158	88	4197	93	4258	160	4296	53
3819	138	3893	204	3955	6	4011	45	4058	104	4092	102	4159	88	4198	93	4259	160	4297	184
3820	138	3894	204	3956	5	4012	45	4059	104	4094	102	4160	56	4199	93	4260	160	4298	184
3823	16	3895	53	3963	6	4013	45	4060	104	4095	102	4161	55	4200	93	4261	160	4299	31
3826	40	3896	53	3964	6	4014	45	4061	104	4098	40	4164	89	4201	93	4262	160	4300	31
3827	130	3897	53	3965	6	4015	45	4062	102	4099	117	4167	89	4204	93	4263	160	4301	32
3830	25	3898	53	3966	6	4016	45	4063	102	4100	117	4168	92	4209	89	4264	160	4302	177
3832	25	3899	53	3968	6	4017	45	4064	102	4101	145	4169	93	4210	89	4265	160	4303	43
3835	25	3900	53	3969	6	4018	45	4065	102	4102	150	4170	93	4219	190	4266	160	4304	114
3838	106	3901	53	3971	6	4019	44	4066	102	4122	18	4171	93	4229	32	4267	160	4305	85
3839	107	3902	53	3972	6	4020	44	4067	102	4123	18	4172	93	4230	32	4268	160	4306	85
3840	107	3903	53	3985	204	4021	44	4068	102	4124	18	4173	93	4231	75	4269	160	4307	6
3841	107	3904	45	3986	205	4022	44	4069	102	4130	130	4174	93	4232	74	4270	160	4308	6

RESTRICTED

RESTRICTED

AIRCRAFT ENGINE AND FLYING INSTRUMENTS, ACCESSORIES AND UNIT SERVICING SPARES

SECTION 6A—cont.

INDEX TO REFERENCE NUMBERS

Ref. No.	Page No.	Ref. No.	Page No.	Ref. No.	Page No.	Ref. No.	Page No.	Ref. No.	Page No.	Ref. No.	Page No.	Ref. No.	Page No.	Ref. No.	Page No.	Ref. No.	Page No.	Ref. No.	Page No.
4309	6	4350	193	4400	205	4447	74	4555	201	4602	65	4633	66	4673	159	4706	187	4744	124
4310	72	4356	193	4401	205	4448	72	4556	201	4603	65	4634	66	4674	159	4707	66	4748	115
4311	74	4357	165	4403	205	4455	150	4557	201	4604	65	4635	66	4675	159	4709	146	4749	31
4312	74	4358	165	4404	205	4456	25	4558	131	4605	65	4636	65	4676	159	4713	136	4752	2
4313	74	4359	165	4405	205	4457	73	4559	57	4606	65	4637	65	4677	159	4714	136	4753	140
4314	74	4361	128	4406	205	4459	2	4571	147	4607	65	4638	65	4678	141	4715	136	4754	154
4315	73	4362	183	4407	205	4462	191	4575	146	4608	65	4639	65	4679	141	4716	136	4755	154
4316	73	4363	128	4409	205	4463	148	4576	165	4609	66	4640	65	4680	175	4717	136	4756	165
4317	73	4369	4	4411	205	4469	90	4577	172	4610	66	4641	65	4681	175	4718	136	4757	53
4318	73	4371	115	4414	205	4470	90	4578	17	4611	66	4643	65	4682	141	4719	136	4758	175
4319	74	4372	115	4416	26	4471	89	4581	167	4612	66	4644	65	4683	175	4720	137	4759	175
4320	123	4378	136	4417	207	4472	89	4582	167	4613	66	4645	23	4684	182	4721	137	4763	130
4321	138	4379	140	4418	73	4473	89	4583	168	4614	66	4649	193	4685	182	4722	137	4764	130
4322	75	4381	73	4420	176	4474	89	4584	65	4615	66	4650	193	4686	182	4723	195	4765	130
4323	75	4382	73	4421	205	4475	89	4585	65	4616	66	4651	32	4687	182	4724	195	4766	131
4324	75	4383	73	4422	205	4476	90	4586	65	4617	66	4652	114	4688	182	4725	195	4767	131
4326	75	4384	73	4423	205	4477	89	4587	65	4618	66	4654	33	4689	182	4726	195	4768	131
4328	75	4385	73	4424	204	4478	89	4588	66	4619	66	4655	33	4690	182	4727	195	4769	206
4329	75	4386	73	4429	145	4479	89	4589	66	4620	66	4657	204	4691	73	4729	48	4770	206
4330	75	4387	73	4430	25	4480	90	4590	66	4621	66	4659	124	4692	125	4730	48	4773	39
4331	75	4388	73	4431	48	4482	90	4591	67	4622	66	4661	124	4694	196	4731	48	4775	39
4333	51	4389	73	4433	48	4483	90	4592	67	4623	66	4662	72	4695	196	4732	48	4776	40
4334	115	4390	74	4434	62	4484	90	4593	67	4624	66	4663	73	4696	186	4733	48	4777	40
4335	115	4391	74	4435	57	4485	90	4594	67	4625	66	4664	72	4697	186	4734	48	4778	40
4342	53	4392	74	4438	107	4530	31	4595	67	4626	66	4665	72	4698	186	4735	48	4779	40
4343	56	4393	123	4441	72	4534	86	4596	67	4627	66	4666	72	4700	188	4736	48	4780	40
4345	33	4394	123	4442	72	4535	86	4597	67	4628	66	4667	72	4701	187	4737	48	4781	40
4346	33	4395	140	4443	73	4536	86	4598	67	4629	66	4668	72	4702	187	4738	48	4782	40
4347	125	4396	140	4444	73	4541	148	4599	67	4630	66	4669	159	4703	190	4739	43	4783	40
4348	205	4397	145	4445	73	4553	75	4600	67	4631	66	4670	159	4704	190	4741	148	4784	40
4349	193	4399	136	4446	73	4554	201	4601	67	4632	66	4671	159	4705	190	4742	195	4785	40

RESTRICTED

RESTRICTED

AIRCRAFT ENGINE AND FLYING INSTRUMENTS, ACCESSORIES AND UNIT SERVICING SPARES

SECTION 6A—cont.

INDEX TO REFERENCE NUMBERS

Ref. No.	Page No.	Ref. No.	Page No.	Ref. No.	Page No.	Ref. No.	Page No.	Ref. No.	Page No.	Ref. No.	Page No.	Ref. No.	Page No.	Ref. No.	Page No.	Ref. No.	Page No.	Ref. No.	Page No.
4786	40	4841	142	4885	37	4926	33	4970	76	5048	38	5089	159	5128	46	5169	150	5256	200
4787	40	4842	142	4887	37	4927	33	4971	76	5049	38	5090	4	5129	47	5170	143	5257	77
4788	40	4843	142	4888	37	4928	33	4972	76	5050	38	5091	4	5130	47	5171	149	5258	77
4789	40	4844	142	4889	37	4929	36	4973	76	5051	38	5092	4	5131	46	5173	145	5259	77
4790	40	4845	142	4890	37	4930	36	4974	76	5052	35	5093	4	5132	46	5177	160	5260	77
4791	40	4846	142	4891	37	4931	36	4975	76	5053	35	5094	4	5133	46	5178	141	5261	78
4792	40	4847	142	4893	38	4932	34	4976	76	5054	35	5095	5	5135	46	5179	141	5262	78
4793	39	4848	142	4894	38	4933	34	4977	76	5055	35	5098	5	5136	46	5181	2	5263	78
4794	40	4849	142	4895	38	4934	34	4978	76	5056	33	5099	5	5137	46	5183	16	5264	78
4795	40	4854	142	4896	38	4935	34	4979	76	5058	195	5100	5	5138	46	5184	16	5265	78
4799	47	4855	142	4897	38	4936	34	4980	76	5059	38	5101	135	5139	46	5185	154	5266	77
4800	188	4862	37	4898	38	4937	34	4981	76	5060	169	5103	44	5140	46	5207	155	5267	78
4801	7	4863	37	4899	38	4938	34	4982	205	5063	134	5104	44	5143	46	5209	126	5268	78
4802	181	4864	37	4900	38	4939	34	4983	3	5064	206	5105	175	5144	46	5210	126	5269	78
4803	141	4865	37	4902	38	4942	34	4984	192	5065	206	5106	112	5145	46	5212	155	5270	78
4804	141	4866	37	4903	35	4945	34	4985	172	5066	206	5107	112	5146	46	5213	155	5271	78
4805	141	4867	37	4904	35	4946	34	4989	176	5067	206	5108	106	5147	46	5214	188	5272	78
4806	141	4868	37	4905	35	4948	34	4991	52	5068	5	5109	106	5148	46	5216	188	5273	78
4816	125	4869	37	4906	35	4949	34	4992	65	5069	6	5110	106	5149	46	5217	186	5274	78
4817	53	4870	37	4907	35	4950	35	4993	65	5070	5	5111	106	5150	46	5218	196	5275	106
4818	144	4871	37	4908	35	4951	35	4994	65	5071	5	5112	106	5151	46	5219	33	5276	106
4821	145	4872	37	4910	35	4952	35	4996	34	5072	5	5113	106	5152	46	5220	148	5277	106
4824	124	4873	37	4911	35	4953	35	5027	166	5073	5	5114	106	5153	46	5221	205	5292	120
4825	1	4874	37	4912	35	4954	35	5028	166	5074	5	5115	106	5154	45	5222	205	5293	76
4832	3	4875	37	4914	35	4955	34	5029	166	5075	5	5116	106	5155	114	5230	206	5294	76
4833	16	4876	37	4917	35	4956	34	5030	56	5076	5	5117	166	5157	196	5232	205	5295	76
4834	3	4877	37	4919	35	4958	34	5032	143	5077	53	5118	40	5158	172	5233	204	5296	76
4835	138	4878	37	4920	35	4959	37	5035	206	5078	148	5122	46	5159	136	5234	154	5297	76
4836	138	4879	37	4921	34	4960	37	5037	120	5082	196	5123	46	5160	137	5235	48	5298	76
4837	142	4880	37	4922	33	4961	36	5040	3	5083	86	5124	46	5161	147	5236	179	5299	148
4838	142	4881	37	4923	33	4962	33	5044	89	5084	131	5125	46	5162	145	5237	18	5300	113
4839	142	4882	37	4924	34	4964	172	5046	205	5087	175	5126	46	5164	140	5247	193	5301	113
4840	142	4883	37	4925	34	4966	163	5047	120	5088	159	5127	47	5165	148	5255	144	5304	187

RESTRICTED

RESTRICTED

AIRCRAFT ENGINE AND FLYING INSTRUMENTS, ACCESSORIES AND UNIT SERVICING SPARES

SECTION 6A—cont.

INDEX TO REFERENCE NUMBERS

Ref. No.	Page No.	Ref. No.	Page No.	Ref. No.	Page No.	Ref. No.	Page No.	Ref. No.	Page No.	Ref. No.	Page No.	Ref. No.	Page No.	Ref. No.	Page No.	Ref. No.	Page No.	Ref. No.	Page No.
5306	124	5342	143	5416	166	5460	195	5514	163	5566	78	5605	88	5650	146	5690	98	5736	97
5307	196	5343	131	5418	1	5463	3	5515	163	5568	78	5606	88	5653	151	5691	98	5737	97
5308	196	5352	64	5421	20	5464	3	5516	163	5569	78	5607	88	5654	193	5692	98	5738	94
5309	50	5353	65	5422	7	5465	3	5524	135	5570	78	5608	88	5655	197	5693	98	5739	94
5310	50	5354	65	5423	44	5466	145	5525	121	5571	78	5609	88	5656	199	5694	98	5740	94
5311	120	5371	89	5424	44	5472	25	5526	132	5572	139	5610	88	5657	89	5695	98	5743	94
5312	127	5372	90	5425	44	5473	24	5534	30	5573	205	5611	88	5658	94	5696	98	5744	94
5314	38	5373	90	5426	44	5475	21	5535	90	5574	56	5612	88	5659	90	5697	98	5745	94
5315	33	5375	90	5427	44	5476	21	5536	90	5575	116	5613	88	5660	90	5698	98	5746	95
5316	33	5376	90	5428	44	5478	21	5537	90	5576	87	5614	88	5667	94	5699	98	5747	95
5317	33	5377	91	5430	194	5479	21	5539	144	5577	133	5615	88	5669	97	5700	99	5748	95
5318	33	5378	91	5431	45	5480	20	5540	55	5580	133	5616	88	5670	98	5701	99	5749	95
5319	34	5379	91	5432	45	5481	20	5541	120	5582	133	5617	88	5671	97	5702	99	5750	95
5320	35	5380	91	5433	45	5482	21	5543	155	5583	133	5619	116	5672	97	5703	99	5751	95
5321	166	5384	90	5434	45	5483	21	5545	150	5586	167	5621	149	5673	97	5704	99	5752	95
5322	166	5385	90	5435	46	5484	21	5546	160	5588	133	5622	149	5674	98	5705	99	5754	95
5323	166	5386	90	5436	46	5485	120	5547	150	5590	113	5626	167	5675	98	5706	99	5755	95
5325	165	5387	90	5441	31	5489	140	5548	195	5591	47	5627	167	5676	98	5707	99	5756	95
5326	3	5388	90	5442	113	5490	200	5549	195	5592	47	5628	85	5677	98	5708	94	5757	95
5327	145	5389	90	5443	113	5494	192	5553	77	5593	46	5629	85	5678	98	5711	94	5758	95
5328	143	5390	90	5445	114	5495	174	5554	77	5594	46	5630	85	5679	98	5715	96	5759	95
5329	35	5391	94	5446	6	5499	21	5555	77	5595	121	5631	85	5680	98	5716	96	5763	95
5330	36	5393	332	5447	131	5501	20	5557	78	5596	115	5632	85	5681	98	5717	97	5764	95
5333	36	5400	173	5448	137	5502	20	5558	78	5597	120	5639	27	5682	98	5719	97	5765	95
5334	36	5401	19	5449	119	5503	21	5559	78	5598	117	5640	27	5683	98	5720	97	5766	95
5335	36	5402	20	5450	17	5504	21	5560	78	5599	88	5641	27	5684	98	5723	97	5767	95
5336	36	5410	20	5451	86	5505	21	5561	78	5600	88	5645	86	5685	98	5724	97	5768	96
5337	36	5411	138	5452	194	5506	21	5562	78	5601	88	5646	86	5686	98	5725	97	5769	96
5338	36	5412	138	5453	120	5511	163	5563	78	5602	88	5647	86	5687	98	5728	97	5770	96
5339	36	5414	166	5454	112	5512	163	5564	78	5603	88	5648	86	5688	98	5729	97	5771	96
5340	36	5415	166	5458	192	5513	163	5565	78	5604	88	5649	115	5689	98	5733	97	5772	96

RESTRICTED

RESTRICTED

AIRCRAFT ENGINE AND FLYING INSTRUMENTS, ACCESSORIES AND UNIT SERVICING SPARES

SECTION 6A—cont.

INDEX TO REFERENCE NUMBERS

Ref. No.	Page No.	Ref. No.	Page No.	Ref. No.	Page No.	Ref. No.	Page No.	Ref. No.	Page No.	Ref. No.	Page No.	Ref. No.	Page No.	Ref. No.	Page No.	Ref. No.	Page No.	Ref. No.	Page No.
5773	94	5814	28	5866	91	5908	102	5953	25	5992	79	6057	98	6136	39	6176	196	6211	147
5775	95	5815	28	5867	92	5909	150	5954	25	5993	79	6058	98	6137	39	6177	196	6212	188
5776	96	5816	35	5868	92	5911	116	5955	26	5994	79	6059	98	6138	38	6178	206	6213	186
5780	96	5817	36	5869	91	5912	116	5956	25	5995	79	6060	98	6139	39	6180	133	6214	143
5781	96	5818	35	5870	91	5918	87	5957	26	5996	167	6062	96	6140	39	6181	133	6216	131
5782	96	5819	36	5871	91	5919	87	5958	26	5997	155	6082	95	6141	39	6182	133	6217	71
5783	96	5820	35	5872	92	5920	87	5959	169	5998	141	6087	99	6142	39	6183	39	6218	71
5784	96	5821	36	5873	91	5921	87	5960	175	5999	137	6094	155	6143	39	6184	143	6223	71
5785	96	5822	36	5875	91	5922	39	5961	141	6000	192	6096	106	6144	39	6185	89	6224	72
5786	96	5823	36	5876	92	5923	38	5963	187	6001	117	6097	87	6145	39	6186	93	6225	72
5787	94	5824	36	5877	92	5924	86	5965	143	6003	131	6098	125	6146	38	6187	89	6226	71
5788	94	5826	1	5878	91	5925	86	5966	24	6004	131	6099	167	6147	38	6188	89	6227	72
5789	94	5827	1	5879	92	5926	87	5967	139	6005	131	6100	167	6148	38	6189	89	6228	72
5790	94	5828	1	5880	92	5927	87	5968	31	6006	131	6101	148	6149	38	6190	89	6229	72
5791	94	5829	1	5881	92	5928	87	5972	27	6007	201	6103	166	6150	38	6191	89	6230	72
5792	95	5830	1	5882	92	5929	87	5973	54	6009	9	6108	54	6151	39	6192	89	6231	72
5793	95	5831	1	5883	92	5930	87	5974	175	6011	143	6112	175	6152	39	6193	92	6232	72
5794	95	5832	1	5884	92	5931	87	5975	129	6022	155	6114	121	6153	38	6194	92	6233	72
5795	95	5834	153	5885	92	5932	87	5976	137	6023	112	6115	121	6154	38	6195	92	6234	72
5796	183	5843	45	5886	91	5933	112	5977	78	6026	131	6116	93	6155	39	6196	92	6235	4
5798	206	5844	45	5887	89	5938	145	5979	79	6027	30	6117	93	6156	39	6197	92	6236	4
5800	35	5849	47	5888	89	5941	114	5980	79	6039	40	6118	93	6157	39	6198	92	6237	4
5801	34	5851	47	5889	89	5942	146	5981	79	6040	40	6119	93	6160	27	6199	92	6238	119
5802	34	5852	119	5890	89	5943	165	5982	79	6041	40	6120	93	6161	117	6200	92	6244	47
5803	34	5853	64	5891	89	5944	3	5983	79	6042	40	6121	93	6163	97	6201	92	6245	47
5805	24	5854	89	5894	21	5945	25	5984	79	6046	137	6122	93	6164	87	6202	91	6246	47
5806	24	5855	23	5897	115	5946	25	5985	79	6047	157	6125	204	6165	87	6203	91	6247	47
5807	24	5858	2	5898	200	5947	25	5986	79	6049	112	6126	204	6166	87	6204	91	6248	47
5808	203	5859	140	5902	195	5948	25	5987	79	6050	190	6128	135	6167	87	6205	91	6249	47
5810	137	5860	146	5904	3	5949	25	5988	79	6053	119	6131	128	6168	87	6206	91	6252	47
5811	24	5863	166	5905	3	5950	25	5989	79	6054	112	6132	106	6173	112	6207	91	6253	47
5812	28	5864	167	5906	104	5951	26	5990	79	6055	90	6134	38	6174	196	6208	91	6254	47
5813	28	5865	91	5907	104	5952	25	5991	79	6056	97	6135	38	6175	195	6210	141	6255	47

RESTRICTED

RESTRICTED

AIRCRAFT ENGINE AND FLYING INSTRUMENTS, ACCESSORIES AND UNIT SERVICING SPARES

SECTION 6A—cont.

INDEX TO REFERENCE NUMBERS

Ref. No.	Page No.	Ref. No.	Page No.	Ref. No.	Page No.	Ref. No.	Page No.	Ref. No.	Page No.	Ref. No.	Page No.	Ref. No.	Page No.	Ref. No.	Page No.	Ref. No.	Page No.	Ref. No.	Page No.
6256	48	6307	77	6353	96	6414	95	6484	92	6565	23	6629	94	6664	150	6728	161	6859	118
6257	47	6310	71	6354	96	6415	94	6485	166	6566	148	6631	42	6665	173	6729	161	6860	153
6258	47	6311	125	6355	96	6416	95	6486	166	6567	149	6632	42	6666	192	6730	161	6861	157
6259	47	6313	90	6356	96	6417	95	6487	166	6568	143	6633	42	6669	194	6731	161	6863	157
6263	47	6314	91	6357	96	6418	95	6488	144	6570	113	6634	42	6671	74	6767	165	6864	165
6264	47	6315	91	6358	96	6419	94	6489	133	6571	113	6635	42	6672	74	6773	161	6865	126
6266	48	6316	91	6359	96	6420	95	6490	14	6572	126	6636	42	6673	74	6774	161	6866	157
6267	3	6317	91	6360	97	6422	23	6491	121	6573	126	6637	42	6674	74	6796	22	6870	41
6268	36	6318	91	6361	96	6423	23	6492	146	6574	126	6638	42	6675	74	6797	22	6871	41
6269	34	6319	91	6362	96	6424	23	6493	146	6575	142	6639	42	6676	74	6798	22	6872	137
6270	36	6320	91	6363	97	6425	23	6496	150	6577	196	6640	42	6677	168	6799	22	6874	102
6271	36	6321	90	6364	97	6426	183	6497	173	6578	125	6641	42	6678	168	6800	119	6875	102
6272	36	6322	77	6365	97	6427	97	6498	173	6581	199	6642	42	6679	168	6801	200	6876	42
6273	36	6323	26	6366	97	6428	96	6499	173	6584	127	6643	42	6680	167	6804	115	6877	42
6274	36	6324	26	6367	97	6429	201	6500	119	6585	165	6644	41	6681	167	6809	26	6878	42
6275	36	6325	26	6368	97	6430	102	6501	200	6586	33	6645	42	6682	167	6811	157	6879	42
6276	36	6327	148	6369	97	6431	102	6502	32	6587	24	6646	42	6683	167	6812	102	6880	42
6277	36	6328	90	6370	7	6436	4	6503	188	6590	122	6647	43	6684	167	6818	45	6881	43
6278	36	6329	90	6371	175	6437	195	6504	175	6597	128	6648	43	6685	167	6822	20	6882	43
6279	36	6330	90	6373	21	6439	114	6505	175	6598	114	6649	42	6686	167	6828	19	6883	43
6280	36	6333	90	6375	21	6443	2	6507	89	6599	155	6650	42	6687	167	6842	188	6899	42
6281	36	6340	26	6376	21	6452	78	6510	136	6601	27	6651	42	6693	45	6843	26	6900	42
6291	152	6341	171	6378	119	6453	78	6511	136	6609	133	6652	43	6697	161	6844	26	6904	42
6295	167	6342	171	6379	133	6454	129	6512	136	6614	111	6653	43	6698	147	6847	115	6905	42
6296	167	6343	171	6392	161	6455	129	6539	161	6615	111	6654	43	6719	57	6848	126	6906	42
6300	137	6344	177	6398	105	6461	21	6541	105	6616	77	6655	43	6721	74	6849	199	6907	161
6302	79	6345	71	6404	173	6462	21	6542	134	6619	126	6656	43	6722	74	6850	106	6908	42
6303	79	6349	190	6405	32	6466	21	6546	79	6621	126	6657	43	6723	74	6851	107	6909	42
6304	92	6350	96	6407	132	6468	149	6547	77	6626	94	6658	43	6725	161	6852	107	6910	42
6305	183	6351	96	6408	9	6479	12	6550	134	6627	94	6659	146	6726	161	6853	107	6911	133
6306	77	6352	96	6413	94	6483	30	6564	24	6628	94	6662	173	6727	161	6857	107	6915	192

RESTRICTED

RESTRICTED

AIRCRAFT ENGINE AND FLYING INSTRUMENTS, ACCESSORIES AND UNIT SERVICING SPARES

SECTION 6A—cont.

INDEX TO REFERENCE NUMBERS

Ref. No.	Page No.	Ref. No.	Page No.	Ref. No.	Page No.	Ref. No.	Page No.	Ref. No.	Page No.	Ref. No.	Page No.	Ref. No.	Page No.	Ref. No.	Page No.	Ref. No.	Page No.	Ref. No.	Page No.
6916	161	6974	83	7030	12	7085	70	7125	186	7167	67	7204	69	7238	2	7319	62	7352	60
6917	121	6975	83	7031	162	7086	70	7126	188	7168	68	7205	69	7239	188	7320	62	7353	60
6919	136	6976	83	7032	193	7087	70	7127	188	7169	68	7206	69	7246	67	7321	62	7354	60
6920	136	6977	83	7034	138	7088	70	7128	188	7170	68	7207	69	7247	67	7322	62	7355	60
6921	74	6978	83	7035	138	7089	70	7130	187	7171	68	7208	69	7248	67	7323	62	7356	60
6927	161	6979	83	7036	138	7090	70	7132	190	7172	68	7209	69	7249	67	7324	62	7357	60
6937	161	6980	83	7037	138	7091	70	7133	190	7173	68	7210	68	7250	67	7325	62	7358	60
6943	83	6981	80	7043	135	7092	70	7134	191	7174	68	7211	69	7251	67	7326	62	7359	60
6944	83	6982	80	7055	169	7093	70	7136	190	7175	68	7212	69	7252	67	7327	62	7360	60
6945	83	6984	80	7061	56	7094	70	7137	125	7176	68	7213	69	7253	67	7328	62	7361	60
6946	83	6985	80	7062	70	7095	70	7138	45	7177	68	7214	69	7257	47	7329	62	7362	60
6947	83	6986	80	7063	67	7096	47	7139	45	7178	68	7215	69	7258	15	7330	62	7363	60
6948	83	6987	80	7064	67	7097	154	7140	45	7179	67	7216	69	7260	194	7331	62	7364	60
6949	84	6988	80	7065	67	7098	23	7141	45	7180	68	7217	69	7261	202	7332	62	7365	60
6950	84	6990	80	7066	67	7099	23	7142	45	7183	68	7218	69	7275	202	7333	62	7366	60
6951	84	6991	80	7067	67	7100	147	7143	45	7184	68	7219	69	7279	157	7334	62	7367	60
6952	84	6992	81	7068	67	7101	169	7144	45	7187	68	7220	69	7282	162	7335	62	7368	60
6953	84	6994	81	7069	67	7102	166	7145	45	7188	68	7221	69	7284	121	7336	62	7369	60
6954	84	6995	81	7070	70	7103	134	7146	113	7189	68	7222	69	7285	121	7337	61	7370	60
6955	84	6996	81	7071	70	7104	145	7147	113	7190	68	7223	69	7286	119	7338	61	7371	60
6956	84	6997	81	7072	70	7105	146	7148	113	7191	68	7224	69	7288	133	7339	59	7372	60
6957	84	6998	82	7073	70	7106	162	7149	113	7192	68	7225	69	7293	54	7340	59	7373	60
6958	84	6999	82	7074	70	7107	145	7150	113	7193	68	7226	69	7306	157	7341	59	7374	60
6959	84	7000	82	7075	70	7110	172	7151	113	7194	68	7227	69	7307	15	7342	59	7375	60
6960	83	7001	82	7076	70	7112	112	7152	113	7195	68	7228	69	7310	61	7343	59	7376	60
6961	83	7002	82	7077	70	7113	112	7153	124	7196	68	7229	69	7311	61	7344	59	7377	60
6962	80	7004	82	7078	70	7114	193	7154	124	7197	68	7230	69	7312	61	7345	61	7378	60
6963	80	7005	82	7079	70	7115	197	7155	157	7198	68	7231	69	7313	61	7346	59	7379	61
6964	80	7006	82	7080	70	7118	196	7156	157	7199	68	7232	69	7314	61	7347	59	7380	61
6970	83	7014	165	7081	70	7119	190	7157	157	7200	68	7233	70	7315	61	7348	59	7381	61
6971	83	7021	145	7082	70	7121	187	7161	136	7201	68	7234	70	7316	61	7349	59	7382	61
6972	83	7027	91	7083	70	7123	186	7165	97	7202	68	7235	70	7317	61	7350	59	7383	61
6973	83	7028	137	7084	70	7124	186	7166	41	7203	69	7237	128	7318	61	7351	59	7384	61

RESTRICTED

RESTRICTED

AIRCRAFT ENGINE AND FLYING INSTRUMENTS, ACCESSORIES AND UNIT SERVICING SPARES

SECTION 6A—cont.

INDEX TO REFERENCE NUMBERS

Ref. No.	Page No.	Ref. No.	Page No.	Ref. No.	Page No.	Ref. No.	Page No.	Ref. No.	Page No.	Ref. No.	Page No.	Ref. No.	Page No.	Ref. No.	Page No.	Ref. No.	Page No.	Ref. No.	Page No.
7385	61	7481	79	7528	105	7722	194	7809	22	7856	23	7895	201	8046	7	8251	164	8297	133
7386	61	7482	79	7529	105	7723	194	7810	22	7857	23	7896	186	8055	22	8252	202	8301	107
7387	61	7483	71	7530	105	7724	194	7811	22	7858	141	7897	166	8112	61	8254	203	8302	107
7388	61	7486	72	7531	106	7725	194	7812	22	7859	157	7898	173	8113	61	8256	14	8303	107
7394	121	7489	137	7532	106	7726	194	7813	22	7860	157	7899	15	8114	61	8257	200	8305	110
7395	121	7492	154	7533	106	7727	194	7814	22	7861	134	7900	22	8115	61	8259	151	8306	110
7397	121	7497	80	7534	106	7728	121	7825	22	7862	142	7901	22	8116	61	8268	147	8308	110
7398	194	7498	80	7535	106	7762	3	7826	22	7863	174	7913	192	8117	61	8270	12	8309	110
7405	26	7499	80	7536	106	7777	146	7827	22	7864	2	7919	126	8156	200	8271	10	8310	107
7429	4	7500	81	7538	105	7778	126	7831	22	7865	16	7920	195	8157	125	8272	10	8311	107
7430	126	7501	81	7544	105	7779	147	7832	22	7866	33	7934	114	8165	166	8273	10	8312	107
7431	126	7502	81	7551	154	7785	9	7833	22	7867	202	7935	114	8170	133	8274	11	8313	107
7436	80	7503	81	7554	165	7786	32	7836	140	7868	122	7936	114	8171	162	8275	11	8314	110
7437	80	7506	82	7555	141	7788	147	7838	3	7869	201	7998	141	8195	162	8276	11	8315	110
7443	81	7507	82	7558	122	7789	147	7839	23	7870	121	7999	27	8224	162	8277	11	8316	110
7445	81	7508	82	7674	167	7790	147	7840	23	7871	121	8000	28	8225	162	8278	11	8317	110
7451	81	7509	82	7675	167	7791	147	7841	23	7872	121	8001	28	8226	8	8279	11	8318	110
7452	81	7510	82	7677	154	7792	147	7842	23	7875	174	8002	28	8227	8	8280	133	8319	110
7456	82	7511	82	7678	119	7793	147	7843	23	7876	17	8003	27	8229	72	8281	133	8320	110
7457	82	7512	185	7679	7	7794	147	7844	23	7877	172	8029	127	8230	72	8282	27	8321	110
7465	83	7515	63	7680	7	7795	147	7845	23	7880	144	8030	127	8236	186	8284	27	8322	110
7471	87	7516	62	7681	7	7796	147	7846	23	7882	148	8031	127	8237	59	8285	199	8323	110
7472	87	7517	63	7682	7	7797	147	7847	23	7884	201	8032	127	8238	59	8286	2	8324	110
7473	87	7518	63	7683	7	7798	147	7848	23	7885	201	8033	127	8239	60	8287	103	8325	110
7474	87	7519	63	7684	166	7799	147	7849	23	7887	143	8034	127	8240	60	8288	103	8326	110
7475	87	7521	27	7685	166	7800	2	7850	23	7889	201	8035	127	8241	60	8289	103	8327	110
7476	87	7522	114	7715	32	7801	2	7851	23	7890	155	8036	127	8242	60	8290	102	8328	110
7477	79	7523	162	7718	127	7802	2	7852	23	7891	15	8037	127	8243	61	8291	102	8329	111
7478	79	7525	28	7719	127	7806	22	7853	23	7892	15	8038	127	8248	30	8293	133	8330	111
7479	79	7526	28	7720	25	7807	22	7854	23	7893	162	8039	127	8249	22	8294	133	8331	111
7480	79	7527	104	7721	194	7808	22	7855	23	7894	141	8040	127	8250	164	8296	28	8332	111

RESTRICTED

RESTRICTED

AIRCRAFT ENGINE AND FLYING INSTRUMENTS, ACCESSORIES AND UNIT SERVICING SPARES

SECTION 6A—cont.

INDEX TO REFERENCE NUMBERS

Ref. No.	Page No.	Ref. No.	Page No.	Ref. No.	Page No.	Ref. No.	Page No.	Ref. No.	Page No.	Ref. No.	Page No.	Ref. No.	Page No.	Ref. No.	Page No.	Ref. No.	Page No.	Ref. No.	Page No.
8333	111	8366	109	8404	82	8466	80	8519	81	8585	33	8633	105	8708	198	8757	83	8799	58
8334	111	8367	109	8405	82	8467	80	8520	82	8586	158	8634	105	8709	142	8758	81	8800	58
8335	111	8368	109	8406	82	8468	81	8521	82	8587	15	8635	105	8710	142	8759	150	8801	58
8336	111	8369	109	8412	152	8469	81	8522	82	8588	15	8637	105	8711	184	8765	128	8802	58
8337	111	8370	109	8414	153	8470	81	8523	82	8590	144	8638	105	8717	193	8767	132	8803	59
8338	107	8371	109	8415	196	8471	82	8524	82	8591	136	8639	186	8718	162	8768	204	8804	59
8339	107	8372	109	8416	170	8472	83	8525	82	8592	153	8640	147	8719	15	8769	142	8805	59
8340	107	8373	109	8417	170	8473	83	8526	83	8593	147	8641	148	8720	124	8770	15	8806	127
8341	108	8376	128	8418	121	8474	84	8527	83	8594	148	8642	144	8725	27	8771	15	8807	127
8342	108	8377	128	8419	153	8475	84	8528	150	8595	148	8647	86	8726	27	8772	15	8808	119
8343	108	8378	134	8420	152	8477	162	8529	80	8596	148	8648	86	8727	6	8773	15	8809	119
8344	108	8379	134	8421	152	8478	162	8530	80	8597	172	8649	86	8728	143	8774	15	8810	201
8345	108	8380	152	8423	152	8479	162	8538	134	8598	172	8650	14	8729	143	8775	15	8811	14
8346	108	8381	152	8426	15	8480	162	8548	20	8599	172	8681	173	8730	143	8778	153	8812	142
8347	108	8382	152	8431	202	8481	162	8549	73	8600	172	8682	32	8731	143	8779	58	8814	184
8348	108	8383	152	8432	202	8482	162	8550	73	8601	146	8687	199	8732	15	8780	58	8815	192
8349	108	8384	152	8433	158	8485	162	8551	136	8603	14	8688	199	8733	167	8781	58	8816	200
8350	108	8385	152	8435	134	8486	162	8553	154	8604	155	8689	199	8734	146	8782	58	8817	201
8351	108	8386	152	8436	134	8487	163	8554	186	8605	173	8693	170	8735	203	8783	58	8818	174
8352	108	8387	152	8442	157	8488	163	8556	26	8615	106	8694	170	8738	111	8784	58	8819	173
8353	108	8388	202	8444	141	8490	171	8557	26	8616	106	8695	170	8740	157	8785	58	8820	173
8354	108	8389	165	8445	14	8499	174	8566	80	8619	15	8696	170	8741	199	8786	58	8821	17
8355	108	8390	173	8446	14	8500	80	8567	48	8620	16	8697	24	8742	15	8787	58	8822	134
8356	108	8393	132	8449	148	8501	80	8568	48	8621	105	8698	154	8747	81	8788	58	8823	128
8357	108	8395	80	8452	6	8502	80	8569	48	8622	105	8699	153	8748	81	8789	58	8824	128
8358	108	8396	80	8453	6	8503	80	8570	48	8623	105	8700	141	8749	81	8791	58	8825	171
8359	108	8397	80	8454	6	8504	80	8571	48	8624	105	8701	157	8750	82	8792	58	8826	171
8360	108	8398	80	8458	137	8510	171	8572	48	8625	105	8702	202	8751	82	8793	58	8827	143
8361	108	8399	81	8461	143	8514	81	8573	48	8627	105	8703	152	8752	82	8794	58	8828	158
8362	108	8400	81	8462	6	8515	81	8574	48	8628	105	8704	153	8753	82	8795	58	8830	31
8363	109	8401	81	8463	42	8516	81	8575	48	8629	105	8705	198	8754	83	8796	58	8831	113
8364	109	8402	81	8464	17	8517	81	8576	201	8630	105	8706	198	8755	83	8797	58	8832	201
8365	109	8403	82	8465	146	8518	81	8584	83	8631	105	8707	198	8756	83	8798	58	8835	30

RESTRICTED

RESTRICTED

AIRCRAFT ENGINE AND FLYING INSTRUMENTS, ACCESSORIES AND UNIT SERVICING SPARES

SECTION 6A—cont.

INDEX TO REFERENCE NUMBERS

Ref. No.	Page No.	Ref. No.	Page No.	Ref. No.	Page No.	Ref. No.	Page No.	Ref. No.	Page No.	Ref. No.	Page No.	Ref. No.	Page No.	Ref. No.	Page No.	Ref. No.	Page No.	Ref. No.	Page No.
8836	132	8880	128	8933	17	8969	21	9020	202	9078	132	9136	200	9177	115	9220	101	9251	100
8839	142	8881	198	8934	59	8970	21	9021	145	9079	133	9137	200	9178	201	9221	101	9252	100
8840	16	8882	198	8935	59	8972	17	9022	150	9084	154	9139	134	9179	202	9222	101	9253	100
8841	150	8883	188	8936	59	8973	132	9025	145	9086	153	9140	134	9180	115	9223	101	9254	100
8842	134	8884	188	8937	59	8974	17	9026	167	9087	153	9141	134	9181	150	9224	101	9255	100
8852	145	8886	114	8938	59	8975	17	9027	167	9091	202	9142	134	9182	150	9225	101	9256	100
8853	71	8891	200	8939	59	8976	139	9030	141	9092	200	9143	134	9183	150	9226	101	9257	100
8854	71	8895	57	8940	59	8978	3	9031	24	9094	3	9144	134	9184	150	9227	101	9258	100
8855	71	8896	99	8941	59	8981	105	9032	24	9096	17	9145	134	9185	150	9228	101	9259	101
8856	71	8905	141	8943	21	8986	172	9033	24	9097	96	9146	134	9186	150	9229	101	9260	101
8857	71	8911	150	8944	21	8987	200	9034	24	9098	96	9147	134	9187	150	9230	101	9261	133
8858	71	8913	21	8945	21	8988	200	9035	24	9099	97	9148	134	9188	150	9231	101	9262	162
8859	71	8914	105	8946	21	8989	200	9049	107	9100	97	9149	203	9194	202	9232	101	9263	142
8860	71	8915	105	8947	21	8990	200	9051	110	9102	115	9151	173	9197	100	9233	101	9264	171
8861	71	8916	148	8948	152	9001	138	9052	111	9103	189	9152	102	9198	100	9234	101	9265	169
8862	71	8917	204	8949	196	9002	166	9053	111	9104	143	9153	102	9200	100	9235	101	9267	174
8863	71	8918	204	8950	132	9003	141	9054	111	9112	141	9156	109	9201	100	9236	101	9268	174
8864	71	8919	174	8951	207	9004	15	9062	172	9113	133	9159	109	9202	101	9237	101	9269	202
8865	71	8920	173	8952	207	9005	142	9063	171	9119	152	9163	110	9203	157	9238	101	9270	202
8866	71	8921	135	8956	129	9006	142	9064	171	9120	169	9165	148	9204	4	9239	101	9272	157
8867	71	8922	135	8957	12	9007	143	9065	186	9121	174	9166	154	9205	45	9240	100	9273	163
8868	196	8923	135	8958	12	9008	143	9068	133	9122	151	9167	154	9207	173	9241	100	9274	163
8869	197	8924	135	8959	12	9009	127	9069	132	9125	128	9168	154	9208	174	9242	100	9306	121
8870	2	8925	135	8960	12	9010	128	9070	133	9126	128	9169	154	9212	202	9243	100	9310	143
8871	114	8926	152	8961	12	9011	132	9071	132	9128	166	9170	125	9213	101	9244	100	9311	34
8872	201	8927	152	8962	14	9012	134	9072	132	9130	119	9171	125	9214	101	9245	100	9312	34
8874	32	8928	165	8963	14	9014	142	9073	132	9131	119	9172	125	9215	101	9246	100	9313	34
8876	134	8929	153	8964	13	9015	57	9074	132	9132	200	9173	125	9216	101	9247	100	9314	71
8877	142	8930	173	8965	13	9016	57	9075	132	9133	200	9174	125	9217	101	9248	100	9315	71
8878	157	8931	127	8966	13	9017	57	9076	133	9134	200	9175	192	9218	101	9249	100	9316	71
8879	128	8932	162	8967	203	9018	57	9077	133	9135	200	9176	192	9219	101	9250	100	9317	71

RESTRICTED

RESTRICTED

AIRCRAFT ENGINE AND FLYING INSTRUMENTS, ACCESSORIES AND UNIT SERVICING SPARES

SECTION 6A—cont.

INDEX TO REFERENCE NUMBERS

Ref. No.	Page No.	Ref. No.	Page No.	Ref. No.	Page No.	Ref. No.	Page No.	Ref. No.	Page No.	Ref. No.	Page No.	Ref. No.	Page No.	Ref. No.	Page No.	Ref. No.	Page No.	Ref. No.	Page No.
9318	71	9363	154	9397	85	9433	99	9470	17	9531	19	9565	104	9686	202	9829	158	10086	185
9319	71	9364	153	9398	85	9434	99	9471	17	9532	19	9592	202	9687	203	9830	159	10087	185
9322	134	9365	153	9399	85	9435	99	9472	172	9533	19	9596	19	9688	117	9831	158	10088	185
9330	174	9366	154	9400	85	9436	99	9473	172	9534	19	9597	19	9690	116	9832	158	10089	185
9331	174	9368	174	9401	84	9437	99	9474	172	9535	19	9598	19	9691	202	9833	158	10090	184
9332	173	9369	174	9403	84	9438	99	9475	173	9536	19	9602	174	9692	202	9834	158	10092	158
9333	174	9370	174	9404	110	9439	99	9476	173	9537	19	9603	125	9693	203	9835	158	10199	152
9334	174	9371	174	9405	109	9440	99	9477	184	9538	19	9604	125	9694	203	9986	114	10200	152
9335	174	9372	174	9406	109	9441	99	9478	30	9539	19	9605	201	9695	202	9987	114	10204	152
9336	173	9373	1	9407	109	9442	99	9479	7	9540	19	9606	2	9696	203	10062	16	10205	153
9337	173	9374	1	9408	109	9443	100	9480	7	9541	181	9607	53	9764	155	10063	16	10209	121
9338	173	9375	1	9409	109	9444	100	9481	7	9542	181	9608	14	9766	185	10064	185	10210	122
9339	174	9376	2	9410	109	9445	100	9482	7	9543	181	9610	202	9808	158	10065	185	10211	122
9340	144	9377	2	9411	109	9446	100	9483	7	9544	181	9611	204	9809	158	10066	184	10212	122
9341	144	9378	1	9412	109	9447	99	9484	7	9545	182	9615	202	9810	158	10067	184	10213	121
9342	144	9379	1	9413	109	9448	100	9485	58	9546	182	9616	202	9811	158	10068	185	10214	166
9343	144	9380	2	9414	109	9449	100	9486	58	9547	181	9617	174	9812	158	10069	185	10216	174
9344	144	9381	1	9415	109	9450	171	9487	166	9548	181	9618	203	9813	158	10070	184	10287	141
9345	144	9382	2	9416	109	9451	173	9489	171	9549	181	9619	203	9814	158	10071	185	10288	202
9346	144	9383	84	9417	109	9452	173	9490	63	9550	182	9621	207	9815	158	10072	185	10289	128
9347	144	9384	84	9418	109	9453	7	9491	64	9551	181	9655	53	9816	158	10073	184	10325	128
9348	144	9385	84	9419	109	9454	7	9492	167	9552	182	9656	143	9817	158	10074	184	10326	134
9349	144	9386	84	9420	110	9455	99	9493	167	9553	181	9657	166	9818	158	10075	185	10327	30
9350	144	9387	84	9421	110	9456	99	9521	19	9554	181	9662	58	9819	158	10076	185	10328	155
9351	144	9388	84	9422	110	9457	99	9522	19	9555	182	9663	58	9820	158	10077	184	10329	32
9355	143	9389	84	9423	110	9458	99	9523	19	9556	182	9664	58	9821	158	10078	185	10379	84
9356	153	9390	84	9424	110	9459	16	9524	19	9557	182	9665	58	9822	159	10079	185	10380	84
9357	153	9391	84	9425	172	9460	2	9525	19	9558	181	9666	172	9823	158	10080	185	10381	84
9358	153	9392	85	9426	173	9461	172	9526	19	9559	104	9668	166	9824	158	10081	185	10382	84
9359	153	9393	85	9427	15	9462	185	9527	19	9560	104	9671	105	9825	158	10082	185	10383	84
9360	154	9394	85	9428	142	9463	154	9528	19	9561	104	9672	105	9826	158	10083	185	10384	17
9361	154	9395	85	9429	162	9466	128	9529	19	9562	104	9673	105	9827	158	10084	185	10385	17
9362	154	9396	85	9432	99	9467	200	9530	19	9563	104	9674	109	9828	158	10085	184	10386	17

RESTRICTED

RESTRICTED

AIRCRAFT ENGINE AND FLYING INSTRUMENTS, ACCESSORIES AND UNIT SERVICING SPARES

SECTION 6A—cont.

INDEX TO REFERENCE NUMBERS

Ref. No.	Page No.	Ref. No.	Page No.	Ref. No.	Page No.	Ref. No.	Page No.	Ref. No.	Page No.	Ref. No.	Page No.	Ref. No.	Page No.	Ref. No.	Page No.	Ref. No.	Page No.
10387	162	10587	156	10619	156	11341	162	11619	29								
10388	162	10588	156	10620	156	11343	169	11620	29								
10432	200	10589	156	10621	156	11344	175	11621	29								
10468	104	10590	156	10622	157	11346	169	11622	29								
10471	141	10591	156	10623	157	11349	185	11623	29								
10472	59	10592	156	10790	203	11350	185	11624	29								
10473	59	10593	156	10791	202	11351	173	11625	29								
10474	59	10594	157	10803	195	11352	110	11626	29								
10475	17	10595	156	11141	46	11353	143	11627	29								
10476	16	10596	156	11142	185	11465	14	11628	29								
10477	139	10597	156	11154	32	11466	14	11629	29								
10482	72	10598	156	11155	32	11490	118	11630	29								
10484	104	10599	156	11156	58	11491	118	11631	29								
10485	104	10600	156	11157	58	11601	29	11632	29								
10558	3	10601	156	11158	58	11602	28	11633	29								
10559	3	10602	157	11242	99	11603	28	11634	29								
10560	201	10604	156	11262	158	11604	29	11703	79								
10561	134	10605	155	11282	128	11605	29	11704	79								
10562	17	10606	155	11283	104	11606	29	11705	79								
10565	157	10607	155	11284	102	11607	29	11706	79								
10566	14	10608	156	11285	104	11608	29	11707	79								
10567	111	10609	156	11311	107	11609	29	11708	84								
10578	110	10610	156	11312	107	11610	29										
10579	110	10611	156	11332	88	11611	29										
10580	110	10612	157	11333	88	11612	29										
10581	110	10613	156	11334	88	11613	29										
10582	157	10614	156	11335	88	11614	29										
10583	156	10615	156	11336	88	11615	29										
10584	156	10616	156	11337	88	11616	29										
10585	156	10617	156	11338	88	11617	29										
10856	156	10618	156	11339	88	11618	29										

Item identification	Detail	Drawing No. or Part No.	No. Off.	Class of Store
AIR MILEAGE UNIT:-				
Mark 1	C/w anti-vibration mounting unit. Speed range 100 to 300 knots.	3173/1	—	A
Mark 2	C/w anti-vibration mounting unit. Speed range 100 to 400 knots.	3175/1	—	A
Accessories:-				
Cap, dust protection	For pitot and static connections. Reference 6A/2262.		2	—
Cap, dust protection	For 2 and 6 pin plugs	P.044	2	C
Carton, transit		SA.2558	1	B
Spares:-				
Bracket, air tube connection ..		3172/5	2	C
Bracket supports		3172/9	2	C
Brush, motor		AA.8/1-3	2	C
Condenser		3170/215	1	C
Connector, air tube		3172/6	1	C
Cover, dust, c/w label	For Mark 1 only	3170/145	1	C
Cover, dust, c/w label	For Mark 2 only	3175/32	1	C
Cover, valve		3170/98	2	C
Disc, coupling		3170/33	1	C
Eyelet, Tucker, G.594	Securing A.V. mounting	P.62	32	C
Frame, mounting	C/w A.V. mounting	3172/10	1	C
Mounting, anti-vibration, load rating 4 lb.	Reference 27H/2952		8	—
Nozzle, air tube		3172/3	2	C
Relay, complete (adjusted) ..		3170/195A	1	B
Tube, air, complete		3170/5	2	C
Tube, connection	Neoprene or Perbunan. ¼ in. i/d. × ½ in. i/d. lengths of 3½ in. NOTE:- Requirements for lengths over 3½ in. to be demanded as Ref. No. 3833.	3170/107	1	C
Tube, connection	Neoprene or Perbunan. ¼ in. × ½ in. i/d. NOTE:- Requirements for lengths of 3½ in. to be demanded as Ref. No. 893.	1817/401	1	C
Union pipe (static)		3170/102A	1	C
Valve, C.V. 1503	Reference 10CV/1503		2	—
Washer, air tube		3170/25	2	C
Washer, limiting stop		3172/8	4	C
Mark 4A	Mod. No. Inst. B/67		—	A
Spare, ▲ :-				
Cover		Carpenter S.49403.	1	C
Dessicator tablet		Carpenter S.52398.	1	C
Diaphragm, main		SA.17607	1	C
Gasket, relay		S.51877	1	C
Panel, services		SA.17524	1	C

CATALOGUE OF GENERAL RAF EQUIPMENT

AIRCRAFT NAVIGATION INSTRUMENTS AND EQUIPMENT, ACCESSORIES AND UNIT SERVICING SPARES

SECTION 6B

Ref. No.	Item Identification	Detail	Drawing No. or Part No.	No. Off.	Class of Store	Denom. of Qty.
AIR MILEAGE UNIT—cont.						
Mark 4A—cont.						
Spares ▲—cont.						
3275	Washer, seal		3170/22	2	C	each
3028	Washer, sealing		Carpenter SPW.164.	1	C	each
555	Mark 4B	Mod. No. Inst. B/68, for use with N.C.B. equipment only.		—	A	each
Accessories:—						
For Ref. No. 555.						
533	Air strap assembly, Type A ...	To suit aircraft		1	B	each
2577	Air strap assembly, Type B ...	To suit aircraft		1	B	each
485	Case, transit			1	A	each
471	Panel, control			1	A	each
Spares:—						
2613	Door and hinge assembly ...		SA.17626	1	C	each
2612	Holder, lamp		Bulgın MBC.37	1	C	each
—	Lamp, filament, 8V., 4 watts	Reference 5L/9951248		1	—	—
—	Plug, sealed, M4, fixed, female shell:—					
—	350 V., 5 amp.	Reference 10H/0560080		1	—	—
—	350 V., 5 amp.	Reference 10H/0560581		1	—	—
—	350 V., 5 amp.	Reference 10H/0560060		1	—	—
—	350 V., 19 amp.	Reference 10H/0560050		1	—	—
—	350 V., 19 amp.	Reference 10H/0560551		1	—	—
2611	Switch, push	Four pole	P.17459	1	C	each
—	Switch, Type 152	Reference 10F/10338		2	—	—
Spares:—						
For Ref. Nos. 470, 554 and 555.						
—	Bearing, ball, journal,	Reference 2A/9501173. 1/8 in. bore		4	—	—
—	Bearing, ball, journal	Reference 2A/9500043. 4 mm. bore		6	—	—
2585	Brush assembly	For motor, Type LD.1003. Form 6F/IRH.	CX.132422	1 pr.	C	pair
2605	Brush	For M type transmitter	RZ.12125	5	C	each
2597	Connection, pitot and static ..		P.17081	2	C	each
2603	Cover, main		SA.17641	1	C	each
2599	Gasket, 0.040 in. sq.	Soft black rubber, for diaphragm unit cover.	M.6182	13 in.	C	length
2598	Junction block assembly		SA.17522	1	C	each
—	Mounting, anti-vibration, non-magnetic.	Reference 27H/2948.		3	—	—
2606	Plate, terminal	For M type transmitter	RZ.13184	5	C	each
—	Relay, reversing	Reference 10F/0530453		1	—	—
2595	Screw	Securing gear cover plate, 4 BA × 1 1/8 in. ch. hd., steel.	CH/426S/E	3	C	each
2596	Screw	Securing ball bearing journals, 6BA × 1/8 in. ch. hd., steel.	CH/604S/E	15	C	each
2516	Servo-motor assembly	Reference 5UD/5669 modified	SA.17572	1	A	each
2604	Spring		RZ.19208A	5	C	each
2600	Stop, overload	A/V mounting	P.17412	3	C	each
—	Tube, connection	Lengths of 18 in. Ref. No. 893		25 in.	—	—
—	Washer, mild steel, 0.048 in. thick × 9.123 in. × 9.233 in.	Reference 28W/12332. Securing ball bearing journals.		15	—	—
—	Washer, seal	Ref. No. 3275		2	—	—
Spares:—						
For Marks 4A and 4B only.						
—	Can, screening base	Reference 10D/17239		1	—	—
2990	Cap, seal, large		P.17127	2	C	each

AIRCRAFT NAVIGATION INSTRUMENTS AND EQUIPMENT, ACCESSORIES AND UNIT SERVICING SPARES

SECTION 6B

Ref. No.	Item Identification	Detail	Drawing No. or Part No.	No. Off.	Class of Store	Denom. of Qty.
AIR MILEAGE UNIT—cont.						
Mark 4B—cont.						
Spares—cont. For Marks 4A and 4B only						
2915	Commutator transmitter, Type 1A.	35 grammes, brush pressure	SA.17574	1	B	each
—	Grommet, Type 53 for valve holder.	Reference 10A/15358		3	—	—
2608	Relay, magnetic (special)		Carpenter 6HU/2A.	1	A	each
—	Relay, magnetic	Reference 10F/0530463		1	—	—
2610	Resistor, 150 ohm, ½ watt		Dubilier, Type BWF.2.	1	C	each
2992	Screw, plug, small		SPS.250	1	C	each
2991	Washer, sealing, large		SPW.172	2	C	each
2993	Washer, sealing, small		SPW.282	1	C	each
2892	ASTROGRAPH, Mark 2.			1	A	each
Accessories:—						
Set of star slides:—						
2893	Lat. band 30°N–40°N			1	C	set
2894	Lat. band 40°N–50°N			1	C	set
2895	Lat. band 50°N–60°N			1	C	set
2896	Lat. band 60°N–70°N			1	C	set
▲ 3253	BOARD, chart		AQ/53J/1975	—	A	each
BOARD, chart:—						
▲ 163	Type D	18 in. square, of synthetic resin, metal slots at corners for chart. Fitted with 12½ in. plastic rule and compass rose. Complete with case, canvas.	V.6666	—	B	each
Accessories:—						
164	Case, canvas	For Ref. No. 163. Green Willesden canvas	V.6666	1	B	each
Spares:—						
198	Clip, binder		V.6666	4	B	each
▲ 2742	Type F	10½ in. × 10½ in.		1	A	each
Spares, ▲:—						
2984	Block, terminal, 3-way		DH.5445/3	1	C	each
2981	Clip, spring slotted, 26G (DTD.187).		12-20M-395	1	C	each
2980	Disc, plotting, perspex, white		12-20M-359	1	C	each
2982	Lamp, light, chartboard assembly.		12-20N-1425A	1	C	each
2983	Potentiometer, 3 watt, 100 ohm		CLR.901	1	C	each
2979	Protractor, panel, 360°, perspex, clear.		12-20M-271	1	C	each
2743	Type G	17½ in. × 17½ in.		1	A	each
▲ 3130	Type H			1	A	each
Accessories:—						
3131	Protractor, intercept			1	C	each
▲ 3205	Type J			1	B	each
319	BOARD, plotting, Mark 1	10½ in. diam.		—	B	each
▲ 2705	BOARD, plotting, automatic, Mark 3.			—	A	each
Spares, ▲:—						
3105	Anchor, roller assembly		IN.33085	1	C	each

AIRCRAFT NAVIGATION INSTRUMENTS AND EQUIPMENT, ACCESSORIES AND UNIT SERVICING SPARES

SECTION 6B

Ref. No.	Item Identification	Detail	Drawing No. or Part No.	No. Off.	Class of Store	Denom. of Qty.
▲	BOARD, plotting, automatic, Mark 3—cont.					
▲	Spares—cont.					
2786	Block, terminal		IN.20215	—	C	each
2840	Capacitor, 150 DC., 0.5F. ± 25%		Hunt W.49 List N-B502.	—	C	each
2787	Grid, plotting, perspex		IN.31875	—	B	each
2788	Knob, reset, E.W. sub-assembly		IN.31991	—	C	each
2789	Knob, reset, N.S. sub-assembly		IN.31992	—	C	each
2790	Lamp unit sub-assembly		IN.31994	—	B	each
2842	Motor, limit, 24 volts		Z.457-19922	—	A	each
2798	Overlay, transparent			—	C	each
2791	Plate, thumb assembly		IN.31869	—	C	each
2839	Resistor, 47 ohms, ½ watt		ERIE. Type 9	—	C	each
2841	Resistor, 150 ohms, 4.5 watt ± 5%			—	C	each
2792	Window		IN.32037	—	B	each
▲	3252 BOARD, plotting, pilot's		SB6/83/282	—	A	each
	473 BOTTLE, transmitter, Mark 1	For Valetta T.3 aircraft		—	A	each
	2959 BOX, junction	For use with G.P.1, Mark 1B		—	A	each
▲	276 CALCULATOR, wind and navigation.	I.C.A.N. calibrated		—	B	each
▲	338 CARD, record, pilot's			—	A	each
	469 CASE, carrying, aircrew equipment.	C/w instrument case, Ref. No. 472		—	A	each
	399 COMPASS, astro, Mark 2A	With heads, sighting cruciform Ref. No. 852.		—	A	each
	Accessories :—					
1196	Case, transit			1	B	each
400	Standard, Type 05			1	A	each
	Spares :—					
374	Casing, for springs		CDA.2583-52	1	C	each
852	Head, sighting, cruciform	C/w lens		1	C	each
752	Level assembly		CDA.2580	1	C	each
376	Nut, levelling screw		CDA.2583-55	1	C	each
378	Nut, spring casing		CAA.2583-54	1	C	each
765	Plate, lens		CDA.2581-6	1	C	each
	COMPASS, CL.6 :—	Heron C.4 only.				
	Consisting of :—					
3645	Gyro unit		18595-0	1	A	each
3646	Indicator		177213-605	1	A	each
—	Amplifier Servo	Ref. No. 3211		1	—	—
	COMPASS, CL.11 :—					
	Consisting of :—					
3211	Amplifier, Servo		19344-0	1	A	each
3214	Controller, latitude		19445-0	1	A	each
3209	Gyroscope, directional		19931-0	1	A	each
3213	Indicator, Type CL.6		19443-0	1	A	each

AIRCRAFT NAVIGATION INSTRUMENTS AND EQUIPMENT, ACCESSORIES AND UNIT SERVICING SPARES

SECTION 6B

Ref. No.	Item Identification	Detail	Drawing No. or Part No.	No. Off.	Class of Store	Denom. of Qty.
COMPASS, CL.11—cont.						
Consisting of—cont.						
3210	Power supply unit		19341-0	1	A	each
3212	Rack, mounting		19475-0	1	A	each
3531	Tray, mounting		112/MTG/1	1	B	each
COMPASS, check steering :—						
405	Type E.2A			1	A	each
Accessories :—						
2053	Case, transit			1	A	each
—	Key, corrector	Ref. No. 2056		1	—	—
2754	Type E.2B	Type E.2A with internal direct	CD.10304	1	A	each
Accessories :—						
2756	Case, transit		CD.10315	1	A	each
—	Key, corrector	Ref. No. 2056		1	—	—
—	Switch, dimmer, Type R, 1,900 ohms.	Reference 5CW/5767		1	—	—
Spares :—						
2778	Cap, lamp holder		CD.10304H-I	1	C	each
—	Lamp, filament, 28 volts, 0.040 amps.	Reference 5L/9959121. Non- magnetic.		1	—	—
2755	Socket and lead assembly		CD.10304I	1	C	each
COMPASS, distant reading—						
Consisting of :—						
1056	Corrector, variation setting			—	A	each
1845	Motor, repeater			—	A	each
Repeater, No. 1 :—						
1584	Fluorescent			1	A	each
742	Luminous			1	A	each
Repeater, No. 1A :—						
1585	Fluorescent	Pilot's. For use with auto control.		1	A	each
Accessories :—						
719	Carton, packing	For Repeaters, Nos. 1 and 1A.	L.488649	1	C	each
Spares :—						
396	Plate, glass	For Ref. Nos. 1585	L.787747-A	1	C	each
COMPASS, gyro, magnetic, Mark 4B :—						
Consisting of :—						
Amplifier unit :—						
562	Type B			1	A	each
3126	Type C	Victor B1, B1A and Vulcan BK1 and B1A aircraft only.		1	A	each
Accessories :—						
—	Cap, dust, for plugs and sockets.	For Amplifier Units, Type B and C. Reference 10H/9509576		—	—	—
2820	Cap, dust, for plugs and sockets.		SK.7912-65	—	C	each
443	Case, transit			1	A	each
449	Container, cardboard			1	C	each
Spares :—						
▲ 2829	Cover, safety, compensator dial.	For Amplifier Units, Types B and C.	SK.8097-61	—	C	each
▲ 2822	Eyelet, lampholder fixing		SK.7351-19	—	C	each
—	Fuse link	Reference 10H/0590110		2	—	—
▲ —	Grommet, tropical	Reference 6BB/1989	SK.7898-1	—	—	—

AIRCRAFT NAVIGATION INSTRUMENTS AND EQUIPMENT, ACCESSORIES AND UNIT SERVICING SPARES

SECTION 6B

Ref. No.	Item Identification	Detail	Drawing No. or Part No.	No. Off.	Class of Store	Denom. of Qty.
COMPASS, gyro, magnetic, Mark 4B--cont.						
Consisting of--cont.						
Amplifier units--cont.						
Cases--cont.						
---	Jack, Type 8, 2 point.....	For Amplifier units, Types B and C Reference 10H/343.....		1	---	---
---	Lamp, filament, 24 volt, M.E.S. Ref. No. 3240			3	---	---
3236	Mod. inst./B.196-Set of parts for.	For Amplifier units, Type B only..		1	C	set
---	Mounting, Type 946	Reference 10AJ/133		4	---	---
▲ 2824	Panel, resistor, c/w terminal assembly.	E.16522-011	---	C	each
▲ 2823	Panel, ring, c/w terminal assembly.	E.16522-05	---	C	each
▲ 2830	Piece, distant	SK.8097-62	---	C	each
---	Plug, sealed, M4, fixed, female shell.	Reference 10H/0560080		1	---	---
▲ 2826	Pointer assembly, compensator scale.	SK.8097-52	---	C	each
▲ 2831	Potentiometer, 1,000 ohms,	SK.8216-307	---	C	each
▲ 2831	Potentiometer, 1,000 ohms, special.	SK.8216-307	---	C	each
▲ 2818	Potentiometer, special.....	SK.8216-229	---	C	each
2637	Rectifier, M.R.1 and M.R.2 ..	1 off for Type B and C	SK.6272-7	---	C	each
2748	Rectifier, Type MQ, 8/2		4	C	each
---	Resistor, fixed, composition, Grade 1, non-insulated 110 K ohms.	Reference 10W/0216456, 1 off for Types B and C.		---	---	---
---	Resistor, fixed, wire wound, vitreous enamelled 2.2 K ohms.	Reference 10W/0244034.....		2	---	---
▲ 2828	Scale, compensator potentiometer, engraved.	SK.8097-51	---	C	each
---	Screen, valve.....	Reference 10AL/0563005. For Types B and C only.		1	---	---
---	Screen, valve.....	Reference 10AL/0563003. 8 off for Types B and C.		---	---	---
▲ 2827	Screw, pointer fixing	SK.7657-1812	---	C	each
---	Socket, sealed, M.4, fixed, female shell.	Reference 10H/0560250.....		1	---	---
---	Socket, sealed, M.4, fixed, female shell.	Reference 10H/0560251.....		1	---	---
---	Socket, sealed, M.4, fixed, female shell.	Reference 10H/0560333.....		1	---	---
---	Socket, sealed, M.4, fixed, female shell.	Reference 10H/0560330.....		1	---	---
---	Socket, sealed, M.4, fixed, female shell.	Reference 10H/0560332.....		1	---	---
▲ 2821	Tag, earth	SK.7317-70	---	C	each
---	Valve, Type CV.135.....	Reference 10CV/135		4	---	---
---	Valve, Type CV.136.....	Reference 10CV/136		5	---	---
---	Valve, Type CV.138.....	Reference 10CV/138		3	---	---
---	Valve, Type CV.493.....	Reference 10CV/493. For Types B and C.		1	---	---
---	Washer, panel mounting, medium.	Reference 10H/0970050.....		3	---	---
---	Washer, panel mounting, small	Reference 10H/0970049.....		3	---	---

AIRCRAFT NAVIGATION INSTRUMENTS AND EQUIPMENT, ACCESSORIES AND UNIT SERVICING SPARES

SECTION 6B

Ref. No.	Item identification	Detail	Drawing No. or Part No.	No. Off.	Class of Store	Denom. of Qty.
COMPASS, gyro magnetic, Mark 4B—cont.						
Consisting of—cont.						
Amplifier units—cont.						
Spares—cont. For Amplifier units, Types B & C—cont.						
▲ 2825	Washer, potentiometer mounting.	12803-429	—	C	each
▲ 2817	Washer, switch fixing.....	12803-49	—	C	each
2624	Washer, special, anti-vibration mounting securing.	12803-49	16	C	each
1993	Detector unit, Type A		1	A	each
Spares:—						
—	Ferrule, inner	Reference 10H/0970084.....		1	—	—
—	Ferrule, outer	Reference 10H/0970083.....		1	—	—
—	Outlet, straight	Reference 10H/0970065.....		1	—	—
—	Plug, sealed, M.4, free, female shell.	Reference 10H/0560470.....		1	—	—
—	Ring, sealing.....	Reference 10H/0970091.....		1	—	—
2906	Detector unit, Type B	Used in lieu of Ref. No. 1993 on certain aircraft.		—	A	each
2994	Detector unit, Type C		1	A	e
3229	Detector unit, Type D		—	A	ε
Gyro:—						
561	Type B		1 or 2	A	each
▲ 557	Type C		1	A	each
2850	Type D	MRI.TR.59	1	A	each
Accessories:—						
441	Case, transit	For Gyro Units, Types B and C.		1	A	each
448	Container, cardboard		1	C	each
2575	Shield, magnetic. Type B ...	For Type A only		1	B	each
Spares:—						
2640	Annunciator assembly		1	A	each
2749	Cover can assembly, complete	For Types B and C.....	SK.16213-08	1	C	each
▲ 2572	Cover	For Type C	SK.8803-57	1	C	each
2709	D.G. relay and flag mechanism assembly.	17741-0	1	B	each
▲ 2573	Gasket, cover	For Type C	SK.8802-27	1	C	each
2780	Gasket, cover can	SK.8148-10	2	C	each
2570	Glass, bezel		1	C	each
2843	Glass, bezel, flourised	For Type B	Q.16286-011	1	C	each
2916	Knob, set heading	For Type B only	E.16286/11	—	C	each
2917	Knob, synchronising	For Type B only	E.16286/012	—	C	each
▲ 2571	Pick-off unit, D.G. Mark 4B .	For Type C	SK.9101-0	1	A	each
—	Plug, fixed, female, 12 pole .	Reference 10H/0560155.....		1	—	—
2844	Relay assembly	For Type B	Q10202-0	1	C	each
▲ 2779	Ring, sealing	For Type C	E.16213-33	2	C	each
Spares:—						
2797	Screw, mounting set	For Types B and C.....	SK.8029-213	1	C	each
2794	Screw, securing cover can...	SK.8079-154	2	C	each
2795	Screw, securing cover can...	SK.7665-1417	6	C	each
2796	Screw, securing cover can...	For Types B and C.....	SK.7665-1317	6	C	each
▲ 2865	Shim, Selsyn gear	For Type D	E.16383-11	1	C	each
▲ 2963	Transformer, control	SK.9100	1	A	each
▲ 2864	Transformer, precession	Q.16286-02	1	A	each
—	Washer, panel mounting, medium.	Reference 10H/0970050.....		1	—	—

AIRCRAFT NAVIGATION INSTRUMENTS AND EQUIPMENT, ACCESSORIES AND UNIT SERVICING SPARES

SECTION 6B

Ref. No.	Item identification	Detail	Drawing No. or Part No.	No. Off.	Class of Store	Denom. of Qty.
COMPASS, gyro magnetic, Mark 4B-cont.						
Consisting of-cont.						
Gyro units-cont.						
Spares-cont.						
		For Types B and C-cont.				
—	Washer, st, cad plated, small, 0.123 in i/d x 0.233 in. o/d.	Reference 28W/14227		8	—	—
Indicator, master:-						
634	Type B			1	A	each
2644	Type C			1	A	each
2758	Type D	For certain aircraft only		1	A	each
▲ 2863	Type E		MRI.TR65	1	A	each
3495	Type D7		18588-0	1	A	each
■ 3714	Type D8		18522-0	1	A	each
Accessories:-						
For master indicators, Types B, C and D.						
444	Case, transit			1	A	each
450	Container, cardboard			1	C	each
Spares:-						
For Types B, C and D.						
▲ 2816	Breather assembly, rolled		E.16523-07	1	C	each
▲ 2848	Brush assembly, kick-off tachometer.	For Type B only	SK.8592-119	1	C	each
558	Brush, copper, carbon, link		SK.8846-12	5	C	each
2782	Cover assembly, outer	For Type B	H.16523-02	1	C	each
2783	Cover assembly, outer	For Type C	H.16672-02	1	C	each
2628	Gasket, front, bezel		E.16523-19	1	C	each
2631	Gasket, outer, cover		SK.8050-147	1	C	each
2627	Glass, bezel		SK.8095-4	1	C	each
▲ 2847	Housing, brush bearing	For Type B only	SK.8592-36	1	C	each
2707	Modification Inst./B.87-Set of parts for.			—	B	Set
3238	Modification Inst./B-198-Set of parts for.			1	C	each
▲ 2878	Pin, pinion fixing	For Type B	FK.7515-3010	—	C	each
—	Plug, sealed, M.4. fixed female shell.	Reference 10H/0560152		1	—	—
—	Plug, sealed, M.4, fixed, female shell.	Reference 10H/0560154		1	—	—
—	Plug, sealed, M.4, fixed, female shell.	Reference 10H/0560584		1	—	—
▲ 3352	Relay, A.C. Operated	For Type B only	Q19255	1	C	each
3117	Ring assembly, course setting	For Types B and C	Q.17659-010	1	C	each
▲ 2845	Rotor brush assembly	For Type B only	SK.8592-71	1	C	each
▲ 2846	Shim	For Type B only	SK.7411-61	1	C	each
2580	Shim, transmitter, distance ring.		SK.8592-133	A/R	C	each
—	Socket, sealed, M.5, fixed, female shell.	Reference 10H/0560330		1	—	—
—	Socket, sealed, M.4, fixed, female shell.	Reference 10H/0560260		1	—	—
2633	Solenoid, D.G. assembly		SK.8592-87	1	C	each
2781	Tachnometer and pinion assembly.		Q.18361-0	1	A	each
▲ 2877	Tachometer motor and pinion assembly.	For Type B	Q.18361-0	—	A	each
2579	Transmitter assembly	For Type B	SK.8846	1	A	each
2784	Transmitter assembly	For Type C	H.166882-0	1	A	each

AIRCRAFT NAVIGATION INSTRUMENTS AND EQUIPMENT, ACCESSORIES AND UNIT SERVICING SPARES

SECTION 6B

Ref. No.	Item identification	Detail	Drawing No. or Part No.	No. Off.	Class of Store	Denom. of Qty.
COMPASS, gyro magnetic, Mark 4B—cont.						
Consisting of—cont.						
408	Panel, control		SK.8584	1	A	each
Spares:—						
2626	Can, cover assembly		SK.8584-25	1	C	each
—	Fuze link	Reference 10H/0590110		4	—	—
2625	Gasket, top panel		SK.8584-15	1	C	each
—	Plug, sealed, M.4, fixed, female shell.	Reference 10H/0560151		1	—	—
—	Socket, sealed, M.4, fixed, female shell.	Reference 10H/0560331		1	—	—
—	Socket, sealed, M.4, fixed, female shell.	Reference 10H/0560335		1	—	—
564	Stop, switch			2	C	each
—	Washers, panel mounting, medium.	Reference 10H/0970050		3	—	—
2890	Panel, control, Type B	In lieu of Ref. No. 408 on certain aircraft.	MRI.TR.77	—	A	each
437	Tray, mounting			1	C	each
COMPASS, gyro magnetic, Mark 4F:—						
Consisting of:—						
2036	Amplifier unit, precession, Type A.			1	A	each
635	Amplifier unit, precession, Type B.			1	A	each
Accessories:—						
—	Cap, dust, for plugs and sockets.	For Amplifier units, precession, Types A and B. Ref. No. 2819		—	—	—
—	Cap, dust, for plugs and sockets.	Ref. No. 2820		—	—	—
446	Case, transit			1	A	each
452	Container, cardboard			1	C	each
Spares:—						
—	Cover, safety, compensator dial.	For Amplifier units precession, Types A and B. Ref. No. 2829		—	—	—
—	Eyelets, lampholder fixing ...	Ref. No. 2822		—	—	—
—	Grommet, tropical	Reference 6BB/1989		—	—	—
—	Mod. Inst./B196—Set of parts for.	Ref. No. 3236		1	—	—
—	Mounting, anti-vibration, non-magnetic, square plate.	Light duty, load rating 2 lb. Reference 27H/2950.		4	—	—
—	Panel, resistor, c/w terminal assembly.	Ref. No. 2824		—	—	—
—	Panel, ring, c/w terminal assembly.	Ref. No. 2823		—	—	—
—	Piece, distant	Ref. No. 2830		—	—	—
—	Plug, sealed, M.4, fixed, female shell.	Reference 10H/0560582		1	—	—
—	Pointer assembly, compensator scale.	Ref. No. 2826		—	—	—
—	Potentiometer, 1,000 ohms, special.	Ref. No. 2831		—	—	—

AIRCRAFT NAVIGATION INSTRUMENTS AND EQUIPMENT, ACCESSORIES AND UNIT SERVICING SPARES

SECTION 6B

Ref. No.	Item identification	Detail	Drawing No. or Part No.	No. Off.	Class of Store	Denom. of Qty.
COMPASS, gyro magnetic, Mark 4F--cont.						
Consisting of--cont.						
Amplifier unit, precision--cont.						
Spares--cont. For Amplifier units precision, Types A and B.						
▲	—	Potentiometer, special.....	Ref. No. 2818	—	—	—
—	—	Rectifiers, MR.1 and MR.2 ...	Ref. No. 2637	2	—	—
—	—	Rectifiers Type MQ.8/2.....	Ref. No. 2748	4	—	—
—	—	Resistor, fixed composition, Grade 1, non-insulated, 110 K ohms.	Reference 10W/9216456.....	4	—	—
—	—	Resistor, fixed wire wound, vitreous enamelled, 2.2 K ohms.	Reference 10W/9244034	2	—	—
▲	—	Scale, compensator potentiometer, engraved.	Ref. No. 2828	—	—	—
—	—	Screen, valve.....	Reference 10AL/0563005. For Type B.	1	—	—
—	—	Screen, valve, B.7G.....	Reference 10AL/0563003, 5 for Type A and 4 for Type B.	—	—	—
▲	—	Screw, pointer fixing.....	Ref. No. 2827	—	—	—
—	—	Socket, sealed, M.4, fixed, female shell.	Reference 10H/0560251.....	1	—	—
—	—	Socket, sealed, M.4, fixed, female shell.	Reference 10H/0560260.....	1	—	—
▲	—	Tag, earth.....	Ref. No. 2821.....	—	—	—
—	—	Valve, Type CV, 135.....	Reference 10CV/135. For Type A only.	1	—	—
—	—	Valve, Type CV, 136.....	Reference 10CV/136.....	3	—	—
—	—	Valve, Type CV.138.....	Reference 10VC/138.....	1	—	—
—	—	Valve, Type CV.493.....	Reference 10CV/493. For Type B only.	—	—	—
▲	—	Washer, panel mounting, small.	Reference 10H/0970049.	3	—	—
▲	—	Washer, potentiometer mounting.	Ref. No. 2825.....	—	—	—
—	—	Washer, special, anti-vibration, mounting, securing.	Ref. No. 2624.....	16	—	—
▲	—	Washer, switch fixing.....	Ref. No. 2817.....	—	—	—
2569	—	Box, corrector, control, Type A	1	A	each
Spares :-						
2638	—	Block, fuze assembly.....	SK.8684-6	1	C	each
2639	—	Cover, outer, and gasket assembly.	SK.8684-12	1	C	each
—	—	Fuze link.....	Reference 10H/0590110.....	3	—	—
2785	—	Gasket, lamp window housing.....	SK.8684-18	2	C	each
—	—	Jack, Type 8, 2 point.....	Reference 10H/343.....	1	—	—
▲	2815	Lampholder housing assembly.....	SK.8684-43	—	C	each
▲	2814	Lampholder.....	SK.8097-45	—	C	each
—	—	Lamp, filament, 28 volt, 3.5 watt, M.E.S.	Reference 5L/9951273.....	2	—	—
3240	—	Lamp, resistor (matched pairs).	28 volts, 2.8 watt	1	C	pair
3109	—	Mod. Inst./B.184, Set of parts for.	1	C	set
—	—	Plug, sealed, M4 fixed female shell.	Reference 10H/0560080	1	—	—

AIRCRAFT NAVIGATION INSTRUMENTS AND EQUIPMENT, ACCESSORIES AND UNIT SERVICING SPARES

SECTION 6B

Ref. No.	Item identification	Detail	Drawing No. or Part No.	No. Off.	Class of Store	Denom. of Qty.
COMPASS, gyro magnetic, Mark 4F—cont.						
Consisting of—cont.						
Box, corrector, control, Type A—cont.						
Spares—cont.						
552	Shell, threaded, fuze block		3	C	each
—	Socket, fixed, female shell, 6 pole.	Reference 10H/0560261.....		1	—	—
—	Socket, sealed, M4, fixed, female shell.	Reference 10H/0560330.....		1	—	—
—	Socket, sealed, M4, fixed,	Reference 10H/0560331.....		1	—	—
▲ 2805	Window, lamp, red.....		1	C	each
—	Detector unit, Type A.....	Ref. No. 1993.....		—	—	—
563	Gyro unit, Type B.....		1	A	each
Accessories:—						
—	Case, transit.....	Ref. No. 441.....		—	—	—
—	Container, cardboard.....	Ref. No. 448.....		—	—	—
—	Shield, magnetic, Type B....	Ref. No. 2575.....		—	—	—
Spares:—						
—	Annunciator assembly.....	Ref. No. 2640.....		1	—	—
—	Cover can assembly.....	Ref. No. 2749.....		1	—	—
2634	Gasket, bezel, plate.....	SK.8682-29	1	C	each
—	Gasket, cover can.....	Ref. No. 2780.....		2	—	—
—	Glass, bezel.....	Ref. No. 2570.....		1	—	—
—	Glass, bezel, fluorised.....	Ref. No. 2843.....		1	—	—
▲ —	Knob, set heading.....	Ref. No. 2916.....		—	—	—
▲ —	Knob, synchronising.....	Ref. No. 2917.....		—	—	—
—	Lockwasher, for cover, can screw.	Reference 6A/3200.....		8	—	—
—	Mod. Inst./B196), set of parts for.	Ref. No. 3236.....		1	—	—
—	Plug, sealed, M4, fixed, female shell.	Reference 10H/0560581.....		1	—	—
—	Plug, sealed, M4, fixed, female shell.	Reference 10H/0560151.....		1	—	—
—	Ring, sealing.....	Ref. No. 2779.....		2	—	—
—	Screw, securing cover can...	Ref. No. 2794.....		2	—	—
—	Screw, securing cover can...	Ref. No. 2795.....		6	—	—
2635	Screw and operating link assembly.	SK.8855-4	1	B	each
—	Washer, panel mounting, medium.	Reference 10H/0970050.....		1	—	—
—	Washer, panel mounting,	Reference 10H/0970049.....		1	—	—
—	Washer, steel, cadmium plated, small, 0.123 in. i/d × 0.233 in o/d.	Reference 28W/14227. For cover		8	—	—
438	Tray, mounting.....		1	C	each
Spares:—						
—	Mounting, anti-vibration, non-magnetic square plate.	Light duty, load rating 2 lb. Reference 27H/2950.		3	—	—
—	Washer, special, anti-vibration, mounting securing.	Ref. No. 2624.....		12	—	—

AIRCRAFT NAVIGATION INSTRUMENTS AND EQUIPMENT, ACCESSORIES AND UNIT SERVICING SPARES

SECTION 6B

Ref. No.	Item identification	Detail	Drawing No. or Part No.	No. Off.	Class of Store	Denom. of Qty.
	COMPASS, gyro magnetic, Mark 4FT :-					
	Consisting of :-					
	Amplifier unit, precession :-					
● —	Type A	Ref. No. 2036.....		1	—	—
	Type B	Ref. No. 635.....		1	—	—
	Accessories :-					
	Case, transit	Ref. No. 446.....		1	—	—
—	Container, cardboard.....	Ref. No. 635.....		1	—	—
—	Detector unit, Type A.....	Ref. No. 1993.....		1	—	—
2614	Filter unit.....			1	A	each
	Gyro unit :-					
—	Type B	Ref. No. 563.....		1	—	—
	Accessories :-					
—	Case, transit	Ref. No. 441.....		1	—	—
—	Container, cardboard.....	Ref. No. 448.....		1	—	—
—	Shield, magnetic	Ref. No. 2575.....		1	—	—
	Spares :-					
—	Glass, bezel.....	Ref. No. 2570.....		1	—	—
■ 2708	Type C			—	A	each
	Spares :-					
—	Annunciator assembly.....	Ref. No. 2640.....		1	—	—
—	Cover can assembly	Ref. No. 2749.....		1	—	—
—	Gasket, bezel, plate.....	Ref. No. 2634.....		1	—	—
—	Gasket, cover can.....	Ref. No. 2780.....		2	—	—
—	Glass, bezel.....	Ref. No. 2570.....		1	—	—
—	Lockwasher	For cover can screw. Reference 6A/3200.		8	—	—
3235	Mod. Inst./B.195-Sets of parts for.			1	—	—
—	Plug, sealed, M4, fixed, female shell.	Reference 10H/0560581.....		1	—	—
—	Plug, sealed, M4, fixed, female shell.	Reference 10H/0560151.....		1	—	—
—	Ring, sealing.....	Ref. No. 2779.....		2	—	—
—	Screw, securing cover can..	Ref. No. 2794.....		2	—	—
—	Screw, securing cover can..	Ref. No. 2795.....		6	—	—
—	Switch and operating link assembly.	Ref. No. 2635.....		1	—	—
—	Washer, panel mounting, medium.	Reference 10H/0970050.....		1	—	—
—	Washer, panel mounting, small	Reference 10H/0970049.....		1	—	—
—	Washer, steel, cadmium plated, small 0.123 in. i/d x 0.233 in. o/d.	Reference 28W/14227. For cover can screw		8	—	—
632	Master unit			1	A	each
	Spares :-					
—	Fuze link	Reference 10H/0590110.....		2	—	—
—	Holder, fuze, Type 3	Reference 10H/10153.....		2	—	—
3237	Mod. Inst./B197-Set of parts for			1	C	set
2750	Plug, shorting assembly		SK.9179-2	1	C	each
2751	Screw, securing cover, special		12801-2183	4	C	each
2752	Screw, securing, plug support panel		SL.7607-1617	4	C	each

AIRCRAFT NAVIGATION INSTRUMENTS AND EQUIPMENT, ACCESSORIES AND UNIT SERVICING SPARES

SECTION 6B

Ref. No.	Item Identification	Detail	Drawing No. or Part No.	No. Off.	Class of Store	Denom. of Qty.
COMPASS, gyro magnetic, Mark 4FT—cont.						
Consisting of—cont.						
Master unit—cont.						
Spares—cont.						
—	Valve, Type CV.455	Reference 10CV/455		1	—	—
—	Valve, Type CV.491	Reference 10CV/491		1	—	—
—	Washer, mild steel, thin, 0.048 in. thick, 2 B.A.	Reference 28W/12252		4	—	—
■ 2776	Master Unit, Type B	For Hunter T Mark 7 aircraft only		1	A	each
Spares :—						
3093	Mod. Inst./B.182—Set of parts			1	C	set
for						
—	Mod. Inst./B.197—Set of parts	Ref. No. 3237		1	—	—
for						
631	Panel, variation control			1	A	each
Spares :—						
—	Knob, Volume control	Reference 10AK/0970181		1	—	—
—	Lamp, filament, 28 volts, 3.5 watt, M.E.S.	Reference 5L/9951273		2	—	—
2753	Washer, felt, tropicalised ...	$\frac{7}{32}$ in. i/d x $\frac{5}{8}$ in. o/d x $\frac{1}{16}$ in. thick	SK.9181-62	1	C	each
2741	Repeater, heading, self-synchronous	For certain aircraft only		1	A	each
2775	Repeater, heading, self-synchronous, Mark 2	For Hunter T Mark 7 aircraft only		1	A	each
—	Tray, mounting	Ref. No. 438		1	—	—
▲	Spares :— For Compasses, gyro magnetic, Mark 4FT					
3016	Amplifier, master unit		SK.9180-0	1	A	each
3015	Condenser		SK.5774-381	—	C	each
3020	Gasket, bezel, glass		SK.9050-74	—	C	each
3017	Gasket, cover can sealing		SK.9050-45	—	C	each
3019	Gasket, dial housing ring		SK.9050-72	—	C	each
3021	Glass, bezel finished		SK.9050-102	—	C	each
3018	Spring		SK.9050-69	—	C	each
COMPASS, gyro magnetic, Mark 6 :—						
Consisting of :—						
3485	Amplifier assembly, slaving ...		S.4054/4	1	A	each
Spares :—						
—	Capacitor, 0.010 mfd., 50 volts	Reference 10C/9114900		1	—	—
—	Capacitor, 5 mfd., 50 volts, D.C.	Reference 10C/9457497		2	—	—
—	Capacitor, 10 mfd., 25 volts, D.C.	Reference 10C/9457498		4	—	—
—	Capacitor, 25 mfd., 50 volts, D.C.	Reference 10C/9457499		2	—	—
—	Collar, "O" ring	Ref. No. 3582		1	—	—
—	Diode	Reference 10CV/0372036		2	—	—
3464	Filter, band pass		NDN/1054/224	1	A	each
—	Resistor, 1,000 ohms	Reference 10W/0222001		2	—	—
—	Resistor, 3,500 ohms	Reference 10W/0222076		1	—	—
—	Resistor, 4,700 ohms	Reference 10W/0222085		4	—	—
—	Resistor, 8,200 ohms	Reference 10W/0222118		1	—	—

AIRCRAFT NAVIGATION INSTRUMENTS AND EQUIPMENT, ACCESSORIES AND UNIT SERVICING SPARES

SECTION 6B

Ref. No.	Item identification	Detail	Drawing No. or Part No.	No. Off.	Class of Store	Denom. of Qty.
COMPASS, gyro-magnetic, Mark 6—cont.						
Consisting of—cont.						
Amplifier assembly, slaving—cont.						
Spares—cont.						
—	Resistor, 10,000 ohms	Reference 10W/0222127		1	—	—
—	Resistor, 20,000 ohms	Reference 10W/0222166		1	—	—
—	Resistor, 51,000 ohms	Reference 10W/0223001		1	—	—
—	Transistor	Reference 10CV/7056		3	—	—
3114	Amplifier, levelling		NDN/1054/6	1	A	each
Spares :—						
—	Capacitor	Reference 10C/9457497		1	—	—
—	Capacitor	Reference 10C/9457498		1	—	—
—	Capacitor	Reference 10C/9457499		1	—	—
—	Capacitor, 0.1 mfd., 250 volts, D.C.	Reference 10C/9113692		2	—	—
—	Capacitor, 0.5 mfd., 300 volts, D.C. at 85°C.	Reference 10C/0115568		1	—	—
3582	Collar, "O" ring		NDN/1054/243	1	C	each
—	Resistor, 100 ohms, ¼ watt.	Reference 10W/0221106		2	—	—
—	Resistor, 270 ohms, ¼ watt.	Reference 10W/0221160		1	—	—
—	Resistor, 390 ohms, ¼ watt.	Reference 10W/0221181		1	—	—
—	Resistor, 3,000 ohms, ¼ watt.	Reference 10W/0222061		2	—	—
—	Resistor, 3,300 ohms, ¼ watt.	Reference 10W/0222064		1	—	—
—	Resistor, 13,000 ohms, ¼ watt.	Reference 10W/0222145		1	—	—
—	Resistor, 47,000 ohms, ¼ watt.	Reference 10W/0222211		1	—	—
—	Transistor	Reference 10CV/7056		3	—	—
▲	Amplifier, servo	Ref. No. 3211.		1	—	—
▲	3113 Amplifier, slaving		NDN/1054/4	1	A	each
▲	3100 Amplifier unit, Type A		S.1054/1	1	A	each
Spares :—						
3263	Bolt		S.1054/225	1	C	each
3266	Boot, moulded		S.1054/266	1	C	each
3261	Bracket assembly		S.1054/12	1	C	each
3122	Connector, circuit		S.1054/269	1	A	each
3123	Connector, circuit		S.1054/270	1	A	each
3260	Damper		S.1054/262	1	C	each
3267	Fastener, screw		S.1054/203	1	C	each
3262	Pin, amplifier base, locating		S.1054/220	1	C	each
3272	Retainer, bowed		Salter 5133-X11	1	C	each
3270	Resistor, 250 ohms, 1 watt.		Ancillary Dev. No. 389	1	C	each
3265	Spring		S.1054/257	1	C	each
3268	Spring		S.1054/205	1	C	each
3264	Stand-off		S.1054/227	1	C	each
■	3484 Amplifier unit, Type B		NDN/4054/1	1	A	each
—	Amplifier chassis		S/1054/7	1	—	—
Spares :—						
3575	Circlip, external, for ¼ in. shaft		Seegar	4	C	each
—	Connector, printed circuit	Reference 10H/9146696		1	—	—

AIRCRAFT NAVIGATION INSTRUMENTS AND EQUIPMENT, ACCESSORIES AND UNIT SERVICING SPARES

SECTION 6B

Ref. No.	Item identification	Detail	Drawing No. or Part No.	No. Off.	Class of Store	Denom. of Qty.
COMPASS, gyro magnetic, Mark 6						
-cont.						
Amplifier unit, Type B-cont.						
Amplifier chassis-cont.						
Spares-cont.						
—	Connector, printed circuit	Reference 10H/9146697		1	—	—
—	Connector, test point	Reference 10H/9147464		1	—	—
3572	Cover, bottom		NDN/1054/242	1	C	each
3579	Cup, spring, top		NDN/1054/259	4	C	each
—	Fuse, 0.5 amp.	Reference 10H/9138305		2	—	—
—	Fuse-link, electrical	Reference 10H/9138425		3	—	—
—	Fuse unit, Type 102	Reference 10H/0590170		5	—	—
3259	Isolator, lower		NDN/1054/238	4	C	each
3258	Isolator, upper		NDN/1054/237	4	C	each
—	"O" ring, sealing	Reference 27QA/519		2	—	—
—	Plug, electrical	Reference 10H/9402677		1	—	—
—	Plug, electrical	Reference 10H/9147458		1	—	—
—	Plug electrical	Reference 10H/Z.2588		1	—	—
3573	Resistor assy., pre-set		NDN/1054/14	1	C	each
3574	Shockmount assy		NDN/1054/10	1	B	each
—	Socket, electrical	Reference 10H/9401834		2	—	—
—	Socket, electrical	Reference 10H/9456206		2	—	—
—	Socket, electrical, Type 859	Reference 10H/20951		2	—	—
3578	Spring, barrel, lower		NDN/1054/239	4	C	each
3577	Spring, compression, upper		NDN/1054/202	4	C	each
3580	Spring, damper		NDN/1054/263	8	C	each
3223	Compensating unit		15274/0	1	A	each
▲ 3458	Control unit		WB.5.81.5021	1	A	each
3098	Control unit		S.1055/1	1	A	each
Spares :-						
—	Bulb, panel lightning, 28 volt 0.04 amp.	Reference 5L/9959118		2	—	—
—	Capacitor, 300 volt, 0.5 mfd	Reference 10C/0115568		2	—	—
—	Connector	Reference 10H/9402667		1	—	—
3120	Indicator, null		NDN/1055/213	1	B	each
3119	Knob, heading switch		NDN/1055/212	1	C	each
—	Knob, lat-control	Reference 5CZ/7190		1	—	—
—	Lampholder, Type 361	Reference 10AE/2102		2	—	—
3651	"O" ring, neoprene		Hall & Hall No. 052.	3	C	each
3583	Panel, plastic		NDN/1055/204	1	C	each
—	Potentiometer	Reference 5CZ/6891		1	—	—
▲ 3121	Screw, socket set		NDN/1055/4	2	C	each
—	Switch	Reference 10F/19295		1	—	—
3097	Detector unit		17723-0	1	A	each
Spares :-						
▲ 3277	Screw, mounting		12801-913	3	C	each
▲ 3662	Detector unit, Type E			1	A	each
■ 3099	Gyro unit		NDN/1053/1	1	A	each
▲ —	Indicator, CL.6	Ref. No. 3213		1	—	—
■ 3335	Indicator, RL.6		PN.19485-0	1	A	each
▲ 3746	Master indicator, Type C6		19582-0	1	A	each
▲ 3101	Mounting, amplifier		NDN/1505	1	A	each
▲ 3496	Repeater, compass		19567-0	1	A	each
▲ 3102	Repeater, moving card		19237-0	1	A	each
▲ 3103	Repeater, moving pointer		19282-0	1	A	each
▲ 3689	Repeater, moving points, Type 2			1	A	each

AIRCRAFT NAVIGATION INSTRUMENTS AND EQUIPMENT, ACCESSORIES AND UNIT SERVICING SPARES

SECTION 6B

Ref. No.	Item identification	Detail	Drawing No. or Part No.	No. Off.	Class of Store	Denom. of Qty.
COMPASS, gyro magnetic, Mark 6—						
cont.						
Consisting of—cont.						
3112	Transformer board assembly ...		NDN/1054/8	1	A	each
Spares :—						
—	Capacitor, 0.1 mfd., 1,000 volts D.C.	Reference 10C/9453019		1	—	—
—	Diode	Reference 10CV/0372036		8	—	—
—	Relay, Series 335, 2 pole	Reference 10F/9464019		1	—	—
—	Resistor, 200 ohms, ¼ watt	Reference 10W/0221145		1	—	—
—	Resistor, 360 ohms, ¼ watt	Reference 10W/0221178		1	—	—
—	Resistor, 620 ohms, ¼ watt	Reference 10W/0221208		1	—	—
—	Resistor, 2,400 ohms, ¼ watt	Reference 10W/0222052		1	—	—
—	Resistor, 75,000 ohms, ¼ watt	Reference 10W/0223022		4	—	—
3269	Thermistor		NDN/1054/8/ ND/35.	2	B	each
COMPASS, gyro magnetic, Mark 7.						
Consisting of:—						
—	Amplifier, servo	Ref. No. 3211		2	—	—
3709	Amplifier, servo	For Ref. Nos. 3525 and 3527		1	A	each
3530	Amplifier, slaving			2	A	each
—	Controller	Ref. No. 3214		2	—	—
3716	Detector unit, Type F		19654—03	2	A	each
—	Horizon, gyro, Mark 3	Reference 6A/5035		1	—	—
■ 3526	Indicator, master			2	A	each
■ 3527	Indicator, pilot's			2	A	each
—	Junction box	Reference 6A/4770		1	—	—
—	Power supply unit	Ref. NO. 3210		2	—	—
3708	Rack, mounting, Type B		19651—0	2	A	each
3524	Remote correction unit			2	A	each
■ 3525	Roll, stabilised gyro			2	A	each
COMPASS, gyro magnetic, Mark 7A:—						
Consisting of:—						
—	Amplifier, servo	Ref. No. 3211		1	—	—
—	Amplifier, slaving	Ref. No. 3530		1	—	—
—	Controller, latitude	Ref. No. 3214		1	—	—
—	Corrector, deviation, remote	Ref. No. 3524		1	—	—
—	Detector unit	Ref. No. 3097		1	—	—
—	Gyro unit	Ref. No. 3209		1	—	—
■ 3659	Indicator, master		19600/1	1	A	each
3660	Panel, control		19692/0	1	A	each
—	Power unit	Ref. No. 3210		1	—	—
—	Rack, mounting	Ref. No. 3212		1	—	—
■ 3661	Repeater, pilot's heading		19603/1	1	A	each
1248	COMPASS, magnetic, observer's, Type 06A	With moulded handle ..		—	A	each
Accessories :—						
For all types of compasses, magnetic, observer's						
1333	Case, transit	For Type 06A compass		1	A	each
—	Key, corrector	Ref. No. 365		1	—	—
▲ 1450	Magnet, 1 in. x 0.64 in.			as rq.	B	pkt.

AIRCRAFT NAVIGATION INSTRUMENTS AND EQUIPMENT, ACCESSORIES AND UNIT SERVICING SPARES

SECTION 6B

Ref. No.	Item identification	Detail	Drawing No. or Part No.	No. Off.	Class of Store	Denom. of Qty.
COMPASS, magnetic, observer's,						
Type 06A—cont.						
Spares:—						
—	Battery, primary, dry, No. 15, Type A	Reference 5J/3061		2	—	—
—	Lamp, filament, 2.5 volt, 0.75 watts	Reference 5L/9951156		1	—	—
—	Lamp, filament, 12 volt, 1.2 watts	Reference 5L/9959112		1	—	—
COMPASS, magnetic, pilot's:—						
Type P:—						
1671	10			—	A	each
1672	11			—	A	each
1673	12	C/w Ref. No. 653		—	A	each
Accessories:—						
For all P-type compasses, magnetic pilot's.						
746	Case, transit	For Type P.10 compass		1	A	each
727	Case, transit	For Type P.11 compass		1	A	each
1103	Case, transit	For Type P.12 compass		1	A	each
1032	Corrector, No. 3			1	B	each
1752	Corrector, No. 4	Incorporating vertical corrector ..		1	A	each
3518	Corrector, surface movement ..			—	A	each
—	Holder, deviation card, Mark 2	Ref. No. 1503		1	—	—
—	Holder, deviation card, Mark 4	Ref. No. 556		1	—	—
—	Key, corrector	Ref. No. 365		1	—	—
653	Mirror, assembled, complete ..	For Ref. No. 1673		1	B	each
—	Nut, brass, plain, R.H. thread,	Reference 28M/661 For securing P-type compasses.		3	—	—
—	Washer, brass, 2 B.A.	Reference 28W/3524 For securing P-type compasses.		3	—	—
2903	Set of parts for Mod. INST. B171			—	C	set
Spares:—						
3115	Ring, movable grid	For Ref. No. 1671 only		1	C	set
2593	COMPASS, survival, wrist type ..			—	B	each
Spares:—						
2615	Strap, wrist		Drg. No. (CEM) 6149/34.	1	C	each
COMPUTOR, dead reckoning:—						
490	Mark 4	Supersedes Ref. Nos. 180 and 250 ..		—	B	each
2645	Mark 4A			—	B	each
Spares:—						
3677	Slides, astro acceleration corrector.			1	C	each
2835	Mark 4B			1	C	each
Spares:—						
3677	Slides, astro acceleration			1	C	each
Spares:—						
3145	Slide			1	C	each
COMPUTOR, height and true air speed:—						
345	Mark 4			—	B	each

AIRCRAFT NAVIGATION INSTRUMENTS AND EQUIPMENT, ACCESSORIES AND UNIT SERVICING SPARES

SECTION 6B

Ref. No.	Item identification	Detail	Drawing No. or Part No.	No. Off.	Class of Store	Denom. of Qty.
3132	COMPUTOR, night photoflash sighting angle and release distance.			1	A	each
▲ 2962	COMPUTOR, performance			1	A	each
	COMPUTOR, range and endurance:—					
▲ 2710	Mark 1B			—	A	each
▲ 2711	Mark 1C			—	A	each
2697	COMMUTATOR, transmitter, Type 1.	20 grammes, Brush pressure	PV.41F/20	1	B	each
484	DE-MISTER, cowl type Mark 2	.. With improved de-misting qualities		—	B	each
	Spares:—					
2578	Plate, distributor			1	C	each
636	Plate, shut off			1	C	each
	FLIGHT SYSTEM, military—					
	Mark 1			—	—	—
	Mark 1A			—	—	—
	Mark 1B			—	—	—
	Mark 1C			—	—	—
	Comprising—	Comprising items for all Marks unless otherwise stated.		—	—	—
	Amplifier unit, compass—					
2868	Type A		107/1/SFS	2	A	each
3012	Type B			2	A	each
3107	Type C	For Mark 1C only		2	A	each
3472	Type D	For Mark 1C only	156/3/SFS	2	A	each
	Accessories—	For Ref. Nos. 2868 3012 and 3107				
2921	Container, c/w mould			—	A	each
	Spares—	For Ref. Nos. 2868 and 3012.				
3184	Amplifier, comparator		SFS.4220	1	A	each
	Spares—					
—	Holder, valve	Reference 10H/0560127		1	—	—
—	Plate, relay holder	Reference 10AS/1002528		2	—	—
3201	Relay		40-617-139	2	A	each
—	Relay, thermal	Reference 10F/17590		1	—	—
—	Screen, valve	Reference 10AL/0563003		1	—	—
—	Socket, electrical	Reference 10H/9114121		2	—	—
3202	Spring, relay containing		30-413-101	2	C	each
3186	Amplifier, monitor		SFS.5246	1	A	each
3185	Amplifier, repeater		SFS.5245	2	A	each
3183	Corrector assembly		SFS.2000	1	A	each
	Spares—					
—	Fuse, 2.5 amp	Reference 10H/19881		2	—	—
—	Fuse unit	Reference 10H/0590170		2	—	—
3203	Indicator, potentiometer		SFS.2211	2	C	each
—	Jack, closed circuit	Reference 10H/9728553		3	—	—
3204	Screw, special		SFS.2208	4	C	each
	Compass beam:—					
3128	Type C	Victor B2 and C195P only		2	A	each
3129	Type D	Vulcan B2 only. For Marks 1, 1A and 1B only		2	A	each
	Accessories:—	For Ref. Nos. 3128 and 3129.				
2920	Container, c/w mould			—	A	each

AIRCRAFT NAVIGATION INSTRUMENTS AND EQUIPMENT, ACCESSORIES AND UNIT SERVICING SPARES

SECTION 6B

Ref. No.	Item Identification	Detail	Drawing No. or Part No.	No. Off.	Class of Store	Denom. of Qty.
FLIGHT SYSTEM, military—cont.						
Comprising—cont.						
Compass beam—cont.						
Spares:—						
—	Expansion ring and glass assembly	For Ref. Nos. 3128 and 3129. Reference 6TC/3149		1	—	—
3274	Knob	For Type D only	SFS.6071	1	C	each
—	Knob	Reference 6A/6759. For Type C only		1	—	—
3273	Knob, sense switch		SFS.6785	1	C	each
—	Lamp, filament, 6 volt	Reference 5L/9959119		1	—	—
—	Synchro	Reference 5UD/7154		1	—	—
—	Synchro	Reference 5UD/7155		1	—	—
3670	Top Lamp		SFS.380M	1	C	each
Computor unit (navigation):—						
2870	Type A		113/SFS	1	A	each
3108	Type B	For Mark 1C only		1	A	each
3134	Type C	For Marks 1, 1A and 1B only		1	A	each
3234	Type D	For Mark 1C only	142/2.SFS	—	A	each
3656	Type E	Mark 1A only		—	A	each
Accessories:—						
2922	Container, c/w mould	For Ref. Nos. 2870, 3108, 3134, 3234 and 3656		—	A	each
Spares:—						
3193	Amplifier, director	For Ref. No. 2870	124/1.SFS	1	A	each
3194	Cover, side		SFS.2357/6	2	C	each
—	Fuse, 500 ma	Reference 10H/0590137		5	—	—
—	Holder, fuse	Reference 5CZ/5691		5	—	—
3192	Pulsing, unit		114.SFS	1	A	each
—	Relay	Reference 10F/19434		23	—	—
—	Relay	Reference 10F/0114689		1	—	—
—	Washer, cup, 4 B.A.	Reference 29C/4046		12	—	—
—	Washer, cup, 6 B.A.	Reference 29C/4048		6	—	—
3163	Cover, Perspex		SFS.2360	1	C	each
3191	Cover Side, left		SFS.2357/2	1	C	each
3190	Cover Side, right		SFS.2357/1	1	C	each
3187	Resolver unit		109/2SFS	1	A	each
3189	Screw, special, perspex cover.		SFS.2363	4	C	each
3160	Stud, locating		SFS.2362	2	C	each
—	Washer Cup, 4 B.A.	Reference 29C/4046		10	—	—
—	Washer Cup, 6 B.A.	Reference 29C/4048		6	—	—
3188	Washer Special, perspex cover		SFS.2361	4	C	each
2879	Annunciator unit, Type A		106/SFS	2	A	each
Accessories—						
2923	Container, c/w mould			—	A	each
Spares—						
—	Annunciator assembly	Reference 6TC/3154		1	—	—
—	Case, front 'O' ring	Reference 6TC/3146		1	—	—
—	Case, rear, 'O' ring	Reference 6T/1076		1	—	—
—	Hand-set, dog clutch	Reference 6TC/3174		1	—	—
—	Housing, 'O' ring	Reference 6TC/3151		1	—	—
—	Knob	Reference 6TC/3173		1	—	—
—	Knob, switch	Reference 6A/6755		1	—	—
—	Nut, bezel	Reference 6A/2250		8	—	—
—	Ring, 'O' sealing	Reference 6TC/3155		1	—	—
—	Shaft, switch, 'O' seal	Reference 270A/269		2	—	—
—	Shield, spring (inner)	Reference 6TC/3176		1	—	—
—	Shield, spring (outer)	Reference 6TC/3175		1	—	—

AIRCRAFT NAVIGATION INSTRUMENTS AND EQUIPMENT, ACCESSORIES AND UNIT SERVICING SPARES

SECTION 6B

Ref. No.	Item identification	Detail	Drawing No. or Part No.	No. Off.	Class of Store	Denom. of Qty.
FLIGHT SYSTEM, military—cont.						
Comprising—cont.						
Annunciator unit, Type A—cont.						
Spares—cont.						
—	Spring, clutch.....	Reference 6TC/3177.....		1	—	—
—	Switch, minibank.....	Reference 6TC/3153.....		1	—	—
—	Synchro, size 11, Type ACS.1/AD.....	Reference 5UD/7156.....		1	—	—
—	Washer, bowed.....	Reference 6TC/3152.....		1	—	—
2873	Computer unit (Pitch), Type A	For Marks 1A, 1B and 1C only		1	A	each
Accessories:—						
2924	Container, c/w mould.....			—	A	each
3037	Pad, gearing, Type A.....	For Marks 1A and 1B only.....		1	C	each
3034	Pad, gearing, Type B.....	For Marks 1A and 1B only.....		1	C	each
3106	Pad, gearing, Type C.....	For Mark 1C only.....		1	C	each
3220	Pad, gearing, Type D.....	For Mark 1A, Varsity A/C. Signals Command.....	134/4. SFS	1	C	each
Spares:—						
3197	Amplifier, pitch datum.....		SFS.4263	1	A	each
3195	Amplifier, pitch, scale (port).....		SFS.5272	1	A	each
3196	Amplifier, pitch, scale.....		SFS.5273	1	A	each
3200	Cover, perspex.....		SFS.5097	1	C	each
3198	Drift unit, assembly.....		SFS.4264	1	A	each
3199	Pitch, datum unit, (complete).....		129.SFS	1	A	each
—	Relay, magnetic.....	Reference 10F/19434.....		16	—	—
—	Washer, cup, 4 BA.....	Reference 29C/4046.....		12	—	—
—	Control, variation setting.....	Ref. No. 2833. For Marks 1 and 1A only.....		1	—	—
Accessories:—						
—	Container.....	Ref. No. 2925.....		1	—	—
—	Detector unit, Type A.....	Ref. No. 2654.....		2	—	—
Accessories:—						
—	Container.....	Ref. No. 2886 (c/w furnishings).....		1	—	—
2871	Mounting, Type E.....	For use with Ref. No. 2870 and 3108.....	115/SFS	1	A	each
Spares:—						
3695	Jacking screw assy.....		SFS.461	2	C	each
3693	Lock device assy., inner.....		SFS.466	2	C	each
3694	Lock device assy., outer.....		SFS.470	2	C	each
3699	Locator, spring.....		SFS.456	4	C	each
3700	Mounting, anti-vibration.....	(Barrymount GB.770-96).....	40-141-129	4	C	each
3696	Nut, lock, special.....		SFS.499	1	C	each
3697	Nut, lock, special.....	Spring plate retaining.....	SFS.454	2	C	each
3698	Spring, tension.....		SFS.457	5	C	each
2872	Repeater, navigator's, compass, Type A.....		127/SFS	1	A	each
3647	Repeater, navigator's, compass, Type B.....	Mk. 1B only.....		1	A	each
3648	Repeater, navigator's, compass, Type C.....	Mk 1B only.....		1	A	each
Tray mounting:—						
2869	Type B.....	For use with Ref. Nos. 2868, 3012 and 3107.....	108/1/SFS	1	A	each
2964	Type D.....	For use with Ref. Nos. 2868 and 3012 only.....	108/2/SFS	1	A	each

AIRCRAFT NAVIGATION INSTRUMENTS AND EQUIPMENT, ACCESSORIES AND UNIT SERVICING SPARES

SECTION 6B

Ref. No.	Item identification	Detail	Drawing No. or Part No.	No. Off.	Class of Store	Denom. of Qty.
FLIGHT SYSTEM, military—cont.						
Comprising—cont.						
Tray, mounting—cont.						
Type B and D—cont.						
Spares:—						
—	Jacking screw assembly....	Ref. No. 3695		2	—	—
—	Lock device assembly, inner	Ref. No. 3693.....		2	—	—
—	Lock device assembly, outer	Ref. No. 3694.....		2	—	—
—	Locator, spring.....	Ref. No. 3699.....		4	—	—
—	Nut, lock, special	Ref. No. 3696.....		1	—	—
—	Nut, lock, special	Spring plate retaining Ref. No. 3697		2	—	—
—	Spring, tension.....	Ref. No. 3698.....		5	—	—
532	GRID, roamer	Complete in cardboard case. For Coastal Command navigators only		—	B	each
3231	GYRO, azimuth, Type B.....			—	A	each
HOLDERS:—						
Deviation card:—						
1503	Mark 2			—	C	each
556	Mark 4			—	C	each
Map folding:—						
2737	Mark 1	13½ in. x 5 in.		1	C	each
2738	Mark 1A.....	9 in. x 5 in.		1	C	each
Observer's instruments:—						
287	Mark 2			—	A	each
2765	Mark 3			1	A	each
1465	Watch.....	For use with Watches, Ref. Nos. 117, 221, and 9101001		—	C	each
293	INDICATOR, air mileage, Mark 1 .	Combined electrical and mechanical instrument. Used in aircraft to provide continuous indication in nautical miles of mileage flown. Operates in conjunction with Air Mileage Unit and Transmitter. Ref. No. 294.....	Creed and Co. 3170	—	A	each
Accessories:—						
295	Panel, switch, Mark 1.....	For use with Ref. No. 293 when no A.P.I. is fitted.....	IN.5005	—	A	each
294	Transmitter, Mark 1.....	For A.M.I., Mark 1. Provided to transmit impulses from the Air Mileage Unit to the Air Mileage Indicator	IN.2410	—	A	each
Spares:—						
3490	Clip, wire, retaining drums			1	C	each
3491	Coil, solenoid		M9234C	1	C	each
3492	Core and lever assembly		M9233D	1	C	each
3486	Cover, assembly		M9237C	1	C	each
3487	Cover, terminal		M9210D	1	C	each
3488	Gasket, cover assembly		M9214D	1	C	each
3493	Insulator		M9217D	1	C	each
3489	Knob		M9212D	1	C	each
—	Screw, cover securing.....	Ref. 28S/9992527		4	—	—
3494	Spring, solenoid arm		M.9208D	1	C	each

AIRCRAFT NAVIGATION INSTRUMENTS AND EQUIPMENT, ACCESSORIES AND UNIT SERVICING SPARES

SECTION 6B

Ref. No.	Item Identification	Detail	Drawing No. or Part No.	No. Off.	Class of Store	Denom. of Qty.
278	INDICATOR, air position, Mark 1A	Maintains automatic and continuous air plot in lat. and long. and indicates heading of aircraft. Includes two electrical transmitters for operating W.F.A. Mark 1A and G.P.I. Mark 1	JPU.100	—	A	each
	Accessories :—					
404	Attachment, wind finding, Mark 1B.		1	A	each
	Accessories :—					
335	Table, Type A	Time delay and time of fall, for use with Flame float, A/C. navigation, NO. 3, Marks 1 & 2.	IN.10186	1	C	each
	Spares :—					
965	Computer, fixed plate	IN.7587	1	C	each
077	Computer, rotating plate	IN.7588	1	C	each
964	Spring, reset	IN.7568	2	C	each
967	Strap	IN.7589	1	C	each
968	Strip, connectin, universal, 6-way.		1	C	each
639	Carton, transit		1	A	each
	Drives, flexible:—					
517	5 in.		—	C	each
292	1 ft. ½ in.	Z.10129	—	C	each
273	1 ft. 3 in.	Z.10129	—	C	each
337	1 ft. 5 in.	Z.10129	—	C	each
291	1 ft. 7½ in.	Z.10129	—	C	each
265	2 ft. 6 in.	Z.10129	—	C	each
267	3 ft. 6 in.	Z.10129	—	C	each
2592	4 ft. 3 in.		—	C	each
268	5 ft. 0 in.	Z.10129	—	B	each
310	Panel, switch, Mark 1.	IN.8102	—	A	each
	Spares :—					
972	Strip, connecting, universal,	IN.8434-1	1	C	each
314	Repeater unit	For use with A.P.I. Mark 1A in conjunction with Ref. No. 309 and flexible drives.	IN.8501	—	A	each
309	Transmitter, electrical, Mark 1 .	For use with A.P.I. Mark 1A in conjunction with Ref. No. 314.	IN.6924	—	A	each
	Spares :—	Bell Punch Co. Ltd. For Indicators, air position, Mark 1A.				
	Covers :—					
501	Bottom	JP.176	1	C	each
502	Terminal box	JP.159	1	C	each
500	Unit top	JPU.58	1	C	each
534	Unit top	Tropicalized	JPU.58	1	C	each
505	Gasket, bottom cover	JP.177. Drg. No. IN.15647.	1	C	each
506	Knob, unit grid line, c/w screws	JPU.66. Drg. No. IN.15655	1	C	each
507	Resistor, 100 ohms, 10 watt		1	C	each
510	Seal, felt large	JP.179	4	C	each
508	Seal, felt, small	JP.182	8	C	each
458	INDICATOR, air position, Mark 1B.	Supersedes Ref. No. 278		—	A	each
	Spares :—					
644	Cover, bottom	Drg. No. IN.15646.	1	C	each

AIRCRAFT NAVIGATION INSTRUMENTS AND EQUIPMENT, ACCESSORIES AND UNIT SERVICING SPARES

SECTION 6B

Ref. No.	Item Identification	Detail	Drawing No. or Part No.	No. Off.	Class of Store	Denom. of Qty.
INDICATOR, air position, Mark 1B—cont.						
Spares—cont.						
643	Cover, unit top		Drg. No. IN.15695.	1	C	each
—	Cover, waterproof	Reference 5D/1461		1	—	—
—	Gasket, bottom cover	Ref. No. 505		1	—	—
642	Knob, resetting		Drg. No. IN.15672-1.	2	C	each
—	Knob, unit grid line, c/w screws	Ref. No. 506		1	—	—
—	Lamp, filament, 24 volt, 2.4 watt.	Reference 5L/9959212 or 5L9959211.		3	—	—
2770	Mod. Inst./B.140-Set of parts for.			1	C	set
—	Motor, repeater	Ref. No. 1845		1	—	—
—	Resistor, 100 ohms, 10 watt	Ref. No. 507	Bulain PR.101	1	—	—
—	Resistor, Atmite	Ref. No. 467		6	—	—
640	Screw, terminal, and captive washer.		Dra. No. IN.15668-1.	42	C	each
—	Seal, felt, large	Ref. No. 510		4	—	—
—	Seal, felt, small	Ref. No. 508		8	—	—
—	Switch, dimmer, A.M. design, Type E.	Reference 5CW/724		1	—	—
—	Switch, Type 152	Reference 10F/10338		1	—	—
—	Switch, push, A.M. design, Type C.	Reference 5CW/2061		1	—	—
▲	303 INDICATOR, air position, Mark 2.	Gives continuous air position in N.S. and E.W. co-ordinates.	LAU.150	—	A	each
Accessories :—						
304	Panel, control		LBU.1010	—	A	each
Spares :—						
929	Block, terminal, 4-way		L.A.137	—	C	each
930	Block, terminal, 6-way		LB.1003	—	C	each
931	Gasket, cover, front		LB.1013	—	C	each
932	Resistor, 100 ohms, 10 watt		PR.101	—	C	each
▲	498 Panel, control	For use only with Ref. Nos. 303 and 470 combination.		—	A	each
—	Transmitter, electrical, Mark 1	Ref. No. 309		—	—	—
Spares :—						
909	Block, terminal 2-way		LAU.97	—	C	each
911	2-way		LAU.87	—	C	each
910	4-way		LAU.96	—	C	each
908	12-way		LAU.98	—	C	each
2793	Bracket, resistor mounting assembly.		LAU.113	—	C	each
925	Case		LAU.105	—	C	each
927	Collar, for stud		LA.77	—	C	each
924	Cover, front (less lampholder)		LA.3	—	C	each
920	Gasket, cortex		LA.154	—	C	each
913	Gland, cable, complete		LAU.99	—	C	each
922	Holder, lamp unit, wired (short)		LAU.89	—	C	each
923	Holder, lamp unit, wired (long)		LAU.109	—	C	each
917	Joint, cortex		LA.201	—	C	each
963	Key unit		LAU.103	—	C	each
914	Mask		LA.198	—	C	each
916	Mask		LA.53	—	C	each
905	Motor, repeater		LA.209	—	A	each

AIRCRAFT NAVIGATION INSTRUMENTS AND EQUIPMENT, ACCESSORIES AND UNIT SERVICING SPARES

SECTION 6B

Ref. No.	Item identification	Detail	Drawing No. or Part No.	No. Off.	Class of Store	Denom. of Qty.
▲	INDICATOR, air position, Mark 2—cont.					
	Spares—cont.					
906	Motor, repeater, c/w spring	LAU.3	—	A	each
912	Pointer unit	LAU.45	—	C	each
907	Resistance, 68 ohms, "Bulgin"	RWJ.680J	—	C	each
915	Ring, sealing, upper	LA.199	—	C	each
918	Ring, sealing (P.V.C.)	LA.202.	—	C	each
926	Stud, front securing	LA.76	—	C	each
928	Stud, rear support	LA.238	—	C	each
919	Seal, felt	LA.203	—	C	each
903	Transmitter unit	LAU.93	—	A	each
904	Transmitter unit, c/w suppressor	LAU.95	—	A	each
549	Tube, spacing	LA.250	—	C	each
921	Washer, felt	LA.213	—	C	each
652	Window, perspex, 1/16 in. × 3/4 in. diam.	LA.57	1	C	each
	INDICATOR, ground position:—	For use in A/C to maintain automatic and continuous ground plot.				
406	Mark 1B.	Scale 1/72,915 and 1/500,000.....		—	A	each
	Accessories:—					
3680	Case, transit		1	A	each
184	Ring, mounting		—	B	each
	Spares:—					
456	Nut, lock		3	C	each
600	Screw, levelling		3	C	each
	Spares:—					
688	Clamp, screw	Rolls Royce Ltd. Pillar.....	W.9612/8	10	C	each
692	Cover	W.9625/2	1	C	each
2658	Dial, wind finding, E.W.	W.10292-8 and W.10292-7.	1	C	each
2659	Dial, wind finding, N.S.	W.10292-8 and W.10292-10.	1	C	each
550	Graticule assembly	For replacement of faulty graticules		—	C	each
693	Hook	W.9623/4	3	C	each
705	Knob, setting	W.9619/5	2	C	each
699	Lampholder	W.10203/8	1	C	each
698	Lever	W.9610/3	2	C	each
2646	Resistance, Type V.R.		1	C	each
707	Screw, swivel	W.10198/6	3	C	each
704	Spring, break-back	W.9705/8	1	C	each
706	Swivel	W.9623/3	3	C	each
3523	Mark 1C.		—	A	each
305	Mark 2		—	A	each
	Accessories:—					
306	Panel, control		1	A	each
2746	Panel, control, Type B		1	A	each
	Spares:—					
656	Motor, constant speed		1	A	each
■ 541	Mark 4	Supplied without amplifier, Ref. No. 633, plate back, Ref. No. 657, and tray, mounting Ref. No. 655.		—	A	each
	Accessories:—					
2761	Case, transit	C/w inner carton and rubber mould.		1	A	each
	Spares:—					
3724	Bush, oilite	LG.1051	1	C	each

AIRCRAFT NAVIGATION INSTRUMENTS AND EQUIPMENT, ACCESSORIES AND UNIT SERVICING SPARES

SECTION 6B

Ref. No.	Item Identification	Detail	Drawing No. or Part No.	No. Off.	Class of Store	Denom. of Qty.
INDICATOR, ground position—						
cont.						
Mark 4—cont.						
Spares—cont.						
3725	Bush, oilite		LG.108	1	C	each
3721	Disc, resolving gear		LG.435	1	C	each
3718	Link assy.		LG.V.2373	1	C	each
2832	Mod. Inst. B/154-Set of parts for.			1	C	set
2853	Mod. Inst. B/163-Set of parts for.		X.5356	1	C	set
3722	Roller assy.		LG.713	1	C	each
3723	Shim, stainless steel		LG.1377	1	C	each
3717	Spindle assy., cam and roller		LG.V.2351	1	C	each
3720	Spring		LG.1380	1	C	each
3136	Washer, friction, N-S.			1	C	each
3719	Washer, oilite		LG.1408	1	C	each
2649	Mark 4A			—	A	each
Accessories:—						
633	Amplifier	Supplied without tray, mounting,		1	A	each
Spares:—						
Capacitor, fixed, paper dielectric, tubular metal case:—						
—	.05 mfd.	Reference 10C/0115254		3	—	—
—	1.0 mfd.	Reference 10C/0115266		1	—	—
Capacitor, fixed, paper dielectric, tubular metal case, insulated:—						
—	.01 mfd.	Reference 10C/0115552		1	—	—
—	.02 mfd.	Reference 10C/0115553		1	—	—
2701	Cover		Z.147-2	1	C	each
—	Holder, fuse	Reference 10H/0590102		1	—	—
—	Link, fuse	Reference 10H/0590107		1	—	—
—	Plug, sealed, M.4, fixed, female shell Resistor, fixed composition, Grade 2 insulated:—	Reference 10H/0560080		1	—	—
—	1K. ohms	Reference 10W/0222004		1	—	—
—	33K. ohms	Reference 10W/0222193		2	—	—
—	47 K. ohms	Reference 10W/0222214		2	—	—
—	220 K. ohms	Reference 10W/0223079		2	—	—
—	Resistor, fixed, wire wound, enamelled. 470 K ohms.	Reference 10W/0243380		1	—	—
—	Screw, csk, 6 B.A. x 1/4 in. long.	Suspension plate securing. Reference 28S/3421.		6	—	—
3649	Spring, suspension		Z.147-122	6	C	each
—	Valve, electronic, CV.136 ...	Reference 10CV/136		2	—	—
—	Valve, electronic, CV.455 ...	Reference 10CV/455		1	—	—
2757	Back plate, Mark 2	For indicator, ground position, Mark 4.		1	C	each
655	Tray, mounting	For amplifier (Ref. No. 633)		1	C	each
Spares:—						
2703	Azimuth unit	For Ref. No. 2649 only	Z.147-A.56	1	A	each
2704	Azimuth unit	For Ref. No. 541 only	Z.147-A.9.	1	A	each
Spares:—						
2706	Brush, block assembly		Z.147-A.13	2	C	each

AIRCRAFT NAVIGATION INSTRUMENTS AND EQUIPMENT, ACCESSORIES AND UNIT SERVICING SPARES

SECTION 6B

Ref. No.	Item identification	Detail	Drawing No. or Part No.	No. Off.	Class of Store	Denom. of Qty.
INDICATOR, ground position—cont.						
Mark 4A—cont.						
Spares—cont.						
Azimuth unit—cont.						
Spares—cont.						
—	Capacitor, fixed 2.0 mfd....	Reference 10C/0 115267		1	—	—
—	Holder, fuse	Reference 10H/0590102		1	—	—
—	Link, fuse.....	Reference 10H/0590107		1	—	—
—	Plug, Type 665	Reference 10H/18512.....		1	—	—
269 1	Contact, counter reset		LGU.2403	2	C	each
2696	Contact, storage direction control.....		LGU.2400	2	C	each
2700	Coupling, azimuth unit		LGU.2332	2	C	each
—	Cover assembly, angle	Reference 10H/18835.....		4	—	—
—	Cover assembly, angle	Reference 10H/18836		1	—	—
2695	Handle, storage emergency		LGU.2404	1	C	each
2688	Knob, compass reset.....		LGU.2377	1	C	each
2689	Knob, counter reset.....		LG.838	2	C	each
2694	Knob, normal fix		LG.60	2	C	each
2693	Knob, track drum assembly ...		LGU.2370	1	C	each
—	Lamp, filament, 24 volt, 2.4 watt.	Reference 5L/9959211. Storage indicating.		2	—	—
—	Lamp, instrument.....	Reference 5CX/462.....		2	—	—
—	Motor, electric, 24 volts, P.M. Type 1C.	Reference 5UD/6682.....		4	—	—
2698	Motor, repeater.....			1	B	each
—	Plug, Type 964	Reference 10H/20224.....		4	—	—
—	Plug, Type 966	Reference 10H/20226		1	—	—
—	Screw, ch/hd., 2 B.A. × 5/8 in. long.	Front panel securing. Reference 28S/9435713.		4	—	—
—	Socket, Type 812.....	Reference 10H/20304.....		1	—	—
—	Socket, Type 811.....	Reference 10H/20303.....		4	—	—
2692	Spring, counter reset centring.		LG.1226	2	C	each
2699	Suppressor, special.....		LG.1070	1	C	each
—	Switch, Type 152.....	Reference 10F/10338.....		1	—	—
3094	Track, transmitter unit.....		LUG.2335	1	B	each
3096	Transmitter unit, E.W.		LUG.2337	1	B	each
3095	Transmitter unit, N.S.		LUG.2336	1	B	each
2690	Window, perspex		LG.847	1	C	each
■ 3520	Mark 4C					
Accessories:—						
—	Amplifier	Ref. No. 633		—	—	—
3521	Plate, plug and jacking			1	A	each
—	Tray, mounting	Ref. No. 655		—	—	—
▲ 2769	Mark 5:—			1	A	each
Accessories:—						
2771	Azimuth unit			1	A	each
Spares:—						
3079	Block, catch		LCG5-327	2	C	each
3390	Pillar, spacing		Z.147-213	1	C	each
2772	Box, junction			1	A	each
Spares:—						
2996	Gasket, lid.....		LH.105	1	C	each
2995	Lid assembly		LHU.153	1	C	each
2773	Panel, control			1	A	each
Spares:—						
2998	Gasket		LH.203	1	C	each

AIRCRAFT NAVIGATION INSTRUMENTS AND EQUIPMENT, ACCESSORIES AND UNIT SERVICING SPARES

SECTION 6B

Ref. No.	Item identification	Detail	Drawing No. or Part No.	No. Off.	Class of Store	Denom. of Qty.	
INDICATOR, ground position—cont.							
Mark 5—cont.							
Accessories—cont.							
Panel, control—cont.							
Spares—cont.							
3000	Holder, dimmer lamp.....		LH.207	1	C	each	
2999	Insulator and bracket assembly.....		LHU.154	1	C	each	
2997	Lid.....		LH.202	1	C	each	
2774	Tray, mounting.....			1	A	each	
Spares:—							
3010	Block, terminal, 12-way.....		LAU.138	1	C	each	
3002	Bracket, assembly, resistor.....		LAU.112	1	C	each	
3009	Coupling unit.....		LAU.11	1	C	each	
3011	Gland, cable.....		LAU.237	1	C	each	
3006	Key, unit.....		LHS.126	1	C	each	
3004	Knob, E-W, re-setting.....		LAU.80	1	C	each	
3003	Knob, N-S, re-setting.....		LAU.79	1	C	each	
3005	Pinion, transfer.....		JP.1018	6	C	each	
3001	Stud, rear support.....		LH.34	1	C	each	
3007	Transmitter unit, E-W.....		LHU.138	1	A	each	
3008	Transmitter unit, N-S.....		LHU.137	1	A	each	
▲	339	INDICATOR, homing course.....	With Y.E. beacon.....	—	A	each	
	365	KEY, corrector.....	For A.T.M. and P type compasses.....	—	C	each	
	2056	KEY, corrector.....	For E.2 and E2A compasses.....	CD(A) 2767	—	C	each
	251	PENCIL, hexagonal.....	Red and green, combined copying, for Navigators' use only.	—	C	each	
PERISCOPE, aircraft:—							
■	2987	Rearward viewing.....	KPG.0205	1	A	each	
	2764	Rearward viewing.....	KPG.0501	1	A	each	
	2799	Rearward viewing.....	KPG.0102	1	A	each	
Accessories:—							
	2866	Case, transit.....		—	A	each	
Spares:—							
	2728	Cable assembly.....	Z.101-A102	1	C	each	
	2803	Eyeguard, rubber, angled.....	Kilroy type.....	Z.101-A286	1	C	each
	2802	Eyeguard, rubber, straight.....		Z.101-A185	1	C	each
PLANISPHERE:—							
	153	Mark 1A.....	Rude Star identifier. Reference 106B/55 is to be demanded in lieu until stocks are exhausted.	—	A	each	
	178	Mark 1B.....	Rude Star identifier. Reference 106B/55 is to be demanded in lieu until stocks are exhausted.	—	A	each	
	189	Mark 1C.....	Rude Star identifier. Reference 106B/55 is to be demanded in lieu until stocks are exhausted.	—	A	each	
▲	477	PLOTTER, basic.....	Scale 1.....	—	A	each	
Accessories:—							
Arm, torpedo track:—							
	479	Angling, left, seconds.....	Scale 11.....	—	A	each	

AIRCRAFT NAVIGATION INSTRUMENTS AND EQUIPMENT, ACCESSORIES AND UNIT SERVICING SPARES

SECTION 6B

Ref. No.	Item identification	Detail	Drawing No. or Part No.	No. Off.	Class of Store	Denom. of Qty.
PLOTTER, basic—cont.						
Accessories—cont.						
Arm, torpedo track—cont.						
481	Angling, left, yards	Scale 13		—	A	each
480	Angling, right, seconds	Scale 12		—	A	each
482	Angling, right, yards	Scale 14		—	A	each
478	Cyro, angle plotter	Scale 10. Variable flight arm		—	A	each
491	Scale, gyro angle plotting			—	A	each
Accessories:—						
492	Box, wooden			—	A	each
▲ 344	PLOTTER, knee	Pilot/Navigator type, Mark 1	IN.12346	—	A	each
2806	PLOTTER, pilots' interception, Mark 1.	C/w carrying bag, Ref. No. 2904		—	A	each
Accessories:—						
Plate, map plotting:—						
2807	Pair No. 1	Southern and South Western England		—	C	pair
2808	Pair No. 2	Central, Southern and South Eastern England.		—	C	pair
2809	Pair No. 3	Western England, Ireland and Wales		—	C	pair
2810	Pair No. 4	Eastern England		—	C	pair
2891	Pair No. 5	North Eastern England		—	C	pair
2811	Pair No. 6	Eastern Scotland		—	C	pair
1812	Pair No. 7	Western Scotland		—	C	pair
2813	Pair No. 8	Northern Scotland		—	C	pair
2926	Pair No. 9	N. W. Germany		—	C	pair
2927	Pair No. 10	W. Germany		—	C	pair
Spares:—						
2904	Bag, carrying			1	B	each
2910	Base arm sub-assembly		IN.37994	1	C	each
2911	Knob		IN.37109	1	C	each
2912	Knob, pip		IN.37110	1	C	each
2909	Position, arm sub-assembly		IN.37095	1	C	each
2913	Strap, buckle		IN.37115	2	C	each
2907	Strap, clasp, Part A		IN.37116	1	C	each
2908	Strap, clasp, Part B		IN.37116	1	C	each
47	PROTRACTOR, Douglas	5 in.		—	C	each
▲ 654	PROTRACTOR, grid	Naval Aviation only		1	B	each
▲ 2747	PROTRACTOR, grid, Mark 2.	Naval Aviation only		1	B	each
▲ 3206	PROTRACTOR, Navigational	Naval aviation only		1	B	each
356	RECORDER, drift, Henry Hughes, Type V. 2038.	For Devon C.1 aircraft		—	A	each
258	RECORDER, drift, Mark 2*	Projecting eyepiece with rubber eye-guard, circular computer card, circular frosted glass plate below drift scale.	W.8072	—	A	each
Accessories:—						
191	Case, transit			1	A	each
210	Rail, slide, L.H.		W.8082/8	1	C	each
209	Rail, slide, R.H.		W.8076/1	1	C	each

AIRCRAFT NAVIGATION INSTRUMENTS AND EQUIPMENT, ACCESSORIES AND UNIT SERVICING SPARES

SECTION 6B

Ref. No.	Item identification	Detail	Drawing No. or Part No.	No. Off.	Class of Store	Denom. of Qty.
RECORDER, drift, Mark 2—cont.						
Spares :—						
351	Clip, pencil holder		W.8078/8	1	C	each
762	Eye-piece, sorbo		W.8078/5	1	C	each
363	Lense, eye		W.8078/6	1	C	each
681	Mirror, interlens.		W.8081/1	1	C	each
876	Mirror, oval	Tropicalised		1	C	each
751	Pad, rubber, fuselage		W.8084/8	1	C	each
355	Plate, grid		W.8074/2	1	C	each
354	Plate, recording		W.8074/1	1	C	each
364	Spring, catch		W.8085/7	1	C	each
683	Washer, window, exit	1.67 in. o/d x 1.57 in. q/d.	Item 131 on schedule 8072 Issue 7.	1	C	each
684	Window, exit, glass	1.67 in. o/d x .13 in.	Item 129 on schedule 8072 Issue 7.	1	C	each
3711	RECORDER, visual flight			1	C	each
3576	REPEATER, RL.1	Scout Helicopter only	19116-0	1	A	each
467	RESISTOR, ARMITE		L.275300	—	C	each
ROLLER-MAP, Mark 1:—						
Consisting of :—						
■ 3179	Coupling unit, Type 9233			1	A	each
Spares :—						
3673	Spring, retaining cover		A.9233/123	2	C	each
■ 3178	Map display unit, Type 9033	C/w Ref. No. 3250		1	A	each
Accessories :—						
3250	Case, transit	For Ref. No. 3178		1	A	each
Spares :—						
3514	Block, pointer		A.9033/258	1	C	each
3687	Card, nylon resetting	0.65 mm. Diameter		A/R	C	each
3516	Cover, spool assy.		E.9033/AS	1	C	each
3512	Cover, spool assy, slotted		B.9033/AT	1	C	each
3671	Cursor, belt assy.		A.9033/AW	1	C	each
3679	Guard, control, plastic		C.9033/261	1	C	each
3513	Painter		A.9033/257	1	C	each
3515	Spring, shim		A.9033/259	1	C	each
Accessories :—						
3182	Board, loading			1	A	each
3181	Board, map cutting			1	A	each
Spares :—						
3601	Block, spool mounting (Ejector end)		A.9219-19	1	C	each
3603	Block, spool mounting (Handle end)		A.9212-20	1	C	each
3593	Bush		A.9212-65	2	C	each
3599	Bush, drive		A.9212-21	1	C	each
3596	Button, ejector		A.9212-28	1	C	each
3589	Collar		A.9212-57	1	C	each
3588	Cutter, slide assembly		C.9212-AB	1	B	each
3600	Knob, knurled		A.9212-23	1	C	each
3584	Plate, cam (Back)		A.9212-51	2	C	each
3585	Plate, cam (Front)		A.9212-52	2	C	each
3604	Pin, long (Handle end)		A.9212-26	2	C	each
3602	Pin, short (Ejector end)		A.9212-27	2	C	each

AIRCRAFT NAVIGATION INSTRUMENTS AND EQUIPMENT, ACCESSORIES AND UNIT SERVICING SPARES

SECTION 6B

Ref. No.	Item Identification	Detail	Drawing No. or Part No.	No. Off.	Class of Store	Denom. of Qty.
ROLLER, MAP, Mark 1—cont.						
Accessories—cont.						
Board, map cutting—cont.						
Spares—cont.						
3587	Pin, stop.		A.9212-55	2	C	each
3592	Roller		A.9212-62	4	C	each
3595	Roller assembly		B.9212-G	2	C	each
3597	Screw, special (Button, retaining)		A.9212-29	1	C	each
3590	Slider		A.9212-59	2	C	each
3586	Spacer		A.9212-53	6	C	each
3598	Spring, roller tension		A.9212-18	4	C	each
3591	Washer		A.9212-60	2	C	each
3207	Spool			1	C	each
ROLLER-MAP, Mark 2:—						
Consisting of:—						
▲ 3215	Roller-map, Mark 2 (Type 9073)			1	A	each
Accessories:—						
▲ 3218	Board, loading	Ground use only.		1	A	each
3217	Board, map cutting, c/w cutters			1	A	each
Spares:—						
▲ 3707	Cover, plate			1	C	each
ROLLER-MAP, Mark 3:—						
Consisting of:—						
▲ 3226	Coupling unit (Type 9263)			1	A	each
Spares:—						
3607	Amplifier, strip assembly		B/RL/3976/CW	5	A	each
3606	Board, pre-set potentiometer		B/RL/AIR/-320K.	1	A	each
3629	Bush, insulation		A/RL/320/24	—	C	each
3614	Cap, end, 12 way	C/w screws	B/RL/AIR/3882/117.	—	C	each
3626	Choke		B/SKA/4520	—	C	each
3627	Choke		B/SKA/4521	—	C	each
3635	Clip		A/RL/3976/178	—	C	each
3636	Clip		A/RL/3976/179	—	C	each
3615	Cover, access, gear		B/RL/AIR/3882/118	—	C	each
3605	Cover, dust, assembly		D/RL/AIR/320/AK.	1	C	each
3623	Disc, strobing		A/RL/AIR/320/32	—	C	each
3611	Gear		A/RL/AIR/310/15	—	C	each
3612	Gear		A/RL/AIR/320/16	—	C	each
3621	Gear		A/RL/AIR/320/30	—	C	each
3622	Gear		A/RL/AIR/320/31	—	C	each
3631	Heading assembly, speed across		B/RL/3976/BJ	—	A	each
3632	Heading assembly, speed along		B/RL/3976/BK	—	A	each
3619	Motor assembly		A/RL/AIR/320Q	—	A	each

AIRCRAFT NAVIGATION INSTRUMENTS AND EQUIPMENT, ACCESSORIES AND UNIT SERVICING SPARES

SECTION 6B

Ref. No.	Item identification	Detail	Drawing No. or Part No.	No. Off.	Class of Store	Denom. of Qty.
ROLLER-MAP, Mark 3—cont.						
Consisting of—cont.						
Coupling unit (Type 9263)—cont.						
Spares—cont.						
3620	Motor assembly		A/RL/AIR/320R	—	A	each
3634	Panel, printed circuit tape and chart		B/RL/AIR/320AV.	—	A	each
3633	Pre-Amplifier assembly		B/RL/AIR/320AU.	—	A	each
3610	Screw, captive		A/RL/AIR/320/88	6	C	each
3616	Screw, captive		A/RL/AIR/320/3	—	C	each
3624	Screw, captive		A/RL/AIR/320/47	—	C	each
3608	Screw, special		A/RL/AIR/302/164	4	C	each
3609	Strap		A/RL/AIR/320/76	3	C	each
3613	Synchro resolver, sub-assembly		B/RL/AIR/3882/62	—	A	each
3617	Tacho assembly		A/RL/AIR/320L	—	A	each
3618	Tacho assembly		A/RL/AIR/320M	—	A	each
3625	Transformer		B/SKA/4519	—	C	each
3628	Transformer		B/SKA/4583	—	C	each
3630	Washer, insulation		A/RL/320/25	—	C	each
▲ 3225	Display head (Type 9063)			1	A	each
▲	Accessories :—					
—	Board, loading	Ref. No. 3182		1	—	—
—	Board, map cutting	Ref. No. 3181		1	—	—
3228	Bracket, mounting			1	A	each
—	Cutter, map	Ref. No. 3180		1	—	—
3227	Tray, mounting			1	A	each
—	Spares :—					
3241	Board, circuit, pre 3-amp.			1	A	each
3242	Board, circuit, Tape and chart			1	A	each
260	RULE, navigation, Mark 1	Nautical miles		—	C	each
▲ 3208	RULER, flight planning			1	B	each
—	SEXTANT :—					
177	Marine type			—	A	each
—	Accessories :—					
244	Case, transit			—	A	each
313	Mark 9BM			—	A	each
—	Accessories :—					
195	Adaptor, plug, Mark 1	30 ohm or 70 ohm		—	C	each
219	Attachment, automatic Double speed			—	A	each
236	Case, transit			1	A	each
—	Spares :—					
—	Battery, primary, dry, 1.5 volt, No. 9	Reference 5J/9101132		2	—	—

AIRCRAFT NAVIGATION INSTRUMENTS AND EQUIPMENT, ACCESSORIES AND UNIT SERVICING SPARES

SECTION 6B

Ref. No.	Item identification	Detail	Drawing No. or Part No.	No. Off.	Class of Store	Denom. of Qty.
SEXTANT—cont.						
Mark 9BM—cont.						
Spares—cont.						
464	Eyepiece, double, adjustable	Complete assembly		1	C	each
368	Guard, eye, rubber		2	C	each
369	Screw, case		1	C	each
465	Spring	For Ref. No. 464		1	C	each
559	Periscopic, Mark 2	C/w carrying case, Ref. No. 2642		—	A	each
Accessories :—						
2642	Case, carrying		1	A	each
2643	Tray, mounting	For Ref. No. 2642		—	A	each
2801	Case, stowage and transit	C/w moulds		1	A	each
Mountings :—						
2586	Mark 1A	Angle of slope 6°		—	A	each
2587	Mark 1B	Angle of slope 18°		—	A	each
2588	Mark 1C	Angle of slope 0°		—	A	each
2804	Mark 1E	Angle of slope 8°		1	A	each
3469	Mark 1F	Angle of slope 6°		—	A	each
3470	Mark 1G	Angle of slope 18°		—	A	each
3471	Mark 1H	Angle of slope 8°		—	A	each
Accessories :—						
For Ref. No. 2587 only.						
2777	Cable, extension	Z.101/XM/1	2	C	each
Spares :—						
For Ref. Nos. 2586, 2587, 2588 and 2804						
2679	Cable operating assembly	Z.101-A114	1	C	each
2683	Gasket, flange ring	Z.101-317	1	C	each
2684	Gasket, main	Z.101-349	1	C	each
2678	Heater assembly	Z.101-A105	1	C	each
2685	Plug, 3-pin, special	Z.101-A148	1	C	each
2876	Plug, drain	Z.101-785	1	C	each
2745	Ring, sealing rubber	Z.101-790	1	C	each
2744	Seal, mount, rubber	Z.101-316	1	C	each
2680	Spring, catch ring	Z.101-1467	1	C	each
2874	Spring, lever return	Z.101-770	1	C	each
2875	Spring, locking bolt	Z.101-1466	1	C	each
2682	Spring, mount	Z.101-350	1	C	each
Spares :—						
For Ref. Nos. 2588, 3469, 3470, 3471.						
3639	Cover, Type A	Z101-1854	1	C	each
3640	Cover, Type B	Z101-1855	1	C	each
3641	Grommet	ZV-4512	2	C	each
3642	Grommet	ZV-5690	1	C	each
3637	Heater body assembly	Z101-A.246	2	B	each
3638	Heater element assembly	Z101-A.247	2	C	each
Spares :—						
3111	Eyepiece assembly, prismatic (straight).	C/w eyeguard, Ref. No. 2803	Z101-A.183	1	A	each
3517	Transfer, warning	Mod. Inst. B211	Z101-1867	1	C	each
2836	Periscopic, Mark 2A	C/w carrying case, Ref. No. 2837. For aircraft only.		—	A	each
Accessories :—						
2837	Case, carrying	C/w moulds, Ref. No. 2801		—	A	each
—	Case, stowage and transit		1	A	each
3110	Eyepiece assembly, prismatic (angled).	Z101-A.227	1	A	each
3747	Mounting	For Belfast C1.	KSH.0706	1	A	each
—	Transfer, warning	Ref. No. 3517		1	—	—

AIRCRAFT NAVIGATION INSTRUMENTS AND EQUIPMENT, ACCESSORIES AND UNIT SERVICING SPARES

SECTION 6B

Ref. No.	Item identification	Detail	Drawing No. or Part No.	No. Off.	Class of Store	Denom. of Qty.
SEXTANT—cont.						
■ 2838	Periscopic, Mark 2B	C/w carrying case, Ref. No. 2642. Will supersede Ref. No. 559 when the latter is no longer available and cannot be repaired.		1	A	each
	Accessories :—					
—	Case, stowage and transit	C/w moulds, Ref. No. 2801		—	—	—
	Spares :—					
—	Cable assembly	Ref. No. 2728		1	—	—
—	Eyeguard, rubber, angled	Ref. No. 2803		1	—	—
—	Eyeguard, rubber, straight	Ref. No. 2802		1	—	—
—	Eyepiece assembly, prismatic, angled.	Ref. No. 3110		1	—	—
—	Eyepiece assembly, prismatic, straight.	Ref. No. 3111		1	—	—
2730	Handle, winding		S9B-77	1	C	each
2733	Knob, diaphragm bubble assembly.		Z101-A.89	1	C	each
2732	Knob, shade control		Z101-1043	1	C	each
2731	Nut, securing	For winding handle	S9B-78	1	C	each
2734	Screw, special	For securing diaphragm bubble knob	Z.101-387	1	C	each
—	Transfer, warning	Ref. No. 3517		1	—	—
2735	Washer, special, 8BA. x ¼ in. o/d. x ½ in.		930011	1	C	each
■ 2766	Periscopic, Type 1A	C/w carrying case. For Comet aircraft only.	KSH.-0203	1	A	each
	Accessories :—					
2800	Case, carrying			1	A	each
—	Case, stowage and transit	C/w moulds. Ref. No. 2801		1	—	—
2767	Mounting, Type 4	Angle of slope 18°	V.2171	1	A	each
3467	Mounting, Mk. 4A	Angle of slope 14°	KSH.0908	1	A	each
	Spares :—					
—	Plug, drain	Ref. No. 2876		1	—	—
—	Spring, lever return	Ref. No. 2874		1	—	—
—	Spring, locking bolt	Ref. No. 2875		1	—	—
2768	Tray, mounting	For carrying case	V.2154	1	A	each
	Spares :—					
2880	Eyeguard, rubber, white		ZM.165	1	C	each
2882	Knob, for bubble diaphragm ...		Z.101-386	1	C	each
2881	Mounting, eyeguard		Z.100-742	1	C	each
—	Screw, special	For bubble knob. Ref. No. 2734 ...	Z.101-387	1	—	—
● 200	STRAIGHT EDGE, 20 in., Mark 2	Transparent scale. 1/500,000 statute miles.		1	C	each
349	STRAIGHT EDGE, 20 in., Mark 3	Transparent scale. 1/500,000 and 1/100,000 nautical miles.		1	C	each
216	SUSPENSION, sextant	For jome, hemispherical		—	C	each
	TOPOGRAPHICAL DISPLAY, Type B :—					
3675	Map control, unit, Type B			1	A	each
3674	Map Display, unit Type B			1	A	each
3676	Scale Change, unit			1	A	each

AIRCRAFT NAVIGATION INSTRUMENTS AND EQUIPMENT, ACCESSORIES AND UNIT SERVICING SPARES

SECTION 6B

Ref. No.	Item Identification	Detail	Drawing No. or Part No.	No. Off.	Class of Store	Denom. of Qty.
TRACK/HEADING DEVIATION INDICATOR.						
3702	Indicator unit			1	A	each
3703	Sensing unit			1	A	each
2914	TRANSMITTER ASSEMBLY	Formerly Reference 6BB/893	I.N.U.0952	—	B	each
■ 3013	TRUE AIR SPEED UNIT:—					
	Accessories:—					
3468	Case, transit		SA.22664	1	A	each
	Spares:—					
3466	Plate, locking, lower		HC-A.218	1	C	each
3465	Plate, locking, top		HC-A.217	1	C	each
3014	Panel, control			1	A	each
	Spares:—					
—	Fuse, 1 amp.	Reference 10H/0590109		3	—	—
	Plugs, Mark 4:—					
—	2 pin	Reference 10H/0560551		1	—	—
—	4 pin	Reference 10H/0560050		1	—	—
—	4 pin	Reference 10H/0560070		1	—	—
—	6 pin	Reference 10H/0560580		1	—	—
—	6 pin	Reference 10H/0560581		1	—	—
—	Socket, Mark 4, 4 pin	Reference 10H/0560250		1	—	—
—	Switch, D.C.	Reference 10F/10338		1	—	—
—	Switch, main.	Reference 10F/0510554		1	—	—
—	Switch, push.	Reference 10F/16806		1	—	—
3125	Thermometer, total head.			1	A	each
	Spares:—					
3459	Air miles unit assembly		HC-A.240	1	A	each
	Spares:—					
3802	Clamp, split, tacho-generator		HC-1236	1	C	each
3453	Generator, tacho	With resistors	Ketay 105T2H	1	A	each
—	Motor, size 11, 115/57.5 volt, 400 c/s.	Reference 5UD/6375		1	—	—
3835	Screw, socket, H.D. 8BA x 3/8 in. M.S.			2	C	each
—	Switch, micro	Reference 10F/9409268		1	—	—
3500	Block, retaining, adapter element.		P.2750	1	C	each
3170	Cam, position error	For Vulcan a/c only		1	C	each
3171	Cam, position error	For Victor a/c only		1	C	each
■ 3443	Chassis assembly		HC-A.241	1	A	each
	Spares:—					
3444	Amplifier assy., complete		HC-A.122	5	A	each
	Spares:—					
—	Capacitor, 0.25 mfd.	Reference 10C/9136398		1	—	—
—	Resistor, 22 ohms	Reference 10W/0113215		1	—	—
—	Resistor, 39 ohms	Reference 10W/0113221		2	—	—
—	Resistor, 47 ohms	Reference 10W/0113223		2	—	—
—	Resistor, 2.2K ohms	Reference 10W/0113263		2	—	—
—	Resistor, 56K ohms	Reference 10W/0223008 Select on Test for R.8		—	—	—
—	Resistor, 68K ohms	Reference 10W/0223017 Select on Test for R.8		—	—	—
—	Resistor, 82K ohms	Reference 10W/0223029 Select on Test for R.8		—	—	—

AIRCRAFT NAVIGATION INSTRUMENTS AND EQUIPMENT, ACCESSORIES AND UNIT SERVICING SPARES

SECTION 6B

Ref. No.	Item identification	Detail	Drawing No. or Part No.	No. Off.	Class of Store	Denom. of Qty.
TRUE AIR SPEED UNIT—cont.						
Spares—cont.						
Chassis assembly—cont.						
Spares—cont.						
Amplifier assy., complete—cont.						
Spares—cont.						
—	Resistor, 100K ohms	Reference 10W/0223038 Select on Test for R.8		—	—	—
—	Resistor, 150K ohms	Reference 10W/0223059 Select on Test for R.8		—	—	—
—	Resistor, 220K ohms	Reference 10W/0223080 Select on Test for R.8		—	—	—
3797	Transformer		ZV.5557	1	B	each
3798	Transformer		ZV.5558	3	B	each
3799	Transistor, (matched pairs)		Texas 2 S018 KHC-R260.	3	B	pair
—	Capacitor, 0.04 mfd., 250 volt	Reference 10C/0120116		5	—	—
—	Capacitor, 0.25 mfd.	Reference 10C/9136398		1	—	—
—	Capacitor, 50 mfd, 70 volts ..	Reference 10C/0120137		2	—	—
3450	Choke		TH.2009	1	C	each
3452	Cover, lower		HC-A.182	1	C	each
3451	Cover, top		HC-A.181	1	C	each
—	Diode, CV. 7015, rectifier ...	Reference 10CV/0372013		4	—	—
—	Diode, CV. 7040	Reference 10CV/0372016		2	—	—
3784	Frame, guide, services panel		HC-1247	1	C	each
—	Motor, servo, size 07,26 volt A.C. 400 c/s.	Reference 5UD/7608		1	—	—
3789	Nameplate, transit		HC-1385	1	C	each
3787	Nipple, pilot		HC-1257	1	C	each
3788	Nipple, static		HC-1336	1	C	each
—	Plate, locking, lower	Ref. No. 3466		1	—	—
—	Plate, locking, top	Ref. No. 3465		1	—	—
—	Plug, 18 pole	Reference 10H/9150049		1	—	—
—	Plug, miniature, 6 pole, pos 0	Reference 10H/0560580		1	—	—
—	Plug, miniature, 6 pole, pos 1	Reference 10H/0560581		1	—	—
—	Plug, miniature, 6 pole, pos 2	Reference 10H/0560582		1	—	—
3445	Pre-amplifier assy., complete		HC-A.130	1	A	each
Spares:—						
—	Capacitor, 0.04 mfd.	Reference 10C/0120116		1	—	—
3800	Rectifier, diode		40-666-240-01	2	C	each
—	Resistor, 39 ohms	Reference 10W/0113221		2	—	—
—	Resistor, 47 ohms	Reference 10W/0113223		2	—	—
—	Resistor, 2.2K ohms	Reference 10W/0113263		2	—	—
—	Transistor (matched pairs).	Ref. No. 3799		2	—	—
3446	Relay, sealed, 48 volts, D.C., Type CC		ZV.5636	1	C	each
—	Resistor, Type RC., 7-J, 6.8 K ohms	Reference 10W/0222110		8	—	—
—	Resistor, Type RC., 7-J, 10 K ohms	Reference 10W/0222131		2	—	—
—	Resistor, Type RWV., 3-J., 560 ohms	Reference 10W/0113249		2	—	—
—	Resistor, Type RWV, 3-J, 4.7 K ohms	Reference 10W/0113271		1	—	—
—	Resistor, Type RWV, 4-J., 100 ohms	Reference 10W/0113296		1	—	—
3783	Screw, captive		HC-1381	4	C	each
3790	Screw, special label		HC-1259	2	C	each

AIRCRAFT NAVIGATION INSTRUMENTS AND EQUIPMENT, ACCESSORIES AND UNIT SERVICING SPARES

SECTION 6B

Ref. No.	Item identification	Detail	Drawing No. or Part No.	No. Off.	Class of Store	Denom. of Qty.
TRUE AIR SPEED UNIT—cont.						
Spares—cont.						
Chassis assembly—cont.						
Spares—cont.						
—	Socket, 34 poles	Reference 10H/23483		1	—	—
—	Socket, miniature, 2 pole, pos. O	Reference 10H/0560230		1	—	—
—	Switch, micro	Reference 10F/9409268		1	—	—
—	Switch, micro	Reference 10F/9409467		1	—	—
3786	Tagboard assy., long		HC.A.143	2	C	each
3785	Tagboard assy., short		HC.A.142	2	C	each
3447	Transformer		TH.2011	1	C	each
3448	Transformer		TH.2018	1	C	each
3463	Transformer		ZV.6442	1	A	each
3449	Transformer, power		TH.2008	1	C	each
3791	Washer, special label		HC.1260	2	C	each
3498	Element, thermometer		SA.2847	1	C	each
3462	Gearbox assy., log		HC-A.226	1	A	each
Spares:—						
3454	Barrymount, G.B. 6300/1B (machined)		ZV.6258	4	C	each
3810	Brush assy. synchro assy		KC-A210	1	C	each
3804	Cam, One (P-S)		HC-1209	1	C	each
3805	Cam, Two (P-S)		HC-1210	1	C	each
3806	Cam, Three (P-S)		HC-1211	1	C	each
3807	Cam, One (S)		HC-1212	1	C	each
3808	Cam, Two (S)		HC-1213	1	C	each
—	Plug, 34 pole	Reference 10H/9150050		1	—	—
—	Socket, unitor, 12 pole	Reference 10H/0562508		2	—	—
3803	Spring, tensator		HC-1206	2	C	each
—	Switch, micro	Reference 10F/9409467		6	—	—
3809	Synchro assembly		HC-A.120	1	A	each
3461	Gearbox assembly, output		HC-A.248	1	A	each
Spares:—						
—	Diode, CV.7040	Reference 10CV/0372016		1	—	—
—	Motor, size 11, 115/57.5v. 400 c/s	Reference 5UD/6375		2	—	—
—	Plug, 18 pole	Reference 10H/9150051		1	—	—
—	Potentiometer, 200 ohms	Reference 5CZ/7796		1	—	—
—	Potentiometer, 1 K ohms	Reference 5CZ/7795		2	—	—
3869	Shim, packing, 0.005		HC-1383	A/R	C	each
3868	Shim, packing, 0.032		HC-1262	A/R	C	each
—	Socket, 18 pole	Reference 10H/9150053		1	—	—
3801	Spring, tension, cam follower		HC-1332	2	C	each
—	Switch, micro	Reference 10F/9409467		4	—	—
—	Synchro, 11CT4b	Reference 5UD/7003		1	—	—
—	Synchro, 11CX4b	Reference 5UD/7261		1	—	—
3457	Transformer		TH.2019	1	A	each
3276	Mod. Inst./B204 - Set of parts for			1	C	set
3529	Mod. Inst./B214 - Set of parts for			1	C	set
3497	Plug, fixed, female		SA.2848	1	C	each
—	Screw, adapter, securing	Reference 28S/1200068		4	—	—
3501	Screw, grub, special		P.2742	6	C	each
3460	Transducer assembly		HC-A.235	1	A	each
Spares:—						

AIRCRAFT NAVIGATION INSTRUMENTS AND EQUIPMENT, ACCESSORIES AND UNIT SERVICING SPARES

SECTION 6B

Ref. No.	Item identification	Detail	Drawing No. or Part No.	No. Off.	Class of Store	Denom. of Qty.
TRUE AIR SPEED UNIT--cont.						
Spares--cont.						
Transducer assembly--cont.						
Spares--cont.						
—	Barrymount, G.B. 6300/1B (machined).	Ref. No. 3454.....		4	—	—
3456	Clamp, split, securing	HC-1363	2	C	each
3455	Dial assembly	HC-A.155	2	C	each
3795	Ferrule	P.17430	6	C	each
3792	Pipe, connection, rubber	Pilot input	HC-1366	1	C	each
3793	Pipe, connection, rubber	Static input.....	HC-1365	1	C	each
3794	Pipe, connection, rubber	Static to static.....	HC-1364	1	C	each
—	Plug, unitor, 12 pole.....	Reference 10H/0562503.....		2	—	—
3796	Spring, anti-vibration	HC-1356	2	C	each
—	Switch, micro	Reference 10F/9409467.....		4	—	—
3499	Washer, insulating, element.....	P.2751	1	C	each
468	VANE, drift sight, air survey, Mark 1.		—	A	each
Accessories :—						
476	Case, transit		—	A	each
2958	VARIATION SETTING UNIT, automatic.	For use with NBC. Navigation Panel Mark 1A and G4B compass.		—	A	each
Spares :—						
3239	Mod. Inst/B.199-Set of parts for		1	C	set
■ 3124	VIEW-FINDER, reconnaissance	Z.157-A-77	1	A	each
Spares :—						
3706	Sighting head assy.....		1	A	each
60	WATCH, chronometer	Standard. For checking other time-pieces. Ground use only.	3992B	—	A	each
WATCHES, stop :—						
2739	60 second, flyback and immediate restart.	For use of Air Ministry Manpower Research unit only.		1	A	each
2918	Decimal recorder, 1/100th min...	0.30 min. register, instantaneous flyback and restart. For Works study only.	Baume 918 Dec.	—	A	each
9101001	General service, 1/5th second....	Requires watch holder, Ref. No. 1465. D.E.F. Spec. 3.		—	A	each
9101002	General service, 1/40th second		—	A	each
117	Mark 3.....	Requires watch holder, Ref. No. 1465.		—	A	each
221	Mark 3A.....	Alternative to Ref. No. 117.....		—	A	each
3249	Pattern 6, calibrated in yards ...	Coastal Command only.....		—	A	each
WATCHES, wrist :—						
Held by Admiralty Chronometer dept. Demands via Air Ministry, E.5.						
551	Chronograph	Type HS.9.....		—	A	each
Spares :—						
3224	Bracelet, Bonkclip	19 mm. width of clip.....		1	A	each
3033	Bracelet, Bonkclip	20 mm. width of clip.....		1	A	each
9101000	General service	Def. Spec. 3.....		—	A	each
Spares :—						
2594	Strap, wrist, watch, G.S.		—	C	each

AIRCRAFT NAVIGATION INSTRUMENTS AND EQUIPMENT, ACCESSORIES AND UNIT SERVICING SPARES

SECTION 6B

Ref. No.	Item identification	Detail	Drawing No. or Part No.	No. Off.	Class of Store	Denom. of Qty.
	WATCHES, wrist--cont.					
159	Mark 7			—	A	each
	Accessories :—					
321	Strap, wrist, fabric			—	C	each
169	Strap, wrist, leather			—	C	each
346	Mark 11			—	A	each
	Spares :—					
2763	Bracelet, Bonkclip	17.5 mm. width of clip. To be fitted only by The Royal Greenwich Observatory.		1	A	each
■ 2928	WIND UNIT					
	Accessories :—					
3522	Amplifier			1	A	each

VOCABULARY OF ROYAL AIR FORCE EQUIPMENT
AIRCRAFT NAVIGATION INSTRUMENTS AND EQUIPMENT, ACCESSORIES AND UNIT SERVICING SPARES
SECTION 6B
(16th July, 1963)

Ref. No.	Nomenclature	Detail	Part or Drawing No.	No. off	Class of Store	Denom. of Qty.
1	2	3	4	5	6	7
	AIR MILEAGE UNIT:—					
249	Mark 1	C/w anti-vibration mounting unit. Speed range 100 to 300 knots.	3173/1	—	A	each
298	Mark 2	C/w anti-vibration mounting unit. Speed range 100 to 400 knots.	3175/1	—	A	"
	Accessories:—	For transit and stowage. For Ref. Nos. 249 and 298				
—	Cap, dust protection	For pitot and static connections. Ref. 6A/2262		2	—	
462	Cap, dust protection	For 2 and 6 pin plugs	P.044	2	C	each
3251	Carton, transit	SA.2558	1	B	"
	Spares:—	For Ref. Nos. 249 and 298.				
513	Bracket, air tube connection	3172/5	2	C	"
514	Bracket supports	C/w A.V. mountings	3172/9	2	C	"
512	Brush, motor	AA.8/1-3	2	C	"
896	Condenser	3170/215	1	C	"
518	Connector, air tube	3172/6	1	C	"
516	Cover, dust, c/w label	For Mark 1 only	3170/145	1	C	"
895	Cover, dust, c/w label	For Mark 2 only	3175/32	1	C	"
527	Cover, valve	3170/98	2	C	"
521	Disc, coupling	3170/33	1	C	"
461	Eyelet, Tucker, G.594	Securing A.V. mounting	P.62	32	C	"
522	Frame, mounting	C/w A.V. mounting	3172/10	1	C	"

RESTRICTED

RESTRICTED

AIRCRAFT NAVIGATION INSTRUMENTS AND EQUIPMENT, ACCESSORIES AND UNIT SERVICING SPARES
SECTION 6B—cont.

1	2	3	4	5	6	7
	AIR MILEAGE UNIT—cont.					
	Mark 2—cont.					
	Spares—cont.	For Ref. Nos. 249 and 298.				
—	Mounting, anti-vibration, non-magnetic, square plate, light duty, load rating 4 lb.	Reference 27H/2952		8	—	—
524	Nozzle, air tube	3172/3	2	C	each
897	Relay, complete (adjusted)	3170/195A	1	B	"
526	Tube, air, complete..	3170/5	2	C	"
893	Tube, connection	Neoprene or Perbunan $\frac{1}{8}$ in. o.d. \times $\frac{1}{8}$ in. i.d., lengths of 18 in.	3170-107 to 171	1	C	"
892	Union pipe (static)	3170/102A	1	C	"
—	Valve, C.V. 1503	Reference 10CV/1503		2	—	—
530	Washer, air tube	3170/25	2	C	each
531	Washer, limiting stop	3172/8	4	C	"
554	Mark 4A	Mod. No. Inst. B/67		—	A	"
	Spare:—	Naval aviation only.				
3030	Cover..	Carpenter S.49403	1	C	"
3029	Dessicator tablet	Carpenter S.52398	1	C	"
3027	Diaphragm, main	SA.17607	1	C	"
3031	Gasket, relay	S.51877	1	C	"
3032	Panel, services	SA.17524	1	C	"
3275	Washer, seal..	3170/22	2	C	"
3028	Washer, sealing	Carpenter SPW.164	1	C	"
555	Mark 4B	Mod. No. Inst. B/68, for use with N.B.C. equipment only.		—	A	"
	Accessories:—	For Ref. No. 555.				
533	Air strap assembly, Type A	To suit aircraft		1	B	"
2577	Air strap assembly, Type B	To suit aircraft		1	B	"
485	Case, transit		1	A	"
471	Panel, control		1	A	"
	Spares:—					
2613	Door and hinge assembly	SA.17626	1	C	"
2612	Holder, lamp	Bulgin MBC.37	1	C	"

RESTRICTED

RESTRICTED

AIRCRAFT NAVIGATION INSTRUMENTS AND EQUIPMENT, ACCESSORIES AND UNIT SERVICING SPARES

SECTION 6B—cont.

1	2	3	4	5	6	7
	AIR MILEAGE UNIT—cont.					
	Mark 4B—cont.					
	Accessories—cont.	For Ref. No. 555.				
	Spares—cont.					
—	Lamp, filament, 8V., 4 watts	Reference 5L/9951248		1	—	—
	Plug, sealed, M4, fixed, female shell:—					
—	350 V., 5 amp.	Reference 10H/0560080		1	—	—
—	350 V., 5 amp.	Reference 10H/0560581		1	—	—
—	350 V., 5 amp.	Reference 10H/0560080		1	—	—
—	350 V., 19 amp.	Reference 10H/0560050		1	—	—
—	350 V., 19 amp.	Reference 10H/0560551		1	—	—
2611	Switch, push	Four pole	P.17459	1	C	each
—	Switch, Type 152	Reference 10F/10338		2	—	—
	Spares:—	For Ref. Nos. 470, 554 and 555.				
—	Bearing, ball, journal, rigid, single row (inches).	Reference 2A/9501173. $\frac{1}{8}$ in. bore		4	—	—
—	Bearing, ball, journal, rigid, single row (metric).	Reference 2A/9500043. 4 mm. bore		6	—	—
2585	Brush assembly	For motor, Type LD.1003. Form 6F/IRH	CX.132422	1 pr.	C	pairs
2605	Brush	For M type transmitter	RZ.12125	5	C	each
2597	Connection, pitot and static	P.17081	2	C	"
2603	Cover, main	S.A.17641	1	C	"
2599	Gasket, 0-040 in. sq.	Soft black rubber, for diaphragm unit cover	M.6182	13	C	length
				in.		
2598	Junction block assembly	S.A.17522	1	C	each
—	Mounting, anti-vibration, non-magnetic	Square plate, light duty, loading rate $\frac{1}{2}$ lb. Reference 27H/2948.		3	—	—
2606	Plate, terminal	For M type transmitter	RZ.13184	5	C	each
—	Relay, reversing	Reference 10F/0530453		1	—	—
2595	Screw	Securing gear cover plate, 4 B.A. \times $1\frac{1}{8}$ in. ch. hd., steel.	CH/426S/E	3	C	each
2596	Screw	Securing ball bearing journals, 6 B.A. \times $\frac{1}{8}$ in., ch. hd., steel	CH.604S/E-	15	C	"
2616	Servo-motor assembly	Reference 5UD/5669 modified	SA.17572	1	A	"

RESTRICTED

RESTRICTED

AIRCRAFT NAVIGATION INSTRUMENTS AND EQUIPMENT, ACCESSORIES AND UNIT SERVICING SPARES
SECTION 6B—cont.

1	2	3	4	5	6	7
	AIR MILEAGE UNIT—cont.					
	Mark 4B—cont.					
	Spares—cont.	For Ref. Nos. 470, 554 and 555.				
2604	Spring		RZ.19208A	5	C	each
2600	Stop, overload	A/V mounting	P.17412	3	C	"
—	Tube, connection	Lengths of 18 in. Ref. No. 893		25 in.	—	—
—	Washer, mild steel, 0.048 in. thick × 0.123 in. × 0.233 in.	Reference 28W/12332. Securing ball bearing journals.		15	—	—
—	Washer, seal.. .. .	Ref. No. 3275		2	—	—
—	Spares:—	For Marks 4A and 4B only.				
—	Can, screening base.. .. .	Reference 10D/17239		1	—	—
2990	Cap, seal, large		P.17127	2	C	each
2915	Commutator transmitter, Type 1A	35 grammes, brush pressure	SA.17574	1	B	"
—	Grommet, Type 53 for valve holder	Reference 10A/15358		3	—	—
2608	Relay, magnetic (special)		Carpenter 6HU/2A	1	A	each
—	Relay, Magnetic	Reference 10F/0530463		1	—	—
2610	Resistor, 150 ohm, ½ watt		Dublier, Type BWF.2.	1	C	each
2992	Screw, plug, small		SPS.250	1	C	"
2991	Washer, sealing, large seal cap		SPW.172	2	C	"
2993	Washer, sealing, small screw plug		SPW.282	1	C	"
2892	ASTROGRAPH, Mark 2			1	A	"
	Accessories:—					
	Set of star slides:—					
2893	Lat. band 30°N–40°N.			1	C	set
2894	Lat. band 40°N–50°N			1	C	"
2895	Lat. band 50°N–60°N			1	C	"
2896	Lat. band 60°N–70°N			1	C	"
3253	BOARD, chart	Naval aviation only	AQ/53J/1975	—	A	"

RESTRICTED

RESTRICTED

AIRCRAFT NAVIGATION INSTRUMENTS AND EQUIPMENT, ACCESSORIES AND UNIT SERVICING SPARES

SECTION 6B—cont.

1	2	3	4	5	6	7
163	BOARD, chart:— Type D	18 in. square, of synthetic resin, metal slots at corners for chart. Fitted with 12½ in. plastic rule and compass rose. Complete with cases, canvas. For Naval Aviation only.	V.6666	—	B	each
	Accessories:—	For Ref. No. 163.				
164	Case, canvas	Green Willesden canvas	V.6666	1	B	„
	Spares:—					
198	Clip, binder	V.6666	4	B	„
2742	Type F	10½ in. × 10½ in. For Naval aviation only		1	A	„
	Spares:—	Naval aviation only				
2984	Block, terminal, 3-way	DH.5445/3	1	C	„
2981	Clip, spring slotted, 26G (DTD.187)	12-20M-395	1	C	„
2980	Disc, plotting, perspex, white	12-20M-359	1	C	„
2982	Lamp, light, chartboard assembly	12-20N-1425A	1	C	„
2983	Potentiometer, 3 watt, 100 ohms	CLR.901	1	C	„
2979	Protractor, panel, 360°, perspex, clear	12-20M-271	1	C	„
2743	Type G	17½ in. × 17½ in.		1	A	„
3130	Type H	Naval aviation only		1	A	„
	Accessories:—					
3131	Protractor, intercept		1	C	„
3205	Type J	Naval aviation only		1	B	„
319	BOARD, plotting, Mark 1	10½ in. diam.		—	B	„
2705	BOARD, plotting, automatic, Mark 3	For Naval aviation only		—	A	„
	Spares:—	Naval aviation only.				
3105	Anchor, Roller assembly	IN.33085	1	C	„
2786	Block, terminal	IN.20215	—	C	„
2840	Capacitor, 150 DC., 0.5F. ± 25%	Hunt W.49	—	C	„
			List N-B502			
2787	Grid, plotting, perspex	IN.31875	—	B	„
2788	Knob, reset, E.W. sub-assembly	IN.31991	—	C	„
2789	Knob, reset, N.S. sub-assembly	IN.31992	—	C	„
2790	Lamp unit sub-assembly	IN.31994	—	B	„
2842	Motor, limit, 24 volts	Z.457-19922	—	A	„

RESTRICTED

RESTRICTED

AIRCRAFT NAVIGATION INSTRUMENTS AND EQUIPMENT, ACCESSORIES AND UNIT SERVICING SPARES
SECTION 6B—cont.

1	2	3	4	5	6	7
	BOARD, plotting, automatic, Mark 3—cont.	For Naval aviation only.				
	Spares— <i>cont.</i>	Naval aviation only.				
2798	Overlay, transparent		—	C	each
2791	Plate, thumb assembly	IN.31869	—	C	"
2839	Resistor, 47 ohms, $\frac{1}{2}$ watt	ERIE, Type 9	—	C	"
2841	Resistor, 150 ohms, 4.5 watt. $\pm 5\%$		—	C	"
2792	Window	IN.32037	—	B	"
3252	BOARD, plotting, pilot's	Naval aviation only	SB6/83/282	—	A	"
473	BOTTLE, transmitter, Mark 1	For Valetta T.3 aircraft		—	A	"
2959	BOX, junction	For use with G.P.1, Mark 1B		—	A	"
276	CALCULATOR, wind and navigation	I.C.A.N. calibrated. For Naval aviation only		—	B	"
338	CARD, record, pilot's	For Naval aviation only		—	A	"
469	CASE, carrying, Aircrew equipment	Complete with instrument case, Ref. No. 472		—	A	"
399	COMPASS, astro, Mark 2A	With heads, sighting cruciform, Ref. No. 852		—	A	"
	Accessories:—					
400	Standard, Type 05		1	A	"
1196	Case, transit		1	B	"
	Spares:—					
374	Casing, for springs	C.D.A.2583—52	1	C	"
852	Head, sighting, cruciform	C/w lens		1	C	"
752	Level assembly	C.D.A.2580	1	C	"
376	Nut, levelling screw	C.D.A.2583—55	1	C	"
378	Nut, spring casing	C.A.A.2583—54	1	C	"
765	Plate, lens	C.D.A.2581—6	1	C	"
	COMPASS, CL.6:—	Heron C.4 only.				
	Consisting of:—					
3645	Gyro unit	18595—0	1	A	"
3646	Indicator	1777213-605	1	A	"
—	Amplifier Servo	Ref. No. 3211		1	—	—

RESTRICTED

RESTRICTED

AIRCRAFT NAVIGATION INSTRUMENTS AND EQUIPMENT, ACCESSORIES AND UNIT SERVICING SPARES

SECTION 6B—cont.

1	2	3	4	5	6	7
	COMPASS, CL.11:—					
	Consisting of:—					
3211	Amplifier, Servo	19344-0	1	A	each
3214	Controller, latitude	19445-0	1	A	"
3209	Gyroscope, directional	19931-0	1	A	"
3213	Indicator, Type CL.6	19443-0	1	A	"
3210	Power supply unit	19341-0	1	A	"
3212	Rack, mounting	19475-0	1	A	"
3531	Tray, mounting	112/MTG/1	1	B	"
	COMPASS, check steering:—					
405	Type E.2A		1	A	"
	Accessories:—					
2053	Case, transit		1	A	"
—	Key, corrector	Ref. No. 2056	1	—	—
2754	Type E.2B	Type E.2A with internal direct lighting	1	A	each
	Accessories:—					
2756	Case, transit		1	A	"
—	Key, corrector	Ref. No. 2056	1	—	—
—	Switch, dimmer, Type R, 1,900 ohms	Reference 5CW/5767	1	—	—
	Spares:—					
2778	Cap, lamp holder		1	C	each
—	Lamp, filament, 28 volts, 0.040 amps.	Reference 5L/9959121. Non-magnetic	1	—	—
2755	Socket and lead assembly		1	C	each
	COMPASS, distant reading:—					
	Consisting of:—					
1056	Corrector, variation setting		—	A	"
1845	Motor, repeater		—	A	"
	Repeater, No. 1:—					
1584	Fluorescent		1	A	"
742	Luminous		1	A	"
	Repeater, No. 1A:—					
1585	Fluorescent	Pilot's. For use with auto control.	1	A	"

RESTRICTED

7

RESTRICTED

AIRCRAFT NAVIGATION INSTRUMENTS AND EQUIPMENT, ACCESSORIES AND UNIT SERVICING SPARES

SECTION 6B—cont.

1	2	3	4	5	6	7
	COMPASS, distant reading—cont.					
	Consisting of—cont.					
	Repeater, No. 1A—cont.	Pilot's. For use with auto control.				
	Accessories:—	For Repeaters, Nos. 1 and 1A.				
719	Carton, packing	L.488649	1	C	each
	Spares:—					
396	Plate, glass	For Ref. Nos. 1585	L.787747-A	1	C	..
	COMPASS, gyro, magnetic, Mark 4B:—					
	Consisting of:—					
	Amplifier unit:—					
562	Type B		1	A	..
3126	Type C	Victor B1, B1A and Vulcan BK1 and B1A aircraft only.		1	A	..
	Accessories:—	For Amplifier Units; Type A, B and C.				
2819	Cap. dust, for plugs and sockets	Naval aviation only	SK.7012-64	—	C	..
2820	Cap. dust, for plugs and sockets	Naval aviation only	SK.7912-65	—	C	..
443	Case, transit	1	A	..
449	Container, cardboard	1	A	..
	Spares:—	For Amplifier Units, Types A, B and C.				
2829	Cover, safety, compensator dial	Naval aviation only	SK.8097-61	—	C	..
2822	Eyelet, lampholder fixing	Naval aviation only	SK.7351-19	—	C	..
—	Fuse link	Reference 10H/0590110	2	—	—
—	Grommet, tropical	Reference 6BB/1989. Naval Aviation only	SK.7898-1	—	—	—
—	Jack, Type 8, 2 point	Reference 10H/343	1	—	—
—	Lamp, filament, 24 volt, M.E.S.	Ref. No. 3240	3	—	—
3236	Mod. inst./B.196—Set of parts for	For Amplifier units, Types A and B only	1	C	each
—	Mounting, Type 946	Reference 10AJ/133	4	—	—
2824	Panel, resistor, c/w terminal assembly	Naval Aviation only	E.16522-011	—	C	each
2823	Panel, ring, c/w terminal assembly	Naval Aviation only	E.16522-05	—	C	..
2830	Piece, distant	Naval Aviation only	SK.8097-62	—	C	..
—	Plug, sealed, M4, fixed, female shell	Reference 10H/0560080	1	—	—
2826	Pointer assembly, compensator scale	Naval Aviation only	SK.8097-52	—	C	each
2831	Potentiometer, 1,000 ohms, special	Naval Aviation only	SK.8216-307	—	C	..
2818	Potentiometer, special	Naval Aviation only	SK.8216-229	—	C	..
2637	Rectifiers, M.R.1 and M.R.2	2 off for Type A, 1 off for Type B and C	SK.6272-7	—	C	..

RESTRICTED

RESTRICTED

See 7

AIRCRAFT NAVIGATION INSTRUMENTS AND EQUIPMENT, ACCESSORIES AND UNIT SERVICING SPARES

SECTION 6B—cont.

1	2	3	4	5	6	7
	COMPASS, gyro, magnetic, Mark 4B—cont. Consisting of— <i>cont.</i> Amplifier units—cont. Spares—cont.					
		For Amplifier units, Types A, B and C.				
2748	Rectifier, Type MQ, 8/2		4	C	each
—	Resistor, fixed, composition, Grade 1, non-insulated 110 K ohms.	Reference 10W/0216456, 4 off for Type A, 1 off for Types B and C.		—	—	—
—	Resistor, fixed, wire wound, vitreous enamelled 2.2 K ohms.	Reference 10W/0244034		2	—	—
2828	Scale, compensator potentiometer, engraved.	Naval Aviation only	SK.8097-51	—	C	each
—	Screen, valve	Reference 10AL/0563005. For Types B and C only		1	—	—
—	Screen, valve	Reference 10AL/0563003. 9 off for Type A, 8 off for Types B and C.		—	—	—
2827	Screw, pointer fixing	Naval Aviation only	SK.7657-1812	—	C	each
—	Socket, sealed, M.4, fixed, female shell	Reference 10H/0560250		1	—	—
—	Socket, sealed, M.4, fixed, female shell	Reference 10H/0560251		1	—	—
—	Socket, sealed, M.4, fixed, female shell	Reference 10H/0560333		1	—	—
—	Socket, sealed, M.4, fixed, female shell	Reference 10H/0560330		1	—	—
—	Socket, sealed, M.4, fixed, female shell	Reference 10H/0560332		1	—	—
2821	Tag, earth	Naval Aviation only	SK.7317-70	—	C	each
—	Valve, Type CV.135	Reference 10CV/135. For Type A		4	—	—
—	Valve, Type CV.136	Reference 10CV/136		5	—	—
—	Valve, Type CV.138	Reference 10CV/138		3	—	—
—	Valve, Type CV.493	Reference 10CV/493. For Types B and C.		1	—	—
—	Washer, panel mounting, medium	Reference 10H/0970050		3	—	—
—	Washer, panel mounting, small	Reference 10H/0970049		3	—	—
2825	Washer, potentiometer mounting	Naval Aviation only	12803-429	—	C	each
2817	Washer, switch fixing	Naval aviation only	12803-49	—	C	"
2624	Washer, special, anti-vibration, mounting securing.	12803-49	16	C	"
1993	Detector unit, Type A		1	A	"
—	Spares:— Ferrule, inner	Reference 10H/0970084		1	—	—

RESTRICTED

RESTRICTED

AIRCRAFT NAVIGATION INSTRUMENTS AND EQUIPMENT, ACCESSORIES AND UNIT SERVICING SPARES

SECTION 6B—cont.

1	2	3	4	5	6	7
	COMPASS, gyro magnetic, Mark 4B—cont.					
	Consisting of— <i>cont.</i>					
	Detector unit, Type A—cont.					
	Spares—cont.					
—	Ferrule, outer	Reference 10H/0970083		1	—	—
—	Outlet, straight	Reference 10H/0970065		1	—	—
—	Plug, sealed, M.4, free, female shell	Reference 10H/0560470		1	—	—
—	Ring, sealing	Reference 10H/0970091		1	—	—
2906	Detector unit, Type B	Used in lieu of Ref. No. 1993 on certain aircraft		—	A	each
2994	Detector unit, Type C		1	A	"
3229	Detector unit Type D		—	A	"
	Gyro unit:—					
561	Type B		1 or 2	A	"
557	Type C	Naval aviation only		1	A	"
2850	Type D	MRI.TR.59	1	A	"
	Accessories:—					
441	Case, transit	For Gyro Units, Types A, B and C.		1	A	each
448	Container, cardboard		1	B	"
2575	Shield, magnetic, Type B	For Type A only		1	B	"
	Spares:—	For Gyro units, Types A, B and C.				
2640	Annunciator assembly		1	A	"
2749	Cover can assembly, complete	For Types B and C	SK.16213-08	1	C	"
2572	Cover	For Type C. Naval aviation only	SK.8803-57	1	C	"
2709	D.G. relay and flag mechanism assembly	17741-0	1	B	"
2573	Gasket, cover	For Type C. Naval aviation only	SK.8802-27	1	C	"
2780	Gasket, cover can	SK.8148-10	2	C	"
2570	Glass, bezel		1	C	"
2843	Glass, bezel, fluorised	For Types A and B. Naval Aviation only	Q.16286-011	1	C	"
2916	Knob, set heading	For Type B only. Naval Aviation only	E.16286/11	—	C	"
2917	Knob, synchronising	For Type B only. Naval Aviation only	E.16286/012	—	C	"
2571	Pick-off unit, D.G. Mark 4B	For Type C. Naval aviation only	SK.9101-0	1	A	"
—	Plug, fixed, female, 12 pole	Reference 10H/0560155		1	—	—
2844	Relay assembly	For Type B. Naval Aviation only	Q.10202-0	1	C	each
2779	Ring, sealing	For Type C. Naval Aviation only	E.16213-33	2	C	"

RESTRICTED

RESTRICTED

AIRCRAFT NAVIGATION INSTRUMENTS AND EQUIPMENT, ACCESSORIES AND UNIT SERVICING SPARES

SECTION 6B—cont.

1	2	3	4	5	6	7
	COMPASS, gyro magnetic, Mark 4B—cont.					
	Consisting of—cont.					
	Gyro units—cont.					
	Spares:—	For Gyro units, Types A, B and C.				
2797	Screw, mounting set	For Types B and C	SK.8029-213	1	C	each
2794	Screw, securing cover can	SK.8079-154	2	C	"
2795	Screw, securing cover can	For Type A	SK.7665-1417	6	C	"
2796	Screw, securing cover can	For Types B and C	SK.7665-1317	6	C	"
2865	Shim, Selsyn gear	For Type D. Naval Aviation only	E.16383-11	1	C	"
2963	Transformer, control	Naval Aviation only	SK.9100	1	A	"
2864	Transformer, precession	Naval Aviation only	Q.16286-02	1	A	"
—	Washer, panel mounting, medium	Reference 10H/0970050		1	—	—
—	Washer, steel, cadmium plated, small, 0.123 in. i/d × 0.233 in. o/d.	Reference 28W/14227		8	—	—
	Indicator, master:—					
634	Type B		1	A	each
2644	Type C		1	A	"
2758	Type D	For certain aircraft only		1	A	"
2863	Type E	Naval Aviation only	MRI.TR65	1	A	"
2495	Type D7	18588-0	1	A	"
	Accessories:—	For master indicators, Types A, B C and D.				
444	Case, transit		1	A	"
450	Container, cardboard		1	B	"
	Spares:—	For Types A, B, C and D				
2816	Breather assembly, rolled	Naval Aviation only	E.16523-07	1	C	"
2848	Brush assembly, kick-off tachometer	For Types A and B only. Naval Aviation only	SK.8592-119	1	C	"
558	Brush, copper, carbon, link	SK.8846-12	5	C	"
2782	Cover assembly, outer	For Type B	H.16523-02	1	C	"
2783	Cover assembly, outer	For Type C	H.16672-02	1	C	"
2628	Gasket, front, bezel	E.16523-19	1	C	"
2631	Gasket, outer, cover	SK.8050-147	1	C	"
2627	Glass, bezel	SK.8095-4	1	C	"
2847	Housing, brush bearing	For Types A and B only. Naval Aviation only	SK.8592-36	1	C	"
2707	Modification Inst./B.87—Set of parts for	For Type A		—	B	Set
3238	Modification Inst./B.198—Set of parts for		1	C	"

RESTRICTED

11

RESTRICTED

AIRCRAFT NAVIGATION INSTRUMENTS AND EQUIPMENT, ACCESSORIES AND UNIT SERVICING SPARES

SECTION 6B—cont.

1	2	3	4	5	6	7
	COMPASS, gyro magnetic, Mark 4B—cont.					
	Consisting of— <i>cont.</i>					
	Indicator, master—cont.					
	Spares—cont.					
2878	Pin, pinion fixing	For Types A and B. Naval Aviation only ..	FK.7515-3010	—	C	each
—	Plug, sealed, M.4, fixed, female shell ..	Reference 10H/0560152		1	—	—
—	Plug, sealed, M.4, fixed, female shell ..	Reference 10H/0560154		1	—	—
—	Plug, sealed, M.4, fixed, female shell ..	Reference 10H/0560584		1	—	—
3352	Relay, A.C. Operated	For Types A and B only. Naval Aviation only	Q19255	1	C	each
3117	Ring assembly, course setting	For Types A, B and C	Q.17659-010	1	C	"
2845	Rotor brush assembly	For Types A and B only. Naval Aviation only	SK.8592-71	1	C	"
2846	Shim	For Types A and B only. Naval Aviation only	SK.7411-61	1	C	"
2580	Shim, transmitter, distance ring	SK.8592-133	A/R	C	"
—	Socket, sealed, M.4, fixed, female shell	Reference 10H/0560330		1	—	—
—	Socket, sealed, M.4, fixed, female shell	Reference 10H/0560260		1	—	—
2633	Solenoid, D.G. assembly	SK.8592-87	1	C	each
2781	Tachometer and pinion assembly	Q.18361-0	1	A	"
2877	Tachometer motor and pinion assembly	For Types A and B. Naval Aviation only ..	Q.18361-0	—	A	"
2579	Transmitter assembly	For Types A and B	SK.8846	1	A	"
2784	Transmitter assembly	For Type C	H.166882-0	1	A	"
408	Panel, control	SK.8584	1	A	"
	Spares:—					
2626	Can, cover assembly	SK.8584-25	1	C	"
—	Fuze link	Reference 10H/0590110		4	—	—
2625	Gasket, top panel	SK.8584-15	1	C	each
—	Plug, sealed, M.4, fixed, female shell ..	Reference 10H/0560151		1	—	—
—	Socket, sealed, M.4, fixed, female shell	Reference 10H/0560331		1	—	—
—	Socket, sealed, M.4, fixed, female shell	Reference 10H/0560335		1	—	—
564	Stop, switch		2	C	each
—	Washers, panel mounting, medium ..	Reference 10H/0970050		3	—	—
2890	Panel, control, Type B	In lieu of Ref. No. 408 on certain aircraft	MRI.TR.77	—	A	each
437	Tray, mounting		1	A	"

RESTRICTED

RESTRICTED

AIRCRAFT NAVIGATION INSTRUMENTS AND EQUIPMENT, ACCESSORIES AND UNIT SERVICING SPARES

SECTION 6B—cont.

1	2	3	4	5	6	7
	COMPASS, gyro magnetic, Mark 4F:—					
	Consisting of:—					
2036	Amplifier unit, precession, Type A ..	U		1	A	each
635	Amplifier unit, precession, Type B ..			1	A	"
	Accessories.—					
—	Cap, dust, for plugs and sockets	For Amplifier units, precession, Types A and B.		—	—	—
—	Cap, dust, for plugs and sockets	Ref. No. 2819. Naval Aviation only		—	—	—
446	Case, transit	Ref. No. 2820. Naval Aviation only		1	C	each
452	Container, cardboard			1	A	"
	Spares:—					
—	Cover, safety, compensator dial	For Amplifier units precession, Types A and B		—	—	—
—	Eyelets, lampholder fixing	Ref. No. 2829. Naval Aviation only		—	—	—
—	Grommet, tropical	Ref. No. 2822. Naval Aviation only		—	—	—
—	Mod. Inst./B196—Set of parts for	Reference 6BB/1989. Naval Aviation only		—	—	—
—	Mounting, anti-vibration, non-magnetic, square plate.	Ref. No. 3236		1	—	—
—	Panel, resistor, c/w terminal assembly ..	Light duty, load rating 2 lb. Reference 27H/2950		4	—	—
—	Panel, ring, c/w terminal assembly	Ref. No. 2824. Naval Aviation only		—	—	—
—	Piece, distant	Ref. No. 2823. Naval Aviation only		—	—	—
—	Plug, sealed, M.4, fixed female shell ..	Ref. No. 2830. Naval Aviation only		—	—	—
—	Pointer assembly, compensator scale	Reference 10H/0560582		1	—	—
—	Potentiometer, 1,000 ohms, special	Ref. No. 2826. Naval Aviation only		—	—	—
—	Potentiometer, special	Ref. No. 2831. Naval Aviation only		—	—	—
—	Rectifiers, MR.1 and MR.2	Ref. No. 2818. Naval Aviation only		—	—	—
—	Rectifiers Type MQ.8/2	Ref. No. 2637		2	—	—
—	Resistor, fixed composition, Grade 1, non-insulated, 110 K ohms.	Ref. No. 2748		4	—	—
—	Resistor, fixed wire wound, vitreous enamelled, 2.2 K ohms	Reference 10W/9216456		4	—	—
—	Scale, compensator potentiometer, engraved	Reference 10W/9244034		2	—	—
—	Screen, valve	Ref. No. 2828. Naval Aviation only		—	—	—
—	Screen, valve, B.7G	Reference 10AL/0563005. For Type B		1	—	—
—	Screw, pointer fixing	Reference 10AL/0563003, 5 for Type A and 4 for Type B.		—	—	—
—	Socket, sealed, M.4, fixed, female shell	Ref. No. 2827. Naval Aviation only		—	—	—
—	Socket, sealed, M.4, fixed, female shell	Reference 10H/0560251		1	—	—
—	Socket, sealed, M.4, fixed, female shell	Reference 10H/0560260		1	—	—

RESTRICTED

RESTRICTED

AIRCRAFT NAVIGATION INSTRUMENTS AND EQUIPMENT, ACCESSORIES AND UNIT SERVICING SPARES

SECTION 6B—cont.

1	2	3	4	5	6	7
	COMPASS, gyro magnetic, Mark 4F—cont.					
	Consisting of— <i>cont.</i>					
	Amplifier unit, precession—cont.					
	Spares—cont.	For Amplifier units precession, Types A and B.				
—	Tag, earth	Ref. No. 2821. Naval Aviation only		—	—	—
—	Valve, Type CV.135	Reference 10CV/135. For Type A only		1	—	—
—	Valve, Type CV.136	Reference 10CV/136		3	—	—
—	Valve, Type CV.138	Reference 10CV/138		1	—	—
—	Valve, Type CV.493	Reference 10CV/493. For Type B only		—	—	—
—	Washer, panel mounting, small	Reference 10H/0970049. Naval Aviation only		3	—	—
—	Washer, potentiometer mounting	Ref. No. 2825. Naval Aviation only		—	—	—
—	Washer, special, anti-vibration, mounting, securing	Ref. No. 2624		16	—	—
—	Washer, switch fixing	Ref. No. 2817. Naval Aviation only		—	—	—
2569	Box, corrector, control, Type A		1	A	each
	Spares:—					
2638	Block, fuze assembly	SK.8684-6	1	C	"
2639	Cover, outer, and gasket assembly	SK.8684-12	1	C	"
—	Fuze link	Reference 10H/0590110		3	—	—
2785	Gasket, lamp window housing	SK.8684-18	2	C	each
—	Jack, Type 8, 2 point	Reference 10H/343		1	—	—
2815	Lampholder housing assembly	Naval Aviation only	SK.8684-43	—	C	each
2814	Lampholder	Naval Aviation only	SK.8097-45	—	C	"
—	Lamp, filament, 28 volt, 3.5 watt, M.E.S.	Reference 5L/9951273		2	—	—
3240	Lamp, resistor (matched pairs)	28 volts 2.8 watt.		1	C	Pair
3109	Mod. Inst./B.184, Set of parts for		1	C	set
—	Plugs, sealed, M.4 fixed female shell	Reference 10H/0560080		1	—	—
552	Shell, threaded, fuze block		3	C	each
—	Socket, fixed, female shell, 6 pole	Reference 10H/0560261		1	—	—
—	Socket, sealed, M.4, fixed, female shell	Reference 10H/0560330		1	—	—
—	Socket, sealed, M.4, fixed, female shell	Reference 10H/0560331		1	—	—
2805	Window, lamp, red	Naval Aviation only		1	C	each
—	Detector unit, Type A	Ref. No. 1993		—	—	—

RESTRICTED

RESTRICTED

AIRCRAFT NAVIGATION INSTRUMENTS AND EQUIPMENT, ACCESSORIES AND UNIT SERVICING SPARES

SECTION 6B—cont.

1	2	3	4	5	6	7
	COMPASS, gyro magnetic, Mark 4F—cont.					
	Consisting of— <i>cont.</i>					
563	Gyro unit, Type B		1	A	each
	Accessories:—					
—	Case, transit	Ref. No. 441		—	—	—
—	Container, cardboard	Ref. No. 448		—	—	—
—	Shield, magnetic, Type B	Ref. No. 2575		—	—	—
	Spares:—					
—	Annunciator assembly	Ref. No. 2640		1	—	—
—	Cover can assembly	Ref. No. 2749		1	—	—
2634	Gasket, bezel, plate	SK.8682-29	1	C	each
—	Gasket, cover can	Ref. No. 2780		2	—	—
—	Glass, bezel	Ref. No. 2570		1	—	—
—	Glass, bezel, fluorised	Ref. No. 2843. Naval Aviation only		1	—	—
—	Knob, set heading	Ref. No. 2916. Naval Aviation only		—	—	—
—	Knob, synchronising	Ref. No. 2917. Naval Aviation only		—	—	—
—	Lockwasher, for cover, can screw	Reference 6A/3200		8	—	—
—	Mod. Inst./B196) SET OF PARTS FOR	Ref. No. 3236		1	—	—
—	Plug, sealed, M.4, fixed, female shell	Reference 10H/0560581		1	—	—
—	Plug, sealed, M.4, fixed, female shell	Reference 10H/0560151		1	—	—
—	Ring, sealing	Ref. No. 2779		2	—	—
—	Screw, securing cover can	Ref. No. 2794		2	—	—
—	Screw, securing cover can	Ref. No. 2795		6	—	—
2635	Switch and operating link assembly	SK.8855-4	1	B	each
—	Washer, panel mounting, medium	Reference 10H/0970050		1	—	—
—	Washer, panel mounting, small	Reference 10H/0970049		1	—	—
—	Washer, steel, cadmium plated, small, 0.123 in. i/d × 0.233 in. o/d.	Reference 28W/14227. For cover can screw		8	—	—
438	Tray, mounting		1	B	each
	Spares:—					
—	Mounting, anti-vibration, non-magnetic, square plate.	Light duty, load rating 2 lb. Reference 27H/2950		3	—	—
—	Washer, special, anti-vibration, mounting securing.	Ref. No. 2624		12	—	—

RESTRICTED

RESTRICTED

AIRCRAFT NAVIGATION INSTRUMENTS AND EQUIPMENT, ACCESSORIES AND UNIT SERVICING SPARES

SECTION 6B—cont.

1	2	3	4	5	6	7
	COMPASS, gyro magnetic, Mark 4FT:—					
	Consisting of:—					
	Amplifier unit, precession:—					
—	Type A	Ref. No. 2036		1	—	—
—	Type B	Ref. No. 635		1	—	—
	Accessories:—	For Types A and B.				
—	Case, transit	Ref. No. 446		1	—	—
—	Container, cardboard	Ref. No. 635		1	—	—
—	Detector unit, Type A	Ref. No. 1993		1	—	—
2614	Filter unit		1	A	each
	Gyro unit:—					
—	Type A	Ref. No. 2035		1	—	—
—	Type B	Ref. No. 563		1	—	—
	Accessories:—	For Gyro units, Types A and B				
—	Case, transit	Ref. No. 441		1	—	—
—	Container, cardboard	Ref. No. 448		1	—	—
—	Shield, magnetic	Ref. No. 2575. For Type A only		1	—	—
	Spares:—	For Gyro units, Types A and B				
—	Glass, bezel	Ref. No. 2570		1	—	—
2708	Type C		—	A	each
	Spares:—					
—	Annunciator assembly	Ref. No. 2640		1	—	—
—	Cover can assembly	Ref. No. 2749		1	—	—
—	Gasket; bezel, plate	Ref. No. 2634		1	—	—
—	Gasket, cover can	Ref. No. 2780		2	—	—
—	Glass, bezel	Ref. No. 2570		1	—	—
—	Lockwasher	For cover can screw Reference 6A/3200		8	—	—
3235	Mod. Inst./B.195—Sets of parts for		1	—	—
—	Plug, sealed, M.4, fixed, female shell	Reference 10H/0560581		1	—	—
—	Plug, sealed, M.4, fixed, female shell	Reference 10H/0560151		1	—	—
—	Ring, sealing	Ref. No. 2779		2	—	—
—	Screw, securing cover can	Ref. No. 2794		2	—	—
—	Screw, securing cover can	Ref. No. 2795		6	—	—
—	Switch and operating	Ref. No. 2635		1	—	—
—	Washer, panel mounting, medium	Reference 10H/0970050		1	—	—

RESTRICTED

RESTRICTED

AIRCRAFT NAVIGATION INSTRUMENTS AND EQUIPMENT, ACCESSORIES AND UNIT SERVICING SPARES

SECTION 6B—cont.

1	2	3	4	5	6	7
	COMPASS, gyro magnetic, Mark 4FT—cont.					
	Consisting of— <i>cont.</i>					
	Gyro unit—cont.					
	Type C—cont.					
	Spares— <i>cont.</i>					
—	Washer, panel mounting, small ..	Reference 10H/0970049 ..		1	—	—
—	Washer, steel, cadmium plated, small ..	Reference 28W/14227. For cover can screw ..		8	—	—
632	Master unit			1	A	each
	Spares:—					
—	Fuze link	Reference 10H/0590110 ..		2	—	—
—	Holder, fuze, Type 3	Reference 10H/10153 ..		2	—	—
3237	Mod. Inst./B197—Set of parts for ..			1	C	each SET
2750	Plug, shorting assembly			1	C	EACH
2751	Screw, securing cover, special		SK.9179-2	4	C	"
2752	Screw, securing, plug support panel ..		12801-2183	4	C	"
—	Valve, Type CV.455	Reference 10CV/455 ..	SL.7607-1617	1	—	"
—	Valve, Type CV.491	Reference 10CV/491 ..		1	—	—
—	Washer, mild steel, thin, 0.048 in. thick, ..	Reference 28W/12252 ..		4	—	—
	2 B.A.					
2776	Master Unit, Type B	For Hunter T Mark 7 aircraft only		1	A	each
	Spares:—					
3093	Mod. Inst./B.182—Set of parts for ..			1	C	set
—	Mod. Inst./B.197—Set of parts for ..	Ref. No. 3237		1	—	—
631	Panel, variation control			1	A	each
	Spares:—					
—	Knob, Volume control	Reference 10AK/0970181 ..		1	—	—
—	Lamp, filament, 28 volts, 3.5 watt, M.E.S ..	Reference 5L/9951273 ..		2	—	—
2753	Washer, felt, tropicalised	$\frac{7}{32}$ in. i/d \times $\frac{5}{8}$ in. o/d \times $\frac{1}{16}$ in. thick ..	SK.9181-62	1	C	each
2741	Repeater, heading, self-synchronous ..	For certain aircraft only		1	A	"
2775	Repeater, heading, self-synchronous, Mark 2 ..	For Hunter T Mark 7 aircraft only		1	A	"
—	Tray, mounting	Ref. No. 438		1	—	—
	Spares:—					
3016	Amplifier, master unit		SK.9180-0	1	A	each
3015	Condenser		SK.5774-381	—	C	"

RESTRICTED

RESTRICTED

AIRCRAFT NAVIGATION INSTRUMENTS AND EQUIPMENT, ACCESSORIES AND UNIT SERVICING SPARES

SECTION 6B—cont.

1	2	3	4	5	6	7
	COMPASS, gyro magnetic, Mark 4FT—cont. Spares—cont.	For Compasses, gyro magnetic, Mark 4FT. Naval aviation only.				
3020	Gasket, bezel, glass	SK.9050-74	—	C	each
3017	Gasket, cover can sealing	SK.9050-45	—	C	"
3019	Gasket, dial housing ring	SK.9050-72	—	C	"
3021	Glass, Bezel finished	SK.9050-102	—	C	"
3018	Spring	SK.9050-69	—	C	"
<hr/>						
	COMPASS, gyro magnetic, Mark G5FT: Consisting of:—					
2655	Amplifier unit, Type A			1	A	"
	Accessories:—					
2884	Carton, inner			1	C	"
2885	Case, transit			1	A	"
	Spares:—					
2936	Catch, block		LCG5-327	2	C	"
2933	Chain, ball, chromium, No. 8		ZV-3947	3 1/2 in	C	"
2945	Clip, spring	For valve	LCG5-A353	3	C	"
2944	Connector, valve		LCG-A133	3	C	"
2934	Eyelet, attachment		ZV-4045	4	C	"
2932	Flap, case		LCG5-315	1	C	"
2935	Gasket, front panel		LCG5-423	1	C	"
	Plug, sub-miniature, 25-pole	Reference 10H/24326		1	—	—
2957	Pointer assembly		LCG5-A102	2	C	each
2956	Pointer, stop assembly		LCG5-A101	2	C	"
2931	Rectifier, metal		ZV-3429	1	C	"
2937	Screw, special, case retaining		LCG5-444	2	C	"
2943	Shell, junction D, miniature		ZV.3775	1	C	"
	Socket, sub-miniature, 25-pole	Reference 10H/24325		1	—	—
2938	Shed, Oddie, Type 213		ZV.432	2	C	each
2955	Switch, wafer, 2-pole, 5-position		ZV.3144	2	C	"
3508	Transducer		EAP.7824	1	A	"
3503	Transducer (4 matched cores)		EAP.7825	1	A	pair
3502	Transducer assembly (consisting of Matched Pair EAP.7286).		EAP.1023	1	A	each

RESTRICTED

RESTRICTED

AIRCRAFT NAVIGATION INSTRUMENTS AND EQUIPMENT, ACCESSORIES AND UNIT SERVICING SPARES

SECTION 6B—cont.

1	2	3	4	5	6	7	
	COMPASS, gyro magnetic, Mark G5FT—cont.						
	Consisting of— <i>cont.</i>						
	Amplifier unit, Type A—cont.						
	Spares— <i>cont.</i>						
3509	Transformer	TH-373-A.1	1	Deleted	each	
3510	Transformer	TH-397-A.1	1		"	
3511	Transformer	TH-398-A.1	1		"	
3504	Transformer	TH-406-A.1	1		"	
3505	Transformer	TH-407-A.1	1		"	
3506	Transformer	TH-408-A.1	1		"	
3507	Transformer	TH-409-A.1	1		"	
2939	Washers, rubber, Type 214	ZV.1011	2		C	"
2976	Amplifier unit, Type B			1		A	"
2833	Control, variation setting		KH.1/018	1		A	"
	Accessories:—						
2925	Containers		—	A	"	
	Spares:—						
2967	Screw, cover, retaining	Naval Aviation only	LCG.5-241	1	C	"	
2654	Detector unit, Type A			1	A	"	
	Accessories:—						
2886	Container	C/w furnishings		1	A	"	
	Indicator, heading:—						
2656	Type A	Naval Aviation only		1	A	"	
	Spares:—						
3690	Bezel and Peg assy.	Naval Aviation only	LCG.5-A.352	1	C	"	
3127	Type B	Lightning FI, 1A, T4 and PP. only		1	A	"	
	Accessories:—	For Ref. Nos. 2656 and 3127.					
2887	Carton, inner		1	C	"	
2888	Case, transit		1	A	"	
	Spares:—	For Ref. Nos. 2656 and 3127.					
3663	Annunciator Assembly	LCG.5-A.58	1	C	"	
3233	Bezel		1	C	"	
2953	Cap, protective, 6-pole	ZV.2076	3	C	"	
2954	Cap, protective, 12-pole	ZV.2077	1	C	"	
2951	Circlip	LG65-153	1	C	"	

RESTRICTED

RESTRICTED

AIRCRAFT NAVIGATION INSTRUMENTS AND EQUIPMENT, ACCESSORIES AND UNIT SERVICING SPARES
SECTION 6B—cont.

1	2	3	4	5	6	7
	COMPASS, gyro magnetic, Mark G5FT—cont.					
	Consisting of— <i>cont.</i>					
	Indicators, heading—cont.					
	Spares— <i>cont.</i>	For Ref. Nos. 2656 and 3127.				
3667	D.G. Switch assembly		LCG.5-A.65	1	B	each
3657	Flag assembly, On-Off		LCG.5-A.29	1	C	"
2950	Gasket, glass		LG65-152	1	C	"
2952	Gasket, plug, plate		LG65-247	1	C	"
3254	Knob, heading	Naval Aviation only.	LND-356	1	C	"
2947	Knob (heading) assembly		4065-A61	1	C	"
3255	Knob, synchronising	Naval Aviation only.	LND-357	1	C	"
2946	Knob (Syn.), assembly		LG65-A60	1	C	"
2948	Pin, taper, $\frac{3}{8}$ in. diam. \times $\frac{3}{8}$ in.	Cadmium plated	402512	2	C	"
3664	Pointer, heading		LCG.5-143	1	C	"
3658	Ratchet, assembly		LCG.5-A.49	1	C	"
3230	Window and flight grid assembly		LCG.5-A.332	1	C	"
2726	Plate, mounting, Type A	To use with Ref. No. 2655		1	A	"
2657	Repeater, Type A			1	A	"
	Accessories:—					
	Carton, inner	Ref. No. 2887		—	—	—
	Case, transit	Ref. No. 2888		—	—	—
	Spares:—	Naval Aviation only	LCG.5/—			
2970	Chain, long		A.217	1	C	each
2971	Chain, short		A.143	1	C	"
2968	Flap assembly		A.142	1	C	"
2969	Plug assembly, 25-way		A.140	1	C	"
2972	Rivet		442	1	C	"
	Screw, case, special retaining	Ref. No. 2937		1	—	—
	Screw, cover, retaining	Ref. No. 2967		1	—	—
2966	Switch assembly		A.62	1	C	each
	COMPASS, gyro magnetic, Mark 6:—	Naval Aviation only				
	Consisting of:—					
3100	Amplifier Unit, Type A	Naval Aviation only	S.1054/1	1	A	"
	Spares:—					
2961	Bracket Assembly		S.1054/12	1	C	"
3263	Bolt		S.1054/225	1	C	"

RESTRICTED

RESTRICTED

AIRCRAFT NAVIGATION INSTRUMENTS AND EQUIPMENT, ACCESSORIES AND UNIT SERVICING SPARES

SECTION 6B—cont.

1	2	3	4	5	6	7
	COMPASS, gyro magnetic, Mark 6:—					
	Consisting of:—					
3485	Amplifier assembly, slaving	S.4054/4	1	A	each
	Spares:—					
—	Capacitor, 0.010 mfd., 500 volts ..	Reference 10C/9114900		1	—	—
—	Capacitor, 5 mfd., 50 volts, D.C. ..	Reference 10C/9457497		2	—	—
—	Capacitor, 10 mfd., 25 volts, D.C. ..	Reference 10C/9457498		4	—	—
—	Capacitor, 25 mfd., 50 volts, D.C. ..	Reference 10C/9457499		2	—	—
—	Collar, "O" ring	Ref. No. 3582		1	—	—
—	Diode	Reference 10CV/0372036		2	—	—
3464	Filter, band pass	NDN/1054/234	1	A	each
—	Resistor, 1,000 ohms	Reference 10W/0222001		2	—	—
—	Resistor, 3,500 ohms	Reference 10W/0222076		1	—	—
—	Resistor, 4,700 ohms	Reference 10W/0222085		4	—	—
—	Resistor, 8,200 ohms	Reference 10W/0222118		1	—	—
—	Resistor, 10,000 ohms	Reference 10W/0222127		1	—	—
—	Resistor, 20,000 ohms	Reference 10W/0222166		1	—	—
—	Resistor, 51,000 ohms	Reference 10W/0223001		1	—	—
—	Transistor	Reference 10CV/7056		3	—	—
3114	Amplifier, levelling	NDN/1054/6	1	A	each
	Spares:—					
—	Capacitor	Reference 10C/9457497		1	—	—
—	Capacitor	Reference 10C/9457498		1	—	—
—	Capacitor	Reference 10C/9457499		1	—	—
—	Capacitor, 0.1 mfd., 250 volts, D.C. ..	Reference 10C/9113692		2	—	—
—	Capacitor, 0.5 mfd., 300 volts, D.C. at 85°C.	Reference 10C/0115568		1	—	—
3582	Collar, "O" ring	NDN/1054/243	1	C	each
—	Resistor, 100 ohms, $\frac{1}{4}$ watt.	Reference 10W/0221106		2	—	—
—	Resistor, 270 ohms, $\frac{1}{4}$ watt.	Reference 10W/0221160		1	—	—
—	Resistor, 390 ohms, $\frac{1}{4}$ watt.	Reference 10W/0221181		1	—	—
—	Resistor, 3,000 ohms, $\frac{1}{4}$ watt.	Reference 10W/0222061		2	—	—
—	Resistor, 3,300 ohms, $\frac{1}{4}$ watt.	Reference 10W/0222064		1	—	—
—	Resistor, 13,000 ohms, $\frac{1}{4}$ watt.	Reference 10W/0222145		1	—	—
—	Resistor, 47,000 ohms, $\frac{1}{4}$ watt.	Reference 10W/0222211		1	—	—
—	Transistor	Reference 10CV/7056		3	—	—

RESTRICTED

RESTRICTED

AIRCRAFT NAVIGATION INSTRUMENTS AND EQUIPMENT, ACCESSORIES AND UNIT SERVICING SPARES

SECTION 6B—cont.

1	2	3	4	5	6	7
	COMPASS, gyro-magnetic, Mark 6—cont.					
	Consisting of—cont.					
	Amplifier, servo	Ref. No. 3211. Naval Aviation only		1	—	—
3113	Amplifier, slaving	Naval Aviation only	NDN/1054/4	1	A	each
3100	Amplifier unit, Type A	Naval Aviation only	S.1054/1	1	A	"
	Spares:—					
3263	Bolt		S.1054/225	1	C	"
3266	Boot, moulded		S.1054/266	1	C	"
3261	Bracket assembly		S.1054/12	1	C	"
3122	Connector, circuit		S.1054/269	1	A	"
3123	Connector, circuit		S.1054/270	1	A	"
3260	Damper		S.1054/262	1	C	"
3267	Fastener, screw		S.1054/203	1	C	"
3262	Pin, amplifier base, locating		S.1054/220	1	C	"
3272	Retainer, bowed		Salter 5133-X11	1	C	"
3270	Resistor, 250 ohms, 1 watt.		Ancillary Dev. No. 389	1	C	"
3265	Spring		S.1054/257	1	C	"
3268	Spring		S.1054/205	1	C	"
3264	Stand-off		S.1054/227	1	C	"
3484	Amplifier unit, Type B		NDN/4054/1	1	A	"
	Amplifier chassis		S/1054/7	1	—	—
	Spares:—					
3575	Circlip, external, for ¼ in. shaft		Seegar	4	C	each
	Connector, printed circuit	Reference 10H/9146696		1	—	—
	Connector, printed circuit	Reference 10H/9146697		1	—	—
	Connector, test point	Reference 10H/9147464		1	—	—
3572	Cover, bottom		NDN/1054/242	1	C	each
3579	Cup, spring, top		NDN/1054/259	4	C	"
	Fuse, 0.5 amp.	Reference 10H/9138305		2	—	—
	Fuse-link, electrical	Reference 10H/9138425		3	—	—
	Fuse unit, Type 102	Reference 10H/0590170		5	—	—
3259	Isolator, lower		NDN/1054/238	4	C	each
3258	Isolator, upper		NDN/1054/237	4	C	"
	"O" ring, sealing	Reference 27QA/519		2	—	—
	Plug, electrical	Reference 10H/9402677		1	—	—

RESTRICTED

RESTRICTED

AIRCRAFT NAVIGATION INSTRUMENTS AND EQUIPMENT, ACCESSORIES AND UNIT SERVICING SPARES

SECTION 6B—cont.

1	2	3	4	5	6	7
	COMPASS, gyro magnetic, Mark 6—cont.					
	Amplifier unit, Type B—cont.					
	Amplifier chassis—cont.					
	Spares—cont.					
—	Plug, electrical	Reference 10H/9147458		1	—	—
—	Plug electrical	Reference 10H/Z. 2588		1	—	—
3573	Resistor assy., pre-set		NDN/1054/14	1	C	each
3574	Shockmount assy.		NDN/1054/10	1	B	"
—	Socket, electrical	Reference 10H/9401834		2	—	—
—	Socket, electrical	Reference 10H/9456206		2	—	—
—	Socket, electrical, Type 859	Reference 10H/20951		2	—	—
3578	Spring, barrel, lower		NDN/1054/239	4	C	each
3577	Spring, compression, upper		NDN/1054/202	4	C	"
3580	Spring, damper		NDN/1054/263	8	C	"
3223	Compensating unit		15274/0	1	A	"
3458	Control unit	Naval Aviation only	WB.5.81.5021	1	A	"
3098	Control unit		S.1055/1	1	A	"
	Spares:—					
—	Bulb, panel lighting, 28 volt, 0.04 amp.	Reference 5L/9959118		2	—	—
—	Capacitor, 300 volt, 0.5 mfd.	Reference 10C/0115568		2	—	—
—	Connector	Reference 10H/9402667		1	—	—
3120	Indicator, null		NDN/1055/213	1	B	each
3119	Knob, heading switch		NDN/1055/212	1	C	"
—	Knob, lat-control	Reference 5CZ/7190		1	—	—
—	Lampholder, Type 361	Reference 10AE/2102		2	—	—
3651	"O" ring, neoprene		Hall & Hall No. 052.	3	C	each
3583	Panel, plastic		NDN/1055/204	1	C	"
—	Potentiometer	Reference 5CZ/6891		1	—	—
3121	Screw, socket set	Naval Aviation only	NDN/1055/4	2	C	each
—	Switch	Reference 10F/19295		1	—	—
3097	Detector unit		17723-0	1	A	each
	Spares:—					
3277	Screw, mounting	Naval Aviation only	12801-913	3	C	"
3662	Detector unit, Type E	Naval Aviation only		1	A	"
3099	Gyro unit		NDN/1053/1	1	A	"

RESTRICTED

RESTRICTED

AIRCRAFT NAVIGATION INSTRUMENTS AND EQUIPMENT, ACCESSORIES AND UNIT SERVICING SPARES

SECTION 6B—cont.

1	2	3	4	5	6	7
	COMPASS, gyro magnetic, Mark 6—cont.					
	Consisting of— <i>cont.</i>					
—	Indicator, CL.6	Ref. No. 3213. Naval aviation only		1	—	—
3335	Indicator, RL.6		PN.19485-0	1	A	each
3746	Master indicator, Type C6	Naval Aviation only	19582-0	1	A	..
3101	Mounting, amplifier		NDN/1505	1	A	..
3496	Repeater, compass	Naval Aviation only	19567-0	1	A	..
3102	Repeater, moving card	Naval Aviation only	19237-0	1	A	..
3103	Repeater, moving pointer	Naval Aviation only	19282-0	1	A	..
3689	Repeater, moving points, Type 2	Naval Aviation only		1	A	..
3112	Transformer board assembly		NDN/1054/8	1	A	..
	Spares:—					
—	Capacitor, 0.1 mfd., 1,000 volts D.C.	Reference 10C/9453019		1	—	—
—	Diode	Reference 10CV/0372036		8	—	—
—	Relay, Series 335, 2 pole	Reference 10F/9464019		1	—	—
—	Resistor, 200 ohms, $\frac{1}{4}$ watt	Reference 10W/0221145		1	—	—
—	Resistor, 360 ohms, $\frac{1}{4}$ watt	Reference 10W/0221178		1	—	—
—	Resistor, 620 ohms, $\frac{1}{4}$ watt	Reference 10W/0221208		1	—	—
—	Resistor, 2,400 ohms, $\frac{1}{4}$ watt	Reference 10W/0222052		1	—	—
—	Resistor, 75,000 ohms, $\frac{1}{4}$ watt	Reference 10W/0223022		4	—	—
3269	Thermistor		NDN/1054/8/ND/ 35	2	B	each
	COMPASS, gyro magnetic, Mark 7.					
	Consisting of:—					
—	Amplifier, servo	Ref. No. 3211		2	—	—
3709	Amplifier, servo	For Ref. Nos. 3525 and 3527		1	A	each
3530	Amplifier, slaving			2	A	..
—	Controller	Ref. No. 3214		2	—	—
3716	Detector unit, Type F		19654-03	2	A	each
—	Horizon, gyro, Mark 3	Reference 6A/5035		1	—	—
3526	Indicator, master			2	A	each
3527	Indicator, pilot's			2	A	..
—	Junction box	Reference 6A/4770		1	—	—
—	Power supply unit	Ref. No. 3210		2	—	—
3708	Rack, mounting, Type B		19651-0	2	A	each

RESTRICTED

RESTRICTED

AIRCRAFT NAVIGATION INSTRUMENTS AND EQUIPMENT, ACCESSORIES AND UNIT SERVICING SPARES
SECTION 6B—cont.

1	2	3	4	5	6	7
	COMPASS, gyro magnetic, Mark 7—cont.					
	Consisting of— <i>cont.</i>					
3524	Remote correction unit		2	A	each
3525	Roll, stabilised gyro		2	A	,,
	COMPASS, gyro magnetic, Mark 7A:—					
	Consisting of:—					
—	Amplifier, servo	Ref. No. 3211		1	—	—
—	Amplifier, slaving	Ref. No. 3530		1	—	—
—	Controller, latitude	Ref. No. 3214		1	—	—
—	Corrector, deviation, remote	Ref. No. 3524		1	—	—
—	Detector unit	Ref. No. 3097		1	—	—
—	Gyro unit	Ref. No. 3209		1	—	—
3659	Indicator, master		19600/0	1	A	each
3660	Panel, control		19692/0	1	A	,,
—	Power unit	Ref. No. 3210		1	—	—
—	Rack, mounting	Ref. No. 3212		1	—	—
3661	Repeater, pilot's heading		19603/1	1	A	each

RESTRICTED

24a

RESTRICTED

AIRCRAFT NAVIGATION INSTRUMENTS AND EQUIPMENT, ACCESSORIES AND UNIT SERVICING SPARES

SECTION 6B—cont.

1	2	3	4	5	6	7
1248	COMPASS, magnetic, observer's, Type 06A U	With moulded handle		—	A	each
	Accessories:—	For all types of compasses, magnetic, observer's				
1333	Case, transit	For Type 06A compass		1	A	"
—	Key, corrector	Ref. No. 365		1	—	"
1450	Magnet, 1 in. × 0.64 in.	For Naval Aviation only		as rq.	B	pkt.
	Spares:—					
—	Battery, primary, dry, No. 15, Type A ..	Reference 5J/3061		2	—	—
—	Lamp, filament, 2.5 volt, 0.75 watts ..	Reference 5L/9951156		1	—	—
—	Lamp, filament, 12 volt, 1.2 watts ..	Reference 5L/9959112		1	—	—
	COMPASS, magnetic, pilot's:—					
	Type P:—					
1671	10		—	A	each
1672	11		—	A	"
1673	12	C/w Mirror Assembly, Ref. No. 653		—	A	"
	Accessories:—	For all P-type compasses, magnetic, pilot's.				
746	Case, transit	For Type P.10 compass		1	A	"
727	Case, transit	For Type P.11 compass		1	A	"
1103	Case, transit	For Type P.12 compass		1	A	"
1032	Corrector, No. 3		1	B	"
1752	Corrector, No. 4	Incorporating vertical corrector		1	A	"
3518	Corrector, Surface Movement		—	A	"
—	Holder, deviation card, Mark 2	Ref. No. 1503		1	—	—
—	Holder, deviation card, Mark 4	Ref. No. 556		1	—	—
—	Key, corrector	Ref. No. 365		1	—	—
653	Mirror, assembled, complete	For Ref. No. 1673		1	B	each
—	Nut, brass, plain, R.H. thread, 2 B.A. ..	Reference 28M/661	} For securing P-type compasses.	3	—	—
—	Washer, brass, 2 B.A.	Reference 28W/3524		3	—	—
2903	Set of parts for Mod. INST. B171		—	C	set
	Spares:—					
3115	Ring, movable grid	For Ref. No. 1671 only P10		1	C	"
2593	COMPASS, survival, wrist type		—	B	each
	Spares:—					
2615	Strap, wrist		1	C	"

Drg. No. (CEM)
6149/34.

RESTRICTED

RESTRICTED

AIRCRAFT NAVIGATION INSTRUMENTS AND EQUIPMENT, ACCESSORIES AND UNIT SERVICING SPARES
SECTION 6B—cont.

1	2	3	4	5	6	7
	COMPUTOR, dead reckoning:—					
490	Mark 4	Supersedes Ref. Nos. 180 and 250		—	B	each
2645	Mark 4A		—	B	"
	Spares:—					
3677	Slides, Astro Acceleration Corrector		1	C	"
2835	Mark 4B	Naval Aviation only.. .. .		1	C	"
	Spares:—					
3145	Slide		1	C	"
	COMPUTOR, height and true air speed:—					
345	Mark 4		—	B	"
3132	COMPUTOR, night photoflash sighting angle and release distance.		1	A	"
2962	COMPUTOR, performance	Naval Aviation only.. .. .		1	A	"
	COMPUTOR, range and endurance:—					
2710	Mark 1B	Naval Peculiar		—	A	"
2711	Mark 1C	Naval Peculiar		—	A	"
2697	COMMUTATOR, Transmitter, Type 1	20 grammes, Brush pressure	PV.41F/20	1	B	"
484	DE-MISTER, cowl type, Mark 2	With improved de-misting qualities		—	B	"
	Spares:—					
2578	Plate, distributor		1	C	"
636	Plate, shut off		1	C	"
	DIRECTIONAL-GYROSCOPE SYSTEM:—					
	Stand-by:—					
	Control units:—					
2978	Type A		1	A	"
3219	Type B		1	A	"
	Accessories:—					
3026	Tray mounting, Type A		1	A	"

RESTRICTED

RESTRICTED

AIRCRAFT NAVIGATION INSTRUMENTS AND EQUIPMENT, ACCESSORIES AND UNIT SERVICING SPARES

SECTION 6B—cont.

1	2	3	4	5	6	7
	DIRECTIONAL-GYROSCOPE SYSTEM—cont.					
	Stand-by—cont.					
	Control units—cont					
	Spares:—					
	Control Inverter and Platform assembly:—					
3570	Band, Sealing Cover	Reference 6A/8026	64/30667	1	C	each
—	Capacitor, 0.25 mfd., 115 volt A.C.	Reference 10C/9474202		1	—	—
—	Capacitor, 0.5 mfd., 125 volt, A.C.	Reference 10C/9446340		2	—	—
—	Capacitor, 0.2 mfd., 30 volt	Reference 10C/9446342		2	—	—
—	Capacitor, 0.25 mfd. 115 volt	Reference 10C/9446344		2	—	—
—	Diode, point contact	Reference 10CV/1353		1	—	—
—	Diode, Zener	Reference 10CV/7091		1	—	—
—	Relay, 24 volt spring set	Reference 10F/0119145		2	—	—
—	Resistor, 100 ohms	Reference 10W/0221110		1	—	—
—	Resistor, 220 ohms.	Reference 10W/0113304		2	—	—
—	Resistor, 270 ohms	Reference 10W/0221164		2	—	—
—	Resistor, 560 ohms	Reference 10W/0221206		2	—	—
—	Resistor, 820 ohms	Reference 10W/0221226		1	—	—
—	Resistor, 1.2K ohms	Reference 10W/0215655		1	—	—
—	Resistor, 1.5K ohms	Reference 10W/0222026		2	—	—
—	Resistor, 3.9K ohms	Reference 10W/0222079		1	—	—
—	Resistor, 5.6K ohms	Reference 10W/0222101		1	—	—
3571	Seal		64/34239	1	C	each
—	Socket, 14 Poles	Reference 10H/9995807		1	—	—
3562	Suppressor		64/34461	1	C	each
3560	Switch, Rotary, 11 way		64/36049	1	C	"
—	Switch, Thermal G.V. 10 secs.	Reference 10F/9446029		1	—	—
—	Switch, Thermal G.V. 50 Secs.	Reference 10F/9446028		1	—	—
3559	Transformer		64/36242	1	C	each
—	Transistor	Reference 10 CV/7007		1	—	—
—	Transistor	Reference 10 CV/7117		1	—	—
3554	Directional Gyro	C/W plug and leads	64/36100	1	A	each
3558	Mount, vibration		Silentbloc B134	4	C	"

AL 182

RESTRICTED

27

RESTRICTED

AIRCRAFT NAVIGATION INSTRUMENTS AND EQUIPMENT, ACCESSORIES AND UNIT SERVICING SPARES
SECTION 6B—cont.

1	2	3	4	5	6	7
	DIRECTIONAL-GYROSCOPE SYSTEM—cont.					
	Stand-by—cont.					
	Control units—cont.					
	Spares—cont.					
	Panel, Fast erection:—					
—	Capacitor, 30 mfd. 30 volt	Reference 10C/9991261		1	—	—
—	Diode	Reference 10CV/4077		1	—	—
—	Diode	Reference 10CV/5202		2	—	—
—	Diode	Reference 10CV/7036		3	—	—
—	Resistor, 12 ohms	Reference 10W/0113209		2	—	—
—	Resistor, 100 ohms	Reference 10W/0221110		1	—	—
—	Resistor, 270 ohms	Reference 10W/0221164		1	—	—
—	Resistor, 2.2K ohms	Reference 10W/0222047		1	—	—
—	Resistor, 2.7K ohms	Reference 10W/0222059		1	—	—
—	Resistor, 5.6K ohms	Reference 10W/0222101		1	—	—
—	Transistor	Reference 10CV/5929		1	—	—
—	Panel Inverter assembly:—					
—	Capacitor, Castenet, 140 mfd. 30V. D.C.	Reference 10C/25608		1	—	—
—	Capacitor, Castenet, 50 mfd. 70V. D.C.	Reference 10C/9457943		2	—	—
—	Capacitor, 0.5 mfd., 250V. A.C.	Reference 10C/9464488		1	—	—
—	Diode	Reference 10CV/7036		4	—	—
—	Diode	Reference 10CV/5739		1	—	—
—	Relay, "A", 260 ohms	Reference 10F/9478321		1	—	—
—	Relay, "B", 260 ohms	Reference 10F/9478322		1	—	—
—	Relay, "C", 675 ohms	Reference 10F/9465197		1	—	—
—	Resistor, 10 ohms	Reference 10W/0113207		1	—	—
—	Resistor, 1.5K ohms	Reference 10W/0222026		1	—	—
—	Transistor	Reference 10CV/5929		1	—	—
—	Plate, Top Assembly:—					
—	Relay, "D", 24 volt	Reference 10F/0119145		1	—	—
3563	Transformer		64/36025	1	A	each
3565	Choke		64/36029	2	B	"
3564	Transformer		64/36028	1	A	"
3569	Transformer		64/36027	1	A	"

RESTRICTED

Handwritten initials/signature

RESTRICTED

AIRCRAFT NAVIGATION INSTRUMENTS AND EQUIPMENT, ACCESSORIES AND UNIT SERVICING SPARES
SECTION 6B—cont.

1	2	3	4	5	6	7
	DIRECTIONAL-GYROSCOPE SYSTEM:—					
	Stand-by—cont.					
	Control units— <i>cont.</i>					
	Spares— <i>cont.</i>					
	Plate, side "B" assembly:—					
3556	Choke		64/36033	1	B	each
3555	Transformer		64/36030	1	A	"
3557	Transformer, feed back		64/36031	1	A	"
3561	Transformer, fast erection		64/36032	1	A	"
	Plate, transistor assembly:—					
—	Transistor	Reference 10CV/7085		4	—	—
3568	Screw, special		64/34216	2	C	each
3566	Strap		64/34240	2	C	"
3567	Trunnion		64/34764	2	C	"
	Indicator, direction:—					
2977	Type A			1	A	"
	Spares:—					
3543	Board, contact		64/36305	1	C	"
3545	Circlip		64/36349	1	C	"
—	Circlip, window retaining	Reference 6TD/796. Naval Aviation only.		1	—	—
3544	Glass		64/36345	1	C	each
3691	Invertor, control		64/38405	1	A	"
3547	Knob		64/36325	1	C	"
—	Lamp, 6 volt, 0.1 amp.	Reference 5L/9959119		1	—	—
—	Lampholder	Reference 6TD/794. Naval Aviation only		1	—	—
3692	Platform assembly		64/38404	1	A	each
—	Plug, 6 holes	Reference 10H/0560080		1	—	—
3546	Synchro, special		64/36318	1	A	each
—	Window	Reference 6TD/795. Naval Aviation only.		1	—	—
3104	Type B			1	A	each
	Spares					
3552	Bezel		64/36645	1	C	"
3549	Board, terminal		64/36663	1	C	"
3550	Brush, block		64/36675	1	C	"
—	Knob	Ref No. 3547		1	—	—
—	Lamp, 6 volt, 0.1 amp.	Reference 5L/9959119		1	—	—

RESTRICTED

RESTRICTED

AIRCRAFT NAVIGATION INSTRUMENTS AND EQUIPMENT, ACCESSORIES AND UNIT SERVICING SPARES
SECTION 6B—cont.

1	2	3	4	5	6	7
	DIRECTIONAL-GYROSCOPE SYSTEM—cont.					
	Stand-by—cont.					
	Indicator direction—cont.					
	Type B—cont.					
	Spares:—					
	Lamp, 28 volt, 0.04 amp. (Red) ..	Reference 5L/9959124		1	—	—
3551	Nut, knob, securing	Reference 5L/9959124	64/36316	1	C	each
	Plug, fixed, 7 poles	Reference 10H/9477770		1	—	—
3553	Seal, bezel	Reference 10H/9477770	64/36646	1	C	each
3548	Synchron assembly	Reference 10H/9477770	64/36656	1	A	"
	DISPLAY SYSTEM, navigation, Mark 1:—					
	Amplifier, navigation display:—					
2851	Type A			1	A	"
	Spares:—					
3343	Cableform amplifier assembly		LND-A.314	1	A	"
	Capacitor, 0.5 mfd.	Reference 10C/27674		5	—	—
	Capacitor, tantalum, 50 mfd.	Reference 10C/0120137		8	—	—
	Capacitor, tantalum, 140 mfd.	Reference 10C/0120138		2	—	—
	Capacitor, tantalum, 250 mfd.	Reference 10C/0120139		1	—	—
	Chain, ball No. 6 (2 inch lengths)	Ref. No. 2933		1	—	length
3440	Clip, tool No. 80/1	Naval Aviation only	ZV.3155	4	C	each
3441	Clip, tool, No. 81/0	Naval Aviation only	ZV.4357	5	C	"
3438	Clip, oddie fastener, type 213	Naval Aviation only	ZV.433	1	C	"
3342	Cover assembly		LND-A.265	1	A	"
	Diode, buffer	Reference 10CV/0372281		22	—	—
	Fuse, lamp	Reference 10H/0590138		3	—	—
	Holder, fuse	Reference 10H/18586		3	—	—
3341	Monitoring amplifier		LND-A.262	1	A	each
3435	Plug assembly, complete	Naval Aviation only	LND-A.263	1	C	"
	Potentiometer, 100 ohms	Reference 5CZ/6690		2	—	—
	Potentiometer, 250 ohms	Reference 5CZ/6691		2	—	—
	Potentiometer, 1K ohms	Reference 5CZ/6692		2	—	—
	Potentiometer, 2.5K ohms	Reference 5CZ/6693		1	—	—
3336	Power unit, assembly		LND-A.261	1	A	each
	Rectifier, silicon, 250 ma	Reference 10CV/7045		4	—	—

RESTRICTED

RESTRICTED

AK18

AIRCRAFT NAVIGATION INSTRUMENTS AND EQUIPMENT, ACCESSORIES AND UNIT SERVICING SPARES

SECTION 6B—cont.

1	2	3	4	5	6	7
	DISPLAY SYSTEM, navigation, Mark 1—cont.					
	Amplifier, navigation display—cont.					
	Type A—cont.					
	Spares—cont.					
3436	Screw, cover.. .. .	Naval Aviation only	LND-638	2	C	each
3437	Screw, mounting tray	Naval Aviation only	LND-639	2	C	"
—	Servo amplifier assembly	Reference 6A/7760 .. .		5	—	"
—	Socket, sub-miniature, 25 pole .. .	Reference 10H/24325		1	—	"
3442	Stud, fastener	Naval Aviation only	Oddie 552	1	C	each
—	Switch wafer, Ceramic, 2 pole, 5 way	Reference 10F/21294		2	—	"
3337	Transformer assembly (choke) .. .		TH.506-A.1	1	A	each
3338	Transformer assembly (choke) .. .		TH.507-A.1	1	A	"
3339	Transformer assembly		TH.528-A.1	1	A	"
3340	Transformer assembly		TH.531-A.1	1	A	"
—	Transistor, silicon	Reference 10CV/0372146		10	—	"
—	Transistors	Matched sets of 4. Reference 10E/13261		1	—	"
—	Transistor, output stage	Matched sets of 4. Reference 10E/13268		1	—	"
—	Washer, rubber	Ref. No. 2939		1	—	"
3243	Type B			—	A	each
	Accessories:—	For Ref. Nos. 2851 and 3243				
3023	Container			1	A	"
	Computer offset, Tacan:—					
2905	Type A			1	A	"
3221	Type B			1	A	"
	Spares:—					
3473	Assyn Assembly	Naval Aviation only	LOSC-A.16	1	C	"
3474	Bracket, Lamp Assembly	Naval Aviation only	LOSC-A.44	2	C	"
3347	Bulbs, Matched Pair		ZM681	1	B	set
—	Capacitor 0.01 mfd.	Ref. 10C/0115826		1	—	"
—	Capacitor 0.10 mfd.	Ref. 10C/9994135		3	—	"
—	Capacitor 4.0 mfd.	Ref. 10C/27673		1	—	"
—	Capacitor 50.0 mfd.	Ref. 10C/0120137		2	—	"
3348	Chock Assembly		TH.525-A.1	2	A	each
3478	Clamp, Aysynn (Size 15)	Naval Aviation Only	LOSC-69	3	C	"
3479	Filter, Red		LOSC-70	2	C	"

RESTRICTED

RESTRICTED

AIRCRAFT NAVIGATION INSTRUMENTS AND EQUIPMENT, ACCESSORIES AND UNIT SERVICING SPARES

SECTION 6B—cont.

1	2	3	4	5	6	7
	DISPLAY SYSTEM navigation, Mark 1:—					
	Computer, offset, Tacon:—					
	Type B—cont.					
	Spares:—					
3346	Gear Wheel, Counter		ZV 6055	4	C	each
3344	Groupboard and Component Assembly		LOSC-A.23	1	A	"
	Knob	Ref. 2688		2	—	"
3483	Knob, Extensible	Naval Aviation only	ZV4245	2	C	each
3481	Plate, Pressure		LCG5-82	2	C	"
	Plug, 16 Poles	Reference 10H/9209069		1	—	—
	Potentiometer C/W gear	Reference 10W/24533		1	—	—
3480	Screw, Backplate	Naval Aviation only	LOSC-71	4	C	each
	Synchro, Resolver	Reference 5UD/7150..		1	—	—
3476	Tagboard, Lamp	Naval Aviation only	LOSC-120	2	C	each
	Valve	Reference 10CV/3986		2	—	—
3345	Valve Assembly (CV-3989) and Connectors		LOSC-A.27	2	A	each
3475	Washer, Friction	Naval Aviation only	LOSC-8	2	C	"
3482	Washer, Spring		LCG5-83	2	C	"
3477	Window		LOSC-51	2	C	"
	Accessories:—	For Ref.Nos. 2905 and 3221.				
3024	Container			1	A	"
3167	Coupling unit, display, Type A—			1	A	"
	Detector unit:—					
	Type A	Ref. No. 2654		1	—	—
3169	Type C			1	A	each
	Navigation display:—					
2960	Type A			1	A	"
	Spares:—					
3359	"A" Correction pointer assembly		LND-A.132	1	C	"
3362	Amplifier modulator magnetic		LND-A.147	1	A	"
3355	Annunciator and bracket assembly		LND-A.56	1	A	"
3365	Bar, glide path		IND-195	1	C	"
3665	Bearings (G.P. Bar G.T.)		BR.237	1	C	"
3351	Blind		LND-172	1	C	"
3374	Bracket, lamp assembly (double)	Naval Aviation only..	LND-A.131	1	C	"

RESTRICTED

RESTRICTED

AIRCRAFT NAVIGATION INSTRUMENTS AND EQUIPMENT, ACCESSORIES AND UNIT SERVICING SPARES

SECTION 6B—cont.

1	2	3	4	5	6	7
	DISPLAY SYSTEM, navigation, Mark I—cont.					
	Navigation display—cont.					
	Type A—cont.					
	Spares—cont.					
3358	Bracket, lamp assembly (single)	LND-1A.130	4	C	each
3668	Brake Assembly	Naval Aviation only.. .. .	LND-A.346	1	C	"
3368	Bulbs (ZV.4644)	Matched pairs	ZM-680	1	C	"
—	Clamp, motor	Reference 5UD/7434.. .. .		8	—	—
3349	Clamp, potentiometer	LND-148	3	C	each
—	Clamp, synchro	Reference 5UD/7435		24	—	—
3367	Clip, spring, lamp	LND-344	6	C	each
3360	Control, gain, pre-amplifier	LND-A.145	1	A	"
—	Cover, Indicator	Reference 6A/7731		1	—	—
3366	Cover, lamp	LND-345	6	C	each
3404	Cover and lens assembly	Naval Aviation only.. .. .	LND-A.336	1	C	"
3401	Counter, cover operating movement	Naval Aviation only.. .. .	ZV-4240	1	C	"
3353	Counter assembly, complete	LND-A.250	1	A	"
3357	D.G flag assembly	LND-A.127	1	C	"
3356	D.G switch assembly	LND-A.126	1	A	"
3369	Flag movement, beam, type B	MV.2901	1	A	"
3643	Flag movement, beam, type C	MV.3933	1	A	"
3370	Flag movement, glide, type B	MV.2902	1	A	"
3644	Flag movement, glide, type C	MV.3934	1	A	"
—	Fuse, 250 ma	Reference 10H/0590136		5	—	—
3361	Groupboard assembly, phase advance	LND-A.188	3	A	each
3406	Holder, lamp	Naval Aviation only.. .. .	LND-746	1	C	"
3363	Knob, heading	LND-356	1	C	"
3364	Knob, synchronising	LND-357	1	C	"
3386	Lamp, contact assembly	Naval Aviation only.. .. .	LND-A.333	1	C	"
—	Lamp, panel, 28 volts, 0.04 amps.	Reference 5L/9959118		1	—	—
—	Motor, servo	Reference 5UD/7432		5	—	—
3379	Nut, plug plate	Naval Aviation only.. .. .	LND-553	2	C	each
3396	Nut, stop	Naval Aviation only.. .. .	LND-473	1	C	"
3669	Pad, Tufnol	Naval Aviation only.. .. .	LND-772	2	C	"
3402	Pin, taper, $\frac{1}{16}$ in. diam. \times $\frac{3}{8}$ in.	Naval Aviation only.. .. .	402612	1	C	"

RESTRICTED

33

RESTRICTED

AIRCRAFT NAVIGATION INSTRUMENTS AND EQUIPMENT, ACCESSORIES AND UNIT SERVICING SPARES

SECTION 6B—cont.

1	2	3	4	5	6	7
	DISPLAY SYSTEM, navigation, Mark 1—cont.					
	Navigation display—cont.					
	Type A—cont.					
	Spares—cont.					
3389	Pointer, switch	Reference 5CZ/6688	LND-210	1	C	each
—	Potentiometer, 5K ohms	Reference 5CZ/6689		1	—	—
—	Potentiometer, 1.5K ohms	Reference 10W/24462		1	—	—
—	Potentiometer, 1K ohm	Reference 10F/9321936		2	—	—
—	Relay, 775 ohms, coil	Reference 10W/24461		1	—	—
—	Resistor, variable, 8.5K ohms	Naval Aviation only	LND-190	1	C	each
3388	Ring, locking		LND-A.4	1	A	"
3350	Roller, blind assembly	Naval Aviation only	LND-552	2	C	"
3378	Screw, 2 B.A., back plate	Naval Aviation only	103704	8	C	"
3384	Screw, 12 B.A., C.S.	Naval Aviation only	106803	2	C	"
3385	Screw, grub, 10 B.A.	Naval Aviation only	LND-378	4	C	"
3393	Shield, single lamp	Naval Aviation only	LND-379	1	C	"
3394	Shield, double lamp	Naval Aviation only. Reference 6A/7711		—	—	—
—	Shim, 0.005 inch spring	Naval Aviation only. Reference 6A/7712		—	—	—
—	Shim, 0.010 inch spring	Naval Aviation only	LND-335	1	C	each
3403	Slide assembly	Naval Aviation only	LND-380	10	C	"
3376	Spacer, perspex	Naval Aviation only	LND-745	1	C	"
3405	Spring	Naval Aviation only	LND-494	8	C	"
3400	Spring, cover retaining	Naval Aviation only	LND-499	3	C	"
3377	Spring, window retaining	Naval Aviation only	LND-725	6	C	"
3383	Spring, clamp, long	Naval Aviation only	LND-724	2	C	"
3382	Spring, clamp, short	Naval Aviation only	LND-340	8	C	"
3375	Spring, front casting	Naval Aviation only	LND-462	1	C	"
3395	Spring, relay	Reference 6A/7740		1	—	—
—	Spring, tension roller	Reference 5CW/6286		3	—	—
—	Switch, micro	Reference 10F/21310		1	—	—
—	Switch, rotary	Reference 10F/21293		1	—	—
—	Switch, wafer, 12 pole	Reference 5UD/7261		3	—	—
—	Synchro, high temperature	Reference 5UD/6363		3	—	—
—	Synchro, high temperature			8	—	—

RESTRICTED

RESTRICTED

AIRCRAFT NAVIGATION INSTRUMENTS AND EQUIPMENT, ACCESSORIES AND UNIT SERVICING SPARES

SECTION 6B—cont.

1	2	3	4	5	6	7
	DISPLAY SYSTEM, navigation, Mark 1—cont					
	Navigation display—cont.					
	Type A—cont.					
	Spares—cont.					
—	Synchro, high temperature	Reference 5UD/6370		1	—	—
—	Synchro, resolver	Reference 5UD/7150		2	—	—
—	Synchro, resolver	Reference 5UD/7433		1	—	—
3373	Tagboard assembly	Naval Aviation only	LND-A.129	6	C	each
3372	Transformer, signal circuit	TH.524-A.1	1	A	"
3371	Transformer, supply	TH.523-A.1	1	A	"
3391	Window	Naval Aviation only	LND-217	1	C	"
3392	Window, "A" correction	Naval Aviation only	LND-359	1	C	"
3399	Window, annunciator	Naval Aviation only	LND-484	1	C	"
3398	Window, counter	Naval Aviation only	LND-483	1	C	"
3397	Window, D.G.	Naval Aviation only	LND-475	1	C	"
3666	Window, front (fluorised)	Naval Aviation only	LND-777	1	C	"
3390	Window, glide and beam	Naval Aviation only	LND-215	2	C	"
3244	Type B		—	A	"
	Accessories:—					
3025	Container	For Ref. Nos. 2960 and 3244. ..		1	A	"
	Spares:—					
3541	Modulator assembly	Naval Aviation only. For Type B only ..	LND-A.340	1	A	"
3542	Mod. NDS/48 Set of Parts for ..	For Types A and B		1	C	set
3540	Pointer	Naval Aviation only. For Types A and B ..	LND-752	1	C	each
3650	Type C		—	A	"
	Spares:—					
3685	Clip, spring, lamp	LHVS-401	2	C	"
3682	Holder, lamp assy. (Beam)	LND-A.349	1	C	"
3683	Holder, lamp assy. (Glide)	LND-A.350	1	C	"
3681	Pointer, switch	Naval Aviation only	LND-781	1	C	"
—	Potentiometer	Reference 6TD/872		1	—	—
—	Potentiometer, A.P., anti-backlash gear assy. ..	Reference 6TD/854. Naval Aviation only ..		1	—	—
—	Potentiometer, I.L.S., anti-backlash gear assy. ..	Reference 6TD/852. Naval Aviation only. ..		1	—	—
—	Potentiometer, precision, 2 gauge ..	Reference 6TD/891		1	—	—

RESTRICTED

RESTRICTED

AIRCRAFT NAVIGATION INSTRUMENTS AND EQUIPMENT, ACCESSORIES AND UNIT SERVICING SPARES

SECTION 6B—cont.

1	2	3	4	5	6	7
	DISPLAY SYSTEM, navigation, Mark 1—cont.					
	Navigation display—cont.					
	Type C—cont.					
	Spares—cont.					
—	Potentiometer, Type B	Reference 6TD/806		1	—	—
—	Spindle, cam	Reference 6TD/820		1	—	—
—	Spindle, flag	Reference 6TD/818		1	—	—
3686	Switch and gear assy.	Naval Aviation only	LND-A.74	1	C	each
—	Switch unit, rotary, Type 3	Reference 6TD/892. Naval Aviation only.		1	—	—
3684	Switch, window mode. selector	Naval Aviation only	LND-778	1	C	each
—	Target heading, potentiometer, anti-backlash gear assy.	Reference 6TD/853. Naval Aviation only		1	—	—
2961	Navigation display, repeater, Type B	Naval Aviation only		1	A	each
	Accessories:—					
3091	Container	Naval Aviation only		1	C	"
	Spares:—					
—	Amplifier assy., magnetic	Reference 6TD/793		1	—	—
3409	Asynn and gear assy., (compass)		LND-A.10	1	C	each
3410	Counter assembly, complete		LND-A.35	1	C	"
3434	Flag movement P.F.I. Type B		ZV.4842	1	C	"
3433	Gear wheel (counter)		ZV.5933	6	C	"
3430	Knob		SA.2413	1	C	"
3407	Motor and pinion (compass)		LND-A.6	1	C	"
3408	Motor and pinion (range)		LND-A.7	1	C	"
3411	Motor and pinion (roller blind)		LND-A.47	1	C	"
3422	Pillar, plug plate		LND-541	4	C	"
3432	Pinion (counter)		ZV.5932	8	C	"
3415	Pin, taper $\frac{3}{64}$ in. diam. $\times \frac{1}{4}$ in.		402508	2	C	"
—	Plug, 24 way, R.R.	Reference 6TD/789		1	—	—
—	Plug, 32 way, R.R.	Reference 6TD/790		1	—	—
—	Potentiometer	Reference 6TD/791		1	—	—
—	Potentiometer	Reference 6TD/792		1	—	—
—	Potentiometer	Reference 6TD/786		1	—	—
3412	Potentiometer, Type B (range)		LND-A.57	1	C	each
3429	Rubber stamp, relay		LND-587	1	C	"
3417	Shim, $\frac{1}{16}$ in.		LND-485	—	C	"

RESTRICTED

RESTRICTED

AIRCRAFT NAVIGATION INSTRUMENTS AND EQUIPMENT, ACCESSORIES AND UNIT SERVICING SPARES
SECTION 6B—cont.

1	2	3	4	5	6	7
	DISPLAY SYSTEM, navigation, Mark 1—cont.					
	Navigation display repeater, Type B—cont.					
	Spares— <i>cont.</i>					
3418	Shim, $\frac{1}{32}$ in.		LND-485	—	C	each
3419	Shim, $\frac{3}{64}$ in.		LND-487	—	C	"
3425	Shim, 0.005 in. (counter)		LND-549	—	C	"
3420	Shim, 0.005 in.		LND-488	1	C	"
3423	Shutter, variation counters		LND-546	2	C	"
3426	Spacer, counter gear		LND-550	2	C	"
3428	Spacer, front		LND-581	7	C	"
3413	Synchro and gear assembly		LND-A.343	1	C	"
3414	Synchro and gear assembly		LND-324	1	C	"
3427	Window		LND-556	1	C	"
3416	Window, counter		LND-214	1	C	"
3424	Window, variation counter		LND-547	2	C	"
3168	Plate, connecting, Type A			1	A	"
2965	Tray, mounting	For Amplifier (Ref. No. 2851)		1	A	"
3022	Tray, mounting:—					
	Type B	For Amplifier (Ref. No. 2851)		1	A	"

RESTRICTED

36a

RESTRICTED

AIRCRAFT NAVIGATION INSTRUMENTS AND EQUIPMENT, ACCESSORIES AND UNIT SERVICING SPARES

SECTION 6B—cont.

1	2	3	4	5	6	7
	FLIGHT SYSTEM, military—					
	Mark 1		—	—	—
	Mark 1A		—	—	—
	Mark 1B		—	—	—
	Mark 1C		—	—	—
	Comprising—	Comprising items for all Marks unless otherwise stated.		—	—	—
	Amplifier unit, compass—					
2868	Type A	107/1/SFS	2	A	each
3012	Type B		2	A	"
3107	Type C	For Mark 1C only		2	A	"
3472	Type D	For Mark 1C only	156/3/SFS	2	A	"
	Accessories—	For Ref. Nos. 2868, 3012 and 3107.				
2921	Container, c/w mould		—	A	"
	Spares—	For Ref. Nos. 2868 and 3012.				
3184	Amplifier, comparator	SFS.4220	1	A	"
	Spares—					
—	Holder, valve	Reference 10H/0560127		1	—	—
—	Plate, relay holder	Reference 10AS/1002528		2	—	—
3201	Relay	40-617-139	2	A	each
—	Relay, thermal	Reference 10F/17590		1	—	—
—	Screen, valve	Reference 10AL/0563003		1	—	—
—	Socket, electrical	Reference 10H/9114121		2	—	—
3202	Spring, relay containing	30-413-101	2	C	each
3186	Amplifier, monitor	SFS.5246	1	A	"
3185	Amplifier, repeater	SFS.5245	2	A	"
3183	Corrector assembly	SFS.2000	1	A	"
	Spares—					
—	Fuse, 2.5 amp.	Reference 10H/19881		2	—	—
—	Fuse unit	Reference 10H/0590170		2	—	—
—	Jack, closed circuit	Reference 10H/9728553		3	—	—
3203	Indicator, potentiometer	SFS.2211	2	C	each
3204	Screw, special	SFS.2208	4	C	"

A/L182

RESTRICTED

RESTRICTED

SECTION 6B—cont.

1	2	3	4	5	6	7
	FLIGHT SYSTEM, military—cont. Comprising—cont.	Comprising all items for all Marks unless otherwise stated.				
	Amplifier unit, compass—cont. Covers—					
3163	Perspex	SFS.2360	1	C	each
3191	Side, left	SFS.2357/2	1	C	..
3190	Side, right	SFS.2357/1	1	C	..
3187	Resolver unit	109/2SFS	1	A	..
3189	Screw, special, perspex cover	SFS.2363	4	C	..
3160	Stud, locating	SFS.2362	2	C	..
	Washers—					
—	Cup, 4 B.A.	Reference 29C/4046		10	—	—
—	Cup, 6 B.A.	Reference 29C/4048		6	—	—
3188	Special, perspex cover	SFS. 2361	4	C	each
2879	Annunciator unit, Type A	106/SFS	2	A	..
	Accessories—					
2923	Container, c/w mould		—	A	..
	Spares—					
—	Annunciator assembly	Reference 6TC/3154		1	—	—
—	Case, front 'O' ring	Reference 6TC/3146		1	—	—
—	Case, rear, 'O' ring	Reference 6T/1076		1	—	—
—	Hand-set, dog clutch	Reference 6TC/3174		1	—	—
—	Housing, 'O' ring	Reference 6TC/3151		1	—	—
—	Knob	Reference 6TC/3173		1	—	—
—	Knob, switch	Reference 6A/6755		1	—	—
—	Nut, bezel	Reference 6A/2250		8	—	—
—	Ring, 'O' sealing	Reference 6TC/3155		1	—	—
—	Shaft, switch, 'O' seal	Reference 27QA/269		2	—	—
—	Shield, spring (inner)	Reference 6TC/3176		1	—	—
—	Shield, spring (outer)	Reference 6TC/3175		1	—	—
—	Spring, clutch	Reference 6TC/3177		1	—	—
—	Switch, minibank	Reference 6TC/3153		1	—	—
—	Synchro, size 11, Type ACS.1/AD	Reference 5UD/7156		1	—	—
—	Washer, bowed	Reference 6TC/3152		1	—	—

RESTRICTED

RESTRICTED
38

AIRCRAFT NAVIGATION INSTRUMENTS AND EQUIPMENT, ACCESSORIES AND UNIT SERVICING SPARES

SECTION 6B—cont.

1	2	3	4	5	6	7
	FLIGHT SYSTEM, military—cont.					
	Comprising—cont.	Comprising items for all Marks unless otherwise stated.				
	Compass beam:—					
3128	Type C	Victor B2 and C195P only		2	A	each
3129	Type D	Vulcan B2 only. For Marks 1, 1A and 1B only		2	A	"
	Accessories:—	For Ref. Nos. 3128 and 3129.				
2920	Container, c/w mould			—	A	"
	Spares:—	For Ref. Nos. 3128 and 3129.				
	Expansion ring and glass assembly	Ref. No. 3140 <i>6TC/3149</i>		1	—	—
3274	Knob	For Type D only	SFS.6071	1	C	each
	Knob	Reference 6A/6759. For Type C only		1	—	—
3273	Knob, sense switch		SFS.6785	1	C	each
	Lamp, filament, 6 volt	Reference 5L/9959119		1	—	—
	Synchro	Reference 5UD/7154..		1	—	—
	Synchro	Reference 5UD/7155..		1	—	—
3670	Top Lamp		SFS.380M	1	C	each
	Computer unit (navigational):—					
2870	Type A		113/SFS	1	A	"
3108	Type B	For Mark 1C only		1	A	"
3134	Type C	For Marks 1, 1A and 1B only		1	A	"
3234	Type D	For Mark 1C only	147/2.SFS	—	A	"
3656	Type E	Mark 1A only		—	A	"
	Accessories:—	For Ref. Nos. 2870, 3108, 3134, 3234 and 3656				
2922	Container, c/w mould			—	A	"
	Spares:—	For Ref. No. 2870.				
3193	Amplifier, director		124/1.SFS	1	A	"
3194	Cover, side		SFS.2357/6	2	C	"
	Fuse, 500 ma	Reference 10H/0590137		5	—	—
	Holder, fuse	Reference 5CZ/5691		5	—	—
3192	Pulsing, unit		114.SFS	1	A	each
	Relay	Reference 10F/19434		23	—	—
	Relay	Reference 10F/0114689		1	—	—
	Washer, cup, 4 B.A.	Reference 29C/4046		12	—	—
	Washer, cup, 6 B.A.	Reference 29C/4048		6	—	—

RESTRICTED

RESTRICTED

AIRCRAFT NAVIGATION INSTRUMENTS AND EQUIPMENT, ACCESSORIES AND UNIT SERVICING SPARES

SECTION 6B—cont.

1	2	3	4	5	6	7
	FLIGHT SYSTEM, military—cont. Comprising— <i>cont.</i>	Comprising items for all Marks unless otherwise stated.				
2873	Computer unit (Pitch), Type A	For Marks 1A, 1B and 1C only	125/SFS	1	A	each
	Accessories:—					
2924	Container, c/w mould		—	A	..
3037	Pad, gearing, Type A	For Marks 1A and 1B only		1	C	..
3034	Pad, gearing, Type B	For Marks 1A and 1B only		1	C	..
3106	Pad, gearing, Type C	For Mark 1C only		1	C	..
3220	Pad, gearing, Type D	For Mark 1A, Varsity A/C. Signals Command	134/4. SFS	1	C	..
	Spares:—					
3197	Amplifier, pitch datum	SFS.4263	1	A	..
3195	Amplifier, pitch, scale (port)	SFS.5272	1	A	..
3196	Amplifier, pitch, scale (starboard)	SFS.5273	1	A	..
3200	Cover, perspex	SFS.5097	1	C	..
3198	Drift unit, assembly	SFS.4264	1	A	..
3199	Pitch, datum unit, (complete)	129.SFS	1	A	..
—	Relay, magnetic	Reference 10F/19434		16	—	—
—	Washer, cup, 4 BA.	Reference 29C/4046		12	—	—
—	Control, variation setting	Ref. No. 2833. For Marks 1 and 1A only ..		1	—	—
	Accessories:—					
—	Container	Ref. No. 2925		1	—	—
—	Detector unit, Type A	Ref. No. 2654		2	—	—
	Accessories:—					
—	Container	Ref. No. 2886 (c/w furnishings)		1	—	—
2871	Mounting, Type E	For use with Ref. No. 2870 and 3108	115/SFS	1	A	each
	Spares:—					
3695	Jacking Screw assy.	SFS.461	2	C	..
3693	Lock Device assy., inner	SFS.466	2	C	..
3694	Lock Device assy., outer	SFS.470	2	C	..
3699	Locator, Spring	SFS.456	4	C	..
3700	Mounting, Anti-Vibration	(Barrymount GB.770-96)	40-141-129	4	C	..
3696	Nut, Lock, Special	SFS.499	1	C	..
3697	Nut, Lock, Special	Spring Plate Retaining	SFS.454	2	C	..
3698	Spring, Tension	SFS.457	5	C	..

RESTRICTED

RESTRICTED

AIRCRAFT NAVIGATION INSTRUMENTS AND EQUIPMENT, ACCESSORIES AND UNIT SERVICING SPARES

SECTION 6B—cont.

1	2	3	4	5	6	7
	FLIGHT SYSTEM, military—cont.					
	Comprising—cont.					
2872	Repeater, Navigator's, Compass, Type A	127/SFS	1	A	each
3647	Repeater, Navigator's, Compass, Type B ..	Mk. 1B only		1	A	"
3648	Repeater, Navigator's, Compass, Type C ..	Mk. 1B only		1	A	"
	Tray, mounting:—					
2869	Type B	For use with Ref. Nos. 2868, 3012 and 3107 ..	108/1/SFS	1	A	"
2964	Type D	For use with Ref. Nos. 2868 and 3012 only ..	108/2/SFS	1	A	"
	Spares:—					
—	Jacking screw assembly	Ref. No. 3695		2	—	—
—	Lock Device assembly, inner	Ref. No. 3693		2	—	—
—	Lock Device assembly, outer	Ref. No. 3694		2	—	—
—	Locator, spring	Ref. No. 3699		4	—	—
—	Nut, lock, special	Ref. No. 3696		1	—	—
—	Nut, lock, special	Spring plate retaining ref. No. 3697		2	—	—
—	Spring, Tension	Ref. No. 3698		5	—	—
	FLIGHT SYSTEM, Smith's:—					
	Consisting of:—					
2900	Amplifier Unit compass	13/28FS	2	A	each
	Spares:—					
	Amplifier assembly, monitoring:—					
	Consisting of:—					
—	Cover, perspex	Ref. No. 3163		1	—	—
—	Fuse, link, 2.5 amp.	Reference 10H/19881		2	—	—
—	Relay, magnetic	Reference 10F/19434		2	—	—
—	Switch, thermal delay	Reference 10F/17590		1	—	—
3161	Valve, Type SF.6057.ANR	SFS.4244	1	B	each
3162	Valve, Type SF.6158.ANR	SFS.4245	1	B	"
3141	Gasket, glass, large	SFS.744	1	C	"
3143	Gasket, glass, round	SFS.745	1	C	"
3140	Glass, large	SFS.684	1	C	"
3142	Glass, round	SFS.682	1	C	"

RESTRICTED

RESTRICTED

AIRCRAFT NAVIGATION INSTRUMENTS AND EQUIPMENT, ACCESSORIES AND UNIT SERVICING SPARES

SECTION 6B—cont.

1	2	3	4	5	6	7
	FLIGHT SYSTEM, Smith's—cont.					
	Consisting of cont.:—					
	Amplifier Unit compass—cont.					
	Spares—cont.					
—	Motor assembly, complete	Ref. No. 3144		1	—	—
3137	Plate, switch assembly		SFS.6813	1	B	each
—	Stud, locating	Ref. No. 3160		2	—	—
3138	Switch assembly	Resolver unit	SFS.3097	1	C	each
—	Switch, Micro	Reference 10F/20850		4	—	—
3118	Switch, thermal delay		S.1041.K	1	B	each
	Synchros, size 11:—					
—	Type ACS2/AC	Reference 5UD/7153 (Resolver)		1	—	—
—	Type ACS2/AM	Reference 5UD/7154 (Control transmitter)		4	—	—
—	Type ACS2/AN	Reference 5UD/7152 (Control transformer)		1	—	—
	Washers, cup:—					
—	2 B.A.	Reference 29C/4045		4	—	—
—	4 B.A.	Reference 29C/4046		14	—	—
—	6 B.A.	Reference 29C/4048		6	—	—
2897	Annunciator unit		12/SFS	2	A	each
	Spares:—					
—	Annunciator assembly	Ref. No. 3154		1	—	—
—	Case, front "O" ring	Ref. No. 3146		1	—	—
—	Case, rear "O" ring	Reference 6T/1076		1	—	—
—	Hand-set, dog clutch	Ref. No. 3174		1	—	—
—	Housing, "O" ring	Ref. No. 3151		1	—	—
—	Knob	Ref. No. 3173		1	—	—
—	Knob, switch	Reference 6A/6755		1	—	—
—	Nut, bezel	Reference 6A/2250		8	—	—
—	Ring, "O" sealing	Ref. No. 3155		1	—	—
—	Shaft, switch, "O" seal	Reference 27QA/269		2	—	—
—	Shield, spring (inner)	Ref. No. 3176		1	—	—
—	Shield, spring (outer)	Ref. No. 3175		1	—	—
—	Spring, clutch	Ref. No. 3177		1	—	—
—	Switch, minibank	Ref. No. 3153		1	—	—
—	Synchro, size 11, Type ACS.1/AD	Reference 5UD/7156		1	—	—
—	Washer, bowed	Ref. No. 3152		1	—	—

RESTRICTED

RESTRICTED

AIRCRAFT NAVIGATION INSTRUMENTS AND EQUIPMENT, ACCESSORIES AND UNIT SERVICING SPARES
SECTION 6B—cont.

1	2	3	4	5	6	7
	FLIGHT SYSTEM, Smith's—cont. Consisting of— <i>cont.</i>					
—	Control, variation setting	Ref. No. 2833		1	—	—
	Spares:—					
3147	Holder, lamp		ZV 3531	1	C	each
2899	Detector unit compass		KCA.1801	2	A	"
2898	Indicator, beam compass		5/SFS	2	A	"
	Spares:—					
3149	Expansion ring and glass assembly		SFS.591	2	C	"
—	Knob	Reference 6A/6759		1	—	—
3148	Knob, sense switch		SFS 6785	2	C	each
—	Lamp, filament, 6-volt, 0.1 amp. clear	Reference 5L/9959119		2	—	—
3116	Lamp, top		SFS/380/M	2	C	each
—	Motor assembly, complete	Reference 5UD/7372		1	—	—
—	Synchro, size 11, control transmitter	Reference 5UD/7154		1	—	—
—	Synchro, size 11, resolver, 2 phase	Reference 5UD/7155		1	—	—
2901	Tray, mounting, c/w connectors	For Ref. No. 2900	20/SFS	4	A	each
	Spares:—					
3159	Barrymount, Type GB.780.16G		40-141-120	4	C	"
3158	Plate, jacking		SFS.447	1	C	"
3157	Plate, support		SFS.448	1	C	"
3156	Screw assembly, jacking, complete		SFS.461	1	C	"
532	GRID, roamer	Complete in cardboard case. For Coastal Command navigators only.		—	B	"
3231	GYRO, azimuth, Type B	Naval aviation only		—	A	"
	HOLDERS:—					
	Deviation card:—					
1503	Mark 2			—	C	"
556	Mark 4			—	C	"
	Map folding:—					
2737	Mark 1	13½ in. × 5 in.		1	C	"
2738	Mark 1A	9 in. × 5 in.		1	C	"

Handwritten: AL 182

RESTRICTED

RESTRICTED

AIRCRAFT NAVIGATION INSTRUMENTS AND EQUIPMENT, ACCESSORIES AND UNIT SERVICING SPARES

SECTION 6B—cont.

1	2	3	4	5	6	7
	HOLDERS—cont.					
	Observer's instruments:—	Naval aviation only.				
287	Mark 2		—	A	each
2765	Mark 3		1	A	"
1465	Watch	For use with Watches, Ref. Nos. 117, 221, and 9101001.		—	C	"
293	INDICATOR, air mileage, Mark 1	Combined electrical and mechanical instrument. Used in aircraft to provide continuous indication in nautical miles of mileage flown. Operates in conjunction with Air Mileage Unit and Transmitter, Ref. No. 294.	Creed and Co. 3170	—	A	"
	Accessories:—					
295	Panel, switch, Mark 1	For use with Ref. No. 293 when no A.P.I. is fitted	IN.5005	—	A	"
294	Transmitter, Mark 1	For A.M.I., Mark 1. Provided to transmit impulses from the Air Mileage Unit to the Air Mileage Indicator.	IN.2410	—	A	"
	Spares:—					
3490	Clip, Wire, Retaining Drums		1	C	"
3491	Coil, Solenoid	M9234C	1	C	"
3492	Core and Lever Assembly	M9233D	1	C	"
3486	Cover, Assembly	M9237C	1	C	"
3487	Cover, Terminal	M9210D	1	C	"
3488	Gasket, Cover Assembly	M9214D	1	C	"
3493	Insulator	M9217D	1	C	"
3489	Knob	M9212D	1	C	"
—	Screw, Cover Securing	Ref. 28S/9992527		4	—	—
3494	Spring, Solenoid Arm	M.9208D	1	C	each
278	INDICATOR, air position, Mark 1A	Maintains automatic and continuous air plot in lat. and long. and indicates heading of aircraft. Includes two electrical transmitters for operating W.F.A. Mark 1A and G.P.I. Mark 1.	JPU.100	—	A	"

RESTRICTED

RESTRICTED

AIRCRAFT NAVIGATION INSTRUMENTS AND EQUIPMENT, ACCESSORIES AND UNIT SERVICING SPARES

SECTION 6B—cont.

1	2	3	4	5	6	7
	INDICATORS, air position, Mark 1A—cont.					
	Accessories:—					
404	Attachment, wind finding, Mark 1B		1	A	each
	Accessories:—					
335	Table, Type A	Time delay and time of fall, for use with Flame float, A/C. navigation, No. 3, Marks 1 and 2.	IN.10186	1	C	„
	Spares:—					
965	Computer, fixed plate	IN.7587	1	C	„
966	Computer, rotating plate	IN.7588	1	C	„
964	Spring, reset	IN.7568	2	C	„
967	Strap	IN.7589	1	C	„
968	Strip, connecting, universal, 6-way		1	C	„
639	Carton, transit		1	A	„
	Drives, flexible:—					
517	5 in.		—	C	„
292	1 ft. $\frac{1}{2}$ in.	Z.10129	—	C	„
273	1 ft. $\frac{3}{4}$ in.	Z.10129	—	C	„
337	1 ft. 5 in.	Z.10129	—	C	„
291	1 ft. $7\frac{1}{2}$ in.	Z.10129	—	C	„
265	2 ft. 6 in.	Z.10129	—	C	„
267	3 ft. 6 in.	Z.10129	—	C	„
2592	4 ft. 3 in.		—	C	„
268	5 ft. 0 in.	Z.10129	—	B	„
310	Panel, switch, Mark 1	IN.8102	—	A	„
	Spares:—					
972	Strip, connecting, universal, 12-way	IN.8434-1	1	C	„
314	Repeater unit	For use with A.P.I. Mark 1A in conjunction with Ref. No. 309 and flexible drives.	IN.8501	—	A	„
309	Transmitter, electrical, Mark 1	For use with A.P.I. Mark 1A in conjunction with Ref. No. 314.	IN.6924	—	A	„
	Spares:—	Bell Punch Co. Ltd. For Indicators, air position, Mark 1A.				
	Covers:—					
501	Bottom	JP.176	1	C	„

RESTRICTED

RESTRICTED

AIRCRAFT NAVIGATION INSTRUMENTS AND EQUIPMENT, ACCESSORIES AND UNIT SERVICING SPARES
SECTION 6B—cont.

1	2	3	4	5	6	7
	INDICATORS, air position, Mark 1A—cont.					
	Spares—cont.	Bell Punch Co. Ltd.				
	Covers—cont.					
502	Terminal box	JP.159	1	C	each
500	Unit top	JPU.58	1	C	"
534	Unit top	Tropicalized	JPU.58	1	C	"
505	Gasket, bottom cover	JP.177. Drg.No. IN.15647.	1	C	"
506	Knob, unit grid line, c/w screws	JP.66. Drg. No. IN.15655	1	C	"
507	Resistor, 100 ohms, 10 watt	JP.179	1	C	"
510	Seal, felt large	JP.182	4	C	"
508	Seal, felt, small		8	C	"
458	INDICATOR, air position, Mark 1B ..	Supersedes Ref. No. 278		—	A	"
	Spares:—					
644	Cover, bottom	Drg. No. IN.15646	1	C	"
643	Cover, unit top	Drg. No. IN.15695.	1	C	"
—	Cover, waterproof	Reference 5D/1461		1	—	—
—	Gasket, bottom cover	Ref. No. 505		1	—	—
642	Knob, resetting	Drg. No. IN.15672-1.	2	C	each
—	Knob, unit grid line, c/w screws	Ref. No. 506		1	—	—
—	Lamp, filament, 24 volt, 2.4 watt	Reference 5L/9959212 or 5L/9959211		3	—	—
2770	Mod. Inst./B.140—Set of parts for		1	C	set
—	Motor, repeater	Ref. No. 1845		1	—	—
—	Resistor, 100 ohms, 10 watt	Ref. No. 507	Bulgin PR.101	1	—	—
—	Resistor, Atmite	Ref. No. 467		6	—	—
640	Screw, terminal, and captive washer	Drg. No. IN.15668-1.	42	C	each
—	Seal, felt, large	Ref. No. 510		4	—	—
—	Seal, felt, small	Ref. No. 508		8	—	—
—	Switch, dimmer, A.M. design, Type E	Reference 5CW/724		1	—	—
—	Switch, Type 152	Reference 10F/10338		1	—	—

RESTRICTED

RESTRICTED

AIRCRAFT NAVIGATION INSTRUMENTS AND EQUIPMENT, ACCESSORIES AND UNIT SERVICING SPARES

SECTION 6B—cont.

1	2	3	4	5	6	7
	INDICATOR, air position, Mark 1B—cont.					
	Spares—cont.					
—	Switch, push, manually operated, fixed type, A.M. design, Type C.	Reference 5CW/2061		1	—	—
303	INDICATOR, air position, Mark 2	For Naval Aviation only. Gives continuous air position in N.S. and E.W. co-ordinates.	LAU.150	—	A	each
	Accessories:—					
304	Panel, control	LBU.1010	—	A	"
	Spares:—					
929	Block, terminal, 4-way	L.A.137	—	C	"
930	Block, terminal, 6-way	LB.1003	—	C	"
931	Gasket, cover, front	LB.1013	—	C	"
932	Resistor, 100 ohms, 10 watt	PR.101	—	C	"
498	Panel, control	For use only with Ref. Nos. 303 and 470 combination. For Naval aviation only.		—	A	"
—	Transmitter, electrical, Mark 1	Ref. No. 309		—	—	—
	Spares:—					
	Block, terminal					
909	2-way	LAU.97	—	C	each
911	2-way	LAU.87	—	C	"
910	4-way	LAU.96	—	C	"
908	12-way	LAU.98	—	C	"
2793	Bracket, resistor mounting assembly	LAU.113	—	C	"
925	Case	LAU.105	—	C	"
927	Collar, for stud	LA.77	—	C	"
924	Cover, front (less lampholder)	LA.3	—	C	"
920	Gasket, cortex	LA.154	—	C	"
913	Gland, cable, complete	LAU.99	—	C	"
922	Holder, lamp unit, wired (short)	LAU.89	—	C	"
923	Holder, lamp unit, wired (long)	LAU.109	—	C	"
917	Joint, cortex	LA.201	—	C	"
963	Key unit	LAU.103	—	C	"
914	Mask	LA.198	—	C	"
916	Mask	LA.53	—	C	"
905	Motor, repeater	LA.209	—	A	"

RESTRICTED

RESTRICTED

AIRCRAFT NAVIGATION INSTRUMENTS AND EQUIPMENT, ACCESSORIES AND UNIT SERVICING SPARES

SECTION 6B—cont.

1	2	3	4	5	6	7
	INDICATOR, air position, Mark 2—cont.					
	Spares—cont.					
906	Motor, repeater, c/w spring coupling	LAU.3	—	A	each
912	Pointer unit	LAU.45	—	C	..
907	Resistance, 68 ohms, "Bulgin"	RWJ.680J	—	C	..
915	Ring, sealing, upper	LA.199	—	C	..
918	Ring, sealing (P.V.C.)	LA.202	—	C	..
926	Stud, front securing	LA.76	—	C	..
928	Stud, rear support	LA.238	—	G	..
919	Seal, felt	LA.203	—	C	..
903	Transmitter unit	LAU.93	—	A	..
904	Transmitter unit, c/w suppressor	LAU.95	—	A	..
549	Tube, spacing	LA.250	—	C	..
921	Washer, felt	LA.213	—	C	..
652	Window, perspex, $\frac{1}{16}$ in. \times $3\frac{3}{4}$ in. diam.	LA.57	1	C	..
	INDICATOR, ground position:—	For use in A/C to maintain automatic and continuous ground plot.				
406	Mark 1B	Scale 1/72,915 and 1/500,000		—	A	..
	Accessories:—					
3680	Case, transit		1	A	..
184	Ring, mounting		—	B	..
	Spares:—					
456	Nut, lock		3	C	..
600	Screw, levelling		3	C	..
	Spares:—	Rolls Royce Ltd.				
688	Clamp, screw	Pillar	W.9612/8	10	C	..
692	Cover	W.9625/2	1	C	..
2658	Dial, wind finding, E.W.	W.10292-8 and W.10292-7.	1	C	..
2659	Dial, wind finding, N.S.	W.10292-8 and W.10292-10.	1	C	..
550	Graticule assembly	For replacement of faulty graticules		—	C	..
693	Hook	W.9623/4	3	C	..
705	Knob, setting	W.9619/5	2	C	..

RESTRICTED

RESTRICTED

AIRCRAFT NAVIGATION INSTRUMENTS AND EQUIPMENT, ACCESSORIES AND UNIT SERVICING SPARES
SECTION 6B—cont.

1	2	3	4	5	6	7
	INDICATOR, ground position—cont.					
	Mark 1B—cont.					
	Spares— <i>cont.</i>	Rolls Royce Ltd.—cont.				
699	Lampholder	W.10203/8	1	C	each
698	Lever	W.9610/3	2	C	"
2646	Resistance, Type V.R.		1	C	"
707	Screw, swivel	W.10198/6	3	C	"
704	Spring, break-back	W.9705/8	1	C	"
706	Swivel	W.9623/3	3	C	"
3523	Mark 1C		—	A	"
305	Mark 2	For Naval Aviation only		—	A	"
	Accessories:—					
306	Panel, control		1	A	"
2746	Panel, control, Type B..		1	A	"
	Spares:—					
656	Motor, constant speed		1	A	"
541	Mark 4	Supplied without amplifier, Ref. No. 633, plate back, Ref. No. 657, and tray, mounting Ref. No. 655.		—	A	"
	Accessories:—					
2761	Case, transit	Complete with inner carton and rubber mould ..		1	A	"
	Spares:—					
3724	Bush, oilite	LG.1051	1	C	"
3725	Bush, oilite	LG.108	1	C	"
3721	Disc, resolving gear	LG.435	1	C	"
3718	Link assy...	LGV.2373	1	C	"
2832	Mod. Inst. B/154—Set of parts for		1	C	set
2853	Mod. Inst. B/163—Set of parts for	X.5356	1	C	"
3722	Roller assy.	LG.713	1	C	each
3723	Shim, stainless steel	LG.1377	1	C	"
3717	Spindle assy., cam and roller	LGV.2351	1	C	"
3720	Spring	LG.1380	1	C	"
3136	Washer, friction, N-S		1	C	"
3719	Washer, oilite	LG.1408	1	C	"

RESTRICTED

RESTRICTED

AIRCRAFT NAVIGATION INSTRUMENTS AND EQUIPMENT, ACCESSORIES AND UNIT SERVICING SPARES
SECTION 6B—cont.

1	2	3	4	5	6	7
	INDICATOR, ground position—cont.					
2649	Mark 4A			—	A	each
	Accessories:—					
633	Amplifier	Supplied without tray, mounting, Ref. No. 655		1	A	„
	Spares:—					
	Capacitor, fixed, paper dielectric, tubular metal case:—					
—	·05 mfd.	Reference 10C/0115254		3	—	—
—	1·0 mfd.	Reference 10C/0115266		1	—	—
	Capacitor, fixed, paper dielectric, tubular metal case, insulated:—					
—	·01 mfd.	Reference 10C/0115552		1	—	—
—	·02 mfd.	Reference 10C/0115553		1	—	—
2701	Cover		Z.147-2	1	C	each
—	Holder, fuse	Reference 10H/0590102		1	—	—
—	Link, fuse	Reference 10H/0590107		1	—	—
—	Plug, sealed, M.4, fixed, female shell	Reference 10H/0560080		1	—	—
	Resistor, fixed composition, Grade 2, insulated:—					
—	1K. ohms	Reference 10W/0222004		1	—	—
—	33K. ohms	Reference 10W/0222193		2	—	—
—	47 K. ohms	Reference 10W/0222214		2	—	—
—	220 K. ohms	Reference 10W/0223079		2	—	—
—	Resistor, fixed, wire wound, vitreous enamelled. 470 K ohms.	Reference 10W/0243380		1	—	—
—	Screw, metal, steel, countersunk, 6 B.A. × ¼ in. long.	Suspension plate securing. Reference 28S/3421		6	—	—
3649	Spring, suspension		Z.147-122	6	C	each
—	Valve, electronic, CV.136	Reference 10CV/136		2	—	—
—	Valve, electronic, CV.455	Reference 10CV/455		1	—	—
2757	Back plate, Mark 2	For indicator, ground position, Mark 4		1	C	each
655	Tray, mounting	For amplifier (Ref. No. 633)		1	C	„
	Spares:—					
2703	Azimuth unit	For Ref. No. 2649 only	Z.147-A.56	1	A	„
2704	Azimuth unit	For Ref. No. 541 only	Z.147-A.9	1	A	„
	Spares:—					
2706	Brush, block assembly		Z.147-A.13	2	C	„

RESTRICTED

RESTRICTED

AIRCRAFT NAVIGATION INSTRUMENTS AND EQUIPMENT, ACCESSORIES AND UNIT SERVICING SPARES

SECTION 6B—cont.

1	2	3	4	5	6	7
	INDICATOR, ground position—cont.					
	Mark 4A—cont.					
	Spares—cont.					
	Azimuth unit—cont.					
	Spares—cont.					
	Capacitor, fixed, paper dielectric, tubular metal case:—					
—	2·0 mfd.	Reference 10C/0115267		1	—	—
—	Holder, fuse	Reference 10H/0590102		1	—	—
—	Link, fuse	Reference 10H/0590107		1	—	—
—	Plug, Type 665	Reference 10H/18512		1	—	—
2691	Contact, counter reset		LGU.2403	2	C	each
2696	Contacts, storage direction control		LGU.2400	2	C	—
2700	Coupling, azimuth unit		LGU.2332	2	C	—
—	Cover assembly, angle	Reference 10H/18835		4	—	—
—	Cover assembly, angle	Reference 10H/18836		1	—	—
2695	Handle, storage emergency		LGU.2404	1	C	each
2688	Knob, compass reset		LGU.2377	1	C	—
2689	Knob, counter reset		LG.838	2	C	—
2694	Knob, normal fix		LG.60	2	C	—
2693	Knob, track drum assembly		LGU.2370	1	C	—
—	Lamp, filament, 24 volt, 2·4 watt	Reference 5L/9959211. Storage indicating		2	—	—
—	Lamp, instrument	Reference 5CX/462		2	—	—
—	Motor, electric, 24 volts, P.M. Type 1C	Reference 5UD/6682		4	—	—
2698	Motor, repeater			1	B	each
—	Plug, Type 964	Reference 10H/20224		4	—	—
—	Plug, Type 966	Reference 10H/20226		1	—	—
—	Screw, metal, steel, cheesehead, 2 B.A. × $\frac{3}{8}$ in. long.	Front panel securing. Reference 28S/9435713		4	—	—
—	Socket, Type 812	Reference 10H/20304		1	—	—
—	Socket, Type 811	Reference 10H/20303		4	—	—
2692	Spring, counter reset centring		LG.1226	2	C	each
2699	Suppressor, special		LG.1070	1	C	—
—	Switch, Type 152	Reference 10F/10338		1	—	—
3094	Track, transmitter unit		LUG.2335	1	B	each

RESTRICTED

RESTRICTED

AIRCRAFT NAVIGATION INSTRUMENTS AND EQUIPMENT, ACCESSORIES AND UNIT SERVICING SPARES

SECTION 6B—cont.

1	2	3	4	5	6	7
	INDICATOR, ground position—cont.					
	Mark 4A—cont.					
	Spares—cont.					
3096	Transmitter unit, E.W.. .. .		LUG.2337	1	B	each
3095	Transmitter unit, N.S.		LUG.2336	1	B	"
2690	Window, perspex		LG.847	1	C	"
3520	Mark 4C					
	Accessories:—					
—	Amplifier	Ref. No. 633		—	—	—
3521	Plate, Plug and Jacking			1	A	each
—	Tray, Mounting	Ref. No. 655		—	—	—
2769	Mark 5:—	For Naval aviation only		1	A	each
	Accessories:—					
2771	Azimuth unit			1	A	"
	Spares:—					
3079	Block, catch		LCG5-327	2	C	"
3090	Pillar, spacing		Z.147-213	1	C	"
2772	Box, junction			1	A	"
	Spares:—					
2996	Gasket, lid		LH.105	1	C	"
2995	Lid assembly		LHU.153	1	C	"
2773	Panel, control			1	A	"
	Spares:—					
2998	Gasket		LH.203	1	C	"
3000	Holder, dimmer lamp		LH.207	1	C	"
2999	Insulator and bracket assembly		LHU.154	1	C	"
2997	Lid		LH.202	1	C	"
2774	Tray, mounting			1	A	"
	Spares:—					
3010	Block, terminal, 12-way		LAU.138	1	C	"
3002	Bracket, assembly resistor		LAU.112	1	C	"
3009	Coupling unit		LAU.11	1	C	"
3011	Gland, cable		LAU.237	1	C	"
3006	Key, unit		LHS.126	1	C	"
3004	Knob, E-W, re-setting		LAU.80	1	C	"

RESTRICTED

RESTRICTED

AIRCRAFT NAVIGATION INSTRUMENTS AND EQUIPMENT, ACCESSORIES AND UNIT SERVICING SPARES

SECTION 6B—cont.

1	2	3	4	5	6	7
	INDICATOR, ground position—cont.					
	Mark 5—cont.					
	Accessories:—					
	Trays, mounting—cont.					
	Spares—cont.					
3003	Knob, N-S, re-setting	LAU.79	1	C	each
3005	Pinion, transfer	JP.1018	6	C	"
3001	Stud, rear support	LH.34	1	C	"
3007	Transmitter unit, E-W	LHU.138	1	A	"
3008	Transmitter unit, N-S	LHU.137	1	A	"
339	INDICATOR, homing course	With Y.E. beacon. For Naval aviation only ..		—	A	"
365	KEY, corrector	For A.T.M. and P type compasses		—	C	"
2056	KEY, corrector	For E.2 and E.2A compasses	CD(A) 2767	—	C	"
251	PENCIL, hexagonal	Red and green, combined copying, for Navigators' use only.		—	C	"
	PERISCOPE, aircraft:—					
2987	Rearward viewing	KPG.0205	1	A	"
2764	Rearward viewing	KPG.0501	1	A	"
2799	Rearward viewing	KPG.0102	1	A	"
	Accessories:—					
2866	Case, transit		—	A	"
	Spares:—					
2728	Cable assembly	Z.101-A102	1	C	"
2803	Eyeguard, rubber, angled	Kilroy type	Z.101-A286	1	C	"
2802	Eyeguard, rubber, straight	Z.101-A185	1	C	"
	PLANISPHERE:—					
153	Mark 1A	} Rude Star identifier. Reference 106B/55 is to be demanded in lieu until stocks are exhausted.		—	A	"
178	Mark 1B			—	A	"
189	Mark 1C			—	A	"

RESTRICTED

RESTRICTED

AIRCRAFT NAVIGATION INSTRUMENTS AND EQUIPMENT, ACCESSORIES AND UNIT SERVICING SPARES
SECTION 6B—cont.

1	2	3	4	5	6	7
477	PLOTTERS, basic	Scale I. For Naval Aviation only		—	A	each
	Accessories:—					
	Arm, torpedo track:—					
479	Angling, left, seconds	Scale 11		—	A	"
481	Angling, left, yards	Scale 13		—	A	"
480	Angling, right, seconds	Scale 12		—	A	"
482	Angling, right, yards	Scale 14		—	A	"
478	Gyro, angle plotter	Scale 10. Variable flight arm		—	A	"
491	Scale, gyro angle plotting		—	A	"
	Accessories:—					
492	Box, wooden		—	A	"
344	PLOTTER, knee	Pilot/Navigator type, Mark 1. For Naval aviation only.	IN.12346	—	A	"
2806	PLOTTER, pilots' interception, Mark 1 ..	C/w carrying bag, Ref. No. 2904		—	A	"
	Accessories:—					
	Plate, map plotting:—					
2807	Pair No. 1	Southern and South Western England		—	C	pair
2808	Pair No. 2	Central, Southern and South Eastern England		—	C	"
2809	Pair No. 3	Western England, Ireland and Wales		—	C	"
2810	Pair No. 4	Eastern England		—	C	"
2891	Pair No. 5	North Eastern England		—	C	"
2811	Pair No. 6	Eastern Scotland		—	C	"
2812	Pair No. 7	Western Scotland		—	C	"
2813	Pair No. 8	Northern Scotland		—	C	"
2926	Pair No. 9	N. W. Germany		—	C	"
2927	Pair No. 10	W. Germany		—	C	"
	Spares:—					
2904	Bag, carrying		1	B	each
2910	Base arm sub-assembly	IN.37994	1	C	"
2911	Knob	IN.37109	1	C	"
2912	Knob, pip	IN.37110	1	C	"
2909	Position, arm sub-assembly	IN.37095	1	C	"
2913	Strap, buckle	IN.37115	2	C	"
2907	Strap, clasp, Part A	IN.37116	1	C	"
2908	Strap, clasp, Part B	IN.37116	1	C	"

RESTRICTED

RESTRICTED

AIRCRAFT NAVIGATION INSTRUMENTS AND EQUIPMENT, ACCESSORIES AND UNIT SERVICING SPARES

SECTION 6B—cont.

1	2	3	4	5	6	7
47	PROTRACTOR, Douglas	5 in.		—	E	each
654	PROTRACTOR, grid	Naval Aviation only		1	B	"
3206	PROTRACTOR, Navigational	Naval aviation only		1	B	"
2747	PROTRACTOR, grid, Mark 2	Naval Aviation only		1	B	"
356	RECORDER, drift, Henry Hughes, Type V. 2038.	For Devon C.1 aircraft		—	A	"
258	RECORDER, drift, Mark 2*	Projecting eyepiece with rubber eye-guard, circular computer card, circular frosted glass plate below drift scale.	W.8072	—	A	"
	Accessories:—					
191	Case, transit		1	A	"
210	Rail, slide, L.H.	W.8082/8	1	C	"
209	Rail, slide, R.H.	W.8076/1	1	C	"
	Spares:—					
351	Clip, pencil holder	W.8078/8	1	C	"
762	Eyepiece, sorbo	W.8078/5	1	C	"
363	Lense, eye	W.8078/6	1	C	"
681	Mirror, interlens	W.8081/1	1	C	"
876	Mirror, oval	Tropicalised		1	C	"
751	Pad, rubber, fuselage	W.8084/8	1	C	"
355	Plate, grid	W.8074/2	1	C	"
354	Plate, recording	W.8074/1	1	C	"
364	Spring, catch	W.8085/7	1	C	"
683	Washer, window, exit	1.67 in. o/d × 1.57 in. i/d	Item 131 on schedule 8072, Issue 7.	1	C	"
684	Window, exit, glass	1.67 in. o/d × .13 in.	Item 129 on schedule 8072, Issue 7.	1	C	"
3576	REPEATER, RL.1	Scout Helicopter only	19116-0	1	A	"

RESTRICTED

RESTRICTED

AIRCRAFT NAVIGATION INSTRUMENTS AND EQUIPMENT, ACCESSORIES AND UNIT SERVICING SPARES

SECTION 6B—cont.

1	2	3	4	5	6	7
467	RESISTOR, ARMITE	L.275300	—	C	each
	ROLLER-MAP, Mark 1:—					
	Consisting of:—					
3179	Coupling unit, Type 9233		1	A	„
	Spares:—					
3672	Cover, Gearbox Protection	B.9233/BP	1	C	„
3673	Spring, Retaining Cover	A.9233/123	2	C	„
3178	Map display unit, Type 9033	C/w cases carrying Rcf. No. 3250		1	A	„
	Accessories:—					
3250	Cases, Transit	For Ref. No. 3178		1	A	„
	Spares:—					
3514	Block, Pointer	A.9033/258	1	C	„
3687	Card, Nylon Resetting	0.65 mm. Diameter		A/R	C	„
3516	Cover, Spool assy.	E.9033/AS	1	C	„
3512	Cover, Spool assy, slotted	B.9033/AT	1	C	„
3671	Cursor, Belt assy.	A.9033/AW	1	C	„
3679	Guard, Control, Plastic	C.9033/261	1	C	„
3513	Painter	A.9033/257	1	C	„
3515	Spring, shim	A.9033/259	1	C	„
	Accessories:—					
3182	Board, loading		1	A	„
3181	Board, Map cutting		1	A	„
	Spares:—					
3601	Block, Spool Mounting (Ejector End)	A.9219-19	1	C	„
3603	Block, Spool Mounting (Handle End)	A.9212-20	1	C	„
3593	Bush	A.9212-65	2	C	„
3599	Bush, Drive	A.9212-21	1	C	„
3596	Button, Ejector	A.9212-28	1	C	„
3589	Collar	A.9212-57	1	C	„
3588	Cutter, Slide Assembly	C.9212-AB	1	B	„
3600	Knob, Knurled	A.9212-23	1	C	„
3584	Plate, Cam (Back)	A.9212-51	2	C	„
3585	Plate, Cam (Front)	A.9212-52	2	C	„
3604	Pin, long (Handle End)	A.9212-26	2	C	„
3602	Pin, Short (Ejector End)	A.9212-27	2	C	„

RESTRICTED

RESTRICTED

AIRCRAFT NAVIGATION INSTRUMENTS AND EQUIPMENT, ACCESSORIES AND UNIT SERVICING SPARES

SECTION 6B—cont.

1	2	3	3	5	6	7
	ROLLER, MAP, Mark 1—cont.					
	Accessories—cont.					
	Board, Map cutting—cont.					
	Spares—cont.					
3587	Pin, Stop	A. 9212-55	2	C	each
3592	Roller	A. 9212-62	4	C	"
3595	Roller Assembly	B. 8212-G	2	C	"
3597	Screw, Special (Button, Retaining)	A. 9212-29	1	C	"
3590	Slider	A. 9212-59	2	C	"
3586	Spacer	A. 9212-53	6	C	"
3598	Spring, Roller Tension	A. 9212-18	4	C	"
3591	Washer	A. 9212-60	2	C	"
3207	Spool		1	C	"
	ROLLER-MAP, Mark 2:—					
	Consisting of:—					
3215	Roller-map, Mark 2 (Type 9073)	Naval aviation only		1	A	"
	Accessories:—	Naval aviation only. Ground use only.				
3218	Board, loading		1	A	"
3217	Board, map cutting, c/w cutters		1	A	"
	Spares:—					
3707	Cover, Plate	Naval aviation only		1	C	"
	ROLLER-MAP, Mark 3:—					
	Consisting of:—					
3226	Coupling unit (Type 9263)	Naval aviation only		1	A	"
	Spares:—					
3607	Amplifier, Strip Assembly	B/RL/3976/CW	5	A	"
3606	Board, Pre-set Potentiometer	B/RL/AIR/320K	1	A	"
3629	Bush, Insulation	A/RL/320/24	—	C	"
3614	Cap, End, 12 way	C/w screws	B/RL/AIR/3882/117	—	C	"
3626	Choke	B/SKA/4520	—	C	"
3627	Choke	B/SKA/4521	—	C	"
3635	Clip	A/RL/3976/178	—	C	"
3636	Clip	A/RL/3976/179	—	C	"

RESTRICTED

RESTRICTED

AIRCRAFT NAVIGATION INSTRUMENTS AND EQUIPMENT, ACCESSORIES AND UNIT SERVICING SPARES

SECTION 6B—cont.

1	2	3	4	5	6	7
	ROLLER-MAP, Mark 3—cont.					
	Consisting of—cont.					
	Coupling unit (Type 9263)—cont.					
	Spares—cont.					
3615	Cover, Access, Gear		B/RL/AIR/3882/ 118	—	C	each
3605	Cover, Dust, Assembly		D/RL/AIR/320/ AK.	1	C	"
3623	Disc, Strobing		A/RL/AIR/320/ 32	—	C	"
3611	Gear		A/RL/AIR/310/ 15	—	C	"
3612	Gear		A/RL/AIR/320/ 16	—	C	"
3621	Gear		A/RL/AIR/320/ 30	—	C	"
3622	Gear		A/RL/AIR/320/ 31	—	C	"
3631	Heading Assembly, Speed Across		B/RL/3976/BJ	—	A	"
3632	Heading Assembly, Speed Along		B/RL/3976/BK	—	A	"
3619	Motor Assembly		A/RL/AIR/320Q	—	A	"
3620	Motor Assembly		A/RL/AIR/320R	—	A	"
3634	Panel, Printed Circuit Tape and Chart		B/RL/AIR/320 AV.	—	A	"
3633	Pre-Amplifier Assembly		B/RL/AIR/320 AU.	—	A	"
3610	Screw, Captive		A/RL/AIR/320/ 88	6	C	"
3616	Screw, Captive		A/RL/AIR/320/ 3	—	C	"
3624	Screw, Captive		A/RL/AIR/320/ 47	—	C	"
3608	Screw, Special		A/RL/AIR/302/ 164	4	C	"
3609	Strap		A/RL/AIR/320/ 76	3	C	"

RESTRICTED

RESTRICTED

AIRCRAFT NAVIGATION INSTRUMENTS AND EQUIPMENT, ACCESSORIES AND UNIT SERVICING SPARES

SECTION 6B—cont.

1	2	3	4	5	6	7
	ROLLER-MAP, Mark 3—cont.					
	Consisting of— <i>cont.</i>					
	Coupling unit (Type 9263)— <i>cont.</i>					
	Spares— <i>cont.</i>					
3613	Synchro Resolver, Sub-Assembly	B/RL/AIR/3882/ 62	—	A	each
3617	Tacho Assembly	A/RL/AIR/320L	—	A	"
3618	Tacho Assembly	A/RL/AIR/320M	—	A	"
3625	Transformer	B/SKA/4519	—	C	"
3628	Transformer	B/SKA/4583	—	C	"
3630	Washer, Insulation	A/RL/320/25	—	C	"
3225	Display head (Type 9063)		1	A	"
	Accessories:—					
	Board, loading	Naval aviation only		1	—	—
	Board, map cutting	Naval aviation only.		1	—	—
		Ref. No. 3182		1	—	—
3228	Bracket, mounting	Ref. No. 3181		1	A	each
	Cutter, map	Ref. No. 3180		1	—	—
3227	Tray, mounting		1	A	each
	Spares:—					
3241	Board, circuit, pre 3-amp.		1	A	"
3242	Board, circuit, Tape and chart		1	A	"
260	RULE, navigation, Mark 1	Nautical miles		—	B	"
3208	RULER, flight planning	Naval aviation only		1	B	"
	SEXTANT:—					
177	Marine type		—	A	"
	Accessories:—					
244	Case, transit		—	A	"
313	Mark 9BM		—	A	"
	Accessories:—					
195	Adaptor, plug, Mark 1	30 ohm or 70 ohm		—	C	"
	Attachment, automatic:—					
219	Double speed		—	A	"
236	Case, transit		1	A	"

RESTRICTED

RESTRICTED

AIRCRAFT NAVIGATION INSTRUMENTS AND EQUIPMENT, ACCESSORIES AND UNIT SERVICING SPARES

SECTION 6B—cont.

1	2	3	4	5	6	7
	SEXTANT—cont.					
	Mark 9BM—cont.					
	Spares:—					
—	Battery, primary, dry, 1.5 volt, No. 9 ..	Reference 5J/9101132		2	—	—
464	Eye-piece, double, adjustable	Complete assembly		1	6	each
368	Guard, eye, rubber		2	C	"
369	Screw, cases		1	C	"
465	Spring	For Ref. No. 464		1	C	"
559	Periscopic, Mark 2	Complete with carrying case, Ref. No. 2642 ..		—	A	"
	Accessories:—					
2642	Case, carrying		1	A	"
2643	Tray, mounting	For Ref. No. 2642		—	A	"
2801	Case, stowage and transit	C/w moulds		1	A	"
	Mountings:—					
2586	Mark 1A	Angle of slope 6°		—	A	"
2587	Mark 1B	Angle of slope 18°		—	A	"
2588	Mark 1C	Angle of slope 0°		—	A	"
2804	Mark 1E	Angle of slope 8°		1	A	"
3469	Mark 1F	Angle of slope 6°		—	A	"
3470	Mark 1G	Angle of slope 18°		—	A	"
3471	Mark 1H	Angle of slope 8°		—	A	"
	Accessories:—	For Ref. No. 2587 only.				
2777	Cable, extension	Z.101/XM/1	2	C	"
	Spares:—	For Ref. Nos. 2586, 2587, 2588 and 2804 ..				
2679	Cable operating assemblies	Z.101-A114	1	C	"
2683	Gasket, flange ring	Z.101-317	1	C	"
2684	Gasket, main	Z.101-349	1	C	"
2678	Heater assembly	Z.101-A105	1	C	"
2685	Plug, 3-pin, special	Z.101-A148	1	C	"
2876	Plug, drain	Z.101-785	1	C	"
2745	Ring, sealing rubber	Z.101-790	1	C	"
2744	Seal, mount, rubber	Z.101-316	1	C	"
2680	Spring, catch ring	Z.101-1467	1	C	"
2874	Spring, lever return	Z.101-770	1	C	"
2875	Spring, locking bolt	Z.101-1466	1	C	"
2682	Spring, mount	Z.101-350	1	C	"

RESTRICTED

RESTRICTED

AIRCRAFT NAVIGATION INSTRUMENTS AND EQUIPMENT, ACCESSORIES AND UNIT SERVICING SPARES

SECTION 6B—cont.

1	2	3	4	5	6	7
	SEXTANT—cont.					
	Periscopic, Mark 2—cont.					
	Accessories—cont.					
	Mountings—cont.					
	Spares:—	For Ref. Nos. 2588, 3469, 3470, 3471				
3639	Cover, Type A	Z101-1854	1	C	each
3640	Cover, Type B	Z101-1855	1	C	"
3641	Grommet	ZV-4512	2	C	"
3642	Grommet	ZV-5690	1	C	"
3637	Heater Body Assembly	Z101-A.246	2	B	"
3638	Heater Element Assembly	Z101-A.247	2	C	"
	Spares:—					
3111	Eyepiece assembly, prismatic (straight)	C/w eyeguard, Ref. No. 2803	Z.101-A.183	1	A	"
3517	Transfer, warning	Mod. Inst./B211	Z101-1867	1	C	"
2836	Periscopic, Mark 2A	Complete with carrying case, Ref. No. 2837. For aircraft only.		—	A	"
	Accessories:—					
2837	Case, carrying	Complete with moulds, Ref. No. 2801		—	A	"
—	Case, stowage and transit		1	A	"
3110	Eyepiece assembly, prismatic (angled)	Z.101-A-227	1	A	"
—	Transfer, Warning	Ref. 3517		1	—	—
2838	Periscopic, Mark 2B	Complete with carrying case, Ref. No. 2642. Will supersede Ref. No. 559 when the latter is no longer available and cannot be repaired.		1	A	each
	Accessories:—					
—	Case, stowage and transit	Complete with moulds, Ref. No. 2801		—	—	—
	Spares:—					
—	Cable assembly	Ref. No. 2728		1	—	—
—	Eyeguard, rubber, angled	Ref. No. 2803		1	—	—
—	Eyeguard, rubber, straight	Ref. No. 2802		1	—	—
—	Eyepiece assembly, prismatic, angled	Ref. No. 3110		1	—	—
—	Eyepiece assembly, prismatic, straight	Ref. No. 3111		1	—	—
2730	Handle, winding	S9B-77	1	C	each
2733	Knob, diaphragm bubble assembly	Z.101-A.89	1	C	"
2732	Knob, shade control	Z.101-1043	1	C	"
2731	Nut, securing	For winding handle	S9B-78	1	C	"

RESTRICTED

61

RESTRICTED

AIRCRAFT NAVIGATION INSTRUMENTS AND EQUIPMENT, ACCESSORIES AND UNIT SERVICING SPARES

SECTION 6B—cont.

1	2	3	4	5	6	7
	SEXTANT—cont.					
	Periscopic, Mark 2B—cont.					
	Spares—cont.					
2734	Screw, special	For securing diaphragm bubble knob	Z.101-387	1	C	each
—	Transfer, Warning	Ref. No. 3517		1	—	—
2735	Washer, special, 8 B.A. × ¼ in. o/d × ½ in.	930011	1	C	each
2766	Periscopic, Type 1A	Complete with carrying case. For Comet aircraft only.	K.S.H.-0203	1	A	„
	Accessories:—					
2800	Case, carrying		1	A	„
—	Case, stowage and transit	C/w moulds. Ref. No. 2801		1	—	—
2767	Mounting, Type 4	Angle of slope 18°	V.2171	1	A	each
3467	Mounting, Mk.4A	Angle of slope 14°	KSH.0908	1	A	„
	Spares:—					
—	Plug, drain	Ref. No. 2876		1	—	—
—	Spring, lever return	Ref. No. 2874		1	—	—
—	Spring, locking bolt	Ref. No. 2875		1	—	—
2768	Tray, mounting	For carrying case	V.2154	1	A	each
	Spares:—					
2880	Eyeguard, rubber, white	ZM.165	1	C	„
2882	Knob, for bubble diaphragm	Z.101-386	1	C	„
2881	Mounting, eyeguard	Z.100-742	1	C	„
—	Screw, special	For bubble knob. Ref. No. 2734	Z.101-387	1	—	—
200	STRAIGHT EDGE, 20 in., Mark 2	Transparent scale. 1/500,000 statute miles ..		1	B	each
349	STRAIGHT EDGE, 20 in., Mark 3	Transparent scale. 1/500,000 and 1/100,000 nautical miles.		1	B	„
216	SUSPENSION, sextant	For dome, hemispherical		—	C	„
	TOPOGRAPHICAL DISPLAY, Type B:—					
3675	Map control, Unit, Type B		1	A	„
3674	Map Display, Unit, Type B		1	A	„
3676	Scale Change, Unit		1	A	„

RESTRICTED

RESTRICTED

AIRCRAFT NAVIGATION INSTRUMENTS AND EQUIPMENT, ACCESSORIES AND UNIT SERVICING SPARES
SECTION 6B—cont.

1	2	3	4	5	6	7
	TRACK/HEADING DEVIATION INDICATOR	Naval Aviation only.				
3702	Indicator unit		1	A	each
3703	Sensing unit		1	A	„
2914	TRANSMITTER ASSEMBLY	Formerly Reference 6BB/893	I.N.U. 9052	—	B	„
3013	TRUE AIR SPEED UNIT:—			1	A	„
	Accessories:—					
3468	Case, transit	SA.22664	1	A	„
	Spares:—					
3466	Clamp, transit, lower	HC-A.218	1	C	„
3465	Clamp, transit, upper	HC-A.217	1	C	„
3014	Panel, control		1	A	„
	Spares:—					
—	Fuse, 1 amp.	Reference 10H/0590109		3	—	—
	Plugs, Mark 4:—					
—	2 pin	Reference 10H/0560551		1	—	—
—	4 pin	Reference 10H/0560050		1	—	—
—	4 pin	Reference 10H/0560070		1	—	—
—	6 pin	Reference 10H/0560580		1	—	—
—	6 pin	Reference 10H/0560581		1	—	—
—	Socket, Mark 4, 4 pin	Reference 10H/0560250		1	—	—
—	Switch, D.C.	Reference 10F/10338		1	—	—
—	Switch, main	Reference 10F/0510554		1	—	—
—	Switch, push	Reference 10F/16806		1	—	—
3125	Thermometer, total head		1	A	each
	Spares:—					
3459	Air miles unit assembly	HC-A.240	1	A	„
	Spares:—					
3802	Clamp, split, tacho-generator	HC-1236	1	C	„
3453	Generator, tacho	With resistors	Ketay 105T2H	1	A	„
—	Motor, size 11, 115/57.5 volt, 400 c/s.	Reference 5UD/6375		1	—	—
3835	Screw, socket, H.D. 8BA × 3/8 in. M.S.		2	C	each
—	Switch, micro	Reference 10F/9409268		1	—	—
3500	Block, retaining, adaptor element	P.2750	1	C	each

RESTRICTED

RESTRICTED

AIRCRAFT NAVIGATION INSTRUMENTS AND EQUIPMENT, ACCESSORIES AND UNIT SERVICING SPARES

SECTION 6B—cont.

1	2	3	4	5	6	7
	TRUE AIR SPEED UNIT—cont.					
	Spares—cont.					
3170	Cam, position error	For Vulcan a/c only		1	C	each
3171	Cam, position error	For Victor a/c only		1	C	"
3443	Chassis assembly	HC.-A.241	1	A	"
	Spares:—					
3444	Amplifier assy., complete	HC.-A.122	5	A	"
	Spares:—					
—	Capacitor, 0.25 mfd.	Reference 10C/9136398		1	—	—
—	Resistor, 22 ohms	Reference 10W/0113215		1	—	—
—	Resistor, 39 ohms	Reference 10W/0113221		2	—	—
—	Resistor, 47 ohms	Reference 10W/0113223		2	—	—
—	Resistor, 2.2K ohms.	Reference 10W/0113263		2	—	—
—	Resistor, 56 K ohms	Reference 10W/0223008		—	—	—
—	Resistor, 68 K ohms	Reference 10W/0223017		—	—	—
—	Resistor, 82 K ohms	Reference 10W/0223029	} Select on Test for R.8	—	—	—
—	Resistor, 100 K ohms	Reference 10W/0223038		—	—	—
—	Resistor, 150 K ohms.	Reference 10W/0223059		—	—	—
—	Resistor, 220 K. ohms	Reference 10W/0223080		—	—	—
3797	Transformer		ZV.5557	1	B
3798	Transformer	ZV.5558	3	B	"
3799	Transistor, (matched pairs)	Texas 2 S018 KHC.-R260	3	B	pairs
—	Capacitor, 0.04 mfd., 250 volts	Reference 10C/0120116		5	—	—
—	Capacitor, 0.25 mfd.	Reference 10C/9136398		1	—	—
—	Capacitor, 50 mfd., 70 volts	Reference 10C/0120137		2	—	—
3450	Choke	TH.2009	1	A	each
3452	Cover, lower	HC.-A182	1	C	"
3451	Cover, top	HC.-A181	1	C	"
—	Diode, C.V. 7015, rectifier	Reference 10CV/0372013		4	—	—
—	Diode, CV. 7040	Reference 10CV/0372016		2	—	—
3784	Frame, guide, services panel	HC-1247	1	C	each
—	Motor, servo, size 07,26 volt A.C. 400 c./s	Reference 5UD/7608		1	—	—
3789	Nameplate, transit	HC-1385	1	C	each
3787	Nipple, pilot	HC-1257	1	C	"
3788	Nipple, static	HC-1336	1	C	"

RESTRICTED

RESTRICTED

AIRCRAFT NAVIGATION INSTRUMENTS AND EQUIPMENT, ACCESSORIES AND UNIT SERVICING SPARES
SECTION 6B—cont.

1	2	3	4	5	6	7
	TRUE AIR SPEED UNIT—cont.					
	Spares—cont.					
	Chassis assembly—cont.					
	Spares—cont.					
3466	Plate, locking, lower	HC-A218	1	C	each
3465	Plate, locking, top	HC-A217	1	C	"
—	Plug, 18 pole	Reference 10H/9150049		1	—	—
—	Plug, miniature, 6 pole, pos. 0.	Reference 10H/0560580		1	—	—
—	Plug, miniature, 6 pole, pos. 1	Reference 10H/0560581		1	—	—
—	Plug, miniature, 6 pole, pos. 2	Reference 10H/0560582		1	—	—
3445	Pre-amplifier assy., complete	HC-A.130	1	A	each
	Spares:—					
—	Capacitor, 0.04 mfd.	Reference 10C/0120116		1	—	—
3800	Rectifier, diode	40-666-240-01	2	C	each
—	Resistor, 39 ohms	Reference 10W/0113221		2	—	—
—	Resistor, 47 ohms	Reference 10W/0113223		2	—	—
—	Resistor, 2.2K ohms.	Reference 10W/0113263		2	—	—
—	Transistor (matched pairs)	Ref. No. 3799		2	—	—
3446	Relay, sealed, 48 volts, D.C., Type CC	ZV.5636	1	A	each
—	Resistor, Type RC., 7-J, 6.8 K ohms	Reference 10W/0222110		8	—	—
—	Resistor, Type RC., 7-J, 10 K ohms ..	Reference 10W/0222131		2	—	—
—	Resistor, Type RWV., 3-J., 560 ohms	Reference 10W/0113249		2	—	—
—	Resistor, Type RWV, 3-J, 4.7 K ohms	Reference 10W/0113271		1	—	—
—	Resistor, Type RWV, 4-J., 100 ohms	Reference 10W/0113296		1	—	—
3783	Screw, captive	HC-1381	4	C	each
3790	Screw, special label	HC-1259	2	C	"
—	Socket, 34 poles	Reference 10H/23483		1	—	—
—	Socket, miniature, 2 pole, pos. O ..	Reference 10H/0560230		1	—	—
—	Switch, micro	Reference 10F/9409268		1	—	—
—	Switch, micro	Reference 10F/9409467		1	—	—
3786	Tagboard assy., long	HC.A.143	2	C	each
3785	Tagboard, assy., short	HC.A.142	2	C	"
3447	Transformer	TH.2011	1	A	"
3448	Transformer	TH.2018	1	A	"
3463	Transformer	ZV.6442	1	A	"
3449	Transformer, power	TH.2008	1	A	"

RESTRICTED

RESTRICTED

AIRCRAFT NAVIGATION INSTRUMENTS AND EQUIPMENT, ACCESSORIES AND UNIT SERVICING SPARES

SECTION 6B—cont.

1	2	3	4	5	6	7
	TRUE AIR SPEED UNIT—cont.					
	Spares—cont.					
	Chassis assy.—cont.					
	Spares—cont.					
3791	Washer, special label	HC.1260	2	C each
3498	Element, thermometer	SA.2847	1	C „
3462	Gearbox assy., log.	HC-A.226	1	A „
	Spares:—					
3454	Barrymount, G.B. 6300/1B (machined)	ZV.6258	4	C „
3810	Brush assy. synchro assy.	KC-A210	1	C „
3804	Cam, One (P-S)	HC-1209	1	C „
3805	Cam, Two (P-S)	HC-1210	1	C „
3806	Cam, Three (P-S)	HC-1211	1	C „
3807	Cam, One (S)	HC-1212	1	C „
3808	Cam, Two (S)	HC-1213	1	C „
—	Plug, 34 pole	Reference 10H/9150050	1	—
—	Socket, unitor, 12 pole	Reference 10H/0562508	2	—
3803	Spring, tensator	HC-1206	2	C each
—	Switch, micro	Reference 10F/9409467	6	—
3809	Synchro assembly	HC-A.120	1	A each
3461	Gearbox assembly, output	HC-A.248	1	A „
	Spares:—					
—	Diode, CV.7040	Reference 10CV/0372016	1	—
—	Motor, size 11, 115/57.5v. 400 c/s.	Reference 5UD/6375..	2	—
—	Plug, 18 pole	Reference 10H/9150051	1	—
—	Potentiometer, 200 ohms	Reference 5CZ/7796	1	—
—	Potentiometer, 1 K ohms	Reference 5CZ/7795	2	—
3869	Shim, packing, 0.005	HC-1383	A/R	C each
3868	Shim, packing, 0.032	HC-1262	A/R	C „
—	Socket, 18 pole	Reference 10H/9150053	1	—
3801	Spring, tension, cam follower	HC-1332	2	C each
—	Switch, micro	Reference 10F/9409467	4	—
—	Synchro, 11CT4b	Reference 5UD/7003..	1	—
—	Synchro, 11CX4b	Reference 5UD/7261..	1	—
3457	Transformer	TH.2019	1	A each
3276	Mod. Inst./B204 - Set of parts for	1	C set
3529	Mod. Inst./B214 - Set of parts for	1	C „

RESTRICTED

RESTRICTED

AIRCRAFT NAVIGATION INSTRUMENTS AND EQUIPMENT, ACCESSORIES AND UNIT SERVICING SPARES
SECTION 6B—cont.

1	2	3	4	5	6	7
	TRUE AIR SPEED UNIT—cont.					
	Spares—cont.					
3497	Plug, fixed, female	SA.2848	1	C	each
—	Screw, adaptor, securing	Reference 28S/1200068		4	—	—
3501	Screw, grub, special	P.2742	6	C	each
3460	Transducer assembly	HC-A.235	1	A	"
	Spares:—					
—	Barrymount, G.B. 6300/1B (machine)	Ref. No. 3454		4	—	—
3456	Clamp, split, securing dial post	H.C.-1363	2	C	each
3455	Dial assembly	HC.-A.155	2	C	"
3795	Ferrule	P.17430	6	C	"
3792	Pipe, connecting, rubber	Pilot input	HC.-1366	1	C	"
3793	Pipe, connecting, rubber	Static input	HC.-1365	1	C	"
3794	Pipe, connecting, rubber	Static to static	HC.-1364	1	C	"
—	Plug, unitor, 12 pole	Reference 10H/0562503		2	—	—
3796	Spring, anti-vibration	HC.-1356	2	C	each
—	Switch, micro	Reference 10F/9409467		4	—	—
3499	Washer, insulating, element	P.2751	1	C	each
468	VANE, drift sight, air survey, Mark 1		—	A	"
	Accessories:—					
476	Case, transit		—	A	"
2958	VARIATION SETTING UNIT, automatic	For use with NBC. Navigation Panel Mark 1A and G4B compass.		—	A	"
	Spares:—					
3239	Mod. Inst/B.199-Set of parts for		1	C	set
3124	VIEW-FINDER, reconnaissance	Z.157-A-77	1	A	each
	Spares:—					
3706	Sighting head assy.		1	A	"
60	WATCH, chronometer	Standard. For checking other timepieces. Ground use only.	3992B	—	A	"
	WATCHES, stop:—					
2739	60 second, flyback and immediate restart	For use of Air Ministry Manpower Research unit only.		1	A	"

RESTRICTED

67

RESTRICTED

AIRCRAFT NAVIGATION INSTRUMENTS AND EQUIPMENT, ACCESSORIES AND UNIT SERVICING SPARES

SECTION 6B—cont.

1	2	3	4	5	6	7
2918	WATCHES, stop—cont. Decimal recorder, 1/100th min.	0·30 min. register, instantaneous flyback and re-start. For Works study only.	Baume 918 Dec.	—	A	each
9101001	General service, 1/5th second	Requires watch holder, Ref. No. 1465. D.E.F. Spec. 3.		—	A	"
9101002	General service, 1/10th second			—	A	"
117	Mark 3	Requires watch holder, Ref. No. 1465		—	A	"
221	Mark 3A	Alternative to Ref. No. 117		—	A	"
3249	Pattern 6, calibrated in yards	Coastal Command only		—	A	"
	WATCHES, wrist:—	Held by Admiralty Chronometer dept. Demands via Air Ministry, E.5.				
551	Chronograph	Type H.S.9		—	A	"
	Spares:—					
3224	Bracelet, Bonklip	19 mm. width of clip		1	A	"
3033	Bracelet, Bonklip	20 mm. width of clip		1	A	"
9101000	General Service	Def. Spec. 3		—	A	"
	Spares:—					
2594	Strap, wrist, watch, G.S.			—	C	"
159	Mark 7			—	A	"
	Accessories:—					
321	Strap, wrist, fabric			—	C	"
169	Strap, wrist, leather			—	C	"
346	Mark 11			—	A	"
	Spares:—					
2763	Bracelet, Bonklip	17·5 mm. width of clip. To be fitted only by The Royal Greenwich Observatory.		1	A	"
2928	WIND UNIT			—	A	"
	Accessories:—					
3522	Amplifier			1	A	"

RESTRICTED

RESTRICTED

AIRCRAFT NAVIGATION INSTRUMENTS AND EQUIPMENT, ACCESSORIES AND UNIT SERVICING SPARES

INDEX TO REFERENCE NUMBERS

SECTION 6B—cont.

NOTE:—For action in regard to items in the N.A.T.O. reference system see A.M.O. A.161/63.

Ref. No.	Page No.	Ref. No.	Page No.	Ref. No.	Page No.	Ref. No.	Page No.	Ref. No.	Page No.	Ref. No.	Page No.	Ref. No.	Page No.	Ref. No.	Page No.	Ref. No.	Page No.	Ref. No.	Page No.
47	55	260	59	338	6	438	15	482	54	530	2	636	26	746	25	917	47	1196	6
60	67	265	45	339	53	441	10	484	26	531	2	639	45	751	55	918	48	1248	25
117	68	267	45	344	54	443	8	485	2	532	43	640	46	752	6	919	48	1333	25
153	53	268	45	345	26	444	11	490	26	533	2	642	46	762	55	920	47	1450	25
159	68	273	45	346	68	446	13	491	54	534	46	643	46	765	6	921	48	1465	44
163	5	276	6	349	62	448	10	492	54	541	49	644	46	852	6	922	47	1503	43
164	5	278	44	351	55	449	8	498	47	549	48	652	48	876	55	923	47	1584	7
169	68	287	44	354	55	450	11	500	46	550	48	653	25	892	2	924	47	1585	7
177	59	291	45	355	55	452	13	501	45	551	68	654	55	893	2	925	47	1671	25
178	53	292	45	356	55	456	48	502	46	552	14	655	50	895	1	926	48	1672	25
184	48	293	44	363	55	458	46	505	46	554	2	656	49	896	1	927	47	1673	25
189	53	294	44	364	55	461	1	506	46	555	2	681	55	897	2	928	48	1752	25
191	55	295	44	365	53	462	1	507	46	556	43	683	55	903	48	929	47	1845	7
195	59	298	1	368	60	464	60	508	46	557	10	684	55	904	48	930	47	1993	9
198	5	303	47	369	60	465	60	510	46	558	11	688	48	905	47	931	47	2036	13
200	62	304	47	374	6	467	56	512	1	559	60	692	48	906	48	932	47	2053	7
209	55	305	49	376	6	468	67	513	1	561	10	693	48	907	48	963	47	2056	53
210	55	306	49	378	6	469	6	514	1	562	8	698	49	908	47	964	45	2569	14
216	62	309	45	396	8	471	2	516	1	563	15	699	49	909	47	965	45	2570	10
219	59	310	45	399	6	473	6	517	45	564	12	704	49	910	47	966	45	2571	10
221	68	313	59	400	6	476	67	518	1	600	48	705	48	911	47	967	45	2572	10
236	59	314	45	404	45	477	54	521	1	631	17	706	49	912	48	968	45	2573	10
244	59	319	5	405	7	478	54	522	1	632	17	707	49	913	47	972	45	2575	10
249	1	321	68	406	48	479	54	524	2	633	50	719	8	914	47	1032	25	2577	2
251	53	335	45	408	12	480	54	526	2	634	11	727	25	915	48	1056	7	2578	26
258	55	337	45	437	12	481	54	527	1	635	13	742	7	916	47	1103	25	2579	12

RESTRICTED

RESTRICTED

AIRCRAFT NAVIGATION INSTRUMENTS AND EQUIPMENT, ACCESSORIES AND UNIT SERVICING SPARES

INDEX TO REFERENCE NUMBERS

SECTION 6B—cont.

Ref. No.	Page No.	Ref. No.	Page No.	Ref. No.	Page No.	Ref. No.	Page No.	Ref. No.	Page No.	Ref. No.	Page No.	Ref. No.	Page No.	Ref. No.	Page No.	Ref. No.	Page No.	Ref. No.	Page No.
2580	12	2633	12	2694	51	2745	60	2780	10	2812	54	2846	12	2892	4	2926	54	2964	41
2585	3	2634	15	2695	51	2746	49	2781	12	2813	54	2847	11	2893	4	2927	54	2965	36a
2586	60	2635	15	2696	51	2747	55	2782	11	2814	14	2848	11	2894	4	2928	68	2966	20
2587	60	2637	8	2697	26	2748	9	2783	11	2815	14	2850	10	2895	4	2931	18	2967	19
2588	60	2638	14	2698	51	2749	10	2784	12	2816	11	2851	30	2896	4	2932	18	2968	20
2592	45	2639	14	2699	51	2750	17	2785	14	2817	9	2853	49	2897	42	2933	18	2969	20
2593	25	2640	10	2700	51	2751	17	2786	5	2818	8	2863	11	2898	43	2934	18	2970	20
2594	68	2642	60	2701	50	2752	17	2787	5	2820	8	2864	11	2899	48	2935	18	2971	20
2595	3	2643	60	2703	50	2753	17	2788	5	2821	9	2865	11	2900	41	2936	18	2972	20
2596	3	2644	11	2704	50	2754	7	2789	5	2822	8	2866	53	2901	43	2937	18	2976	19
2597	3	2645	26	2705	5	2755	7	2790	5	2823	8	2868	37	2903	25	2938	18	2977	29
2598	3	2646	49	2706	50	2756	7	2791	6	2824	8	2869	41	2904	54	2939	19	2978	26
2599	3	2649	50	2707	11	2757	50	2792	6	2825	9	2870	39	2905	31	2943	18	2979	5
2600	3	2654	19	2708	16	2758	11	2793	47	2826	8	2871	40	2906	10	2944	18	2980	5
2603	3	2655	18	2709	10	2761	49	2794	11	2827	9	2872	41	2907	54	2945	18	2981	5
2604	4	2656	19	2710	26	2763	68	2795	11	2828	9	2873	40	2908	54	2946	20	2982	5
2605	3	2657	20	2711	26	2764	53	2796	11	2829	8	2874	60	2909	54	2947	20	2983	5
2606	3	2658	48	2726	20	2765	44	2797	11	2830	8	2875	60	2910	54	2948	20	2984	5
2608	4	2659	48	2728	53	2766	62	2798	6	2831	8	2876	60	2911	54	2950	20	2987	53
2610	4	2678	60	2730	61	2767	62	2799	53	2832	49	2877	12	2912	54	2951	19	2990	4
2611	3	2679	60	2731	61	2768	62	2800	62	2833	10	2878	12	2913	54	2952	20	2991	4
2612	2	2680	60	2732	61	2769	52	2801	60	2835	26	2879	38	2914	63	2953	19	2992	4
2613	2	2682	60	2733	61	2770	46	2802	53	2836	61	2880	62	2915	4	2954	19	2993	4
2614	16	2683	60	2734	62	2771	52	2803	53	2837	61	2881	62	2916	10	2955	18	2994	10
2615	25	2684	60	2735	62	2772	52	2804	60	2838	61	2882	62	2917	10	2956	18	2995	52
2616	3	2685	60	2737	43	2773	52	2805	14	2839	6	2884	18	2918	68	2957	18	2996	52
2624	9	2688	51	2738	43	2774	52	2806	54	2840	5	2885	18	2920	39	2958	67	2997	52
2625	12	2689	51	2739	67	2775	17	2807	54	2841	6	2886	10	2921	37	2959	6	2998	52
2626	12	2690	52	2741	17	2776	17	2808	54	2842	5	2887	10	2922	39	2960	32	2999	52
2627	11	2691	51	2742	5	2777	60	2809	54	2843	10	2888	10	2923	38	2961	36	3000	52
2628	11	2692	51	2743	5	2778	7	2810	54	2844	10	2890	12	2924	40	2962	26	3001	53
2631	11	2693	51	2744	60	2779	10	2811	54	2845	12	2891	54	2925	19	2963	11	3002	52

RESTRICTED

RESTRICTED

AIRCRAFT NAVIGATION INSTRUMENTS AND EQUIPMENT, ACCESSORIES AND UNIT SERVICING SPARES

SECTION 6B—cont.

INDEX TO REFERENCE NUMBERS

Ref. No.	Page No.	Ref. No.	Page No.	Ref. No.	Page No.	Ref. No.	Page No.	Ref. No.	Page No.	Ref. No.	Page No.	Ref. No.	Page No.	Ref. No.	Page No.	Ref. No.	Page No.	Ref. No.	Page No.
3003	53	3096	52	3134	39	3205	5	3252	6	3453	63	3497	67	3583	23	3617	59	3660	24a
3004	52	3097	23	3136	49	3206	55	3253	4	3454	66	3498	66	3584	56	3618	59	3661	24a
3005	53	3098	23	3145	26	3207	57	3258	22	3455	67	3499	67	3585	56	3619	58	3662	23
3006	52	3099	23	3160	38	3208	59	3259	22	3456	67	3500	63	3586	57	3620	58	3670	39
3007	53	3100	22	3163	38	3209	7	3260	22	3457	66	3501	67	3587	57	3621	58	3671	56
3008	53	3101	24	3170	64	3210	7	3261	22	3458	23	3512	56	3588	56	3622	58	3672	56
3009	52	3102	24	3171	64	3211	7	3262	22	3459	63	3513	56	3589	56	3623	58	3673	56
3010	52	3103	24	3178	56	3213	7	3263	22	3460	67	3514	56	3590	57	3624	58	3674	62
3011	52	3105	5	3179	56	3214	7	3264	22	3461	66	3515	56	3591	57	3625	59	3675	62
3012	37	3106	40	3181	56	3215	57	3265	22	3462	66	3516	56	3592	57	3626	57	3676	62
3013	63	3107	37	3182	56	3217	57	3266	22	3463	65	3517	61	3593	56	3627	57	3677	26
3014	63	3108	39	3183	37	3218	57	3267	22	3464	21	3518	25	3595	57	3628	59	3679	56
3015	17	3109	14	3184	37	3220	40	3268	22	3465	63	3520	52	3596	56	3629	57	3680	48
3016	17	3110	61	3185	37	3223	23	3269	24	3466	63	3521	52	3597	57	3630	59	3687	56
3017	18	3111	61	3186	37	3224	68	3270	22	3467	62	3522	68	3598	57	3631	58	3689	24
3018	18	3112	24	3187	38	3225	59	3272	22	3468	63	3523	49	3599	56	3632	58	3693	40
3019	18	3113	22	3188	38	3226	57	3273	39	3469	60	3524	24A	3600	56	3633	58	3694	40
3020	18	3114	21	3189	38	3227	59	3274	39	3470	60	3525	24A	3601	56	3634	58	3695	40
3021	18	3115	25	3190	38	3228	59	3275	2	3471	60	3526	24	3602	56	3635	57	3696	40
3027	2	3117	12	3191	38	3229	10	3276	66	3472	37	3527	24	3603	56	3636	57	3697	40
3028	2	3119	23	3192	39	3231	43	3277	23	3484	22	3529	66	3604	56	3637	61	3698	40
3029	2	3120	23	3193	39	3234	39	3335	24	3485	21	3530	24	3605	58	3638	61	3699	40
3030	2	3121	23	3194	39	3235	16	3352	12	3486	44	3531	7	3606	57	3639	61	3700	40
3031	2	3122	22	3195	40	3236	8	3443	64	3487	44	3572	22	3607	57	3640	61	3702	63
3032	2	3123	22	3196	40	3237	17	3444	64	3488	44	3573	23	3608	58	3641	61	3703	63
3033	68	3124	67	3197	40	3238	11	3445	65	3489	44	3574	23	3609	58	3642	61	3706	67
3034	40	3125	63	3198	40	3239	67	3446	65	3490	44	3575	22	3610	58	3645	6	3707	57
3037	40	3126	8	3199	40	3240	14	3447	65	3491	44	3576	55	3611	58	3646	6	3708	24
3079	52	3128	39	3200	40	3241	59	3448	65	3492	44	3577	23	3612	58	3647	41	3709	24
3090	52	3129	39	3201	37	3242	59	3449	65	3493	44	3578	23	3613	59	3648	41	3711	55
3093	17	3130	5	3202	37	3249	68	3450	64	3494	44	3579	22	3614	57	3649	50	3714	11
3094	51	3131	5	3203	37	3250	56	3451	64	3495	11	3580	23	3615	58	3651	23	3716	24
3095	52	3132	26	3204	37	3251	1	3452	64	3496	24	3582	21	3616	58	3659	24a	3717	49

A/L182

RESTRICTED

RESTRICTED
71

SECTION 6B—cont.
INDEX TO REFERENCE NUMBERS

Ref. No.	Page No.	Ref. No.	Page No.	Ref. No.	Page No.	Ref. No.	Page No.	Ref. No.	Page No.	Ref. No.	Page No.	Ref. No.	Page No.	Ref. No.	Page No.	Ref. No.	Page No.	Ref. No.	Page No.
3718	49	3806	66																
3719	49	3807	66																
3720	49	3808	66																
3721	49	3809	66																
3722	49	3810	66																
3723	49	3833	2																
3724	49	3835	63																
3725	49	3868	66																
3746	24	3869	66																
3747	61																		
3783	65																		
3784	64																		
3785	65																		
3786	65																		
3787	64																		
3788	64																		
3789	64																		
3790	65																		
3791	66																		
3792	67																		
3793	67																		
3794	67																		
3795	67																		
3796	67																		
3797	64																		
3798	64																		
3799	64																		
3800	65																		
3801	66																		
3802	63																		
3803	66																		
3804	66																		
3805	66																		

72
RESTRICTED

**AIRCRAFT NAVIGATION INSTRUMENTS AND EQUIPMENT, ACCESSORIES AND UNIT SERVICING SPARES
INDEX TO REFERENCE NUMBERS**

SECTION 6B—cont.

Ref. No.	N.A.T.O. Group/Class No.	Old Ref. No.	Page No.	Ref. No.	N.A.T.O. Group/Class No.	Old Ref. No.	Page No.	Ref. No.	N.A.T.O. Group/Class No.	Old Ref. No.	Page No.
9101000	6645	542	68								
9101001	6645	539	68								
9101002	6645	—	68								

VOCABULARY OF ROYAL AIR FORCE EQUIPMENT
AIRCRAFT INSTRUMENT TEST EQUIPMENT, TOOLS, ACCESSORIES AND UNIT SERVICING SPARES

SECTION 6C

(17th February, 1965)

Ref. No.	Nomenclature	Detail	Part No.	No. Of	Class of Store	Denom. of Qty
1	2	3	4	5	6	7
—	ACTUATOR, Hobson, Type 297	Reference 6T/3034 and 6T/3035. Naval aviation only.		1	—	—
	Accessories:—	Naval aviation only.				
2811	Extractor, valve guide	CH.112700	1	A	each
2826	Fixture, mounting, hydra clamp	CHA.121899	1	A	"
2825	Fixture, stroke checking	CHA.121889	1	A	"
2867	Gauge, backlash, valve linkage	CHA.122307	1	A	"
2812	Guide, seal	CH.104553	1	A	"
2813	Guide, seal	CH.104554	1	A	"
2814	Guide, seal	CH.104556	1	A	"
2822	Guide, seal	CH.121882	1	A	"
2819	Mandrel, fitting, solenoid and relay valve assembly	CHA.121096	1	A	"
2821	Piece, slave	CH.121881	1	A	"
2818	Piece, tee ram	CHA.121093	1	A	"
2824	Rod, extraction, stroke resistors	CH.121888	1	A	"
2823	Rod, steadying, 6BA, for test and assembly of relay arm.	CH.121883	1	A	"
2816	Spanner, box, special, 6BA, relay valve pin	CH.121089	1	A	"
2817	Spanner, key	CH.121090	1	A	"
2815	Tool, insertion and peening, eye and bearing	CHA.107102	1	A	"
2820	Tube assembly, stroke restrictor	CH.121880	1	A	"
					A/L	168

RESTRICTED

1

RESTRICTED

AIRCRAFT INSTRUMENT TEST EQUIPMENT, TOOLS, ACCESSORIES AND UNIT SERVICING SPARES

SECTION 60—cont.

1	2	3	4	5	6	7
	ADAPTORS:—					
4588	Auto throttle, second line	Sea Vixen. Naval aviation only	RE.1351	—	C	each
2450	Bayonet	For use with Pitot static equipment. Naval aviation only.	L. Adams. SA.1482	1	C	"
4076	Cable	For M.R.G., Mk. 1E. Naval aviation only	RE.1407	1	A	"
3167	Charging	For oxygen walk-round set	WKA.29259	—	C	"
3399	Combined vent and leak tester	For servicing liquid oxygen systems	TE.11230	—	A	"
4676	Electronic torque meter	Wessex, Mark 5. Naval aviation only. To check calibration of transducer and shaft assy.	EMAG/1/7873	—	C	"
3038	Emptying	For testing liquid oxygen systems	BOC.802789	1	C	"
3232	Erection, switching unit	For M.F.S. test set, No. 1	1122/ITE	—	A	"
	F.C.S., Mark 3:—	Naval aviation only.				
3640	Connector, A.C. and C.P.T.	AK.389/5	1	A	"
3636	Connector, J1, A.U.	AK.389/1	1	A	"
3637	Connector, J2, A.U.	AK.389/2	1	A	"
3638	Connector, J3, A.U.	AK.389/3	1	A	"
3639	Connector, J4, A.U. and J.22, H.C.U.	AK.389/4	1	A	"
3641	Connector, J.21, H.C.U.	AK.389/6	1	A	"
3642	Connector, J.22, H.C.U.	AK.389/7	1	A	"
1882	Generator (three fixing screws)	B.1530/GA	1	C	"
3194	Liquid oxygen system	For Gnat (T) aircraft	TE.10110	—	A	"
4383	Pitot, static	Naval aviation only	20140/GA	—	A	"
3037	Pressurising	For testing liquid oxygen systems	BOC.802787	1	A	"
2437	Static leak, vent	Naval aviation only	Bryons 1901		A	"
4524	Test	Sea Vixen, Naval aviation only	RE.1630	—	C	"
499	Test, Mark 1	Complete. For testing static vents			C	"
	Accessories:—					
500	Bush, rubber			C	"
346	ALTIMETER, Mark 1488	I.C.A.N. calibrated. Naval aviation only			A	"
2806	ANALYSER, jetcal	Naval aviation only	BH.112.JA-1		A	"

RESTRICTED

RESTRICTED

AIRCRAFT INSTRUMENT TEST EQUIPMENT, TOOLS, ACCESSORIES AND UNIT SERVICING SPARES

SECTION 6C—cont.

1	2	3	4	5	6	7
	ARTIFICIAL HORIZON, Mark 6 series test equipment					
	Comprising:—					
2045	Plate, adaptor	For mounting on Mk. 4 series gyro test tables	64/32617	1	A	each
2046	Test box, electrical	64/32618	1	A	"
	Accessories:—	Naval aviation only.				
2351	Cable, adaptor	64/30574	1	C	"
2350	Transformer	64/34652	1	A	"

RESTRICTED

RESTRICTED
2A

AIRCRAFT INSTRUMENT TEST EQUIPMENT, TOOLS, ACCESSORIES AND UNIT SERVICING SPARES

SECTION 6C—cont.

1	2	3	4	5	6	7
	ARTIFICIAL HORIZON, Mark 6 series test equipment—cont.					
	Comprising—cont.					
—	Test set, standby, gyro system, Ferranti	Ref. No. 3084		1	—	—
2215	BALANCE, weighing, semi-automatic, small			A	each
	Accessories:—					
3849	Weight, 50 grammes..		—	C	"
3721	BAROMETER	Naval aviation only	20076		A	"
3722	BAROMETER	Naval aviation only	20077		A	"
	BAROMETERS:—					
2004	Mercury, Mark 2, 100,000 ft.		1	A	"
	Accessories:—					
2103	Container		1	A	"
4747	Thermometer, mercury, 0–50°C.		1	C	"
2366	Precision, aneroid, 750–1050 millibars	Naval aviation only			A	"
2154	Precision, aneroid, portable	M.1991		A	"
2775	BENCH HARNESS	Buccaneer. Naval aviation only	7B3/88/5014		A	"
3250	BENCH RIG CONSOLE	Mark 10B Autopilot	705/ITE		A	"
	Accessories:—					
3231	Box, junction, adaptor, M.F.S.	For M.F.S. Mark 1C	1101/ITE	1	A	"
4323	Cable	TE.20760	1	C	"
4324	Cable	TE.20761	1	C	"
4325	Cable	TE.20762	1	C	"
4326	Cable	TE.20763	1	C	"
4327	Cable	TE.20764	1	C	"
4328	Cable	TE.20765	1	C	"
4329	Cable	TE.20766	1	C	"
4330	Cable	TE.20767	1	C	"

RESTRICTED

RESTRICTED

AIRCRAFT INSTRUMENT TEST EQUIPMENT, TOOLS, ACCESSORIES AND UNIT SERVICING SPARES

SECTION 6C—cont.

1	2	3	4	5	6	7
	BENCH RIG CONSOLE—cont.					
	Accessories—cont.					
4331	Cable	TE.20768	1	C	each
4332	Cable	TE.20770	1	C	"
4333	Cable	TE.20771	1	C	"
4334	Cable	TE.20772	1	C	"
4335	Cable	TE.20773	1	C	"
4336	Cable	TE.20774	1	C	"
4337	Cable	TE.20775	1	C	"
4338	Cable	TE.20776	1	C	"
4339	Cable	TE.20777	1	C	"
4340	Cable	TE.20778	1	C	"
4341	Cable	TE.20779	1	C	"
4342	Cable	TE.20780	1	C	"
4344	Cable	TE.20781	1	C	"
4345	Cable	TE.20782	1	C	"
4346	Cable	TE.20784	1	C	"
4347	Cable	TE.20785	1	C	"
4348	Cable	TE.20786	1	C	"
4349	Cable	TE.20788	1	C	"
4350	Cable	TE.20789	1	C	"
4351	Cable	TE.20850	1	C	"
4352	Cable	TE.20851	1	C	"
4353	Cable	TE.20852	1	C	"
4354	Cable	TE.20853	1	C	"
4355	Cable	TE.20854	1	C	"
4356	Cable	TE.20855	1	C	"
4357	Cable	TE.20856	1	C	"
4358	Cable	TE.20857	1	C	"
4359	Cable	TE.20858	1	C	"
4360	Cable	TE.20871	1	C	"
4361	Cable	TE.20872	1	C	"
4362	Cable	TE.20873	1	C	"
4363	Cable	TE.20876	1	C	"
4364	Cable	TE.22772	1	C	"

RESTRICTED

RESTRICTED

AIRCRAFT INSTRUMENT TEST EQUIPMENT, TOOLS, ACCESSORIES AND UNIT SERVICING SPARES

SECTION 6C—cont.

1	2	3	4	5	6	7
	BLOCKS, rivet:—	Naval aviation only.				
4086	Pick-off lever assy.	CH.113963		A	each
4101	Ram nut taper pin	CH.441-041		A	"
523	BOTTLE, mercury			C	"
3094	BOX, capacitance, decade, 50 pf. to 1-0 uf.	Direct reading, stable mica	H. W. Sullivan C.868/4		A	"
	BOXES, resistance:—					
628	Mark 1	For checking electrical temperature indicators			A	"
1164	Mark 2	For testing electrical engine thermometers (nickel and platinum).			A	"
2439	Type 201 (Microcell)	Naval aviation only. For testing electrical type pressure gauges fitted on aircraft.		1	A	"
3723	CABINET, control	Naval aviation only.	20078		A	"
	Component:—					
3730	Panel, distribution	20081		A	"
	CABLE ASSEMBLIES:—	Naval aviation only.				
3783	Amplifier and test set 6C	LND.A.1047/2		A	"
3787	Attitude indicator and test set 6A	LND.A.1123/2		A	"
3788	Detector, Type A and test sets 3A and 6A	LND.A.1105/2		A	"
2370	Fuel contents system			A	"
3785	Nav. display indicator and test set 6A	LND.A.1121/2		A	"
3786	Nav. display repeater and test set 6A	LND.A.1122/2		A	"
3784	Offset computer and test set 6C	LND.A.1048/2		A	"
2371	CABLE-KIT, (bench harness) fuel control system ..	Naval aviation only.			A	"
1351	CALIBRATOR, master, air speed indicator	Calibrated in mm. of water and knots. Naval aviation only.			A	"

RESTRICTED

RESTRICTED

AIRCRAFT INSTRUMENT TEST EQUIPMENT, TOOLS, ACCESSORIES AND UNIT SERVICING SPARES

SECTION 6C—cont.

1	2	3	4	5	6	7
658	CALIBRATOR, boost gauge	Portable. Complete with weights			A	each
	Spares:—					
773	Cap, blanking		1	C	"
764	Connector, flex		2	C	"
774	Dipstick		1	C	"
766	Oil filter assembly		1	C	"
	Panels, instrument:—					
771	1 × 3½ in. instruments		1	C	"
772	2 × 2½ in. instruments		1	C	"
765	Pump assembly		1	C	"
—	Valve, control	Ref. No. 831		1	C	"
769	Valve, selector assembly		1	B	"
767	Washer, jointing	For dipstick		1	C	"
768	Washer, oil trap		1	C	"
710	Weight, Marked 1 lb. per sq. in.		1	C	"
711	Weight, Marked 2 lb. per sq. in.		2	C	"
712	Weight, Marked 5 lb. per sq. in.		1	C	"
713	Weight, Marked 10 lb. per sq. in.		5	C	"
1228	CALIBRATOR, electronic	For testing Faure-Herman fuel flowmeters, Marks 2 and 2A. S/S by Ref. No. 2040.			A	"
1229	CALIBRATOR, fuel flow	For testing Faure-Herman fuel flowmeters, Marks 2 and 2A.			A	"
84	CALIBRATOR, pressure gauge	Portable. For checking direct reading and transmitting type gauges up to 300 lb per sq. in. Complete with weights.			A	"
	Accessories:—					
150	Adaptor	With nut. For testing transmitting type gauges		1	C	"
	Spares:—					
	Weights, marked:—					
714	1 lb. per sq. in.		1	C	"
715	2 lb. per sq. in.		2	C	"

RESTRICTED

RESTRICTED

AIRCRAFT INSTRUMENT TEST EQUIPMENT, TOOLS, ACCESSORIES AND UNIT SERVICING SPARES

SECTION 6C—cont.

1	2	3	4	5	6	7
	CALIBRATOR, pressure gauge—cont.					
	Spares—cont.					
	Weights, marked—cont.					
716	4 lb. per sq. in.		1	C	each
717	10 lb. per sq. in.		1	C	"
1609	20 lb. per sq. in.		14	B	"
656	CALIBRATOR, pressure gauge, Mark 2	Portable. For checking direct reading and transmitting type gauges up to 4,000 lb. per sq. in. Complete with weights and case, transit.			A	"
1130	CALIBRATOR, pressure gauge, Mark 3	For testing direct reading and transmitting type gauges up to 8,000 lb per sq. in.			A	"
	Consisting of:—					
	Calibrator, pressure gauge, Mark 2	Ref. No. 656			—	—
1309	Modification kit			A	"
	Spares:—					
1767	Adaptor assembly	Naval aviation only	2613	1	C	each
788	Adaptor	For differential type instruments	1175-8-9	1	C	"
789	Adaptor, banjo	13170/1	1	C	"
	Adaptor, flanged type	Ref. No. 2386		1	—	—
	Adaptors, gas:—					
782	$\frac{1}{8}$ in.	30	1	C	each
781	$\frac{1}{4}$ in.	29	1	C	"
780	$\frac{3}{8}$ in.	28	1	C	"
1768	Barrel	Naval aviation only	2111	1	C	"
	Bodies, standard and adaptor:—					
1770	H.P.	2082	1	C	"
1771	L.P.	2083	1	C	"
2353	Bolt, fixing, standard body	R.3289	3	C	"
2358	Cap, knurled, valve screw	33	1	C	"
	Carriers, weight:—					
1773	H.P.	} Naval aviation only	2299	1	C	"
1772	L.P.		1739	1	C	"

RESTRICTED

RESTRICTED

A/L. 157

AIRCRAFT INSTRUMENT TEST EQUIPMENT, TOOLS, ACCESSORIES AND UNIT SERVICING SPARES

SECTION 6C—cont.

1	2	3	4	5	6	7
	CALIBRATOR, pressure gauge, Mark 3—cont.					
	Spares—cont.					
	Cases:—					
1774	Calibrator	} Naval aviation only	1N.13162	1	C	each
1775	Weight		1N.13163	1	C	"
1776	Disc, porosint		R.3187	4	C	"
1778	Hub, spoke		2113	1	C	"
1779	Knob, spoke		1742	4	C	"
2284	Label		2275		C	"
1780	Level, spirit		R.3195	1	C	"
1781	Link assembly, plunger, H.P.		1203	1	C	"
1782	Mounting, standard		1122	3	C	"
2286	Nut		R.3081		C	"
1785	Nut, lock	R.3171		C	"	
1783	Nut, union barrel	37	1	C	"	
1787	Plate, instruction	2373	1	C	"	
2282	Plate, name	2368		C	"	
2283	Plate, name, weights	2369		C	"	
783	Plug, blanking	36	1	C	"	
1788	Plug, recess drip	R.3126	1	C	"	
1790	Plunger and sleeve, bottom, H.P.	1869/1873	1	C	"	
1789	Plunger and sleeve, top, H.P.	1871/1872	1	C	"	
1791	Ram and nut, ram	2108/2109	1	C	"	
1792	Rambler	215/5	1	C	"	
1793	Reservoir assembly	2152	1	C	"	
1769	Bezel	66	1	C	"	
1777	Glass	1182	1	C	"	
786	Ring, gland, inner	For barrel assembly	1	C	"	
785	Ring, gland, outer	For barrel assembly	1	C	"	
1794	Ring, screw, locking	1181	1	C	"	
1795	Screw assembly, valve, reservoir	2088	1	C	"	
2285	Screw	R.3058	—	C	"	
2287	Screw	R.3290	—	C	"	
1796	Screw, grub, body fixing	R.3118	1	C	"	

RESTRICTED

RESTRICTED

AIRCRAFT INSTRUMENT TEST EQUIPMENT, TOOLS, ACCESSORIES AND UNIT SERVICING SPARES

SECTION 6C—cont.

1	2	3	4	5	6	7	
	CALIBRATOR, pressure gauge, Mark 3—cont.						
	Spares—cont.						
1797	Seal, bonded	} Naval aviation only	R.3230	2	C	each	
1798	Sleeve, reservoir		1126	1	C	"	
1799	Spoke		2114	4	C	"	
2281	Standard		1139	—	C	"	
1800	Support, reservoir		1134	1	C	"	
1801	Top, standard and plunger, L.P.		1137 & 386	1	C	"	
1802	Union, barrel		24	1	C	"	
1803	Union, pipe		2372	8	C	"	
1786	Valve, olive, pipe		2371	8	C	"	
	Valves on-off:—						
2356	H.P., complete	R.2339	1	C	"
2355	L.P., complete	R.3338	1	C	"
2357	Valve, screw	1133	1	C	"
1804	Washer, ½ in., adaptor reservoir	40/F.1	1	C	"
1805	Washer, ¼ in. adaptor	40/F.2	1	C	"	
1806	Washer, ⅜ in., adaptor and barrel union	40/F.3	2	C	"	
2354	Washer, bolt fixing, standard body	R.3125	2	C	"	
—	Washer, fibre (vulcanised) jointing, 0.07 in. thick × 0.83 in. i.d. × 1.08 in. o.d.	Reference 28W/6719. For Plugs, blanking		1	—	—	
1808	Washer, sealing	Plunger sleeve, upper and lower.. .. .	2370	2	C	each	
784	Washer, sealing	Standard top	1867	1	C	"	
1807	Washer, valve screw	1143	1	C	"	
	Weights, marked:—						
—	1 lb. per sq. in.	Ref. No. 714		1	—	—	
—	2 lb. per sq. in.	R3f. No. 715		2	—	—	
—	4 lb. per sq. in.	Ref. No. 716		1	—	—	
—	10 lb. per sq. in.	Ref. No. 717		1	—	—	
718	20 lb. per sq. in.		19	C	each	
869	CALIBRATOR, tachometer, Mark 2	Maxwell Bridge			A	"	

RESTRICTED

RESTRICTED

AIRCRAFT INSTRUMENT TEST EQUIPMENT, TOOLS, ACCESSORIES AND UNIT SERVICING SPARES

SECTION 6C—cont.

1	2	3	4	5	6	7
	CALIBRATOR, tachometer, Mark 2—cont.					
	Accessories:—					
1212	Adaptor	For testing tachometer indicators (References 6A/2661 and 3670) and Generators (Reference 6A/2665).			A	each
1231	Adaptor	For testing tachometer indicators, Mark 11 (Reference 6A/3251), Generators, Mark 11 (Reference 6A/3252) and Generators, Mark 12 (Reference 6A/4802.)			A	"
	Spares:—					
1548	Brush	Morgan crucible, Type C.M.5	N.2		C	"
1551	Brush, driving	For Motor 3/16 h.p., 1,500 r.p.m., 24 volt	N.D.		C	"
1528	Capacitor, 280 mfd. 100v. D.C.	T.C.C. Type CE.41E		1	C	"
1529	Capacitor, 75 mfd. 250v. D.C.	Muirhead type M.83		1	C	"
3734	Chain, 8 mm., 62 links	IN.20091		C	"
1527	Chassis, switch, special	IN.20057		C	"
1552	Coupling assembly	IN.20010		C	"
1557	Drive, flexible	Hawkers and Sanders	IN.20034		C	"
1550	Holder, brush	IN.20125		C	"
1525	Holder, filament	Bulgin M.E. S.88			C	"
1526	Knob	Paignton K.S.3			C	"
1523	Meter, moving coil	100 ohms \pm 5% Taylor, Type 360/3			A	"
1556	Prodder, complete	IN.22831		C	"
1521	Potentiometer assembly, c/w gear	300 watts, 800 ohms, 6.1 amps.			B	"
	Resistors, bobbin wound:—					
1530	5 ohms	IN.20046/1	1	C	"
1531	10 ohms	IN.20046/2	1	C	"
1532	50 ohms	IN.20046/3	1	C	"
1533	375 ohms	IN.20046/4	2	C	"
1535	702.2 ohms	IN.20046/6	1	C	"
1536	80 ohms	IN.20046/7	1	C	"
1537	98 ohms	IN.20046/8	1	C	"
1538	127 ohms	IN.20046/9	1	C	"
1539	170 ohms	IN.20046/10	1	C	"

RESTRICTED
10

AIRCRAFT INSTRUMENT TEST EQUIPMENT, TOOLS, ACCESSORIES AND UNIT SERVICING SPARES

SECTION 6C—cont.

1	2	3	4	5	6	7
	CALIBRATOR, tachometer, Mark 2—cont.					
	Spares—cont.					
	Resistors, bobbin wound—cont.					
1540	237 ohms	IN.20046/11	1	C	each
1541	356 ohms	IN.20046/12	1	C	"
1542	592 ohms	IN.20046/13	1	C	"
1543	1181.8 ohms	IN.20046/14	1	C	"
1544	2375 ohms	IN.20046/15	1	C	"
1549	Spring, contact	IN.20126		C	"
1553	Spring, coupling	IN.20083		C	"
1554	Spring, hook wins	IN.20016-2		C	"
1524	Switch, push button			C	"
1545	Switch, 2-pole		1	C	"
1546	Switch, 2-pole			C	"
		Arrow, Type 3591			C	"
		Muirhead Type D-221-B/2			C	"
		Santon, Type LR/125K			C	"
623	CALIBRATOR, thermometer, Mark 1	Portable. Complete with case, transit and thermometer, precision, Ref. No. 9432934. For testing aircraft engine thermometers.			A	"
2387	CHAMBER, test	For time delay units. Naval aviation only ..	Bryans, D.20018.		A	"
684	CHAMBER, vacuum, Mark 6	For testing altimeters. Complete with case, transit.			A	"
	Accessories:—					
706	Panel, control		1	A	"
	Spares:—					
822	Adaptor		2	C	"
983	Case, transit		1	B	"
827	Connector		3	C	"
825	Connector assembly		3	C	"
817	Gasket, rubber, moulded		1	C	"
819	Glass, $\frac{3}{8}$ in.	Armour plated	1	C	"
820	Grommet	Cowes, Type G-12b	8	C	"

RESTRICTED

RESTRICTED
11

AIRCRAFT INSTRUMENT TEST EQUIPMENT, TOOLS, ACCESSORIES AND UNIT SERVICING SPARES

SECTION 6C—cont.

1	2	3	4	5	6	7
	CHAMBER, vacuum, Mark 6—cont.					
	Spares—cont.					
836	Knob, panel instrument assembly		1	C	each
832	Nipple	Control		8	C	"
818	Nipple, hose		1	C	"
833	Nut	Control panel		8	C	"
828	Nut, connector		3	C	"
824	Pad, friction		4	C	"
834	Panel, support assembly		1	C	"
826	Plug	Bulgin P.175		2	C	"
—	Plug, Type 558	Reference 10H/4006		2	C	"
835	Retainer, support assembly		8		each
—	Socket, Type R, No. 1	Reference 5CY/457		1		"
—	Switch, Type 241	Reference 10F/169		1		"
831	Valve, control	$\frac{1}{4}$ in. B.S.P. complete		1		each
1017	Valve, safety	Complete with Qty 1 each Ref. Nos. 6C/1018, 1021 and 1022.		1	C	"
	Spares:—					
1018	Nut, securing, special		1	C	"
1019	Spring		1	C	"
1020	Washer, steel cadmium plate, standard, 1 in. ..	With chamfer		1	C	"
1021	Washer, valve to chamber		1	C	"
1022	Washer, valve, internal		1	B	"
830	Valve, selector	3-way. Complete. For Ref. No. 706		1	C	"
—	Washer, fibre, jointing, thin, 0.52 in. int. dia, 0.75 in. ext. dia	Reference 28W/6718		4	—	—
823	Washer, insulating			C	"
829	Washer, $\frac{1}{4}$ in.	Lead			C	"
593	COLLIMATOR:—	Portable. For checking sextants, Mark 9 series	E. R. WATTS, 1325		A	"
	Accessories:—					
609	Case, transit			A	"
1650	Periscope, dummy	Used with Ref. No. 593. For servicing Periscopic Sextants, Mark 1A, and Mark 2 series.			A	"

RESTRICTED

RESTRICTED

AIRCRAFT INSTRUMENT TEST EQUIPMENT, TOOLS, ACCESSORIES AND UNIT SERVICING SPARES

SECTION 6C—cont.

1	2	3	4	5	6	7
	COLLIMATOR—cont.					
	Accessories—cont.					
1373	Platform, Mark 1	Used with Ref. No. 593. For servicing Periscopic Sextants, Mark 2 series.			A	each
1675	Platform, Mark 1A	Used with Ref. No. 593. For servicing Periscopic Sextants, Mark 1A.			A	"
3081	COLLIMATOR and Stand	For servicing Periscopic Sextants Mark 2 series.	KTQ 0207	1	A	"
	Accessories:—					
3083	Adaptor	KTQ 0209	1	A	"
3082	Stand, tilt	Complete with Ref. No. 3635.	KTQ 0208	1	A	"
3635	Box, connector		1	A	"
3172	COMPASS, absolute, Watts'			A	"
1265	COMPASS, datum	For Master Instrument Calibration	—	1	A	"
	Accessories:—					
1515	Case, carrying	—	1	A	"
1516	Tripod	—	1	A	"
	Spares:—					
2360	Cable release, Bowden, 18 in.	SC21-G1	1	C	"
2359	Compass system unit	SC21-C/OC	1	A	"
4538	Container, silicagel	S.F.102	1	C	"
					A	"
2024	COMPASS, landing medium	C/w case transit	CDA/2439	1	A	"
2025	Case, transit	CDA/2444	1	B	"
2026	Tripod	CDA/2443		A	"
2027	COMPASS, prismatic, pattern 2	C/w case, transit			A	"
	Accessories:—					
2028	Case, transit		1	B	"
2029	Tripod, pattern 41		1	B	"

RESTRICTED

RESTRICTED

AIRCRAFT INSTRUMENT TEST EQUIPMENT, TOOLS, ACCESSORIES AND UNIT SERVICING SPARES

SECTION 60—cont.

1	2	3	4	5	6	7
2001	COMPRESSOR, Mark 4	C/w vacuum pump			A	each
	Spares:—					
1931	Blade, rotor	Set of 4			C	set
1932	Cap, filler			C	each
1933	Coupling			C	"
1934	Fan, cooling			B	"
1935	Nozzle			B	"
1936	Rotor			C	"
4444	Seal, gils, Type 10005031	Weston & Co. A.1553		C	"
1940	Vacuum, gauge and adaptor			C	"
1939	Vacuum, non-return valve			C	"
1937	Valve, relief			C	"
1938	Washer			C	"
3234	CONDENSER, air, variable	Decade Type C.880		A	"
	Accessories:—	For local manufacture of test adaptor and cable				
3092	Plug, free	Cannon MC.12E.8.3PN	1	C	"
3090	Socket, fixed	MC.14H.8.3PN	1	C	"
3091	Socket, free	MC.11E.8.35N	1	C	"
3724	CONTROLLER, pressure	Naval aviation only	20079		A	"
3725	CONTROLLER, pressure	Naval aviation only	20080		A	"
3852	COVER, probe, A.D.D.	Naval aviation only	B.51/56290	1	A	"
1589	DESK, master stroboscopic	Naval aviation only			A	"
	Spares:—	Naval aviation only.				
1872	Bolt, "H" gear output, Bryans	1538/539		C	"
1873	Bolt, gear input and motor, Bryans	1538/598		C	"
1875	Capacitor, 250 mfd., Type L.38/1	With horizontal mounting clamp	Hunt, SJE.29		C	"

RESTRICTED

RESTRICTED

AIRCRAFT INSTRUMENT TEST EQUIPMENT, TOOLS, ACCESSORIES AND UNIT SERVICING SPARES

SECTION 6C—cont.

1	2	3	4	5	6	7
	DESK, master stroboscopic—cont.	Naval aviation only.				
	Spares—cont.					
1874	Condenser, 2 mfd., 230v.	With vertical base mounting clip. Dubilier-Nitrogel.			C	each
1876	Rectifier, standard telephone, Type 6/45/IW				C	"
1878	Seal, oil		Western W.13705037		C	"
1877	Switch, diamond "H"		76AC.35C		C	"
2395	DETECTOR, ice relay test rig	Naval aviation only	10.20Y/4553	1	A	"
	DEVICES:—					
	Counting	For air position indicators and air mileage units	T.N.17562		B	"
	Consisting of:—					
	Connector, mains input		HFD.11859B	1	C	"
1596	Control unit		101A/A5	1	A	"
1592	Gate, electronic		101A/A6	1	A	"
1593	Power unit and input decade		101A/A1	1	A	"
1590	Register, electro-mechanical		101A/A33	1	A	"
1594	Selector, decade		101A/A3	2	A	"
1591	Stand, end		101A/A8	1 pr.	A	pair each
1595						
603	Filling	For filling hydraulic type pressure-transmitting systems, complete with piping, flexible.			A	each
	Spares:—					
	Piping, flexible			1	C	"
612	Valve, pressure control			1	C	"
854					A	"
64 992	Timing	For air position indicators and air mileage units. Without stop-watches.			A	"
	Accessories:—					
—	Watch, stop, G.S., 1/5 second	Reference 6B/9101001		1	—	—
	or					
—	Watch, stop, Mark 3	Reference 6B/117		1	—	—
993	Torque testing	For air position indicators, Marks 1, 1A and 1B			A	each

RESTRICTED

RESTRICTED

AIRCRAFT INSTRUMENT TEST EQUIPMENT, TOOLS, ACCESSORIES AND UNIT SERVICING SPARES

SECTION 6C—cont.

1	2	3	4	5	6	7
	DISPLAYS:—	Naval aviation only.				
3610	Dummy	RE.0951		A	each
3611	Dummy	RE.0952		A	"
3612	Dummy	RE.0953		A	"
3613	Dummy	RE.0954		A	"
3614	Dummy	RE.0955		A	"
3615	Dummy	RE.0956		A	"
3616	Dummy	RE.0957		A	"
3617	Dummy	RE.0958		A	"
	Accessories:—	For Ref. Nos. 3610 to 3617				
3768	Case, transit	RE.1005		A	"
3618	Switch, motoring off	RE.0893		A	"
578	DRIVE, flexible	For pad (spigot) mounted generators. For use when testing American engine-speed indicators with British test equipment.			C	"
579	DRIVE, flexible	For screw-mounted generators. For use when testing American engine-speed indicators with British test equipment.			C	"
577	DRIVE, flexible	For mechanical engine-speed indicators. For use when testing American engine-speed indicators with British test equipment.			B	"
1694	DURATUBE, Microflex	Transparent, 4.5 mm. i.d. × 8.5 mm. o.d. × 36 in. long.	grade V.N.	—	C	length
	EXTRACTORS:—					
4094	Plug	Naval aviation only	CH.441-039		A	"
613	Pointer	General use for aircraft instruments	1269		C	"
	Accessories:—					
648	Plate, extractor	1269/101		C	"

RESTRICTED

RESTRICTED

AIRCRAFT INSTRUMENT TEST EQUIPMENT, TOOLS, ACCESSORIES AND UNIT SERVICING SPARES

SECTION 6C—cont.

1	2	3	4	5	6	7
	EXTRACTORS—cont.					
4100	Relay arm	} Naval aviation only	CH.441-032		A	each
4090	Relay valve guide		CHA.113973		A	"
4088	Solenoid valve guide		CHA.113968		A	"
4084	Stroke restrictor		CH.113966		A	"
	FIXTURES:—					
2785	Backlash, checking final assy.	Naval aviation only	NT.8140		A	"
3233	Cut-out, excess torque	1097/ITE		A	"
4085	Drill and reamer, mounting bracket assy.	Naval aviation only	CHA.113954		A	"
1965	Gyro balancing	Mark 17 Automatic Flight Control System.		1	A	"
	Spares:—	Naval aviation only.				
2543	Nut, locking	NDN/929/213	1	C	"
2542	Washer	NDN/929/211	1	C	"
	FLIGHT INSTRUMENT SYSTEM (CIVIL)					
	Comprising:—					
2185	Dial, calibration	376/TE	1	A	"
2187	Fixture, contact setting	416/TE	1	A	"
2186	Spanner, rotary switch, lock nut	417/TE	1	B	"
2073	Test-rig, instrument, bay servicing		1	A	"
	Including:—					
2052	Auto-pilot, dummy	397/2TE	1	A	"
2070	Console, S.F.S.	422/TE	1	A	"
2053	Junction box and cable harness	41 SFS	1	A	"
—	Milliammeter, 30-0-30	Ref. No. 2058		1	—	—
2071	Panel, switching, power supply	418/TE	1	A	each
—	Test set, aircraft system	Ref. No. 1835		1	—	—
2051	Tray, mounting, test, azimuth gyro	421/TE	1	A	each
2049	Tray, mounting, test, compass amplifier	419/TE	1	A	"
2050	Tray, mounting, test, gyro vertical	420/TE	1	A	"
2056	Voltmeter, phase sensitive	330/TE	1	A	"

RESTRICTED

RESTRICTED

AIRCRAFT INSTRUMENT TEST EQUIPMENT, TOOLS, ACCESSORIES AND UNIT SERVICING SPARES

SECTION 6C—cont.

1	2	3	4	5	6	7
	FLOWMETERS:—					
3161	Air, 2-25 cc./min.	Rotameter T.124		A	each
3204	Air, drallim, 25-500 c.c./min.			B	"
3205	Air, drallim, 500-5,000 c.c./min.			B	"
3162	Air, drallim, 5-50 litres/min.	G.167		A	"
3163	Air, drallim, 30-300 litres/min.	G.168		A	"
867	Air rotometer, Type 125	Naval aviation only		A	"
3150	Drallim, 25-500 c.c./min., oxygen	A6/169		B	"
3149	Drallim, 500-5,000 c.c./min., oxygen	A6/170		B	"
3159	Drallim, 5-50 litres/min.	A6/171		A	"
3160	Drallim, 30-300 litres/min., oxygen	B6/172		A	"
3126	Liquid oxygen system	WKA.26198		A	"
3158	Oxygen, 2-25 c.c./min.	Rotameter T.124		A	"
	FLOW TEST EQUIPMENT:—					
	Regulator, demand, oxygen pressure:—					
	Consisting of:—					
2125	Adaptor, oxygen metering tube	SM/24/58		B	"
475	Tester, flow, Mark 5*	In case, transit. Also for Regulators, oxygen, Marks 8C, 8D, 10, 10A, 11A and 11B.		A	"
	Spares:—					
761	Tube, glass, inner	C/w bobbin..		C	"
762	Tube, glass, outer		C	"
378-1308	Tube, metering	For testing Mark 17 series oxygen demand regulator.		C	"
	GAUGES:—					
2171	Differential pressure	0-50 p.s.i.		A	"
3127	Pressure, c/w flexible tube and adaptor	For liquid oxygen systems. Comet 4C		A	"
2787	Special, brake air gap	Naval aviation only		A	"
1210	Test	For low-pressure oxygen quick release sockets		C	"
—	Socket, quick release, Mark 9	Reference 6D/1652		—	—
—	Socket, quick release, Mark 10A	Reference 6D/1817		—	—

RESTRICTED

RESTRICTED

AIRCRAFT INSTRUMENT TEST EQUIPMENT, TOOLS, ACCESSORIES AND UNIT SERVICING SPARES

SECTION 6C—cont.

1	2	3	4	5	6	7
423	GAUGES—cont. Test, pressure, Mark 1	0/60 lb, 6 in. dia. To be used with oxygen only			B	each
2400	GENERATOR, time interval	Ericson 103A	1	A	"
	GUIDES:—	Naval aviation only.				
4092	Ram	CH.441-036		A	"
4082	Ram, backing ring	CH.441-037		A	"
4081	Ram, insertion	CH.111001		A	"
4083	Ram, seal	CH.441-038		A	"
	HYDROMETER SETS:—					
	Type A:—	For testing specific gravity of engine coolants.				
	Consisting of:—					
112	Case, carrying	Wood		1	B	"
114	Hydrometer	0.9/1.101 S.G.		1	C	"
113	Jar, glass		1	C	"
115	Thermometer, chemical	—10° C. to +60° C.		1	C	"
	Type B:—	For testing specific gravity of engine coolants.				
	Consisting of:—					
—	Case, carrying	Ref. No. 112		1	—	—
118	Hydrometer	1.020—1.140 S.G.		1	C	each
—	Jar, glass	Ref. No. 113		1	—	—
—	Thermometer, chemical	Ref. No. 115		1	—	—
	Type C:—	Syphon type. For testing specific gravity of engine coolants.				
	Consisting of:—					
631	Case, carrying	Wood		1	B	each
632	Hydrometer	1.020—1.070 S.G.		1	C	"
633	Syringe		1	C	"
634	Thermometer	—10° C. to +45° C.		1	C	"
965	Type D	0.700 to 1.000 S.G. For testing A.V.T.A.G. fuel			C	"

RESTRICTED

RESTRICTED

AIRCRAFT INSTRUMENT TEST EQUIPMENT, TOOLS, ACCESSORIES AND UNIT SERVICING SPARES

SECTION 6C—cont.

1	2	3	4	5	6	7
	HYDROMETER SETS—cont.					
	Type D—cont.					
	Accessories:—					
1230	Jar, trial, 2 in. × 12 in.			C	each
1224	Thermometer, 0—150° F.			C	"
1168	Type E	In padded case without N.P.L. certificates ..			B	"
	Spares:—					
	Hydrometers, I.P. Type 1:—	12 in. length.				
1169	0-600 to 0-650		1	C	"
1170	0-650 to 0-700		1	C	"
1171	0-700 to 0-750		1	C	"
1172	0-750 to 0-800		1	C	"
1173	0-800 to 0-850		1	C	"
1174	0-850 to 0-900		1	C	"
1175	0-900 to 0-950		1	C	"
1176	0-950 to 1-000		1	C	"
1177	1-000 to 1-050		1	C	"
1178	1-050 to 1-100		1	C	"
	Type F	For concentration check of H.T.P.				
	Consisting of:—					
2009	Hydrometer, density, 1-30 to 1-35		1	C	"
2010	Hydrometer, density, 1-35 to 1-40		1	C	"
2011	Jar, glass, hydrometer, 500 ml.		1	C	"
2012	Thermometer, spirit, 0° to 50° C.		1	C	"
	HYDROMETERS, S.G.:—					
1240	0-675 to 0-850	In divisions of 0-005. Applicable to Aviation Refuellers only.			B	"
2133	0-690 to 0-840	In divisions of 0-001. Aviation fuel testing ..		1	C	"
	Accessories:—					
2194	Case, transit	For Ref. Nos. 1240 and 2133			C	"
1325	Container, fuel sample	For Ref. No. 1240 only		1	C	"
1005	HYGROMETER, hair, Type P.H./1	For cocooning in aircraft in storage			B	"

RESTRICTED

RESTRICTED

AIRCRAFT INSTRUMENT TEST EQUIPMENT, TOOLS, ACCESSORIES AND UNIT SERVICING SPARES

SECTION 6C—cont.

1	2	3	4	5	6	7
3733	INDICATOR	Naval aviation	96TE		A	each
3996	INDICATORS:— Master	Smith/Waymouth. Naval aviation only. ..	QC.117	1	A	"
—	Revolution, Type A	Reference 1B/4486			—	—
3227	INSPECTION EQUIPMENT, aural diagnostic, Smith's Accessories:—	964/TE		A	each
4369	Card set	Britannia	X/301MPV/02	1	B	"
4370	Card set	X/302MPV/02	1	B	"
4371	Card set	X/303MPV/02	1	B	"
4366	Tape	X/301MPA/02	1	B	"
4367	Tape	X/302/MPA/02	1	B	"
4368	Tape	X/303/MPA/02	1	B	"
4377	Accessories:— Card set	Comet	X/401MPV/01	1	B	"
4378	Card set	X/402MPV/01	1	B	"
4379	Card set	X/403MPV/01	1	B	"
4380	Card set	X/404MPV/01	1	B	"
4381	Card set	X/405MPV/01	1	B	"
4372	Tape	X/401MPA/01	1	B	"
4373	Tape	X/402/MPA/01	1	B	"
4374	Tape	X/403MPA/01	1	B	"
4375	Tape	X/404MPA/01	1	B	"
4376	Tape	X/405MPA/01	1	B	"
2164	INTROSCOPE, Foster	Handley Page 80664P	—	A	"
2459	JIG	For Actuator (Reference 6T/3626). Naval aviation only.	TR.2117	1	A	"
3188	JIG, throttle actuator load	For hydraulic console unit (Ref. No. 2148) ..	3D/1292/A1	1	A	"

RESTRICTED

RESTRICTED

AIRCRAFT INSTRUMENT TEST EQUIPMENT, TOOLS, ACCESSORIES AND UNIT SERVICING SPARES

SECTION 6C—cont.

1	2	3	4	5	6	7
	JIG AND TOOL SET:—	For special equipment.				
	Consisting of:—					
1461	Jig		1	A	each
1226	Spanner, large screw..		1	A	"
1227	Spanner, small screw		1	B	"
	JIG-PLATES, M.R.G.:—					
2157	Aft	IN.42224		B	"
2156	Forward	IN.42223		B	"
	KEYS:—	Comet 4C				
3191	Extractor	A.74699		B	"
3192	Test	B.74435		B	"
4188	LEAD, adaptor	Wessex. Naval aviation only	KG.0-1		A	"
	LEADS, adaptor:—	Naval aviation only.				
3626	5/7/12 pole	TG/64/185-1	1	C	"
3624	6/12 pole	For control boxes, Types A and B	TG/64/208-1		C	"
3632	12/12 pole	For artificial horizons, Mk. 6H, 6J, 6K and 6L.	TG/64/226		C	"
3630	12/14 pole	For artificial horizons, Mk. 6E	TG/64/184		C	"
3625	12/18 pole	For control boxes, Types A and B	TG/64/208-2		C	"
3629	12/18 pole	For control inverter box, Type E	TG/64/219-2	1	C	"
3628	12 pole/open	For control inverter box, Type E	TG/64/219-1	1	C	"
3627	14/18 pole	For control inverter box, Type E	TG/64/185-2	1	C	"
3633	18/18 pole	For testing Ref. No. 2046	TG/64/183	1	C	"
3631	18/24 pole	For artificial horizon, Mk. 6E	TG/64/209	1	C	"
	Spares:—	For Ref. Nos. 3624 to 2633 inclusive.				
4189	Cap, protective	17530-15	1	C	"
4190	Cap, protective	17530-17	1	C	"
4191	Cap, protective	17530-20	1	C	"
152	LENS, magnifying	Battery type. In leather case, c/w Reference 5L/9951156			C	"

RESTRICTED

RESTRICTED

AIRCRAFT INSTRUMENT TEST EQUIPMENT, TOOLS, ACCESSORIES AND UNIT SERVICING SPARES

SECTION 6C—cont.

1	2	3	4	5	6	7
	LENS, magnifying—cont.					
	Accessories:—					
—	Battery, primary, dry, 1½ V., No. 16	Reference 5J/9101139. For temperate or tropical climates.		1	—	—
2155	MAGNET, power, eclipse, Type C	For testing G. safety circuit of mach trim. Vulcan Mk. 2.			C	each
2742	MANOMETER, master	C/w scale and verniers. Naval aviation only ..	Bryons Cat. No. 1909	1	A	"
	Spares:—					
4878	Cursor		1403/566	1	C	"
4879	Cursor, back plate		1403/567	1	C	"
4874	Filter		1360/566	1	C	"
4869	Float assembly		1403/11	1	C	"
4872	Housing, filter		1403/571	1	C	"
4868	Plunger, seating assembly		1403/4	1	C	"
4881	Spirit level		E.1652/GA	1	C	"
4875	Thermometer		E.1652/GA	1	C	"
4080	Tube, glass		1652/503	1	C	"
4877	Tube, sighting		1403/18	1	C	"
4880	Tubing assembly		B.1652/2	1	C	"
4870	Washer, sealing		1403/561	1	C	"
4873	Washer, sealing		1403/590	1	C	"
4871	Washer, sealing tube		1403/569	1	C	"
1829	MANOMETER, quick reference, 0-30 in. and valve unit (special):—		1674		A	"
	Accessories:—					
1830	Scale, p.s.i.	Naval aviation only	1699	1	C	"
	Spares:—					
2243	Bung, overflow jar		2000/526	1	C	"
1220	Hose, P.V.C., ¼ in. i/d × ¾ in. o/d			5 ft	C	ft
2981	Jar, overflow		2000/3	2	C	each
					A L	168

RESTRICTED

RESTRICTED

AIRCRAFT INSTRUMENT TEST EQUIPMENT, TOOLS, ACCESSORIES AND UNIT SERVICING SPARES

SECTION 6C—cont.

1	2	3	4	5	6	7
	MANOMETER, quick reference, 0-30 in. and valve unit (special)—cont.					
	Spares—cont.					
2246	Ring, sealing	Hall & Hall O.S.9	1	C	each
2242	Tube, glass, overflow jar	2000/525	2	C	"
2241	Tube, manometer	1674/520/1	1	C	"
2244	Valve, control assy.	1733	2	A	"
2245	Washer, sealing, cistern	1674/603/2	1	C	"
3394	MASK, therapeutic, oxygen flow test	WLA.29814	-	A	"
382	MERCURY, loose			C	lb
4320	METER, 60-0-60	Naval aviation only	SK.7464-645	-	A	"
4319	METER, special	Naval aviation only	SK.7464-643		A	"
	METERING UNITS:—	Naval aviation only.				
	Indicators, rate of climb:—					
1159	Mark 1C(P), fluorescent	SA.18737		A	each
1160	Mark 3A(P), fluorescent	SA.18738		A	"
865	MICROMANOMETER, null reading, Mark 1	C/w case, transit (Ref. No. 1003)			A	"
	Spares:—					
4928	Arm, lifting cistern	IN.16967	1	C	"
1003	Case, transit		1	B	"
	Cell drying assembly:—					
1110	Cap, drying cell		1	C	"
1242	Limit, reading, glass		1	C	"
1109	Nipple, cap end		1	C	"
1114	Nut, securing cap end nipple		1	C	"
5035	Plug, bottom drying cell	IN.16972/2	1	C	"
1112	Plug, drying cell		1	C	"
1004	Plug, rubber	For glass tube		2	C	"

RESTRICTED

RESTRICTED
24

AIRCRAFT INSTRUMENT TEST EQUIPMENT, TOOLS, ACCESSORIES AND UNIT SERVICING SPARES

SECTION 6C—cont.

1	2	3	4	5	6	7
	MICROMANOMETER, null reading, Mark 1—cont.					
	Spares—cont.					
	Cell drying assembly—cont.					
—	Silica gel, indicator type	Reference 33C/790		4 oz	—	—
1113	Tap		1	C	each
1111	Tube, glass	1 in. bore, 1.09 in. o/d × 11.2 in. long		1	C	..
4924	Tube, outer, drying cell	IN.16971	1	C	..
4927	Cistern, mercury	IN.16943	1	C	..
	Connectors:—					
1127	Tubing, rubber, $\frac{3}{8}$ in. i/d × $\frac{7}{16}$ in. o/d, 2 in. lengths	Cistern to reading limb		1	C	..
1126	Tubing, rubber, $\frac{1}{2}$ in. i/d × $\frac{7}{16}$ in. o/d, 16 in. lengths.	Drying cell to overflow reservoir, and overflow reservoir to reading limb.		2	C	..
	Filter assembly:—					
1119	Body, filter		1	C	..
1118	Cap, filter		1	C	..
1117	Disc, gauge		2	C	..
1116	Pad, felt	$\frac{5}{16}$ in. o/d × $\frac{1}{2}$ in. thick		1	C	..
1115	Tap		1	C	..
1120	Washer, neoprene	$\frac{1}{2}$ in. o/d × $\frac{11}{32}$ in. i/d × $\frac{1}{16}$ in. thick		1	C	..
4919	Pillar, central	IN.16939	1	C	..
4918	Plug, filter	IN.16947/1	1	C	..
4922	Plunger, detent, spring loaded	IN.16948/2	1	C	..
4916	Reservoir, overflow	IN.16960/1 & 2	1	C	..
4921	Ring, locking (for adjuster)	IN.16951/2	1	C	..
4920	Scale bar (square section)	IN.16941	1	C	..
1125	Screw, levelling		3	C	..
	Thermometer and carrier assy.:—					
1121	Clip, spring, securing thermometer		2	C	..
1124	Screw, 8BA × $\frac{1}{4}$ in.		3	C	..
1122	Thermometer, mercury, 0–50° C.	6 in.		1	C	..
1123	Tube, rubber, $\frac{1}{4}$ in. i/d × $\frac{1}{4}$ in. o/d × $\frac{1}{4}$ in. long	Supporting thermometer		1	C	..
4926	Tube, eye piece, complete	IN.16955–16959	1	C	..
4923	Tube, main support	IN.16934/506	1	C	set
4917	Vernier, pressure	IN.16942/1	1	C	each
					A/L	168

RESTRICTED

RESTRICTED

AIRCRAFT INSTRUMENT TEST EQUIPMENT, TOOLS, ACCESSORIES AND UNIT SERVICING SPARES

SECTION 6C—cont.

1	2	3	4	5	6	7
2058	MILLIAMETER, 30-0-30	For compass swinging, etc.	KTQ-0115	1	A	each
4095	PAD, split, solenoid valve	Naval aviation only	CH.114-32		A	"
1966	PANEL, control, inert gas charging	Naval aviation only	1805		A	"
1881	PANEL, test	Naval aviation only	1345		A	"
	Spares:—					
2259	Resistance, Type T.25	G2 (3 gang), 120 ohms	Berco	1	A	"
2260	Switch, selector	Walter 40/3439	1	C	"
2261	Switch, selector	Walter 40/3440	1	C	"
2262	Switch, selector	Walter 40/3441	1	C	"
4531	PANEL, test, height lock transducer	Buccaneer. Naval aviation only	81-12-03-000	1	A	"
1976	PERISCOPE, calibrating	For G 5 ft. compass. Naval aviation only			A	"
2784	PERISCOPE, compass testing	Buccaneer. Naval aviation only			A	"
2322	PIN, gimbal locking	Naval aviation only	ED.10870		A	"
2017	POWER CONTROL UNIT			A	"
	Accessories:—					
3138	Cable assy.	For Nav. display indicator	LND.A.1121/1	1	A	"
3139	Cable assy.	For Nav. display repeater	LND.A.1122/1	1	A	"
3140	Cable assy.	For altitude indicator F.4	LND.A.1123/1	1	A	"
3141	Cable assy.	For detector unit, Type C	LND.A.1124	1	A	"
3142	Cable assy.	For test sets, Types 6A and 6C	LND.A.1125	1	A	"
3143	Cable assy.	For amplifier	LND.A.1047/1	1	A	"
3144	Cable assy.	For offset computer	LND.A.1048/1	1	A	"
3145	Cable assy.	For M.R.G.	LND.A.1056	1	A	"
3148	Cable assy.	For test sets, Types 4B and 6D	LND.A.1085	1	A	"
3146	Cable assy. extension	For vertical gyro, Type A	LND.A.1065	1	A	"
2864	Cable, harness	Naval aviation only	LND. 1049	1	C	"
2863	Frame, mounting	Naval aviation only	LND.1243	1	A	"

RESTRICTED

RESTRICTED

AIRCRAFT INSTRUMENT TEST EQUIPMENT, TOOLS, ACCESSORIES AND UNIT SERVICING SPARES

SECTION 6C—cont.

1	2	3	4	5	6	7
	POWER CONTROL UNIT—cont.					
	Spares:—					
—	Capacitor, 0-05 mfd.	Reference 10C/0115554		1	—	—
—	Fuse link, 2 amp.	Reference 10H/0590110		2	—	—
—	Fuse link, 5 amp.	Reference 10H/0590112		4	—	—
—	Fuse unit, 7 amp.	Reference 10H/0590100		1	—	—
3891	Lamp, neon, 95 V., D.C., MCC Cap	Kelvin & Hughes ZV.4540	1	C	each
—	Lamp, signal, water, clear	Reference 5CX/557		1	—	—
—	Meter, frequency	Reference 5Q/1003731		1	—	—
—	Meter, moving iron, 0-150 V., to RCS-231	Reference 5Q/		1	—	—
—	Plug, 8 pole	Reference 10H/9726831		1	—	—
—	Plug, fixed, 6 pole	Reference 10H/0560080		1	—	—
—	Resistor, 27 ohms	Reference 10W/0241062		1	—	—
—	Resistor, 12 K ohms	Reference 10W/0111484		1	—	—
—	Resistor, 150K ohms	Reference 10W/0223060		2	—	—
—	Rheostat, 10 ohms, 20% 167W.	Reference 5CZ/7420		1	—	—
—	Socket, fixed, 6 pole	Reference 10H/0560260		1	—	—
4302	Socket, jack	Naval aviation only	LGG5-A1095	1	C	each
—	Variac, 2 gang, 115 V., 400 c/s	Reference 5CZ/7421		1	—	—
—	Voltmeter, 0-50 V., D.C.	Reference 5Q/13448		1	—	—
3228	PUMP, high vacuum, aneroid testing	E.S. 35	—	A	each
3370	PUMP, high vacuum, aneroid testing	Modified for use with oxygen			A	"
	Spares:—	Applicable to Ref. Nos. 3228 and 3370 unless otherwise stated				
42 1485	Belt, driving	H.380-25	1	C	"
4719	Cap, coupling	A.906-60	1	C	"
4723	Cap, end, sight glass	A.906-58	2	C	"
4727	Filter assembly	A.906-24	2	C	"
4714	Gasket, oilbox	A.906-30	1	C	"
4725	Glass, sight	A.906-59	1	C	"
29 1495	Pin, blade, spring securing	A.703-19	2	C	"

RESTRICTED

RESTRICTED

AIRCRAFT INSTRUMENT TEST EQUIPMENT, TOOLS, ACCESSORIES AND UNIT SERVICING SPARES

SECTION 6C—cont.

1	2	3	4	5	6	7
	PUMP, high vacuum, aneroid testing—cont. Spares—cont.	Applicable to Ref. Nos. 3228 and 3370 unless otherwise stated				
4724	Ring, sealing, sight glass	VOR-107	2	C	each
4728	Ring, sealing, tailpiece	VOR-119	1	C	"
4716	Seal, ballast	A.906-55	1	C	"
4682	Seal, ballast, Viton	For conversion of Ref. No. 3228 to Ref. No. 3370	A.906/55	1	C	"
4717	Seal, filter	A.906-42	1	C	"
4722	Seal, nozzle	A.908-77	1	C	"
4720	Seal, oil	A.906-16	1	C	"
4715	Seal, plug	A.980-83	1	C	"
4721	Seal, plug, 1/8 in. B.S.P.	A.1403-77	2	C	"
4681	Seal, rubber (viton), Wilson	For Ref. No. 3370 only		1	C	"
4713	Seal, shaft	For Ref. No. 3228 only	A.906-28	1	C	"
4718	Spring, ballast	A.906-49	1	C	"
4709	Spring, blade	M12-2	2	C	"
4712	Spring, distributor	A.906-22	1	C	"
4726	Spring, pressure relief	M12-36	1	C	"
4710	Valve, discharge	For Ref. No. 3228 only	A.906-19	1	C	"
4748	Valve, discharge (viton)	For Ref. No. 3370 only		1	C	"
4711	Valve, oil distributor	For Ref. No. 3228 only	A.906-21	1	C	"
4680	Valve, oil distributor (viton)	For Ref. No. 3370 only		1	C	"
	PUMPS:—					
3726	Vacuum	Naval aviation only.	20082		A	"
3727	Vacuum	Naval aviation only	20083		A	"
	Spares:—					
4937	Valve.. .. .	For Ref. Nos. 3726 and 3727	173122	1	C	"

RESTRICTED

RESTRICTED
28

AIRCRAFT INSTRUMENT TEST EQUIPMENT, TOOLS, ACCESSORIES AND UNIT SERVICING SPARES

SECTION 6C—cont.

1	2	3	4	5	6	7
2804	PUMP UNIT, motorised	For Pitot static Test Sets on Sea Vixen and Buccaneer.	20003		A	each
	PUNCHES:—					
3586	Bearing	CH.121878		A	"
3585	Cover plate dowel	CH.121099		A	"
3587	Dowel	CH.121879		A	"
109	PYROMETER, sentinel	Melting point 650° C.			C	"
3040	REGULATOR, pressure	For use on Test Rig, demand emergency oxygen equipment, and also when testing liquid oxygen systems.	L15-OX	1	A	"
2385	RIG, sealing, M.R.G.	Naval aviation only.	R.A.E.IN 40204		A	"
851	ROTAMETER	Calibrated with scale 50-500 gallons per hour. Naval aviation only.			A	"
	Accessories:—					
	Chart, correction:—	Naval aviation only.				
853	Paraffin			C	"
1043	Pool distillate liquid			B	"
	Spares:—					
852	Flowmeter glass and float	Naval aviation only			B	"
3358	ROTAMETER, 100 to 800 lbs./hr.	Type 125	—	A	"
2008	SCALE, weighing, semi-automatic:—	C/w weights (Ref. Nos. 2467-2472 incl.). For weighing CO ₂ cylinders and methyl-bromide fire extinguishers.			A	"
	Accessories:—					
2472	Weight, flat iron, ½ lb.		1	C	"
2471	Weight, flat iron, 1 lb.		1	C	"
2470	Weight, flat iron, 2 lbs.		1	C	"

RESTRICTED

28A

RESTRICTED

2

AIRCRAFT INSTRUMENT TEST EQUIPMENT, TOOLS, ACCESSORIES AND UNIT SERVICING SPARES

SECTION 6C—cont.

1	2	3	4	5	6	7
	SCALE, weighing, semi-automatic—cont.					
	Accessories—cont.					
2469	Weight, flat iron, 4 lbs.			2	C each
2468	Weight, iron bar, 7 lbs.			1	C "
2467	Weight, iron bar, 14 lbs.			1	C "
3774	SCREEN, M.U., metal	Buccaneer, Naval aviation only.	TG/64/324		A "
2774	SIMULATOR, navigation display	Buccaneer, Naval aviation only	7B3/88/5031		A "

RESTRICTED

RESTRICTED

28B

AIRCRAFT INSTRUMENT TEST EQUIPMENT, TOOLS, ACCESSORIES AND UNIT SERVICING SPARES

SECTION 6C—cont.

1	2	3	4	5	6	7
	SIMULATOR UNITS:—	For testing Pacitor fuel contents gauges.				
1193	No. 1	For Varsity aircraft			A	each
1194	No. 2	For Venom aircraft Naval aviation only.			A	"
1449	Fuel tank	For Gannet, A/S, Mark 1 and T.2			A	"
1451	Fuel tank	For Sea Balliol			A	"
1453	Fuel tank	For Sea Vampire, Mark 22			A	"
1450	Fuel tank	For Sea Venom, Mark 20 and 21			A	"
1452	Fuel tank	For Wyvern			A	"
	SLOPE ASSESSORS:—					
2144	Mach trim	Victor B, Marks 1 and 1A			A	"
2211	Mach trim	Victor B, Mark 2			A	"
2145	Mach trim	Vulcan B, Mark 1, Pre-mod. 341			A	"
2167	Mach trim	Vulcan B, Mark 1, Post-mod. 341			A	"
2210	Mach trim	Vulcan B, Mark 2			A	"
	SPANNERS:—	Naval aviation only.				
4098	Box, relay arm belt	CH.441-033		A	"
4099	Box, solenoid valve adjusting screw	CH.441-034		A	"
2193	STAND, compass detector	IN.43179		A	"
1500	STAND, test, bombsight gyro	Required to verify performance of gyroscopes incorporated in T.3 and T.4 bombsights.			A	"
	Spares:—					
1605	Adaptor, push fit	B1533/522	1	C	"
1603	Adaptor, 8-32 NC3 thread	B1533/522	1	C	"
1604	Adaptor, 10-32 NF3 thread	B1533/522	1	C	"
1598	Mirror assembly	B1533/3	1	C	"
1599	Optical unit assembly	B1533/4	1	C	"
1602	Screw, special, instrument fixing	A1533/530	1	C	"
1600	Screw, special, lampholder fixing	A1533/521	1	C	"
1601	Spring, coiled	A1533/514	1	C	"

RESTRICTED

RESTRICTED

AIRCRAFT INSTRUMENT TEST EQUIPMENT, TOOLS, ACCESSORIES AND UNIT SERVICING SPARES

SECTION 6C—cont.

1	2	3	4	5	6	7
2333	STROBODINE Balancing Machine, Type S.H.3 ..	C/with adaptor for use up to 3 in. wheels. Naval aviation only.		1	A	each
1960	STROBOSCOPE, high power, Type 3D	200/250 volts, 50 cycles, portable. Naval aviation only.			A	"
1456	Spares:— Lamp, discharge	Siemens, Type S.G.E.14			C	"
2098	SUB-TABLE, slow speed	C/w adaptor plate and cable gantry	1725	1	A	"
	Components:—					
3086	Adaptor, plate	C.1725/7	1	A	"
3088	Base, magnetic	Baty model No. 5	1	A	"
	Accessories:—					
3855	Dial, test indicator	AL.1	1	B	"
3087	Cable, gantry	C/1725/6	1	A	"
2041	SWITCH, motoring off (M.R.G.)		1	B	"
165-474	SYLPHON	For testing bomb sights, Mark 14 and T.I series and units air mileage, Marks 1 and 2.			A	"
790	TABLE, gyro instrument, test, Mark 4	Complete with transit case, Ref. No. 984 ..			A	"
	Accessories:—					
868	Adaptor, suction	For use when testing suction driven instruments		1	A	"
	Spares:—					
—	Gauge, suction, Mark 2, fluorescent	Reference 6A/2696		1	—	—
863	Mounting panels, adaptors and case set	Qty. 2 each of Ref. Nos. 856, 857, 858, 859, 860, 861, 862, 871, 1010, 1011, and qty. 4 each of Ref. Nos. 672, 679, 1012, 1013, in case (Ref. No. 991).		1	B	set
	Spares:—					
	Adaptors:—					
859	Compass G.4B		2	C	each

RESTRICTED

RESTRICTED

AIRCRAFT INSTRUMENT TEST EQUIPMENT, TOOLS, ACCESSORIES AND UNIT SERVICING SPARES

SECTION 6C—cont.

1	2	3	4	5	6	7
	TABLE, gyro instrument, test, Mark 4—cont.					
	Accessories— <i>cont.</i>					
	Mounting panels, adaptors and case set—cont.					
	Spares— <i>cont.</i>					
	Adaptors— <i>cont.</i>					
860	Compass G.4F		2	C	each
861	Horizon, artificial, Mark 3		2	C	"
862	Indicator, turn and slip		2	C	"
991	Case, wooden		1	B	"
	Panels, mounting:—					
856	Compass, G.4B and G.4F		2	C	"
1011	Compass, gyrosyn, G.2		2	C	"
857	Horizon, artificial, Mark 3		2	C	"
1010	Horizon, artificial, H.3 (U.S.A.)		2	C	"
858	Indicator, turn and slip		2	C	"
871	Indicator, turn and slip, Mark 1A, and directional gyro, Mark 1 and 1A.		2	C	"
	Spares:—					
	Body, main:—					
666	Feet, levelling		3	C	"
—	Fuse-link	Reference 10H/0590110		3	—	—
	Fuses:—					
—	Type 5	Reference 10H/9613		1	—	—
—	Type 49	Reference 10H/525		1	—	—
—	Holder, fuse, Type 13	Reference 10H/376		6	—	—
799	Motor and gearbox assembly		1	A	each
	Spares:—					
800	Disc, friction and rack assembly		1	C	"
	Spares:—					
1031	Disc, friction		2	C	"
1032	Plate and friction spring assembly		1	C	"
—	Plug, Type 292	Reference 10H/1095		1	—	—
—	Socket, Type 349	Reference 10H/2057		1	—	—
984	Case, transit		1	B	each

RESTRICTED

RESTRICTED

AIRCRAFT INSTRUMENT TEST EQUIPMENT, TOOLS, ACCESSORIES AND UNIT SERVICING SPARES

SECTION 6C—cont.

1	2	3	4	5	6	7
	TABLE, gyro instrument test, Mark 4—cont.					
	Spares—cont.					
1029	Clock, auto-reversing	Complete		1	A	each
	Spares:—					
663	Glass		1	C	"
1030	Seal, rubber	For Ref. No. 663		2	C	"
2340	Switch, micro	1330/19	1	C	"
661	Switch, push button assembly		1	C	"
	Nuts, locking:—					
672	2BA		12	C	"
1012	4BA		12	C	"
	Panel, control:—					
—	Ammeter, moving coil, 0–1 amp. A.C.	Reference 5Q/25117		1		
—	Ammeter, moving coil, 0–1 amp. D.C.	Reference 5Q/25118		1		
1041	Knob	For Resistors, variable		3	C	each
4134	Knob	For Ref. No. 1037	1191/A.71BS	1	C	"
	Resistors:—					
1040	Fixed, 47 ohms		1	C	"
1039	Fixed, 400 ohms		3	C	"
1035	Variable		1	C	"
1036	Variable	Three-gang		1	C	"
	Switches:—					
1038	6-pole, 4-way, non-shorting		1	B	"
1037	Diamond H	Type 75 A.C., 15C.. .. .		2	C	"
—	Type 241	Reference 10F/169		1		
	Voltmeters:—					
1034	50 v, D.C.		1	C	each
1033	150 v, A.C.		1	C	"
	Screws, instrument fixing:—					
679	2BA		12	C	"
1013	4BA		12	C	"
	Table top:—					
1024	Bracket, instrument mounting		2	C	"
1027	Brush and holder assembly		1	C	"

RESTRICTED

RESTRICTED

AIRCRAFT INSTRUMENT TEST EQUIPMENT, TOOLS, ACCESSORIES AND UNIT SERVICING SPARES

SECTION 6C—cont.

1	2	3	4	5	6	7
	TABLE, gyro instruments test, Mark 4—cont.					
	Spares—cont.					
	Table top—cont.					
678	Buffer, rubber	For Ref. No. 1024		2	C	each
—	Cable, electric, trivin 4	Reference 5E/2112		3 ft.	—	—
				6 in.		
1028	Contact and holder assembly		1	C	each
1026	Plug, adaptor, electrical		2	C	"
1025	Screw, securing mounting bracket		8	C	"
-1566	TABLE, gyro instrument test, Mark 4A			A	"
	Accessories:—					
1810	Bracket, mounting	For testing Mark 12 automatic pilots			A	"
2939	Cable, gyro unit	3C/7274	1	C	"
	Spares:—					
2451	Box, reversing, indicator	R.355	1	C	"
2452	Drive, flex, 2 ft. long	A.T.F.1208	1	C	"
2453	Indicator, revolution, 6 in. dial	A.T.C.R.4042	1	A	"
2454	Motor and gearbox assembly	D.1330/54	1	A	"
2078	TABLE, gyro instrument test, Mark 4B	Applicable to Javelin aircraft only			A	"
2135	TABLE, gyro instrument test, Mark 6		1	A	"
	Accessories:—					
3157	Adaptor, mounting plate	For Gnat gyro unit	IN.46341	1	A	"
3170	Case	For Ref. No. 2135		1	A	"
	Spares:—					
2992	Belt, o.d. 3¼ in. x i.d. 3 in.	IN.40387	1	C	"
2993	Brush assembly, A and B	IN.36260	4	B	"
2982	Brush assembly, C	IN.36260	1	B	"
2986	Brush, carbon	Klaxon, EKU.804	2	C	"

RESTRICTED

RESTRICTED

AIRCRAFT INSTRUMENT TEST EQUIPMENT, TOOLS, ACCESSORIES AND UNIT SERVICING SPARES

SECTION 6C—cont.

1	2	3	4	5	6	7
	TABLE, gyro instrument test, Mark 6—cont.					
	Spares—cont.					
—	Cap, fuse holder	Reference 10H/0590171		1	—	—
		Reference:—				
—	Carrier, fuse for 10H/0591056	10H/0590011		1	—	—
2999	Clip, prism, retaining	IN.40397	2	C	each
2988	Control, voltage (Rotary Transe), Type 41A		1	C	"
2997	Flexible shaft assembly, 15 in.	375961	1	C	"
—	Fuseholder	10H/0590170		1	—	—
—	Fuse unit	10H/0591056		1	—	—
2994	Gear box assembly, right angle	IN.36256	1	A	each
2995	Gear box assembly (clutch), right angle	IN.41060	1	A	"
2991	Indicator, tacho	IN.40383	1	A	"
—	Lamp, signal, red	14B/3575		1	—	—
2996	Level, spirit, Type Q	Hilger and Watts, SE.5.	2	C	each
—	Link, fuse, 40 milliamps	10H/0590108		1	—	—
—	Link, fuse, 400 milliamps	10H/0590137		1	—	—
2984	Nut, locking, brush assembly	IN.36229	1	C	each
—	Plug, Mark 4, 25 pole	10H/0560200		1	—	—
—	Plug, Mark 4, 25 pole	10H/0560400		1	—	—
—	Plug, Mark 4, 12 pole	10H/0560154		1	—	—
—	Plug, 2 pin, Type 316	10H/1261		1	—	—
—	Plug, 3 pin, Type 292	10H/1095		1	—	—
2989	Prism	IN.40396	1	C	each
2983	Ring, clamping, brush assembly	IN.36297	1	C	"
2985	Ring, insulating, brush assembly	IN.36306	3	C	"
—	Socket, Mark 4, 25-pole	10H/0560220		1	—	—
—	Socket, Mark 4, 25-pole	10H/0560380		1	—	—
—	Socket, 2-pin, Type 293	10H/1419		1	—	—
—	Socket, 3 pin, Type 237	10H/1094		1	—	—
2987	Spring assembly, clutch	IN.41061	1	C	each

RESTRICTED

RESTRICTED

AIRCRAFT INSTRUMENT TEST EQUIPMENT, TOOLS, ACCESSORIES AND UNIT SERVICING SPARES

SECTION 6C—cont.

1	2	3	4	5	6	7
	TABLE, gyro instrument test, Mark 6—cont.					
	Spares—cont.	Reference:—				
—	Switch	10F/0510578	—	1	—	—
2998	Switch, rotary, 3 pole, 4 throw	Santon, SR— 139D.	1	C	each
1695	TABLE, gyro test	IN.32735	1	A	"
	Spares:—	References:—				
—	Cap, knob retaining	10AK/0970184		1	—	—
—	Fuse, 1 amp	10H/9613		2	—	—
—	Holder, fuse	10H/0590100		2	—	—
—	Jack, Type 15	10H/694	—	4	—	—
—	Knob, potentiometer	10AK/0970186	—	1	—	—
—	Level, spirit	9/567	—	2	—	—
—	Plug, 4-way (Orientation "O")	10H/0560070	—	1	—	—
—	Plug, fixed, style PRI.A	10H/0540151	—	2	—	—
—	Potentiometer, 100 K ohms	10W/0272557		1	—	—
—	Resistor, wirewound, RWV.4K, 10 K ohms	10W/0244097	—	2	—	—
—	Resistor, wirewound, RWV.4K, 15 ohms	10W/0244113	—	2	—	—
—	Socket, fixed, 12 way (Orientation "2")	10H/2560332	—	1	—	—
—	Socket, fixed, 25 way (Orientation "O")	10H/0560380		1	—	—
2436	Spring, compression	IN.32801	1	C	each
2435	Spring, tension	IN.32800	2	C	"
—	Switch, D.P. on/off	10F/0510302		1	—	—
—	Switch, S.P. on/off	10F/0510300		1	—	—
—	Terminal, black	10H/21178		1	—	—
—	Terminal, red	10H/23159		1	—	—
1501	TABLE, precision rotary surface	1532 GA	1	A	each
	Accessories:—					
1502	Stand, pedestal	For surface tables		1	A	"
						A/L. 157

RESTRICTED

RESTRICTED

AIRCRAFT INSTRUMENT TEST EQUIPMENT, TOOLS, ACCESSORIES AND UNIT SERVICING SPARES

SECTION 6C—cont.

1	2	3	4	5	6	7
	TABLE, precision rotary surface—cont.					
	Spares:—					
1607	Bolt clamp assembly	C1532/3	1	C	each
1608	Level, spirit	Hilger & Watts type M		1	C	"
1606	Toggle lock assembly	C1532/2	1	C	"
4202	TABLE, tilt	Naval aviation only	TT.3000	1	A	"
	TACHOMETERS:—					
3164	Precision, portable, 3 phase	SA.509		A	"
3201	Single, phase, portable			A	"
3178	TEST-BATH, calor gas heated	For Flamestat switches	PTR-634		A	"
	Spares:—					
4289	Thermometer, precision, 200° to 400°C		1	C	"
	TEST-BENCH CABLE HARNESS:—					
	Automatic Pilot's, Mark 10:—					
	Comprising:—					
	Cables, amplifier:—	<i>Length</i> <i>Core</i>				
1254	Aileron, servomotor	8 ft. 12			C	"
1261	Bombing, coupling unit	4 ft. 25			C	"
1263	Bombing, coupling unit	4 ft. 25			C	"
1250	Condenser unit	5 ft. 6			C	"
1257	Controller, second pilots'	5 ft. 6 in. 12			C	"
1255	Elevator, servomotor	8 ft. 12			C	"
1260	Gyro unit (G.1)	15 ft. 25			C	"
1252	Gyro unit (G.2)	15 ft. 12			C	"
1249	Heading selector	4 ft. 6 in. 6			C	"
1248	Power, supply	15 ft. 5. Also for Type S.E.P.2.			C	"
	Spares:—					
2605	Cable	Amplifier J1 to heading selector H.52	EAP.1646/1	1	B	"
2606	Cable	Flight panel or central controller P to Amplifier J3.	EAP.1646/3	1	B	"

RESTRICTED

36
RESTRICTED

AIRCRAFT INSTRUMENT TEST EQUIPMENT, TOOLS, ACCESSORIES AND UNIT SERVICING SPARES

SECTION 6C—cont.

1	2	3	4	5	6	7
	TEST-BENCH CABLE HARNESS—cont.					
	Automatic Pilot's, Mark 10—cont.					
	Comprising—cont.					
	Cables, amplifier—cont.					
	Power, supply—cont.					
	Spares—cont.					
2607	Cable	Amplifier J4 to Gyro unit G2 or Roll error cut-out G2A.	EAP.1646/4	1	B	each
2608	Cable	Roller error cut-out J4A to Gyro unit G2 ..	EAP.1646/4B	1	B	"
2609	Cable	Amplifier J5 to safety switching unit 5A ..	EAP.1646/5A	1	B	"
2610	Cable	Flight panel or central controller S to safety switching unit J15A/J5A.	EAP.1646/5B	1	B	"
2611	Cable	Amplifier J7 to Gyro unit G1	EAP.1646/7	1	B	"
2612	Cable	Amplifier J8 to Coupling unit CU1 or locking unit CUI.	EAP.1646/8	1	B	"
2613	Cable	EAP.1646/9	1	B	"
2614	Cable	EAP.1646/9B	1	B	"
2615	Cable	EAP.1646/9S	1	B	"
2616	Cable	EAP.1646/10	1	B	"
2617	Cable	EAP.1646/11	1	B	"
2618	Cable	EAP.1646/12	1	B	"
2619	Cable	EAP.1646/13	1	B	"
2620	Cable	EAP.1646/14	1	B	"
2621	Cable	EAP.1646/14B	1	B	"
2622	Cable	EAP.1646/14S	1	B	"
2623	Cable	EAP.1646/15A	1	B	"
2624	Cable	EAP.1646/15B	1	B	"
2625	Cable	EAP.1646/16	1	B	"
2626	Cable	EAP.1646/18	1	B	"
2627	Cable	EAP.1646/19	1	B	"
2628	Cable	EAP.1646/20	1	B	"
2629	Cable	EAP.1646/23	1	B	"
2630	Cable	EAP.1646/24	1	B	"
2631	Cable	EAP.1646/26	1	B	"
2632	Cable	EAP.1646/27	1	B	"

RESTRICTED

RESTRICTED

AIRCRAFT INSTRUMENT TEST EQUIPMENT, TOOLS, ACCESSORIES AND UNIT SERVICING SPARES

SECTION 60—cont.

1	2	3	4	5	6	7
	TEST-BENCH CABLE HARNESS—cont.					
	Automatic Pilot's, Mark 10—cont.					
	Comprising—cont.					
	Cables, amplifier—cont.					
	Power, supply—cont.					
	Spares—cont.					
2633	Cable	Length	EAP.1646/28	1	B	each
1253	Rudder, servomotor	8 ft. 12			C	"
1245	Switch, cut-out, instantaneous	5 ft. 6 in. 2			C	"
1251	Switch unit (S1)	5 ft. 6 in. 12			C	"
1259	Switch unit (S2)	5 ft. 6 in. 12			C	"
	Cables, coupling unit:—					
1262	Bombing coupling unit (8) or amplifier (J8)	6 ft. 25			C	"
1264	Bombing coupling unit (13) or amplifier (J13)	6 ft. 25			C	"
1247	Compass, G4	25 ft. 4			C	"
1258	Heading selector	12 ft. 12			C	"
	Cables, switch unit:—					
1256	Controller, first pilots'	2 ft. 12			C	"
1246	Indicator remote trim	2 ft. 2			C	"
3129	Compass, Type GL11			A	"
61 802	G.M. compass, Mark 4B			A	"
	Spares:—					
	Cables, amplifier:—	Length				
811	Cut-out, turn	3 ft. 4		1	C	"
808	Power supply	5 ft. 6		1	C	"
814	Synchronised transmission	4 ft. 4		1	C	"
	Cables, indicator, master:—					
812	Amplifier	4 ft. 12		1	C	"
863 819	Amplifier	4 ft. 12		1	C	"
809	Auto-pilot	5 ft. 6		1	C	"
60 807	Detector unit	10 ft. 12		1	C	"
810	Transmitter, step by step	4 ft. 6		1	C	"

RESTRICTED

RESTRICTED

AIRCRAFT INSTRUMENT TEST EQUIPMENT, TOOLS, ACCESSORIES AND UNIT SERVICING SPARES

SECTION 6C—cont.

1	2	3	4	5	6	7
	TEST-BENCH CABLE HARNESS—cont.					
	G.M. compass, Mark 4B—cont.					
	Spares—cont.					
	Cables, panel control:—	<i>Length</i>	<i>Core vinmet<small>small</small></i>			
58	806 Amplifier	4 ft.	12	1	C	each
	804 Gyro, port	4 ft.	12	1	C	"
59	805 Gyro, starboard	4 ft.	12	1	C	"
	837 G.M. compass, Mark 4F	—	A	"
	Spares:—					
	Cables, amplifier:—	<i>Length</i>	<i>Core vinmet<small>small</small></i>			
	843 Cut-out, turn	3 ft.	4	1	C	"
	842 Gyro unit	3 ft.	6	1	C	"
	Cables, panel control:—	<i>Length</i>	<i>Core vinmet<small>small</small></i>			
	841 Amplifier	3 ft.	6	1	C	"
	838 Detector unit	10 ft.	12	—	C	"
	839 Gyro unit	3 ft.	12	—	C	"
	840 Power supply	5 ft.	6	1	C	"
	G.M. Compass, Mark 4 F.T.:—					
	Comprising:—					
	1316 Cable, detector, variation control panel	10 ft. long, twelvevins <small>small</small>		C	"
	Cables, master unit:—					
	1323 Amplifier	4 ft. long, tricorevins <small>small</small>		C	"
	1324 Amplifier	4 ft. long, sextovins <small>small</small>		C	"
	1320 Filter unit	4 ft. long, sextovins <small>small</small>		C	"
	1322 Gyro unit	4 ft. long, sextovins <small>small</small>		C	"
	1321 Gyro unit	4 ft. long, twelvevins <small>small</small>		C	"
	1318 Power supply	5 ft. long, sextovins <small>small</small>		C	"
	1319 Receiver, synchronised	4 ft. long, quadrovins <small>small</small>		C	"
	1317 Cable, panel control, variation	4 ft. long, twelvevins <small>small</small>		C	"
	3032 TEST-BOX, optimum tuning	19496	A	"
	1967 TEST-BOX, precessing, M.R.G.	Scimitar and Sea Vixen. Naval aviation only ..		1	A	"

RESTRICTED

RESTRICTED

AIRCRAFT INSTRUMENT TEST EQUIPMENT, TOOLS, ACCESSORIES AND UNIT SERVICING SPARES

SECTION 6C—cont.

1	2	3	4	5	6	7
1930	TEST-CONSOLE, auto-pilot, Mark 2	2nd. line. Naval aircraft carriers only			A	each
	Spares:—					
2942	Hose, flexible, high pressure	Q.19273-193	1	C	"
2940	Potentiometer	E.16625-016	1	A	"
2941	Potentiometer	SK.8216-833	1	A	"
2658	TEST-CONSOLE, auto-pilot, Mark 11	Naval aviation only			A	"
	Spares:—					
2676	Bearing, lever arm	SK.5131-139	1	C	"
2681	Cap, plug and socket	SK.7912-64	1	C	"
2682	Cap, plug and socket	SK.7912-05	1	C	"
2683	Cap, plug and socket	SK.7912-66	1	C	"
2675	Coil assembly	H.19273-038	1	A	"
2663	Coupling, self sealing, $\frac{1}{4}$ in. B.S.P.	E.19273-1	1	B	"
2664	Coupling, self sealing, $\frac{3}{8}$ in. B.S.P.	E.19273-2	1	B	"
2689	Filter, element, purolator MFHA.21	Q.17791-3	1	B	"
2684	Gasket, drain tap	SK.8085-37	1	C	"
2671	Hose, altimeter assy.	E.19273-059	1	C	"
2670	Hose, A.S.I., assy.	E.19273-058	1	C	"
2692	Hose assy., 90°	Q.19273-061	1	C	"
2672	Hose assy., flexible	E.19273-066	1	C	"
2694	Hose assy., flexible	Q.19273-066	1	C	"
2695	Hose assy., flexible	Q.19273-069	1	C	"
2696	Hose assy., flexible	Q.19273-070	1	C	"
2697	Hose assy., flexible	Q.19273-071	1	C	"
2698	Hose assy., flexible	Q.19273-072	1	C	"
2699	Hose assy., flexible	Q.19273-073	1	C	"
2700	Hose assy., flexible	Q.19273-074	1	C	"
2693	Hose assy., right angled and straight	Q.19273-062	1	C	"
	Hose, flexible:—					
2690	Amplifier assy.	Q.19273-053	1	C	"
2702	High pressure	Q.19273-186	1	C	"
2703	High pressure	Q.19273-187	1	C	"
2704	High pressure	Q.19273-188	1	C	"

RESTRICTED

RESTRICTED

AIRCRAFT INSTRUMENT TEST EQUIPMENT, TOOLS, ACCESSORIES AND UNIT SERVICING SPARES

SECTION 6C—cont.

1	2	3	4	5	6	7
	TEST-CONSOLE, auto-pilot, Mark 11—cont.	Naval aviation only				
	Spares— <i>cont.</i>					
	Hose, flexible— <i>cont.</i>					
2705	High pressure	Q.19273-189	1	C	each
2706	High pressure	Q.19273-190	1	C	"
2707	High pressure	Q.19273-191	1	C	"
2708	High pressure	Q.19273-192	1	C	"
2709	High pressure	Q.19273-194	1	C	"
2710	High pressure	Q.19273-195	1	C	"
2711	High pressure	Q.19273-198	1	C	"
2712	High pressure	Q.19273-199	1	C	"
2713	High pressure	Q.19273-200	1	C	"
2714	High pressure	Q.19273-201	1	C	"
2688	Indicator, oil pressure	Q.19273-3	1	A	"
2720	Knob, switch	16395-27	1	B	"
2721	Knob, switch	16456-6	1	B	"
2673	Pad, buffer	E.19273-195	1	C	"
2691	Pipe assy.	Q.19273-060	1	C	"
2668	Pipe assy. 1/4 in. B.S.P.	E.19273-051	1	C	"
2669	Pipe assy. 3/8 in. B.S.P.	E.19273-052	1	C	"
2701	Pipe assy. high pressure	Q.19273-178	1	C	"
2724	Potentiometer	SK.8216-609	1	B	"
2660	Potentiometer, 1.5K ± 10% 5W.	E.16592-36	1	B	"
2659	Potentiometer, 25K ± 10% 5W.	E.16592-35	1	B	"
2666	Potentiometer and spacer assy.	E.19273-036	1	B	"
2667	Potentiometer and spacer assy.	E.19273-037	1	B	"
2665	Screw, front panel, special	E.19273-46	—	C	"
2674	Screw, front panel	E.19273-238	—	C	"
2719	Screw, pad, buffer	12801-213	—	C	"
2680	Screw, pin retaining servo	SK.7635-1217	—	C	"
2718	Screw, switch locking	8819-154	—	C	"
2678	Seal, cap	SK.6973-47	—	C	"
2679	Seal, cap	SK.7121-19	—	C	"
2677	Seal, cap, light red	SK.6973-46	—	C	"

RESTRICTED

RESTRICTED

AIRCRAFT INSTRUMENT TEST EQUIPMENT, TOOLS, ACCESSORIES AND UNIT SERVICING SPARES

SECTION 6C—cont.

1	2	3	4	5	6	7
	TEST-CONSOLE, auto-pilot, Mark 11—cont.	Naval aviation only.				
	Spares— <i>cont.</i>					
2722	Simulator, E 4B	19273-018	1	A	each
2715	Switch	8233-43	1	B	"
2716	Switch	8233-273	1	B	"
2717	Switch	8233-275	1	B	"
2723	Switch	SK.8233-274	1	B	"
2725	Switch	SK.8233-869	1	B	"
2685	Switch, special	SK.8233-985	1	B	"
2686	Switch, special	SK.8233-988	1	B	"
2662	Tap, drain assy.	E.18752-01	1	A	"
2661	Valve, needle	E.16692-3	1	C	"
2196	TEST-CONSOLE, Type 6			A	"
	Consisting of:—					
—	Power control unit	Ref. No. 2017			—	—
3147	Rack and cable form assy.	LND-A.1089	1	A	each
3137	Test cradle	LND-A.1086	1	A	"
—	Test-set, Type 4B	Ref. No. 3051 }			—	—
—	Test set, Type 6A	Ref. No. 3052 }			—	—
—	Test set, Type 6B	Ref. No. 3053 }			—	—
—	Test set, Type 6C	Ref. No. 3054 }			—	—
—	Test set, Type 6D	Ref. No. 3055 }			—	—
	Spares:—					
3815	Cable form assy. complete	LND-A.1049	1	B	each
—	Plug, 57 pole, min.	Reference 10H/0239291		1	—	—
—	Socket, 13 pole, min.	Reference 110H/5533295		1	—	—
—	Socket, 26 pole, min.	Reference 110H/6445132		1	—	—
—	Socket, 32 pole, min.	Reference 101H/5810736		1	—	—
	TEST EQUIPMENT, automatic pilot, Mark 19:—	Naval aviation only				
	Comprising:—					
2952	Block, paralleling	450/1B		A	each
2956	Fixture	450/1590		B	"

RESTRICTED

RESTRICTED

AIRCRAFT INSTRUMENT TEST EQUIPMENT, TOOLS, ACCESSORIES AND UNIT SERVICING SPARES

SECTION 6C—cont.

1	2	3	4	5	6	7
	TEST EQUIPMENT, automatic pilot, Mark 19—cont.	Naval aviation only.				
	Comprising— <i>cont.</i>					
	Fixtures— <i>cont.</i>					
2975	Actuating test	AM/716/63		B	each
2960	Adjustment	450/1686		B	"
2961	Alignment	450/1687		B	"
2970	Alignment	450/1914		B	"
2953	Balancing	450/754		B	"
2969	Checking	450/1827		B	"
2976	Checking, shaft and stop assy.	AM/716/88		B	"
2958	Leak testing	450/1628		B	"
2955	Location	450/1578		B	"
2959	Rivetting	450/1685		B	"
2977	Running-in	TG.187		B	"
2973	Torque adjusting	AM.716/61		B	"
2974	Gauge, end shake	AM.716/62		B	"
2971	Jig, altitude channel	G.1374/3		A	"
2972	Jig, cyclic channel	G.1374/4		A	"
2967	Jig, form	450/1724		A	"
2963	Jig, positioning	450/1696		A	"
2966	Jig, positioning	450/1718		A	"
2954	Jig, screw fixing	450/1573		A	"
2978	Setter, spring	WS15-65-61889		C	"
2962	Sleeve, alignment	450/1689		C	"
2951	Stand assy.	450/1A		A	"
2968	Template	450/1826		B	"
2965	Tool, alignment	450/1711		B	"
2950	Tool, coil alignment			B	"
2964	Tool and nest, heel	450/1710		B	"
2957	Trunnion, protection	450/1610		B	"
					A/L.	168

RESTRICTED

RESTRICTED

AIRCRAFT INSTRUMENT TEST EQUIPMENT, TOOLS, ACCESSORIES AND UNIT SERVICING SPARES

SECTION 6C—cont.

1	2	3	4	5	6	7
	TEST EQUIPMENT, fuel contents system	Wessex. Mark 3. Naval aviation only				
	Comprising:—					
4743	Box, capacitance, decade	RE.1300	1	A	each
4242	Cable assembly, co-axial	CGA.135	1	C	"
4243	Cable assembly, co-axial	CGA.136	1	C	"
5039	Tank unit, end plate	RE.1799	1	A	"
	TEST-FIXTURES:—					
3179	Auto trim servo motor mounting	285TE		A	"
3180	Auto trim servo motor switch	283TE		A	"
3407	Secondary servo unit	Wessex HAS, Mark 3. Naval aviation only	WB5-01-2149	-	A	"
2183	Servo motor trim	282/ITE		A	"
2143	Universal pitch and roll	E.1986/GA		A	"
3406	Yaw servo unit	Wessex HAS, Mark 3. Naval aviation only	WB5-01-2147	-	A	"
3174	TEST-GEARING PAD	677.TE.		A	"
3236	TEST-GEARING PAD	For attachment to locking nut, Type C	1041.TE.	1	A	"
2063	TEST-GEARING PAD, locking nut	Type SEP.2	463/TE.	1	A	"
2321	TEST MOUNTING FRAME	Naval aviation only	ED.10869		A	"
	Accessories:—					
2328	Gauge, tension, Correx		1	A	"
2291	Jig plate, registration, aft	ED.7517	1	A	"
2290	Jig plate, registration, forward	ED.7516	1	A	"
2327	Spirit level, circular	VY.310. G	1	B	"
2326	Spirit level, large, 'P' type	185.DIA	1	B	"
4572	TEST RIG, accelerometer	Wessex, Mark 1. Naval aviation only	RTE.137/64	-	A	"
	Accessories:—					
4730	Adaptor plate, No. 1	138/64	1	A	"
4731	Adaptor plate, No. 2	139/64	1	A	"
4732	Amplifier	140/64	1	A	"

RESTRICTED

RESTRICTED

AIRCRAFT INSTRUMENT TEST EQUIPMENT, TOOLS, ACCESSORIES AND UNIT SERVICING SPARES

SECTION 6C—cont.

1	2	3	4	5	6	7
3153	TEST RIG, fatigue meter	Manufactured by No. 32M.U.			A	each
2031	TEST RIG, for fluid level switch, Smith's type		1	A	"
2120	TEST RIG, leak	C/w case, transit (Ref. No. 2190)	1703		A	"
	Comprising:—					
2124	Box, stowage, c/w adaptors	1703/9	1	A	"
	Spares:—					
2413	Adaptor	For C.V.U.493020	1485/1	1	C	"
2410	Adaptor	For Type 2/15 C.V.U.	1483/1	1	C	"
2411	Adaptor	For Type 7/20 C.V.U.	1484/1	1	C	"
2421	Adaptor	For Type 20/65 C.V.U.	B.1705/CA	1	C	"
2423	Adaptor, reducing	$\frac{3}{4}$ in.— $\frac{3}{8}$ in. input nipple	A.1703/12	1	C	"
2414	Cap, blanking	1486/10	1	C	"
2240	Connector, tee piece	A.1592/16	1	C	"
2416	Hose	$\frac{1}{8}$ in. B.S.P.— $\frac{3}{16}$ in. i/d Hose, adaptor	1486/12	1	C	"
2412	Hose	$\frac{1}{4}$ in. B.S.P. nipple, $\frac{1}{4}$ in. i/d. Hose, adaptor	1484/2	2	C	"
2415	Hose	$\frac{1}{4}$ in. B.S.P.— $\frac{3}{16}$ in. i/d. Hose, adaptor	1486/11	2	C	"
2422	Hose	$\frac{1}{4}$ in. B.S.P.— $\frac{3}{16}$ in. i/d. Hose, adaptor	A.1703/511	1	C	"
2417	Hose	$\frac{3}{8}$ in. B.S.P.— $\frac{3}{16}$ in. i/d. Hose, adaptor	A.1486/15	1	C	"
2426	Hose, clear, P.V.C.	$\frac{3}{16}$ in. i/d. \times $\frac{1}{16}$ in. o/d.		2ft.	C	ft.
—	Hose, clear, P.V.C.	Ref. No. 1220		5ft.	—	—
2425	Hose, rubber	$\frac{3}{16}$ in. i/d \times $\frac{3}{8}$ in. o/d.		1 $\frac{1}{2}$ ft.	C	ft.
2424	Hose, rubber	$\frac{3}{4}$ in. i/d \times 1 in. o/d.		2 $\frac{1}{2}$ ft.	C	"
2418	Manifold, four-way	1557/2	1	C	"
2409	Plate, adaptor, blanking assy.	1481/2	1	C	"
2419	Plug, blanking	$\frac{1}{8}$ in. B.S.P.	A.1703/4	1	C	"
2420	Plug, blanking	$\frac{1}{4}$ in. B.S.P.	A.1703/5	1	C	"
2121	Chamber assembly	1703/1	1	A	"
	Spares:—					
2402	Gasket, between chamber and bulkhead	A.1703/504	1	C	"
2403	Gasket, sealing bulkhead	A.1481/507	1	C	"
2401	Valve, safety, relieve 13–15 p.s.i.	B.1481/1	1	A	"
2404	Washer, sealing, safety valve	A.1481/603	1	C	"

RESTRICTED

45

RESTRICTED

A/L. 168

AIRCRAFT INSTRUMENT TEST EQUIPMENT, TOOLS, ACCESSORIES AND UNIT SERVICING SPARES

SECTION 6C—cont.

1	2	3	4	5	6	7
	TEST RIG, leak—cont.					
	Comprising— <i>cont.</i>					
	Chamber assembly— <i>cont.</i>					
	Spares— <i>cont.</i>					
2405	Washer, sealing, $\frac{1}{4}$ in. B.S.P.	A.2000/560	2	C	each
2406	Washer, sealing $\frac{3}{8}$ in. hose connector	AGS.1645	1	C	"
2123	Manometer, mercury		1	A	"
	Spares:—					
—	Bung, overflow jar	Ref. No. 2243		2	—	—
1970	Clip, nylastic adjustable, "Claytonite"	For securing Manometer tube		2	C	each
2408	Float assembly	A.1703/11	1	C	"
—	Hose, clear, P.V.C.	Ref. No. 1220		6 ft.	—	—
—	Ring, sealing, Type 0-59 "Hall and Hall" (Pressure connectors).	Ref. No. 2246		1	—	—
—	Tube, glass, overflow jar	Ref. No. 2242	2000/525	4	—	—
—	Tube, manometer	Ref. No. 2241		1	—	—
—	Valve assembly, control	Ref. No. 2244		2	—	—
—	Washer, sealing cistern	Ref. No. 2245		1	—	—
2122	Panel, control		1	A	each
	Spares:—					
—	Gasket, $\frac{3}{8}$ in. valve	Ref. No. 1995		1	—	—
2407	Gauge, pressure, 0-15 p.s.i.	B.1436/10	1	C	each
—	Valve, control, $\frac{1}{4}$ in. B.S.P.	Ref. No. 1904		3	—	—
—	Valve, Saunders, $\frac{3}{8}$ in. Right angle flange	Ref. No. 1923		1	—	—
—	Wheel, hand	Ref. No. 1992		1	—	—
	TEST-RIG, MARK 2:—					
	Cabin pressure, control equipment:—					
	Consisting of:—	Comprising Ref. Nos. 1481, 1482 and 2120				
1481	Indicator, altitude	GA.1595		A	each
	Spares:—					
1971	Bung, rubber, overflow, jar	1595/526	1	C	"
1972	Tube, overflow	1595/539	3	C	"
1990	Feet, levelling	1595/521	3	C	"

RESTRICTED

RESTRICTED

AIRCRAFT INSTRUMENT TEST EQUIPMENT, TOOLS, ACCESSORIES AND UNIT SERVICING SPARES

SECTION 6C—cont.

1	2	3	4	5	6	7
	TEST-RIG, MARK 2:—					
	Cabin pressure, control equipment:—	Comprising Ref. Nos. 1481, 1482 and 2120				
	Consisting of:—					
	Indicator, altitude— <i>cont.</i>					
	Spares— <i>cont.</i>					
1914	Gasket, cistern	1499/527	2	C	each
1973	Hose, polythene, $\frac{1}{4}$ in. i/d. \times $\frac{3}{8}$ in. o/d.		25ft.	C	ft.
—	Hose, P.V.C., $\frac{1}{4}$ in. i/d \times $\frac{3}{8}$ in. o/d.		5 ft.	—	—
1915	Level, spirit, circular, No. 4		1	C	each
	Accessories:—					
4941	Holder, circular spirit level	70679/201	1	C	"
1975	Screw, finger scale locking	1595/516	3	C	"
1913	Tube, glass manometer	Naval aviation only	1595/529	3	C	"
1968	Tube, manometer	1595/542	3	C	"
—	Clip, nylastic adjustable, "Claytonite"	Ref. No. 1970		6	—	—
1916	Float, stainless steel	1595/10	3	C	each
—	Mercury	Ref. No. 382		8lbs	—	—

RESTRICTED

46A

RESTRICTED

AIRCRAFT INSTRUMENT TEST EQUIPMENT, TOOLS, ACCESSORIES AND UNIT SERVICING SPARES

SECTION 6C—cont.

1	2	3	4	5	6	7
	TEST-RIG, MARK 2—cont.					
	Cabin pressure, control equipment—cont.	Comprising Ref. Nos. 1481, 1482 and 2120.				
	Consisting of—cont.					
1482	Stand, service	GA.1597		A	each
	Accessories:—					
2237	Adaptor assy. (1 in. × ½ in.)	A.1597/19	1	C	"
2228	Adaptor assy., pressure controller	C.1597/5	1	C	"
2227	Adaptor, C.P.C.V. Mark 2, 4, 10 and 11	C.1597/559	1	B	"
2238	Adaptor, lead assy., 2 way	B.1597/17	1	C	"
2239	Adaptor, lead assy., 6 way	A.1597/16	1	C	"
2229	Adaptor, orifice, 0-020 in.	Normalair	1	C	—
		<i>Ref: 27KD/1832</i>				
1924	Buzzer assy.	NDS 292			
2030	Case, adaptor, stowage	B.1597/23	1	C	<i>ENOH</i>
2232	Connector ⅜ in.			A	"
2233	Connector, adaptor (½ in. B.S.P. × ¼ in. i/d. Hose).	A.1597/571	3	C	"
		C/w adaptors. Supplied with Ref. No. 1482	A.1597/572	1	C	"
2231	Connector, hose, adaptor static assy.	A.1597/15	1	C	"
2236	Filter, cap, adaptor, assy.	A.1597/579	1	C	"
—	Hose, P.V.C. ¼ in. i/d. × ⅜ in. o/d.		12ft.	—	—
2235	Nipple (¼ in. B.S.P. × ¼ in. i/d. hose)	Ref. No. 1220	A.1597/577	2	C	each
2234	Nut, union, ¼ in. B.S.P. special toe-piece (¼ in. i/d.).	Ref. No. 2240	A.1592/16	2	C	"
	Spares:—					
1918	Cap, blanking	C/w sealing washers	1597/504	5	C	"
1999	Washer, sealing	1597/551	5	C	"
—	Cap, protective small	Reference 10H/0970055		1	—	—
1917	Filter assembly	Naval aviation only	1597/12	1	C	each
1995	Gasket, ¾ in. valve	1597/531	1	C	"
—	Gasket, union	Reference 10H/0970108		1	—	—
—	Hose, P.V.C. ¼ in. i/d. × ⅜ in. o/d.	Ref. No. 1220		12ft.	—	—
2225	Hose, rubber, ½ in. i/d. × ⅝ in. o/d.		A.R.	C	ft.
2226	Hose, rubber, ¾ in. i/d. × 1 ¼ in. o/d.		A.P.	C	"
—	Lamp, filament, 28 volt, 3-5 watt M.E.S.	Reference 5L/9951273		1	—	—

RESTRICTED

RESTRICTED

47

AIRCRAFT INSTRUMENT TEST EQUIPMENT, TOOLS, ACCESSORIES AND UNIT SERVICING SPARES

SECTION 6C—cont.

1	2	3	4	5	6	7
	TEST-RIG, MARK 2—cont.					
	Cabin pressure, control equipment—cont.					
	Consisting of—cont.					
	Stand, service—cont.					
	Spares—cont.					
	Lamp, warning, M.E.S. red, Type A	Reference 5CX/1069. (Rotax H.2702)		1	—	—
2221	Plug, 3-pole	Bulgin P.360	1	C	each
1919	Plug, blanking, orifice plate	1597/514	1	—	"
2218	Washer, sealing	1597/552	1	C	"
	Plug/socket, Type 23	Reference 10H/19457		1	—	—
1920	Ring, sealing, altitude chamber	1597/533	1	C	each
1922	Ring, sealing, cabin chamber	Hall and Hall, O.S.83. Bulgin P.360	1	C	"
2220	Socket, 3-pole		1	C	"
	Socket, sealed, M.4, fixed, free male shell, 350 volt, 5 amp., 6 pole.	Reference 10H/0650120		1	—	—
	Switch, Type 241	Reference 10F/169		1	—	—
	Switch, Type 1505	Reference 10F/2488		1	—	—
1925	Transformer assembly	C/w sockets	1597/24	1	C	each
2223	Socket, external connection	P.414	1	C	"
	Socket, Type 144	Reference 10H/388		1	—	—
2224	Transformer, midget bell	200 to 250 volts	Genlec 17011	1	C	each
1904	Valve, control, $\frac{1}{4}$ in.	Suction atmosphere, cabin and altitude balance	1517G.A	3	C	"
1926	Valve, control, $\frac{1}{2}$ in.	Suction atmosphere, cabin and altitude balance	1574G.A	1	C	"
1923	Valve, $\frac{3}{4}$ in., right angle flange		1	C	"
1992	Handwheel (No. 14)		1	C	"
2219	Washer, sealing, nipple	1567/538	4	C	"
1921	Washer, sealing (orifice plate)	Hall and Hall, O.S.12.	1	C	"
4185	TEST-RIG, rotary potentiometer	Naval aviation only	RE.1208		A	"
2250	TEST-RIG, servo	Naval aviation only	3D/411		A	"

RESTRICTED

RESTRICTED

AIRCRAFT INSTRUMENT TEST EQUIPMENT, TOOLS, ACCESSORIES AND UNIT SERVICING SPARES

SECTION 6C—cont.

1	2	3	4	5	6	7
2000	TEST-RIG, stall detector		Bryans 1661	1	A	each
3767	Spares:— Tube, glass, 6 mm. i/d. x 8 mm. o/d. x 26 $\frac{3}{8}$ in. long			1	C	
1483	TEST-RIG, torque	For testing servomotors on automatic pilots, Mark 10 and S.E.P.2.			A	"
1484	Accessories:— Adaptor	C/w case transit Ref. No. 2035. For use when testing S.E.P.2 Automatic Pilot Servomotor.			A	"
1761	Transformer, 10-0-10 volts, 1.5 amps.	For use when testing Mark 10 and S.E.P.2 Automatic Pilot Servomotors.	T.E.5043		C	"
1206	Transformer, 115 volts, variac				A	"
1760	Transformer, 115 volts/62.3 volts, 1.5 amps.		TE.5042		C	"
2331	Spares:— Adaptor		TE.6482	1	C	"
2332	Adaptor		TE.6483	1	C	"
2043	TEST-SCALE, pitch and roll deflection		SK.9002-42	1	C	"
	TEST SETS:—					
3720	Air Data, Type B	Naval aviation only	20066		A	"
3643	Air Data, Type B	Same as Ref. No. 2805, but without accessories	3D/1048/A-1		A	"
2805	Air Data, Type 8B	Naval aviation only	TD/9000		A	"
	Accessories:—					
3644	Cable		3D.1804/1	1	C	"
3645	Cable		3D.1804/2	1	C	"
3646	Cable		3D.1804/3	1	C	"
3647	Cable		3D.1804/4	1	C	"
3648	Cable		3D.1804/5	1	C	"
3623	Case, carrying	For cables	3D.1349	1	B	"
3622	Case, carrying	For test set	3D.1348	1	A	"
2868	Air Data, Type 9B				A	"
	Accessories:—					
4321	Cable		81-12-01-007/39	1	C	"
3651	Cable		3D.6458/1	1	C	"

RESTRICTED

RESTRICTED

AIRCRAFT INSTRUMENT TEST EQUIPMENT, TOOLS, ACCESSORIES AND UNIT SERVICING SPARES

SECTION 6C—cont.

1	2	3	4	5	6	7
	TEST SETS—cont.					
	Air Data, Type 9B—cont.					
	Accessories—cont.					
3652	Cable	3D.6458/2	1	C	each
3653	Cable	3D.6458/3	1	C	"
3654	Cable	3D.6458/4	1	C	"
3655	Cable	3D.6458/5	1	C	"
3656	Cable	3D.6458/6	1	C	"
3657	Cable	3D.6458/7	1	C	"
3658	Cable	3D.6458/8	1	C	"
3659	Cable	3D.6458/9	1	C	"
3660	Cable	3D.6458/10	1	C	"
3661	Cable	3D.6458/11	1	C	"
3662	Cable	3D.6458/12	1	C	"
3663	Cable	3D.6458/13	1	C	"
3664	Cable	3D.6458/14	1	C	"
3665	Cable	3D.6458/15	1	C	"
3666	Cable	3D.6458/16	1	C	"
3667	Cable	3D.6458/17	1	C	"
3668	Cable	3D.6458/18	1	C	"
3669	Cable	3D.6458/19	1	C	"
3670	Cable	3D.6458/20	1	C	"
3671	Cable	3D.6458/21	1	C	"
3672	Cable	3D.6458/22	1	C	"
3673	Cable	3D.6458/23	1	C	"
3674	Cable	3D.6458/24	1	C	"
3675	Cable	3D.6458/25	1	C	"
3676	Cable	3D.6458/26	1	C	"
3677	Cable	3D.6458/27	1	C	"
3678	Cable	3D.6458/28	1	C	"
3679	Cable	3D.6458/29	1	C	"
3680	Cable	3D.6458/30	1	C	"
3681	Cable	3D.6458/31	1	C	"
3682	Cable	3D.6458/32	1	C	"

RESTRICTED

RESTRICTED
50

AIRCRAFT INSTRUMENT TEST EQUIPMENT, TOOLS, ACCESSORIES AND UNIT SERVICING SPARES

SECTION 6C—cont.

1	2	3	4	5	6	7
	TEST SETS—cont.					
	Air Data, Type 9B—cont.					
	Accessories—cont.					
3683	Cable	3D.6458/33	1	C	each
3684	Cable	3D.6458/34	1	C	"
3685	Cable	3D.6458/37	1	C	"
3686	Cable	3D.6458/38	1	C	"
3687	Cable	3D.6458/39	1	C	"
3688	Cable	3D.6458/40	1	C	"
3650	Panel, distribution	3D.6417.A.1	1	A	"
3689	Rack	3D.1352	1	A	"
3649	Test-panel, air data	3D.6431-A.1	1	A	"
4322	Test-panel, power supply	81-12-10-100	1	A	"
1834	Aircraft horizon	316TE		A	"
2378	Altitude indicator			A	"
	Spares:—					
—	Fuse link, 500 m.a.	Reference 10H/238		1	—	—
—	Fuse link, 1 amp.	Reference 10H/9613		1	—	—
—	Knob	Reference 10AK/1733		3	—	—
—	Light, indicator	Reference 10AE/9486552		1	—	—
—	Plug	Reference 10H/9436344		1	—	—
—	Plug	Reference 10H/9465541		1	—	—
—	Pointer, knob	Reference 10A/17030		3	—	—
—	Socket	Reference 10H/20951		1	—	—
—	Switch, D.P./D.T.	Reference 10F/9004276		2	—	—
—	Switch, D.P./S.T.	Reference 10F/9469322		1	—	—
—	Switch, S.P./S.T.	Reference 10F/9451382		2	—	—
4255	Switch, wafer	NDN.1601/9	1	B	each
4256	Switch, wafer	NDN.1601/10	1	B	"
4257	Switch, wafer	NDN.1601/208	1	B	"
—	Synchro, control transmitter—26VIICX. 4A	Reference 10K/22201		1	—	—
—	Terminal, spring loaded, black	Reference 10H/22069		3	—	—
—	Terminal, spring loaded, red	Reference 10G/9114722		3	—	—

RESTRICTED

RESTRICTED
51

AIRCRAFT INSTRUMENT TEST EQUIPMENT, TOOLS, ACCESSORIES AND UNIT SERVICING SPARES

SECTION 6C—cont.

1	2	3	4	5	6	7
3864	TEST SETS—cont.					
	Amplifier and Yaw Synchro	Naval aviation only	4354	1	A	each
	Comprising:—					
2462	Test set, amplifier altitude indicator		1	A	"
2463	Test set, mechanical altitude indicator		1	A	"
2465	Test set, multi channel amplifier		1	A	"
2464	Test set, servo amplifier		1	A	"
2466	Test set, yaw synchro		1	A	"
2374	Amplifier unit	For Auto-pilot, Mark 19	1597		A	"
	Spares:—					
—	Cap, lampholder, amber	Reference 5CX/5527		2	—	—
—	Cap, lampholder, green	Reference 5CX/5526		2	—	—
—	Cap, lampholder, red	Reference 5CX/5524		2	—	—
—	Cap, push button	Reference 5CX/6336		3	—	—
—	Cap, push button	Reference 5CX/6170		3	—	—
—	Capacitor, 0.33 mfd., 600 V., D.C.	Reference 10C/9147474		2	—	—
—	Capacitor, 1 mfd., ± 20% 350 V., D.C.	Reference 10C/0115576		1	—	—
—	Fuselink, 1 amp. delay type	Reference 10H/9147898		2	—	—
—	Fuse-link, 5 amp.	Reference 10H/71718		1	—	—
—	Knob	Reference 10AK/9437936		11	—	—
—	Lamp, min. 28 V., 0.04 amps.	Reference 5L/9959118		8	—	—
—	Light, indicator	Reference 10AE/9486522		1	—	—
—	Light, indicator, amber	Reference 10AE/9450775		1	—	—
4536	Meter, 0–30 V.	NDN.1754/210	1	A	each
—	Microammeter, 50–0–50	Reference 5Q/25913		1	—	—
—	Microammeter, 100–0–100	Reference 5Q/25910		4	—	—
—	Plug	Reference 10H/9321906		1	—	—
—	Plug	Reference 10H/9436344		1	—	—
—	Plug	Reference 10H/9465541		1	—	—
—	Plug	Reference 10H/9465508		1	—	—
—	Plug	Reference 10H/9402667		1	—	—
—	Plug	Reference 10H/9465509		1	—	—
—	Pointer dial	Reference 10AK/5804303		7	—	—

RESTRICTED

RESTRICTED

AIRCRAFT INSTRUMENT TEST EQUIPMENT, TOOLS, ACCESSORIES AND UNIT SERVICING SPARES

SECTION 6C—cont.

1	2	3	4	5	6	7
	TEST SETS—cont.					
	Amplifier unit—cont.					
	Spares—cont.					
	Resistors:—					
—	47 ohms	Reference 10W/0221065		1	—	—
—	100 ohms ± 1%	Reference 10W/0219411		1	—	—
—	150 ohms ± 1%	Reference 10W/0215437		1	—	—
—	200 ohms ± 1%	Reference 10W/0219453		1	—	—
—	220 ohms ± 1%	Reference 10W/0215478		1	—	—
—	240 ohms ± 1%	Reference 10W/0215487		1	—	—
—	270 ohms ± 1%	Reference 10W/0219472		1	—	—
—	430 ohms ± 1%	Reference 10W/0215547		1	—	—
—	600 ohms ± 1% $\frac{3}{4}$ W to RC2-C	Reference 10W/9998489		2	—	—
—	750 ohms ± 5% $\frac{3}{4}$ W	Reference 10W/0113317		1	—	—
—	750 ohms ± 5% 6 W	Reference 10W/0113394		3	—	—
—	910 ohms ± 1%	Reference 10W/0215627		12	—	—
—	1K ohms ± 5%	Reference 10W/0222001		1	—	—
—	2.7K ohms ± 1%	Reference 10W/0219616		1	—	—
—	3.3K ohms ± 1%	Reference 10W/0215759		8	—	—
—	5.6K ohms ± 1% $\frac{1}{2}$ W	Reference 10W/0219664		1	—	—
—	33K ohms ± 1% $\frac{1}{2}$ W	Reference 10W/0219771		1	—	—
—	90K ohms ± 1% $\frac{1}{2}$ W to RC3-N	Reference 10W/9990430		1	—	—
—	680K ohms ± 1%	Reference 10W/0219952		4	—	—
—	Resistor, variable, 2,000 ohms W.W.	Reference 10W/9473924		4	—	—
—	Socket	Reference 10H/9464008		1	—	—
—	Switch, D.P.S.T.	Reference 10F/9152310		2	—	—
4241	Switch, key, D.P., 3 pos. locking	NDN.1597/259	1	B	each
4239	Switch, key, S.P. 3 pos. biased	NDN.1597/257	2	B	"
4240	Switch, key, S.P. 3 pos. locking	NDN.1597/258	1	B	"
4504	Switch, push button	NDN.1597/3/ ND/28	3	C	"
—	Switch, push button	Reference 5CW/6772		3	—	—
—	Switch, push button, D.P.S.T.	Reference 10F/9477589		1	—	—
—	Switch, push button, S.P.S.T.	Reference 10F/9472245		3	—	—

RESTRICTED

RESTRICTED

AIRCRAFT INSTRUMENT TEST EQUIPMENT, TOOLS, ACCESSORIES AND UNIT SERVICING SPARES

SECTION 6C—cont.

1	2	3	4	5	6	7
	TEST SETS—cont.					
	Amplifier unit—cont.					
	Spares—cont.					
—	Switch, push button, S.P.S.T.	Reference 10F/9451280		1	—	—
—	Switch, S.P.S.T.	Reference 10F/9477588		1	—	—
4235	Switch, wafer	NDN.1597/253	1	B	each
4236	Switch, wafer	NDN.1597/34	1	B	"
4237	Switch, wafer	NDN.1597/255	1	B	"
4238	Switch, wafer	NDN.1597/32	1	B	"
4234	Synchro assy., motorised	NDN.1841	1	A	"
—	Valve, electronic	Reference 10CV/0372048		1	—	—
2084	Auto-mach trim, Mark 2, No. 1	For Victor B.I aircraft	NDN.1029/3	1	A	each
	Comprising:—					
	Board assy., mounting:—					
	Spares:—					
—	Capacitor, 1 mfd.	Reference 10C/0115570		1	—	—
—	Capacitor, 2 mfd.	Reference 10C/0115572		1	—	—
—	Rectifier	Reference 6S/160		2	—	—
—	Resistor, fixed 47 ohms	Reference 10W/0221068		1	—	—
—	Resistor, fixed, 1-8K ohms	Reference 10W/0222038		1	—	—
—	Resistor, fixed, 3-3K ohms	Reference 10W/0222068		2	—	—
—	Resistor, pre-set, 275 ohms, 5 watt \pm 10%	Reference 6S/132		1	—	—
—	Resistor, wire wound, 5 ohms, 12 watt	Reference 6S/30		1	—	—
	Board assy., resistor:—					
	Spares:—					
2363	Knob, S.1.	NDN.496/229	1	C	each
2364	Knob, S.2.	NDN.496/230	1	C	"
—	Plug, fixed, Mark 4, 3 pole	Reference 10H/0560060		1	—	"
—	Relay	Reference 10F/0530473		2	—	—
—	Resistor, fixed, 390 ohms \pm 5%	Reference 10W/0219083		2	—	—
—	Resistor, fixed, 680 ohms \pm 5%	Reference 10W/0219101		1	—	—
—	Resistor, fixed, 1-8K ohms \pm 5%	Reference 10W/0219131		1	—	—
2440	Resistor, variable, 250 ohms, 3 watt	Colvern CLR-4001/13F	1	C	each

RESTRICTED

RESTRICTED

AIRCRAFT INSTRUMENT TEST EQUIPMENT, TOOLS, ACCESSORIES AND UNIT SERVICING SPARES

SECTION 6C—cont.

1	2	3	4	5	6	7
	TEST SETS—cont.					
	Auto-mach trim, Mark 2, No. 1—cont.					
	Comprising—cont.					
	Board assy., resistor—cont.					
	Spares—cont.					
2441	Resistor, variable, 500 ohms, 3 watt	Colvern CLR-4001/13F	1	C	each
2362	Screw, flibuster head, 2BA x 3/8 in.		3	C	"
—	Socket, electrical	Reference 10H/9114121		2	—	"
—	Socket, fixed, Mark 4, 6 pole	Reference 10H/0560260		1	—	"
—	Socket, fixed, Mark 12, 12 pole	Reference 10H/0560333		1	—	"
	Servomotor assembly:—					
	Spares:—					
2442	Motor	C/w worm shaft	NDN.496/11	1	A	each
—	Plug, free, Mark 4, 6 pole	Reference 10H/0560300		1	—	"
—	Plug, free, Mark 4, 6 pole	Reference 10H/0560301		1	—	"
—	Plug, free, Mark 4, 6 pole	Reference 10H/0560305		1	—	"
—	Plug, free, Mark 4, 12 pole	Reference 10H/0560363		1	—	"
2445	Potentiometer, modified	NDN.496/228	1	C	each
—	Socket, free, Mark 4, 12 pole	Reference 10H/0560181		1	—	"
2443	Spring, contact, long	NDN.496/17	2	C	each
2444	Spring, contact, short	NDN.496/18	2	C	"
2083	Auto-mach trim, Mark 2, No. 1	For Vulcan B.1 aircraft	NDN.496	1	A	"
	Accessories:—					
2086	Attachment for mach trim calibration	For Ref. Nos. 2083 and 2084		1	A	"
2776	Automatic	Buccaneer. Naval aviation only	C.ED/104	1	A	"
1963	Automatic, flight control system, Mark 17	2nd line. Naval aviation only		1	A	"
	Spares:—	Naval aviation only				
2946	Body, lampholder, min., sealed		5	C	"
2947	Cap, lampholder		4	C	"
2574	Capacitor, 50 mfd., 70 v	NDM.1074/354	1	C	"
2573	Capacitor, 140 mfd, 30 v	NDM.1074/353	1	C	"
2551	Clamp, screw assy.	NDM.1074/35	1	C	"
2552	Clamp, screw assy.	NDM.1074/36	1	C	"

RESTRICTED

RESTRICTED

AIRCRAFT INSTRUMENT TEST EQUIPMENT, TOOLS, ACCESSORIES AND UNIT SERVICING SPARES

SECTION 6C—cont.

1	2	3	4	5	6	7
	TEST SETS—cont.					
	Automatic, flight control system, Mark 17—cont.	2nd line. Naval aviation only—cont.				
	Spares—cont.	Naval aviation only.				
2550	Coupler, moulded assy.	NDM. 1074/30	1	C	each
2576	Grommet, silicone rubber	Plessey E.8416	2	C	"
			Bulgin:—			
2581	Knob	K.344/25	7	C	"
2582	Knob, pointer	K.370	12	C	"
2583	Knob, pointer	Muirhead D.120C.	2	C	"
2580	Potentiometer, precision, 1K/200 ohms	Gauged	Colvern CLR/ 6506/15.	1	C	"
	Resistors:—					
2584	1 ohm \pm 0.5%	Ern Turner, Type WE.	2	C	"
2604	5 ohms \pm 10%	Welwyn. C.40	4	C	"
2585	8 ohms \pm 0.5%	ERN Turner,	1	C	"
2586	10 ohms \pm 0.5%	Type WE.	1	C	"
2575	22 ohms	NDN/1074/355	1	C	pair
2536	28 ohms	Welwyn, C.40	2	C	each
2540	28 ohms		2	C	"
2587	80 ohms \pm 0.5%	ERN Turner,	1	C	"
2588	97 ohms \pm 0.5%	Type WE.	2	C	"
2589	195 ohms \pm 0.5%		1	C	"
2597	230 ohms \pm 1%	ERIE, Type	1	C	"
2598	570 ohms \pm 1%	108.	1	C	"
2590	585 ohms \pm 0.5%		1	C	"
2591	925 ohms \pm 0.5%	ERN Turner,	1	C	"
2592	1025 ohms \pm 0.5%	Type WE.	1	C	"
2599	1.4K ohms \pm 1%		1	C	"
2600	3.2K ohms \pm 1%	ERIE, Type	1	C	"
2601	4 K ohms \pm 1%	108.	1	C	"
2602	6.4 ohms \pm 1%		1	C	"

RESTRICTED

RESTRICTED
56

AIRCRAFT INSTRUMENT TEST EQUIPMENT, TOOLS, ACCESSORIES AND UNIT SERVICING SPARES

SECTION 6C—cont.

1	2	3	4	5	6	7
	TEST SETS—cont.					
	Automatic, flight control system, Mark 17—cont.	2nd line. Naval aviation only—cont.				
	Spares—cont.	Naval aviation only.				
	Resistors—cont.					
2593	18K ohms \pm 0.5 %	ERN Turner, Type WE.	1	C	each
2603	50K ohms \pm 1%	ERIE, Type 108.	1	C	"
2594	80K ohms \pm 0.5%	} ERN Turner, Type WE.	1	C	"
2595	400K ohms \pm 0.5%		1	C	"
2596	500K ohms \pm 0.5%		1	C	"
				Colvern, CLR		
	Resistors, variable:—		4201:—			
2578	50 ohms	1	1	C	"
2577	250 ohms	11	2	C	"
2579	1K ohm	11	4	C	"
	Spindles:—		NDN/1074:—			
2555	Main	253	1	C	"
2554	Sub-assy.	40	1	C	"
2571	Spring	307	1	C	"
2572	Spring	352	1	C	"
2557	Switch	279	1	C	"
2558	Switch	280	1	C	"
2559	Switch	281	1	C	"
2560	Switch	282	1	C	"
2561	Switch	283	1	C	"
2562	Switch	284	1	C	"
2563	Switch	285	1	C	"
2564	Switch	286	1	C	"
2565	Switch	287	1	C	"
2566	Switch	288	1	C	"
2567	Switch	289	1	C	"
2568	Switch	290	1	C	"

RESTRICTED

RESTRICTED
57

AIRCRAFT INSTRUMENT TEST EQUIPMENT, TOOLS, ACCESSORIES AND UNIT SERVICING SPARES

SECTION 6C—cont.

1	2	3	4	5	6	7
	TEST SETS—cont.					
	Automatic, flight control system, Mark 17—cont.	2nd line. Naval aviation only—cont.				
	Spares—cont.	Naval aviation only.				
2569	Switch	291	1	C	each
2570	Switch	292	1	C	"
2553	Transformer assembly	39	3	C	"
2556	Washer	265	1	C	"
1677	Automatic, oxygen line valve, Mark 1		1	A	"
	Automatic Pilots:—					
3853	Buccaneer	Naval aviation only	3D/1784-A -1	1	A	"
2777	Buccaneer, first line	Naval aviation only	3D/6313	1	A	"
3607	Buccaneer, second line	Naval aviation only	3D/6315		A	"
1567	Mark 9		—	A	"
	Accessories:—					
4532	Cable	} Local manufacture	TE.4357	1	C	"
4533	Cable		TE.4358	1	C	"
4534	Cable		TE.4359	1	C	"
3813	Cable, G.1		TE.4356	1	C	"
1200	Marks 10 and 10A		First line. C/w Case, transit (Ref. No. 1621) ..			A
	Spares:—					
	Adaptors, connecting lead:—		TE:—			
1679	C.U.S. to TE.6238	7422	1	C	"
1619	H.C. to TE.6238	7425	1	C	"
1617	Test A amp. to TE.6426	7423	1	C	"
1618	Test B amp. to TE.6427	2724	1	C	"
2065	Adaptor, over-ride, roll error cut-out	395	1	A	"
	Spares:—					
—	Switch, toggle	Reference 10F/0510501		1	—	—
	Cable assemblies:—		TE:—			
1370	BCU-MON	6248	1	C	each
1365	BCU5T to BCU5U	6240	1	C	"
1366	BCU6T to BCU6U	6241	1	C	"
1363	CU5T to CU5U	6238	1	C	"
1367	G2T to J4U	6242	1	C	"

RESTRICTED

RESTRICTED

AIRCRAFT INSTRUMENT TEST EQUIPMENT, TOOLS, ACCESSORIES AND UNIT SERVICING SPARES

SECTION 6C—cont.

1	2	3	4	5	6	7
	TEST SETS—cont.					
	Automatic Pilots—cont.					
	Marks 10 and 10A—cont.					
	Spares—cont.					
	Cable assemblies—cont.					
1362	J2T to J2U	6139	1	C	each
1361	J4T to G2U	6137	1	C	"
1364	Supply	6239	1	C	"
1368	Test, A	6246	1	C	"
1369	Test, B	6247	1	C	"
1621	Case, transit		1	B	"
—	Fuse, lamp	Reference 10H/18579	3	—	—
	Holders:—					
—	Filament, Type 310, less lens	Reference 10AE/687	3	—	—
—	Fuse	Reference 10H/18585	3	—	—
1371	Hook assy.	TE.6078	1	C	each
—	Knob, special	Reference 10AK/125	2	—	—
2280	Knob, special, potentiometer	TE.6235	2	C	each
—	Lamp, filament, 12 v, 1 w	Reference 5L/9951142	2	—	—
—	Lamp, filament, 28 v, 3.5 w	Reference 5L/9951284	3	—	—
1355	Lens, amber, translucent	Bulgin 7360	2	C	each
1356	Lens, orange, translucent	Bulgin. 7640	1	C	"
2274	Meter, A.C., volt, special	TE.1564	1	C	"
—	Meter, D.C. volt	Reference 5Q/25293	1	—	—
—	Meter, frequency	Reference 5Q/154	1	—	—
1354	Motor, balance indicator	TE.6116	1	A	each
1358	Rectifier, non-thermonic	B.T.H.G.J.-3D	3	C	"
1357	Relay assy.	TE.6413	1	C	"
—	Relay, 65 V	Reference 10H/0530355	1	—	—
2277	Switch, toggle, S.5, S.15, S.16	40-611-105	3	C	each
	Switches, toggle, D.P.:—					
2275	S.3, S.4	40-611-404	2	C	"
2278	S.6, S.7, S.8, S.9, S.10, S.11, S.12, S.17	40-611-506	8	C	"

RESTRICTED

RESTRICTED

AIRCRAFT INSTRUMENT TEST EQUIPMENT, TOOLS, ACCESSORIES AND UNIT SERVICING SPARES

SECTION 6C—cont.

1	2	3	4	5	6	7
	TEST SETS—cont.					
	Automatic Pilots—cont.					
	Marks 10 and 10A—cont.					
	Spares—cont.					
	Switches, toggle, S.P.:—					
2276	On-off, S.4	40-611-119	1	C	each
2279	S.13	40-611-118	1	C	"
1372	Transformer, test supply, 66 V	TE.7122	1	C	"
1201	Mark 10/10A, No. 2:				A	"
	Accessories:—					
4295	Cable	TE.7467	1	C	"
4296	Cable	TE.7964	1	C	"
4297	Cable	TE.8850	1	C	"
4298	Cable	TE.8851	1	C	"
4299	Cable	TE.8852	1	C	"
4300	Cable	TE.20188	1	C	"
2104	Load, output, dummy (main channel)	213/1/TE	1	A	"
	Spares:—					
4021	Plug, shorting	TE.8803	1	C	"
2105	Load, output, dummy (pitch and bank)	214/1/TE	1	A	"
1620	Locking attachment	Pitch and bank	261/TE	1	A	"
	Accessories:—					
2036	Case, transit		1	B	"
1654	Locking attachment	Pitch protraction and pointer, and pitch and bank	246/TE	1	A	"
2060	Pad, gearing, test	For locking nuts	476/TE	1	A	"
2061	Pad, gearing, test	For servo control units	477/TE	1	A	"
2062	Pad, sense, test	For servo control units	478/TE	1	A	"
2064	Panel, test	Mark 10A Auto pilot only	383/TE	1	A	"
1680	Protractor and point, pitch and bank	262/TE	1	A	"
	Accessories:—					
2037	Case, transit		1	B	"
1687	Tilting fixture, 0° to 5°	C/w adaptor (Ref. No. 2034)	70/TE	1	A	"

RESTRICTED

RESTRICTED

AIRCRAFT INSTRUMENT TEST EQUIPMENT, TOOLS, ACCESSORIES AND UNIT SERVICING SPARES

SECTION 6C—cont.

1	2	3	4	5	6	7
	TEST SETS—cont.					
	Automatic Pilots—cont.					
	Mark 10/10A, No. 2—cont.					
	Accessories—cont.					
	Tilting fixture, 0° to 5°					
	Accessories—cont.					
2066	Transformer, 2 v	EAP.4992	1	C	each
	Spares:—					
2034	Adaptor	71TE	1	A	"
2067	Transformer, 107 v	EAP.7335/1	1	C	"
	Spares:—					
1652	Adaptor		1	A	set
	Comprising:—	Test set to:—				
2635	Cable, adaptor, (TS2-6 to PU)	Pressure unit	TE.7464	1	C	each
2636	Cable, adaptor (TS2-13 to CU/AS)	Locking unit	TE.7465	1	C	"
2637	Cable, adaptor (TS2-13 to CU/HT)	Locking unit	TE.7466	1	C	"
2638	Cable, adaptor (TS2-21 to CU.3)	Coupling unit	TE.7467	1	C	"
2639	Cable, adaptor (CU.2)	Coupling unit	TE.7468	1	C	"
2640	Cable, adaptor (CU.1)	Coupling unit	TE.7469	1	C	"
2641	Cable, adaptor (G1 or G2)	Dummy load or Gyro unit	TE.7470	1	C	"
2642	Cable, adaptor	Dummy load (elevator)	TE.7471	1	C	"
2643	Cable, adaptor	Dummy load (aileron)	TE.7472	1	C	"
2644	Cable, adaptor	Dummy load (rudder)	TE.7473	1	C	"
2645	Cable, adaptor	Amplifier (J.8)	TE.7474	1	C	"
2646	Cable, adaptor	Amplifier (J.13)	TE.7475	1	C	"
2647	Cable, adaptor	Heating control unit (H.C.1)	TE.7481	1	C	"
2648	Cable, adaptor	Amplifier (TS2-7 to J7)	TE.8804	1	C	"
2649	Cable, adaptor	Amplifier (TS2-3 to Test B)	TE.8805	1	C	"
2650	Cable, adaptor	Amplifier (TS2-10 to Test A)	TE.8806	1	C	"
2651	Cable, adaptor	Coupling unit (TS2-17 to J5)	TE.8858	1	C	"
—	Cap, indicator, amber	Reference 5CX/5527		2	—	—
—	Cap, indicator, green	Reference 5CX/5526		1	—	—
—	Cap, indicator, red	Reference 5CX/5524		2	—	—

RESTRICTED

RESTRICTED

AIRCRAFT INSTRUMENT TEST EQUIPMENT, TOOLS, ACCESSORIES AND UNIT SERVICING SPARES

SECTION 6C—cont.

1	2	3	4	5	6	7
	TEST SETS—cont.					
	Automatic Pilots—cont.					
	Mark 10/10A, No. 2—cont.					
	Spares—cont.					
3718	Cap, potentiometer	Simmonds Aero, SK4792	3	C	each
3713	Choke, L1	TE.5201	1	C	"
3714	Choke, L2	TE.6904	1	C	"
—	Filament, lamp, 28 V., 0.04 A. .. .	Reference 5L/9959118		5	—	—
—	Fuse unit	Reference 10H/0590170		5	—	—
3719	Knob	Berco N.620	4	C	each
—	Knob	Reference 10AK/125		7	—	—
—	Lampholder, amber	Reference 5CX/5321		2	—	—
—	Lampholder, green	Reference 5CX/5401		1	—	—
—	Lampholder, red	Reference 5CX/5400		2	—	—
—	Link, fuse, Type 502	Reference 10H/20433		5	—	—
—	Meter, 50 microamp, 0–15 V. D.C. .. .	Reference 5Q/25887		1	—	—
—	Meter, 50 microamp, 0–15 V. A.C. .. .	Reference 5Q/25886		1	—	—
3717	Nut, locking, potentiometer	30-27B-802-39.	16	C	each
3692	Potentiometer, 5 ohms/25 ohms	40-541-906	1	C	"
3696	Potentiometer, 50 ohms	CLR.1206-263	1	C	"
3694	Potentiometer, 500 ohms	CLR.1206-263	6	C	"
3693	Potentiometer, 1K ohm	40-531-042-10	2	C	"
3700	Potentiometer, 2.5K ohms	40-541-492-25	1	C	"
3695	Potentiometer, 5K ohms	CLR.1206-263	1	C	"
3699	Potentiometer, 5K ohms	40-531-032-50	1	C	"
3698	Potentiometer, 10K ohms	40-531-033-10	1	C	"
3697	Potentiometer, 10K/10K	CLR.4210-95	1	C	"
—	Rectifier	Reference 10CV/5174		2	—	—
—	Relay, magnetic	Reference 10F/0119270		21	—	—
1954	Signal, Aysynn, synchro, Type A .. .	Code 400/1, 26 V .. .	Smiths No. C.464	1	B	each
2074	Simulator, potentiometer, gyro vertical roll	499/TE	1	A	"

RESTRICTED

RESTRICTED

AIRCRAFT INSTRUMENT TEST EQUIPMENT, TOOLS, ACCESSORIES AND UNIT SERVICING SPARES

SECTION 6C—cont.

1	2	3	4	5	6	7
	TEST SETS—cont.					
	Automatic pilots—cont.					
	Mark 10/10A, No. 2—cont.					
	Spares—cont.					
	Simulator, potentiometer, gyro vertical roll—cont.					
	Spares:—					
2456	Gasket, end	TE.10227	1	C	each
2457	Knob	40-241-11	1	C	"
—	Resistor, 10K ohms	Reference 10W/0113511	RWY4K	1	C	"
2458	Resistor, variable, 2.5K ohms	CLR.4201/11	1	C	"
—	Switch, toggle	Reference 10F/0510580		4	—	—
—	Switch, toggle	Reference 10F/0510504		6	—	—
3704	Switch, rotary	TE.8651	2	C	each
3703	Switch, rotary	TE.8644	1	C	"
3702	Switch, rotary	TE.8636	1	C	"
3701	Switch, rotary	TE.8632	1	C	"
3706	Switch, rotary	TE.8839	1	C	"
3705	Switch, rotary	TE.8655	1	C	"
—	Terminal	Reference 10H/22069	Painton, 311147	5	—	—
3710	Transformer	TE.5003	1	A	each
3712	Transformer	TE.5006	1	C	"
3707	Transformer	TE.5008	4	A	"
3711	Transformer	TE.5012	1	C	"
3708	Transformer	TE.5014	2	C	"
3709	Transformer	TE.5034	1	C	"
—	Valve, electronic	Reference 10CV/449		1	—	—
—	Valve, electronic	Reference 10CV/2209		4	—	—
—	Valve, electronic	Reference 10CV/4004		3	—	—
—	Valve, electronic	Reference 10CV/4005		2	—	—
—	Valve, electronic	Reference 10CV/4014		1	—	—
—	Valve, electronic	Reference 10CV/4043		1	—	—
—	Valve, electronic	Reference 10CV/4062		2	—	—
2161	Mark 10B, No. 1	678/XTE	—	A	each
3251	Mark 10B, No. 1, Type B	Argosy C.1	678/IIE	—	A	"
					A/L.157	

RESTRICTED

RESTRICTED

AIRCRAFT INSTRUMENT TEST EQUIPMENT, TOOLS, ACCESSORIES AND UNIT SERVICING SPARES

SECTION 6C—cont.

1	2	3	4	5	6	7
	TEST SETS—cont.					
	Automatic Pilots—cont.					
2158	Mark 10B, No. 2, Type A	For electro-mechanical units	759/XTE	—	A	each
2159	Mark 10B, No. 2, Type B	For electronic units	760/XTE	—	A	"
1588	Mark 12		—	A	"
2020	Mark 12, No. 2	For Auto-pilot, Mark 12		—	A	"
	Spares:—					
—	Cap, lampholder	Reference 10AT/0119197		4	—	—
—	Cover, lamp, amber	Reference 10AE/9707774		8	—	—
—	Cover, lamp, green	Reference 10AE/9453206		2	—	—
—	Cover, lamp, red	Reference 10AE/9453207		2	—	—
—	Fuse, 0.25 amp.	Reference 10H/0590107		1	—	—
—	Fuse, 0.5 amp.	Reference 10H/0590108		7	—	—
—	Fuse, 2 amp.	Reference 10H/0590110		1	—	—
—	Fuse, 3 amp.	Reference 10H/0590111		2	—	—
—	Fuse, 5 amp.	Reference 10H/0590112		4	—	—
—	Indicator, flag, magnetic	Reference 5CZ/5073		4	—	—
—	Lamp, 6.5 v., 0.3 amp., screw cap/tubular	Reference 5L/9951294		2	—	—
—	Lamp, 24 v., 2.8 w., S.P. screw cap/tubular	Reference 5L/9951232		10	—	—
—	Lampholder	Reference 10AE/0119194		12	—	—
—	Meter, frequency	Reference 5Q/154		1	—	—
—	Micro-ammeter, 50–0–50 m.a., 975 ohms	Reference 5Q/25551		3	—	—
—	Micro-ammeter, 100–0–100 m.a., D.C.	Reference 5Q/25964		1	—	—
—	Micro-ammeter, 500–0–500 m.a.	Reference 5Q/25961		1	—	—
—	Milli-ammeter, 0.25 m.a., D.C.	Reference 5Q/25965		2	—	—
—	Relay	Reference 10F/0119271		1	—	—
—	Relay, high-speed	Reference 10F/0530039		1	—	—
—	Voltmeter, 0.200 v., A.C., 400 c/s	Reference 5Q/25378		1	—	—
—	Voltmeter, 0.200 v., A.C., 400 c/s	Reference 5Q/25962		1	—	—
—	Voltmeter, 0.50 v., D.C.	Reference 5Q/25960		1	—	—
—	Voltmeter, 0.50 v., D.C.	Reference 5Q/25963		1	—	—
—	Voltmeter, 1–0–1 v., D.C.	Reference 5Q/25966		1	—	—

RESTRICTED

RESTRICTED

AIRCRAFT INSTRUMENT TEST EQUIPMENT, TOOLS, ACCESSORIES AND UNIT SERVICING SPARES

SECTION 6C—cont.

1	2	3	4	5	6	7
	TEST SETS—cont.					
	Automatic pilots—cont.					
	Mark 13, No. 1					
2038	Accessories:—		TD.13000	1	A	each
2130	Adaptor, cable	MRG distribution box to test set		1	A	"
2131	Adaptor, cable	Aircraft Mk. 13 test panel to test set		1	A	"
2132	Case, transit, portable		1	A	"
	Spares:—					
3954	Bezel	TA.4013	2	C	"
—	Cap, retaining	Reference 10AP/0970184		2	—	—
3957	Case, catch	For actuator simulator	A.IMHOFF. 202115	2	C	each
3947	Case, catch	For test set.	A.IMHOFF. 203115	2	C	"
—	Cover, lamp, red	Reference 5CX/ZA.37643.. .. .		1	—	—
—	Cover, signal, lamp, red	Reference 5CX/0119196		1	—	—
3953	Gasket, bezel	TA.4014	2	C	each
3949	Gasket, shield	3A-21142	1	C	"
—	Holder, lamp	Reference 5CX/ZA.37642.. .. .		1	—	—
—	Holder, signal, lamp	Reference 5CX/0119194		1	—	—
—	Knob, finger	Reference 10AK/0970186.. .. .		5	—	—
—	Lamp, 28 V., clear, 0.05 amp. MES.T	Reference 5L/9951286		2	—	—
—	Meter, milliammeter, D.C., M.C.	Reference 5Q/		1	—	—
3950	Meter, (scaled 0-500 m.a.) and transformer	Type 2000	1	A	each
3955	Motor, torque	3C.506	1	A	"
—	Mounting, metal	Reference		2	—	—
—	Plug, Mk. 4, 3 way, pos. 0	Reference 10H/0560060		1	—	—
—	Plug, Mk. 4, 12 way, pos. 5	Reference 10H/0560155		1	—	—
—	Plug, Mk. 4, 25 way, pos. 0	Reference 10H/0560200		1	—	—
—	Potentiometer, 3-3K ohms	Reference 10W/		1	—	—
—	Resistor, 47 ohms, 1/2 W	Reference 10W/0215082		1	—	—
—	Resistor, 47 ohms, 1.5 W.. .. .	Reference 10W/0113223		4	—	—
3948	Shield, light	3A.21143	1	C	each
—	Socket, Mk. 4, 12 way, pos. 0	Reference 10H/0560330		1	—	—

RESTRICTED

RESTRICTED

AIRCRAFT INSTRUMENT TEST EQUIPMENT, TOOLS, ACCESSORIES AND UNIT SERVICING SPARES

SECTION 6C—cont.

1	2	3	4	5	6	7
	TEST SETS—cont.					
	Automatic pilots—cont.					
	Mark 13, No. 1—cont.					
	Spares—cont.					
—	Socket, Mk. 4, 25 way, pos. 0	Reference 10H/0560380		1	—	—
—	Socket, Mk. 4, 25 way, pos. 1	Reference 10H/0560381		1	—	—
—	Socket, Mk. 4, 25 way, pos. 2	Reference 10H/0560382		1	—	—
—	Switch, 3 pole, 3 way	Reference 10F/		1	—	—
—	Switch, 3 pole, 7 way	Reference 10F/9402351		1	—	—
3956	Switch, 8 pole, 5 way	NSF.OAK	1	B	each
—	Switch, DPCO (bias)	Reference 10F/0510555		1	—	—
—	Switch, DPCO	Reference 10F/0510554		1	—	—
—	Switch, retaining cap	Reference 10F/0970184		3	—	—
—	Switch, S.P. biased off	Reference 10F/0510553		1	—	—
3952	Window assy., actuator, ind.	TA.4041	1	B	each
3951	Window assy., torque motor	TA.4040	—	A	"
2039	Mark 13, No. 2	3D.6348	—	A	"
	Comprising:—					
2148	Console unit	3D.6288	1	A	"
3085	Jig, displacement, throttle actuator		1	A	"
2149	Panel, test, No. 1	3D.6243	1	A	"
2150	Panel, test, No. 2	3D.6245	1	A	"
2151	Panel, test, computer		1	A	"
	Comprising:—					
2888	Panel, bottom	3D.5410	1	A	"
2887	Panel, centre	3D.5408	1	A	"
2885	Panel, distribution, No. 2	3D.6235	1	A	"
2886	Panel, top	3D.5412	1	A	"
	Accessories:—					
2889	Cabinet	3D.5444	1	A	"
2871	Cable, adaptor	3D.6288/25	1	B	"
2872	Cable, adaptor	3D.6288/26	1	B	"
2873	Cable, adaptor	3D.6288/27	1	B	"
2874	Cable, adaptor	3D.6288/28	1	B	"

RESTRICTED

RESTRICTED

AIRCRAFT INSTRUMENT TEST EQUIPMENT, TOOLS, ACCESSORIES AND UNIT SERVICING SPARES

SECTION 60—cont.

1	2	3	4	5	6	7
	TEST SETS—cont.					
	Automatic pilots—cont.					
	Mark 13, No. 2—cont.					
	Accessories—cont.					
2875	Cable, adaptor	3D.6288/29	1	B	each
2876	Cable, adaptor	3D.6288/30	1	B	"
2877	Cable, adaptor	3D.6288/31	1	B	"
2878	Cable, adaptor	3D.6288/32	1	B	"
2879	Cable, adaptor	3D.6288/33	1	B	"
2880	Cable, adaptor	3D.6288/34	1	B	"
2881	Cable, adaptor	3D.6288/35	1	B	"
2882	Cable, adaptor	3D.6288/36	1	B	"
2890	Cable, adaptor	3B.5800	1	B	"
2891	Cable, adaptor	3B.5801	1	B	"
2892	Cable, adaptor	3B.5802	1	B	"
2893	Cable, adaptor	3B.5803	1	B	"
2894	Cable, adaptor	3B.5804	1	B	"
2895	Cable, adaptor	3B.5805	1	B	"
2896	Cable, adaptor	3B.5806	1	B	"
2897	Cable, adaptor	3B.5807	1	B	"
2898	Cable, adaptor	3B.5808	1	B	"
2899	Cable, adaptor	3B.5809	1	B	"
2870	Connector, mains, 3 phase, 400 V.		1	B	"
2883	Pipe unit, high pressure flex	3B.8013	1	B	"
2884	Pipe unit, low pressure flex	3B.8015	1	B	"
	Spares:—					
3946	A.C. pick-off	3A.25599	2	A	"
—	Bulb, 3.5 V., 0.04a., MES fitting	Reference 5L/9951143		1	—	—
—	Cap, lamp, red	Reference 5L/0119196		3	—	—
—	Cap, lampholder, red	Reference 10AT/9493821		10	—	—
3933	Cock, drain, $\frac{3}{8}$ in. B.S.P.		1	C	each
3932	Filter, MFHA. 2110, purolator		2	C	"
3929	Filter, sub-assy.	3D.24903	2	C	"
—	Fuse, 1 amp.	Reference 10F/0590109		5	—	—

RESTRICTED

RESTRICTED

AIRCRAFT INSTRUMENT TEST EQUIPMENT, TOOLS, ACCESSORIES AND UNIT SERVICING SPARES

SECTION 60—cont.

1	2	3	4	5	6	7
	TEST SETS—cont.					
	Automatic pilots—cont.					
	Mark 13, No. 2—cont.					
	Spares—cont.					
—	Fuse, 2 amp.	Reference 10F/0590110		4	—	—
—	Fuse, 10 amp.	Reference 10F/0119925		3	—	—
4390	Hose, flex, 6 $\frac{3}{8}$ in. long		3D.6289/17	1	C	each
3934	Indicator, gyro		PL.3D/6225	1	A	"
3943	Indicator, tachometer		PL.3D/6350	1	A	"
3970	Knob assy.		3A.21025	3	C	"
—	Knob, black	Reference 5CZ/7376		5	—	—
—	Knob, black	Reference 10AK/0970186		5	—	—
—	Knob, increase, voltage	Reference 10AK/0970189		1	—	—
—	Lamp, 6 v., 3 w. MES. 15 mm.	Reference 5L/9951236		2	—	—
—	Lamp, 24 v., 3 w. MES. 15 mm.	Reference 5L/9951273		3	—	—
—	Lamp, 28 v., 3-5 w.	Reference 5L/9951272		1	—	—
—	Lampholder	Reference 5CX/0119194		2	—	—
—	Lampholder	Reference 10AE/3637		5	—	—
3965	Meter, 0-25 ma.		3B.5817	1	A	each
3961	Meter, 3-0-3 ma.		3B.5815	1	A	"
3962	Meter, 3-0-3 ma.		3B.5816	1	A	"
3958	Meter, 10-0-10/1.5-0-1.5 ma.		3B.5812	1	A	"
3959	Meter, 10-0-10/1.5-0-1.5 ma.		3B.5813	1	A	"
3960	Meter, 10-0-10/2.5-0-2.5 ma.		3B.5814	1	A	"
3967	Meter, 50 ma./125 mv.		3B.5819	1	A	"
3966	Meter, 100-0-100 ma.		3B.5818	1	A	"
3944	Meter, 100-0-100 ma.		3705	1	A	"
3964	Meter, 500-0-500 ma., 100-0-100 ma.		3B.5811	1	A	"
3938	Meter, 0-15 v., A.C., 500 ma.		2000	1	A	"
3945	Meter, 25 v., A.C., scaled 250 ma. A.C.		3705	1	A	"
3939	Meter, 0-50 v., D.C.		2000	1	A	"
3940	Meter, 0-150 v., A.C., 400 c/s		2000	1	A	"
3936	Meter, F.S.D., 1-0-1 ma.		3705	1	A	"

RESTRICTED

RESTRICTED

AIRCRAFT INSTRUMENT TEST EQUIPMENT, TOOLS, ACCESSORIES AND UNIT SERVICING SPARES

SECTION 6C—cont.

1	2	3	4	5	6	7
	TEST SETS—cont.					
	Automatic pilots—cont.					
	Mark 13, No. 2—cont.					
	Spares—cont.					
3937	Meter, F.S.D., 50–0–50 ma., scaled 100–0–100	Reference 5UD/	3705	1	A	each
—	Motor, torque	Reference 6T/695		1	—	—
—	Pick-off, A.C.	Roll, pitch and yaw	PL.3B.8013	4	C	each
3927	Pipe, flexible, sub-assy.	Bleed system and indicator pipes	PL.3B.8015	4	C	—
3928	Pipe, flexible, sub-assy.	Reference 10H/0560130		1	—	—
—	Plug, fixed, Mk. 4, 4 way, pos. 0	Reference 10H/0560151		1	—	—
—	Plug, fixed, Mk. 4, 12 way, pos. 1	Reference 10H/0562503		1	—	—
—	Plug, unitor, 12 way	Reference 10H/0562504		2	—	—
—	Plug, unitor, 18 way	Reference 10W/0271101		1	—	—
—	Potentiometer, 10 ohms, 1 w, w. w.	Reference 10W/0271309		1	—	—
—	Potentiometer, 100 ohms, 5 w	Reference 10W/		1	—	—
—	Potentiometer, 100 ohms, 10 w, w.w.	Reference 10W/0271410		2	—	—
—	Potentiometer, 250 ohms, 5 w	Reference 10W/		1	—	—
—	Potentiometer, 12 K ohms, 1 w			1	—	—
3930	Power pack, hydraulic		3D.6291	1	A	each
—	Resistor, variable, 250 ohms, 3 w	Reference 10W/		1	—	—
—	Resistor, variable, 330 ohms, 15 w	Reference 10W/		1	—	—
—	Resistor, variable, 500 ohms, 15 w	Reference 10W/		2	—	—
—	Resistor, variable, 1K ohms, 1 w	Reference 10W/0271606		1	—	—
—	Retainer, unitor, 12 way	Reference 10H/9115882		1	—	—
—	Retainer, unitor, 18 way	Reference 10H/9115881		2	—	—
—	Seal, bonded	Reference 28F/9429532		8	—	—
	Sockets, electrical, fixed, female shell:—					
—	2 pole, pos. 0	Reference 10H/0560230		1	—	—
—	4 pole, pos. 0	Reference 10H/0560310		1	—	—
—	6 pole, pos. 0	Reference 10H/0560260		1	—	—
—	6 pole, pos. 1	Reference 10H/0560261		1	—	—
—	6 pole, pos. 2	Reference 10H/0560262		1	—	—
—	6 pole, pos. 3	Reference 10H/0560263		1	—	—
—	6 pole, pos. 4	Reference 10H/0560264		1	—	—

RESTRICTED

RESTRICTED

AIRCRAFT INSTRUMENT TEST EQUIPMENT, TOOLS, ACCESSORIES AND UNIT SERVICING SPARES

SECTION 6C—cont.

1	2	3	4	5	6	7
	TEST SETS—cont.					
	Automatic pilots—cont.					
	Mark 13, No. 2—cont.					
	Spares—cont.					
	Sockets, electrical, fixed, female shell—cont.					
—	12 pole, pos. 0	Reference 10H/0560330		1	—	—
—	12 pole, pos. 1	Reference 10H/0560331		1	—	—
—	12 pole, pos. 2	Reference 10H/0560332		1	—	—
—	12 pole, pos. 4	Reference 10H/0560334		1	—	—
—	12 pole, pos. 5	Reference 10H/0560335		1	—	—
—	Socket, electrical, unitor, 12 pole	Reference 10H/0562508		1	—	—
—	Socket, electrical, unitor, 18 pole	Reference 10H/0562509		2	—	—
—	Starter, direct-on-line, series 4	Reference 5CW/		1	—	—
3942	Switch, 1 pole, 11 way, 1 bank	3B.8395	1	B	each
3941	Switch, 2 pole, 4 way, 1 bank	3B.8394	1	B	—
3968	Switch, 3 pole, 2 way	3B.5821	1	B	—
3969	Switch, 16 pole, 6 way	3B.5820	1	B	—
—	Switch, 4 P.C.O.	Reference 10F/		2	—	—
—	Switch, D.P.C.O.	Reference 10F/0510554		15	—	—
—	Switch, D.P.C.O. (biased)	Reference 10F/0510555		7	—	—
—	Switch, P.D.T.	Reference 10F/17113		1	—	—
3935	Switch, rotary, 4 pole, 4 way, 2 bank		1	B	each
—	Switch, S.P., on/off	Reference 10F/0510553		1	—	—
—	Switch, toggle	Reference 10F/0510581		1	—	—
—	Switch, toggle, D.P.D.T.	Reference 10F/0510583		30	—	—
—	Switch, toggle, 4 P.D.T. SMSB	Reference 10F/5800407		7	—	—
—	Terminal, spring loaded	Reference 10H/		1	—	—
3963	Transformer	3C.5046	1	A	each
—	Union, adaptor	Reference 28F/9439104		4	—	—
—	Union, reducing, $\frac{1}{4}$ in. \times $\frac{3}{8}$ in. BSP.	Reference 28F/6768		1	—	—
3931	Valve, stop, Type 514/35		1	B	each
3971	Varic, single phase, 135 v., 400 c/s	3D.6393	1	B	—
1977	Mark 14	1st line. Naval aviation only		—	A	—
1911	Mark 17	1st line. Naval aviation only		—	A	—

RESTRICTED

RESTRICTED

AIRCRAFT INSTRUMENT TEST EQUIPMENT, TOOLS, ACCESSORIES AND UNIT SERVICING SPARES

SECTION 6C—cont.

1	2	3	4	5	6	7
	TEST SETS—cont.					
	Automatic Pilots—cont.					
	Mark 17—cont.					
	Accessories:—					
1974	Response, auto-pilot, Mark 17	To meet Response testing requirements. See Vixen aircraft.		—	A	each
	Accessories:—					
2948	Cable assy., 18 way		1561	1	A	"
2949	Cable assy., 25 way		1562	1	A	"
	Spares:—					
3507	Card A, rectifier		NDN.1460	1	C	"
3519	Card A, rectifier		NDN.1717	1	C	"
3508	Card B, signal generator		NDN.1461	1	C	"
3514	Card B, Y. amplifier		NDN.1584	1	C	"
3509	Card C, amplifier		NDN.1462	1	C	"
3515	Card C, X. amplifier and time base		NDN.1585	1	C	"
3513	Card D, loom board		NDN.1583	1	C	"
3516	Card D, scope		NDN.1586	1	C	"
3510	Card E, frequency selector		NDN.1463	1	C	"
3517	Card E, gain selector board		NDN.1587	1	C	"
3518	Card F, loom board		NDN.1588	1	C	"
3506	Choke		NDN.1456	1	C	"
3502	Coil assy. deflection		NDN.1452/5	1	C	"
3501	Gasket, case		NDN.1457/208	1	C	"
3503	Lamina		NDN.1452/220	1	C	"
3504	Lamina		NDN.1453/211	1	C	"
3500	Lid assy.		NDN.1457	1	C	"
3511	Switch, wafer		NDN.1560/202	1	C	"
3512	Switch, wafer		NDN.1560/203	1	C	"
3520	Terminal, spring loaded		Painton 311147	1	C	"
3521	Terminal, spring loaded		312038	1	C	"
3505	Transformer		NDN.1454	1	C	"
	Spares:—					
2368	Cradle, balancing	For Ref. No. 1911	T.G.1510	—	A	"
					A/L.	168

RESTRICTED

RESTRICTED
71

AIRCRAFT INSTRUMENT TEST EQUIPMENT, TOOLS, ACCESSORIES AND UNIT SERVICING SPARES

SECTION 6C—cont.

1	2	3	4	5	6	7
	TEST SETS—cont.					
	Automatic Pilots—cont.					
	Mark 17—cont.					
	Spares—cont.	For Ref. No. 1911				
2545	Lens, cap and cover assy.	NDN/452/10	2	C	each
2367	Rig, running	T.G.1509	—	A	"
2546	Switch, wafer	NDN/452/227	1	C	"
2547	Switch, wafer	NDN/452/228	1	C	"
2548	Switch, wafer	NDN/452/229	1	C	"
2549	Washer, rubber	Bulgin K.107	1	C	"
3997	Mark 28	1st line. Naval aviation only	NID.3680	1	A	"
3389	Mark 28, No. 1	As Ref. No. 3388, but without cables, case and strap	4864	1	A	"
3388	Mark 28, No. 1, complete	Scout	4863	—	A	"
	Comprising:—					
4310	Cable assy., A.T.1	LN.4511	1	B	"
	Spares:—					
4767	Uni-tube assembly	NDN.4511/3	1	B	"
4311	Cable assy., A.T.2	LN.4512	1	B	"
4312	Cable assy., A.T.3	LN.4513	1	B	"
4314	Cable assy., G.T.5	LN.4515	1	B	"
	Spares:—					
4770	Uni-tube assembly	NDN.4515/3	1	B	"
4313	Cable assy., S.T.4	LN.4514	1	B	"
	Spares:—					
4769	Junction box assembly, Type C	NDN.4514/4	1	A	"
4768	Uni-tube assembly	NDN.4514/3	1	B	"
4315	Cable assy., 26-way	LN.4516	1	B	"
	Spares:—					
4773	Base, rubber	NDN.4516/203	1	C	"
4771	Box sub-assembly	NDN.4516/3	1	B	"
4774	Bush	NDN.4516/204	1	C	"
4775	Bush	NDN.4516/205	1	C	"
4772	Cover	NDN.4516/202	1	B	"

RESTRICTED

RESTRICTED

AIRCRAFT INSTRUMENT TEST EQUIPMENT, TOOLS, ACCESSORIES AND UNIT SERVICING SPARES

SECTION 6C—cont.

1	2	3	4	5	6	7
	TEST SETS—cont.					
	Automatic Pilots—cont.					
	Mark 28, No. 1, complete—cont.					
	Comprising—cont.					
	Cable assy., 26-way—cont.					
	Spares—cont.					
4778	Cover, plug	NDN.4516/210	1	C	each
4776	Hood, modified	NDN.4516/207	1	C	"
4777	Nameplate	NDN.4516/208	1	C	"
4316	Case, carrying	LN.4519	1	B	"
4384	Strap, carrying	4541	1	C	"
4754	Mark 28, No. 2, complete	Wasp. 2nd line. Naval aviation only	NDN.4527	—	A	"
	Comprising:—					
4758	Adaptor, sub-assy., 9-way	NDN.4531	1	A	"
4766	Adaptor, sub-assy., 20-way	NDN.4539	1	A	"
4757	Adaptor, test, 26-way, module continuity	NDN.4530	1	C	"
4759	Cable assy., (A.C.U.)	NDN.4532	1	C	"
4760	Cable assy., (R.G.U.)	NDN.4533	1	C	"
4761	Cable assy., (S.T.L.)	NDN.4534	1	C	"
4762	Cable assy., (S.W.)	NDN.4535	1	C	"
4763	Cable assy., (heat sink)	NDN.4536	1	C	"
4764	Cable assy., A4 (amp. type L)	NDN.4537	1	C	"
4765	Cable assy., A5, (amp. type L)	NDN.4538	1	C	"
4867	Cable assy., (R.P.U.)	NDN.4540	1	C	"
4866	Case, carrying	NDN.4526	1	A	"
4756	Test rig, rate gyro.	NDN.4529	1	C	"
4755	Test set, Mark 28, No. 2	NDN.4528	1	A	"
	Spares:—					
5007	Bearing, $\frac{9}{16}$ in. long	NDN.4529/5/ ND/2	—	C	"
5001	Choke	NDN.4505		C	"
4965	Dial, engraved	NDN.4528/275		C	"
4966	Dial, engraved	NDN.4528/276		C	"
4967	Dial, engraved	NDN.4528/277		C	"
					A/L.	168

RESTRICTED

RESTRICTED
72A

AIRCRAFT INSTRUMENT TEST EQUIPMENT, TOOLS, ACCESSORIES AND UNIT SERVICING SPARES

SECTION 6C—cont.

1	2	3	4	5	6	7
	TEST SETS—cont.					
	Automatic Pilots—cont.					
	Mark 28, No. 2, complete—cont.					
	Comprising—cont.					
	Test set, Mark 28, No. 2 —cont.	Wasp 2nd line. Naval aviation only				
	Spares—cont.					
4968	Dial, engraved	NDN.4528/278		C	each
4969	Dial, engraved	NDN.4528/279		C	"
4970	Dial, engraved	NDN.4528/280		C	"
4971	Dial, engraved	NDN.4528/281		C	"
4972	Dial, engraved	NDN.4528/282		C	"
4973	Dial, engraved	NDN.4528/283		C	"
4974	Dial, engraved	NDN.4528/289		C	"
4982	Dial, engraved	NDN.4528/327		C	"
4979	Drive, engraving, slow motion	NDN.4528/344		C	"
4980	Drive, engraving, slow motion	NDN.4528/345		C	"
4945	Heat sink assembly	NDN.4528/20		C	"
4981	Index pointer	NDN.4528/358		C	"
4975	Indicator	NDN.4528/316		C	"
4951	Indicator, flat top, red	NDN.4528/ND/ 123		C	"
4976	Insulator..	NDN.4528/336		C	"
4983	Lens, indicator, amber, A	NDN.4528/361		C	"
4984	Lens, indicator, amber, B	NDN.4528/362		C	"
4985	Lens, indicator, amber, E	NDN.4528/363		C	"
4986	Lens, indicator, amber, H	NDN.4528/364		C	"
4987	Lens, indicator, amber, M	NDN.4528/365		C	"
4988	Lens, indicator, amber, R.P.	NDN.4528/366		C	"
4996	Lens, indicator, blue, C	NDN.4528/374		C	"
4997	Lens, indicator, blue, CC	NDN.4528/375		C	"
4989	Lens, indicator, green, A	NDN.4528/367		C	"
4990	Lens, indicator, green, B	NDN.4528/368		C	"
4991	Lens, indicator, green, C	NDN.4528/369		C	"
4992	Lens, indicator, green, D	NDN.4528/370		C	"

RESTRICTED

72B

RESTRICTED

AIRCRAFT INSTRUMENT TEST EQUIPMENT, TOOLS, ACCESSORIES AND UNIT SERVICING SPARES

SECTION 6C—cont.

1	2	3	4	5	6	7
	TEST SETS—cont.					
	Automatic Pilots—cont.					
	Mark 28, No. 2, complete—cont.	Wasp 2nd line. Naval aviation only				
	Comprising—cont.					
	Test set, Mark 28, No. 2—cont.					
	Spares—cont.					
4993	Lens, indicator, green, E	NDN.4528/371		C	each
4998	Lens, indicator, white, F	NDN.4528/376		C	"
4995	Lens, indicator, white, N	NDN.4528/373		C	"
4994	Lens, indicator, white, P	NDN.4528/372		C	"
4956	Meter	NDN.4528/210		C	"
4954	Rail, module mounting	NDN.4528/202		C	"
4955	Rail, module mounting	NDN.4528/214		C	"
4977	Seal	NDN.4528/337		C	"
4978	Seal	NDN.4528/338		C	"
4999	Shim	NDN.1053/296		C	"
5000	Shim	NDN.1053/300		C	"
5006	Spring	NDN.4529/212		C	"
4957	Switch, wafer	NDN.4528/216		C	"
4958	Switch, wafer	NDN.4528/250		C	"
4959	Switch, wafer	NDN.4528/251		C	"
4960	Switch, wafer	NDN.4528/253		C	"
4961	Switch, wafer	NDN.4528/254		C	"
4962	Switch, wafer	NDN.4528/257		C	"
4963	Switch, wafer	NDN.4528/258		C	"
4964	Switch, wafer	NDN.4528/259		C	"
4943	Terminal board	NDN.4528/17		C	"
4944	Terminal board	NDN.4528/18		C	"
4946	Terminal board	NDN.4528/21		C	"
4949	Terminal board	NDN.4528/37		C	"
4950	Terminal board	NDN.4528/38		C	"
4947	Terminal board assembly	NDN.4528/27		C	"
4948	Terminal board assembly	NDN.4528/32		C	"
4952	Terminal board assembly	NDN.4528/26		C	"
					A/L.	168

RESTRICTED

72C

RESTRICTED

AIRCRAFT INSTRUMENT TEST EQUIPMENT, TOOLS, ACCESSORIES AND UNIT SERVICING SPARES

SECTION 6C—cont.

1	2	3	4	5	6	7
	TEST SETS—cont.					
	Automatic Pilots—cont.					
	Mark 28, No. 2, complete—cont.	Wasp 2nd line. Naval aviation only.				
	Comprising—cont.					
	Test set, Mark 28, No. 2—cont.					
	Spares—cont.					
4953	Terminal board assembly	NDN.4528/39		C	each
5002	Transformer	NDN.4798		C	"
5003	Transformer	NDN.4799		C	"
5004	Transformer	NDN.4800		C	"
5005	Transformer	NDN.4801		C	"
3380	Wasp	2nd. line, Naval aviation only	LM.4793		A	"
4565	Wessex, Mark 3	Naval aviation only	5062		A	"
	Autostabilisers:—					
1153	Mark 1, No. 1		—	A	"
	Spares:—					
2292	Box, junction, gyro assy.	IN.25157	1	C	"
	Spares:—					
—	Plug, free, Mark 2, 12 pole	Reference 10H/19148		1	—	—
—	Socket, fixed, Mark 4, 12 pole	Reference 10H/0560330		1	—	—
—	Socket, free, Mark 4, 12 pole	Reference 10H/0560182		1	—	—
2293	Box, junction, servo assy.	IN.25158	1	C	each
	Spares:—					
—	Plug, free, Mark 4, 6 pole	Reference 10H/0560300		1	—	—
—	Socket, fixed, Mark 4, 6 pole	Reference 10H/0560260		1	—	—
—	Socket, free, Mark 4, 12 pole	Reference 10H/0560181		1	—	—

RESTRICTED

RESTRICTED
72D

AIRCRAFT INSTRUMENT TEST EQUIPMENT, TOOLS, ACCESSORIES AND UNIT SERVICING SPARES

SECTION 6C—cont.

1	2	3	4	5	6	7
	TEST SETS—cont.					
	Autostabilisers—cont.					
	Mark 1, No. 1—cont.					
	Spares—cont.					
—	Knob, pointed, Type 98	Reference 10A/13084		2	—	—
—	Knob, Type 41 (input)	Reference 10A/12464		1	—	—
—	Milliammeter, 10–0–10 m.a.	Reference 5Q/12230		1	—	—
—	Milliammeter, 0–100 m.a.	Reference 5Q/63		2	—	—
—	Motor, electric, Type 610, c/w pinion	Reference 6S/56		1	—	—
—	Plug, fixed, Mark 4, 12 pole	Reference 10H/0560150		1	—	—
—	Plug, fixed, Mark 4, 12 pole	Reference 10H/0560151		1	—	—
—	Plug, fixed, Mark 4, 12 pole	Reference 10H/0560152		1	—	—
2294	Relay, adaptor, plug assy.	IN.25164	1	C	each
—	Resistor, fixed, w.w. 10 ohm, 10 w	Reference 10W/0112999		1	—	—
—	Resistor, fixed, w.w. 15 ohm, 10 w	Reference 10W/0113020		3	—	—
—	Resistor, fixed, w.w. 33 ohm, 3 w	Reference 10W/0113451		1	—	—
—	Resistor, fixed, 22 ohm	Reference 10W/0221027		1	—	—
—	Resistor, fixed, 68 ohm	Reference 10W/0221090		1	—	—
—	Resistor, fixed, 470 ohm	Reference 10W/0221195		1	—	—
—	Resistor, fixed, 560 ohm	Reference 10W/0221207		1	—	—
—	Resistor, fixed, 1,000 ohm	Reference 10W/0222006		1	—	—
—	Resistor, fixed, 1K ohm, 3/w.w.	Reference 10W/0222229		1	—	—
2295	Resistor, preset, 250 ohm, 5 w		1	C	each
2296	Resistor, variable assy.	IN.25156	1	C	—
—	Resistor, variable, 50 ohm, 1 w	Reference 10W/0271206		1	—	—
—	Socket, free, Mark 4, 12 pole	Reference 10H/0560180		1	—	—
—	Socket, relay	Reference 10H/20889		1	—	—
—	Socket, relay, polarised, Type 5M	Ref. No. 1865, T.M.C. Ltd.		2	—	—
—	Switch, D.P. (changeover)	Reference 10F/0510554		2	—	—
2288	Switch, oak, H.3 pole, 3-way, 2 blank	IN.25166	1	C	each
2289	Switch, oak, H.2 pole, 5-way, 5 bank	IN.25167	1	C	—
—	Switch, push, S.P. (changeover), Type 1290	Reference 10F/9325304		1	—	—
—	Switch, toggle, S.P. (on/off)	Reference 10F/0510551		4	—	—

RESTRICTED

73

RESTRICTED

AIRCRAFT INSTRUMENT TEST EQUIPMENT, TOOLS, ACCESSORIES AND UNIT SERVICING SPARES

SECTION 60—cont.

1	2	3	4	5	6	7
	TEST SETS—cont.					
	Autostabilisers—cont.					
1154	Mark 1, No. 2		—	A	each
	Spares:—					
—	Fuse link, Type 19	Reference 10H/95		1	—	—
—	Fuse unit, panel mounted	Reference 10H/0590100		1	—	—
—	Knob, potentiometer	Reference 10AK/0970178		1	—	—
—	Knob, wafer switch	Reference 10AK/0970179		1	—	—
—	Microammeter, 2½ in. 100–0–100	Reference 5Q/153		1	—	—
—	Milliammeter, 2½ in. 5–0–5	Reference 5Q/12527		1	—	—
—	Plug, fixed, Mark 4	Reference 10H/0560070		1	—	—
—	Plug, free, Mark 4, 12-pole	Reference 10H/0560360		1	—	—
—	Resistor, fixed, 150 ohm, 1.5 w ± 5%	Reference 10W/0113235		4	—	—
—	Resistor, fixed, 220 ohm	Reference 10W/0221152		1	—	—
—	Resistor, fixed, 3.3K ohm	Reference 10W/0222068		2	—	—
—	Resistor, fixed, 3.9K ohm	Reference 10W/0222080		1	—	—
—	Resistor, fixed, 6.8K ohm	Reference 10W/0222110		1	—	—
—	Resistor, fixed, 10K ohm	Reference 10W/0222131		1	—	—
—	Resistor, variable, 250 ohm, 2.5 w	Reference 10W/271408		1	—	—
2299	Screw, clamping			3	C	each
—	Socket, fixed, Mark 4, 6 pole	Reference 10H/0560260		1	—	—
—	Socket, fixed, Mark 4, 12 pole	Reference 10H/0560330		1	—	—
—	Socket, free, Mark 4, 12-pole	Reference 10H/0560180		1	—	—
—	Switch, push, Type 1290	Reference 10F/9325304		2	—	—
—	Switch, single pole (slotted dolly)	Reference 5CW/6780		1	—	—
—	Switch, toggle, single pole	Reference 10F/0510551		1	—	—
2298	Switch, wafer		IN.24991	1	C	each
2297	Transformer		IN.24953	3	C	"
—	Voltmeter, 2½ in. 15–0–15	Reference 5Q/7990		1	—	"
1207	Mark 2, No. 1		—	A	each
	Accessories:—					
1622	Adaptor	Swift and Scimitar aircraft		—	A	"
1623	Adaptor	Canberra, Valiant and Javelin aircraft		1	A	"

RESTRICTED

RESTRICTED

AIRCRAFT INSTRUMENT TEST EQUIPMENT, TOOLS, ACCESSORIES AND UNIT SERVICING SPARES

SECTION 6C—cont.

1	2	3	4	5	6	7
	TEST SETS—cont.					
	Autostabilisers—cont.					
	Mark 2, No. 1—cont.					
	Accessories—cont.					
	Adaptor—cont.					
	Spares:—	For Ref. Nos. 1622 and 1623.				
—	Plug, sealed, M4, free male shell, 12 pole ..	Reference 10H/0560360		1	—	—
—	Resistor, fixed, composition, grade 2, insulated 10K ohms, $\frac{1}{4}$ w	Reference 10W/0222131		1	—	—
—	Socket, sealed, M4, free female shell, 12 pole ..	Reference 10H/0560660		1	—	—
—	Spares:—					
	Capacitor, fixed electrolytic tubular metal case, 500 mfd.	Reference 6S/84		1	—	—
3034	Card, instruction	} Mod. ASTAB. S/63	NDN/343/203	1	C	each
3035	Card, instruction		NDN/344/201	1	C	"
3036	Card, instruction		NDN/453/210	1	C	"
1847	Disc		IN.30612	1	C	"
1846	Glass, disc		IN.30605	1	C	"
1845	Glass, lamp		IN.30615	1	C	"
1855	Holder, pilot lamp	Bulgin, M.E.S. 80/B		1	C	"
1853	Knob, control, pointer type	Bulgin, Type K.107		2	C	"
1854	Knob, round, with skirt	Bulgin, Type K.360		1	C	"
—	Lamp, filament, 24 v., 2-8 w	Reference 5L/9951273		1	C	"
1848	Motor, electric, 24 v.,	Pullin type, D.6	IN.30617	1	A	"
1849	Brush, carbon	Pullin, 64-33A		2	C	"
1850	Spring, brush	Pullin, 64-37A		2	C	"
	Plugs, sealed, M4, free male shell:—	Reference:—				
—	6 pole	10H/0560300		1	—	—
—	6 pole	10H/0560301		1	—	—
—	6 pole	10H/0560302		1	—	—
—	12 pole	10H/0560360		1	—	—
—	12 pole	10H/0560361		1	—	—
—	Relay, STC, midget, selected	6S/179		2	—	—

RESTRICTED

75

RESTRICTED

AIRCRAFT INSTRUMENT TEST EQUIPMENT, TOOLS, ACCESSORIES AND UNIT SERVICING SPARES

SECTION 6C—cont.

1	2	3	4	5	6	7
	TEST SETS—cont.					
	Autostabilisers—cont.					
	Mark 2, No. 1—cont.					
	Spares—cont.					
	Resistors, fixed, composition, grade 2, insulated:—					
—	330 ohms, $\frac{1}{2}$ w	Reference 10W/0221173		2	—	—
—	560 ohms, $\frac{1}{4}$ w	Reference 10W/0221205		4	—	—
—	680 ohms, $\frac{1}{4}$ w	Reference 10W/0221214		2	—	—
—	1.8K ohms, $\frac{1}{4}$ w	Reference 10W/0222037		1	—	—
—	2.2K ohms, $\frac{1}{4}$ w	Reference 10W/0222046		2	—	—
—	Resistor, fixed, wire wound:—					
—	150 ohms \pm 1%, 3 w	Reference 6S/85 Welwyn 1AW.3211		8	—	—
—	Resistor, variable, wire wound:—					
1852	300 ohms, 3 w	Colvern type CLR.4001/22		1	C	each
—	Socket, relay, miniature, Type 842	Reference 10H/20889. STC. LP.733787		1	—	—
—	Socket, sealed, M4, free female shell, 12 pole	Reference 10H/0560660		1	—	—
1851	Switch, 2 pole, 4-way, spindle, $\frac{1}{4}$ in.	Plessey type B.12		2	C	each
—	Switch, changeover, Type 1290	Reference 10F/1786		1	—	—
2003	Mark 2, No. 1 (Electro-hydraulic)		—	A	each
—	Spares:—					
—	Capacitor, 500 mfd.	Reference 6S/84		1	—	—
—	Coupler, cable unit, Mark 4, 12 pole	Reference 10H/0560663		1	—	—
—	Jacket, coupler	Reference 10H/0560660		1	—	—
—	Knob, control	Ref. No. 1857		2	—	—
—	Plug, fixed, Mark 4, 2 pole	Reference 10H/0560050		1	—	—
—	Plug, free, Mark 4, 6 pole	Reference 10H/0560302		1	—	—
—	Plug, free, Mark 4, 12 pole	Reference 10H/0560363		1	—	—
—	Plug, free, Mark 4, 12 pole	Reference 10H/0560361		1	—	—
—	Plug, free, Mark 4, 12 pole	Reference 10H/0560360		1	—	—
—	Resistor, fixed, 150 ohms, 1%	Reference 6S/85		8	—	—
—	Resistor, fixed, 1K, $\frac{1}{4}$ w, 1%	Reference 10W/0219555		1	—	—
—	Resistor, fixed, 1K, $\frac{1}{4}$ w, 10%	Reference 10W/0222005		2	—	—
—	Resistor, fixed, 2.2 K, $\frac{1}{4}$ w, 10%	Reference 10W/0222047		1	—	—

RESTRICTED

RESTRICTED

AIRCRAFT INSTRUMENT TEST EQUIPMENT, TOOLS, ACCESSORIES AND UNIT SERVICING SPARES

SECTION 6C—cont.

1	2	3	4	5	6	7
	TEST SETS—cont.					
	Autostabilisers—cont.					
	Mark 2, No. 1 (Electro-hydraulic)—cont.					
	Spares—cont.					
—	Resistor, fixed, 2.7K, $\frac{1}{4}$ w, 10%	Reference 10W/0222059		2	—	—
2301	Resistor, variable, 1K, 3 w	Colvern, CLR/ 4001/11.	1	C	each
—	Switch, push button	Reference 10F/9325304		1	—	—
—	Volt-meter, 15–0–15 v, $2\frac{1}{2}$ in.	Reference 5Q/25756		1	—	—
1871	Mark 2, No. 2	Seimitar and Buccancer. Naval aviation only		1	A	each
1208	Mark 2, No. 2		—	A	"
1710	Accessories:— Box, adaptor, mach.-trim	S.497	1	A	"
2264	Spares:— Cable assembly	S.497/5	1	C	"
—	Knob, control	Ref. No. 1857		3	—	—
2269	Micro-ammeter, 0–100, $2\frac{1}{2}$ in.	Ferranti	1	A	each
—	Plugs, fixed, Mark 4:—					
—	4 pole	Reference 10H/0560070		1	—	—
—	6 pole	Reference 10H/0560261		1	—	—
—	12-pole	Reference 10H/0560150		1	—	—
2271	Rectifier, Westinghouse type	M.R.I.T.14D, 133.	1	C	each
2383	Resistors, fixed:— 5 ohms, 6 w \pm 5%	Welwyn, AW.3115.	1	C	"
—	27 ohms, $\frac{3}{4}$ w \pm 5%	Reference 10W/0221036		1	—	—
—	51 ohms, $\frac{1}{2}$ w \pm 1%	Reference 10W/0219385		1	—	—
—	62 ohms, $\frac{1}{4}$ w \pm 1%	Reference 10W/0219390		1	—	—
—	100 ohms, $\frac{1}{4}$ w \pm 1%	Reference 10W/0219411		1	—	—
—	270 ohms, $\frac{1}{4}$ w \pm 10%	Reference 10W/0221164		2	—	—
—	330 ohms, 3 w \pm 5%	Reference 10W/0113308		1	—	—
—	470 ohms, 3 w \pm 5%	Reference 10W/0113312		1	—	—
—	680 ohms, $\frac{1}{2}$ w \pm 10%	Reference 10W/0221216		1	—	—

RESTRICTED

77

RESTRICTED

AIRCRAFT INSTRUMENT TEST EQUIPMENT, TOOLS, ACCESSORIES AND UNIT SERVICING SPARES

SECTION 6C—cont.

1	2	3	4	5	6	7
	TEST SETS—cont.					
	Autostabilisers—cont.					
	Mark 2, No. 2—cont.					
	Accessories—cont.					
	Box adaptor, mach.-trim—cont.					
	Spares—cont.					
	Resistors, fixed:—					
—	1M ohm, $\frac{1}{2}$ w $\pm 1\%$	Reference 10W/0219968		1	—	—
—	2K ohms, $\frac{1}{2}$ w $\pm 1\%$	Reference 10W/0219597		1	—	—
	Resistors, pre-set:—					
2267	100 ohms, 5 w $\pm 10\%$	Ancil. Develop	2	C	each
2272	275 ohms, 5 w $\pm 10\%$	OGW. No. 73	1	C	"
2268	Resistor, variable, 500 ohms, 3 w	OGW. No. 73	2	C	"
			Colvern			
			CLR.4001/9.			
2266	Socket assembly	IN.26006	1	C	"
—	Socket, fixed, Mark 4, 6 pole	Reference 10H/0560261		1	—	—
2265	Switch assembly	S497/207	1	C	each
2270	Transformer assembly	S497/6	1	C	"
	Spares:—					
2021	Adaptor, electro hydraulic	NDN.986	1	A	"
	Spares:—					
2365	Cable assembly	NDN.986/6	1	B	"
—	Capacitor, electrolytic, 6 mfd., 25 v	Reference 10C/0145287		2	C	"
—	Plug, Mark 4, fixed, 12 pole	Reference 10H/0560070		1	—	—
	Resistors, fixed:—					
—	100 ohms, $\frac{1}{2}$ w $\pm 1\%$	Reference 10W/0219412		2	—	—
—	150 ohms, 2 w $\pm 10\%$	Reference 6S/85		4	—	—
—	2.2K ohms, $\frac{1}{2}$ w $\pm 1\%$	Reference 10W/0219603		1	—	—
—	7.5K ohms, $\frac{1}{2}$ w $\pm 1\%$	Reference 10W/0219681		1	—	—
—	Socket, fixed, 18 way	Reference 6S/366		1	—	—
	Sockets, fixed, miniature:—					
—	Mark 4, 12 pole	Reference 10H/0560330		1	—	—
—	Mark 6, 12 pole	Reference 10H/0560333		1	—	—
—	Switch, toggle, double-pole, changeover	Reference 10F/0510583		1	—	—
—	Transformer assembly, Type 356	Reference 6S/221		1	—	—

RESTRICTED

RESTRICTED

AIRCRAFT INSTRUMENT TEST EQUIPMENT, TOOLS, ACCESSORIES AND UNIT SERVICING SPARES

SECTION 6C—cont.

1	2	3	4	5	6	7
	TEST SETS—cont.					
	Autostabilisers—cont.					
	Mark 2, No. 2—cont.					
	Spares—cont.					
1837	Bracket, gyro balancing	Naval aviation only	IN.24748	—	A	each
—	Panel assemblies:—					
—	Circuit breaker, Type A1	Reference 5CY/2559		1	—	—
1866	Dial assembly	Reference 5CZ/5074. (E.L.1810)	S395/5	1	C	each
—	Indicator, electro magnetic, 24 V, Type B.2 ..	Bulgin K370		2	—	—
1857	Knob, control, pointer type	Ferranti type A.35F		3	C	each
1863	Microammeter, 50-0-50, 2½ in. flush		1	A	"
1864	Milliammeter, 0-10 m.a., 2½ in. flush	Ferranti Type A7F.	—	B	"
—	Plugs, sealed, M.4, fixed female shell:—					
—	4 pole	Reference 10H/0560070		1	—	—
—	6-pole	Reference 10H/0560080		1	—	—
—	12-pole	Reference 10H/0560150		1	—	—
—	Potentiometers:—					
1859	100 ohms	Colvern CLP.4001/13F		1	C	each
1860	1,000 ohms	Colvern CLR.6505/11		1	C	"
1861	10,000 ohms	Colvern CLR.4201/11		1	C	"
—	Rectifier	Reference 6S/60. Westinghouse, T14D2-U458		1	—	—
—	Resistor, fixed, wire wound, 5 ohms, 12 w ..	Reference 6S/30. Welwyn AW.3112		4	—	—
—	Socket, relay, miniature, Type 842	Reference 10H/20889. STC.L.P.733787		1	—	—
1865	Socket, relay, polarised, Type 5M	TMC. Ltd.		1	C	each
—	Sockets, sealed, M4, fixed female shell:—					
—	6 pole	Reference 10H/0560260		1	—	—
—	12 pole	Reference 10H/0560331		1	—	—
—	12 pole	Reference 10H/0560330		1	—	—
—	Switches:—					
—	Changeover, Type 1290	Reference 10F/1786		3	—	—
—	Sealed, 2 pole	Reference 10F/0510554		4	—	—
—	Toggle, single pole	Reference 10F/0510551		1	—	—

RESTRICTED

RESTRICTED

AIRCRAFT INSTRUMENT TEST EQUIPMENT, TOOLS, ACCESSORIES AND UNIT SERVICING SPARES

SECTION 6C—cont.

1	2	3	4	5	6	7
	TEST SETS—cont.					
	Autostabilisers—cont.					
	Mark 2, No. 2—cont.					
	Spares—cont.					
	Panel assemblies—cont.					
1856	Transformer	IN.21956	1	C	each
1969	Transformer, Variac, Type 60	Naval aviation only		—	A	"
1862	Voltmeter, 15-0-15, 2½ in. flush	Ferranti type N.S.F.		1	—	—
	Resistor-board assembly:—					
	Resistors, fixed:—					
—	10 ohms	Reference 10W/0219001		1	—	—
—	22 ohms	Reference 10W/0219009		2	—	—
—	100 ohms	Reference 10W/0219411		3	—	—
—	150 ohms	Reference 10W/0219435		2	—	—
—	150 ohms ±1%, 3 w	Reference 6S/85, Welwyn, 1AW.3211		6	—	—
—	470 ohms	Reference 10W/0219507		2	—	—
—	1K ohm	Reference 10W/0219555		3	—	—
—	2.2K ohms	Reference 10W/0219603		1	—	—
—	3K ohms	Reference 10W/0219622		1	—	—
1867	5K ohms, ½ w	Erie, Type 180		2	C	each
—	6.8K ohms	Reference 10W/0219675		1	—	—
—	13K ohms	Reference 10W/0219717		1	—	—
—	15K ohms	Reference 10W/0219723		1	—	—
—	Valve, crystal	Reference 10CV/448		2	—	—
2085	Mark 2, No. 2, (Hunter)			A	each
4564	Wessex Mark 3	Naval aviation only	5061	—	A	"
	Component:—					
5037	Test set, flight programme unit	Naval aviation only	5663	1	A	"
2381	Board, slaving and levelling	For G.M. Mark 6 compass	1593	—	A	"
	Spares:—					
4514	Bolt, special	NDN.1592/206	1	C	"
—	Capacitor, 0.04 mfd. D.C. ±2%	Reference 10C/9323253		2	—	—
—	Capacitor, 8 mfd., 150 V, D.C.	Reference 10C/9450773		1	—	—
—	Capacitor, 25 mfd.	Reference 10C/0145508		1	—	—

RESTRICTED

RESTRICTED

AIRCRAFT INSTRUMENT TEST EQUIPMENT, TOOLS, ACCESSORIES AND UNIT SERVICING SPARES

SECTION 6C—cont.

1	2	3	4	5	6	7
	TEST SETS—cont.					
	Board, slaving and levelling—cont.					
	Spares—cont.					
—	Capacitor, sleeved, 50 mfd., 50 V, D.C.	Reference 10C/9457738		1	—	—
—	Diode	Reference 10CV/7045		12	—	—
—	Fuselink, 100 mm.	Reference 10H/9402034		3	—	—
—	Knob	Reference 10AK/9437936		4	—	—
—	Knob, pointer	Reference 10A/13422		1	—	—
—	Light, indicator	Reference 10AE/9486552		1	—	—
—	Milliammeter, 1.5-0-1.5	Reference 5Q/25919		1	—	—
—	Plug, electrical	Reference 10H/9402676		1	—	—
4801	Potentiometer, 50K x 50K	MC.0625	1	C	—
	Resistors:—					
—	5 ohms ± 1%	Reference 10W/9450767		2	—	—
—	680 ohms ± 5%, to RC3-N	Reference 10W/0219101		1	—	—
—	1K ohms ± 1%	Reference 10W/0215638		1	—	—
—	1K ohms ± 5%, to RWV4-J	Reference 10W/0113320		1	—	—
—	1 K ohms ± 5%, to RC3-N	Reference 10W/0219113		1	—	—
—	1.5K ohms ± 1%	Reference 10W/0219580		1	—	—
—	2.5K ohms ± 1%, to RC2-B	Reference 10W/9330514		1	—	—
—	3K ohms ± 1%	Reference 10W/0219622		1	—	—
—	10K ohms ± 1%	Reference 10W/0219699		2	—	—
—	25K ohms ± 1%, to RC3-N	Reference 10W/9115952		2	—	—
	Resistors, preset:—					
—	100 ohms, 5 W	Reference 6S/144		1	—	—
4293	250 ohms, 5 W	A.D.L.N.73	3	—	each
4292	500 ohms, 5 W	A.D.L.N.73	3	C	—
—	1K ohms, 5 W	Reference 6S/425		1	—	—
—	Resistor, variable, 50 ohms, Type 16172	Reference 10W/22775		2	—	—
—	Resistor, variable, 40K ohms, ± 1%	Reference 10W/9451384		1	—	—
—	Socket	Reference 10H/9146696		1	—	—
—	Socket	Reference 10H/9146697		1	—	—
—	Switch, toggle, DP/DT	Reference 10F/9004276		1	—	—
+	Switch, toggle lever	Reference 10F/5800392		1	—	—
				1	A/L	168

RESTRICTED

RESTRICTED

AIRCRAFT INSTRUMENT TEST EQUIPMENT, TOOLS, ACCESSORIES AND UNIT SERVICING SPARES

SECTION 60—cont.

1	2	3	4	5	6	7
	TEST SETS—cont.					
	Board, slaving and levelling—cont.					
	Spares—cont.					
4258	Switch, wafer	NDN.1593/22	1	B	each
4259	Switch, wafer	NDN.1593/23	1	B	"
—	Terminal, spring loaded, black	Reference 10G/9114721		6	—	—
—	Terminal, spring loaded, red	Reference 10G/9114722		7	—	—
4260	Transformer	NDN.1610	1	C	each
4261	Transformer	NDN.1612	1	C	"
4262	Transformer	NDN.1619	1	C	"
4263	Transformer	NDN.1620	1	C	"
—	Voltmeter	Reference 5Q/25920		1	—	—
2382	Board, transformer	For GM Mark 6 compass	1594	1	A	each
	Spares:—					
—	Bolt, special	Ref. No. 4514		1	—	—
	Capacitors:—					
—	0.04 mfd., 350 V, D.C., ± 2%	Reference 10C/9142465		2	—	—
—	0.68 mfd., D.C., ± 2%	Reference 10C/9153316		1	—	—
—	8 mfd., 450 V, sleeved, P.K.	Reference 10C/1102997		1	—	—
—	16 mfd., sleeved	Reference 10C/0145506		2	—	—
4517	Free lead and socket assy.	Naval aviation only	NDN.1594/18	1	B	each
—	Fuselink, 1 amp.	Reference 10H/9613		3	—	—
—	Fuselink, 500 m.a.	Reference 10H/238		1	—	—
—	Knob	Reference 10AK/9437936		4	—	—
—	Lamp, min., 28 V, 0.04 amp.	Reference 5L/9959118		1	—	—
—	Light, indicator	Reference 10AE/9486552		1	—	—
—	Light, indicator	Reference 10AE/9450775		1	—	—
—	Meter, c/w tagboard	Reference 5Q/25909		1	—	—
—	Meter, 0.75 V, D.C.	Reference 5Q/25908		1	—	—
—	Plug	Reference 10H/9402676		1	—	—
—	Plug	Reference 10H/9436344		1	—	—
—	Pointer, knob	Reference 10A/17030		3	—	—
—	Potentiometer, 50K × 50K	Ref. No. 4801		1	—	—
—	Resistor, 650 ohms ± 1% to RC2-B	Reference 10W/9450766		1	—	—

RESTRICTED

RESTRICTED

AIRCRAFT INSTRUMENT TEST EQUIPMENT, TOOLS, ACCESSORIES AND UNIT SERVICING SPARES

SECTION 6C—cont.

1	2	3	4	5	6	7
	TEST SETS—cont.					
	Board transformer—cont.	For GM Mark 6 compass				
	Spares—cont.					
—	Resistor, 5K ohms $\pm 1\%$ to RC3-M	Reference 10W/9450758		2	—	—
—	Resistor, 10K ohms $\pm 1\%$	Reference 10W/0219699		1	—	—
—	Resistor, 20 K ohms $\pm 5\%$	Reference 10W/0216043		1	—	—
—	Resistor, preset, 300 ohms, 5 W	Reference 10W/0113307		1	—	—
—	Resistor, variable, 1K ohms	Reference 10W/9451379		1	—	—
—	Resistor, variable, 40K ohms $\pm 3\%$	Reference 10W/9451384		1	—	—
—	Socket	Reference 10H/22595		1	—	—
4265	Switch assembly	NDN.1594/15	1	B	each
4266	Switch assembly	NDN.1594/17	1	B	"
4270	Switch assembly	NDN.1594/14	1	B	"
—	Switch, lever	Reference 10F/5800811		1	—	—
—	Switch, lever	Reference 10F/9488166		1	—	—
—	Switch, push button (SP.P8)	Reference 10F/9532226		1	—	—
—	Switch, toggle (DPBT)	Reference 10F/9451381		1	—	—
—	Switch, toggle (SP on/off)	Reference 10F/9451382		1	—	—
—	Switch, toggle (4P.DT)	Reference 10F/20017		1	—	—
—	Terminal, spring loaded, black	Reference 10H/9114721		3	—	—
—	Terminal, spring loaded, red	Reference 10H/9114722		3	—	—
4267	Transformer	NDN.1624	1	B	each
4268	Transformer	NDN.1753	1	B	"
4269	Transformer	NDN.1609	1	B	"
—	Valve, diode	Reference 10CV/7022		4	—	—
2252	Carpenter relay	Naval aviation only	3D/518	1	A	each
2380	Compass, gyro	For GM Mark 6 compass	1592	—	A	"
	Spares:—					
—	Amplifier, levelling	Reference 6B/3114		1	—	—
—	Amplifier, slaving	Reference 6B/3113		1	—	—
—	Bolt, special	Ref. No. 4514		1	—	—
—	Capacitor, 0.05 mfd., 600 V, D.C. $\pm 2\%$	Reference 10C/9402480		1	—	—
—	Capacitor, 0.68 mfd., 600 V, D.C., RCS/136/B	Reference 10C/9446523		1	—	—
—	Capacitor, 1 mfd., 350 V, D.C. $\pm 25\%$	Reference 10C/0115571		1	—	—

RESTRICTED

82A

RESTRICTED

AIRCRAFT INSTRUMENT TEST EQUIPMENT, TOOLS, ACCESSORIES AND UNIT SERVICING SPARES

SECTION 6C—cont.

1	2	3	4	5	6	7
	TEST SETS—cont.					
	Compass, gyro—cont.					
	Spares—cont.					
—	Diode	Reference 10CV/7045		2	—	—
—	Fuselink, 500 m.a.	Reference 10H/0590108		2	—	—
—	Fuselink, 1 amp	Reference 10H/0590109		3	—	—
—	Knob	Reference 10AK/1733		5	—	—
—	Light, indicator	Reference 10AE/9486552		1	—	—
—	Microammeter, 75-0-75 m.a.	Reference 5Q/25916		1	—	—
—	Microammeter, 0-150 m.a.	Reference 5Q/25917		1	—	—
4516	Plug and socket assy., free lead	Naval aviation only	NDN.1592/22	1	B	each
—	Plug, electrical	Reference 10H/9402676		1	—	—
—	Pointer, knob	Reference 10A/17030		5	—	—

RESTRICTED

RESTRICTED

82B

AIRCRAFT INSTRUMENT TEST EQUIPMENT, TOOLS, ACCESSORIES AND UNIT SERVICING SPARES

SECTION 6C—cont.

1	2	3	4	5	6	7
	TEST SETS—cont.					
	Compass, gyro—cont.					
	Spares—cont.					
—	Resistor, adjustable, 1K, 1 w	Reference 10W/9148230		1	—	—
—	Resistor, 200 ohms \pm 1%, to RC2-C	Reference 10W/0215467		3	—	—
—	Resistor, 1K ohms \pm 1%, 1 w, to RC2-B	Reference 10W/0215648		2	—	—
—	Resistor, 51K ohms \pm 1%	Reference 10W/0216377		1	—	—
—	Resistor, variable, 2K ohms	Reference 10W/9451378		2	—	—
—	Resistor, variable, 10K ohms \pm 10 %	Reference 10W/9451377		1	—	—
—	Socket	Reference 10H/9465512		1	—	—
—	Socket	Reference 10H/9147458		1	—	—
—	Socket	Reference 10H/9146697		1	—	—
—	Socket	Reference 10H/9146696		1	—	—
—	Socket	Reference 10H/9146699		1	—	—
—	Socket	Reference 10H/9146698		1	—	—
—	Socket, electrical	Reference 10H/9465537		1	—	—
4254	Switch assy.	NDN.1592/12	1	B	each
—	Switch, push button, SP	Reference 10F/9472245		1	—	—
—	Switch, toggle, DP/DT	Reference 10F/9004276		1	—	—
—	Switch, toggle, DP/DT	Reference 10F/5805392		1	—	—
4250	Switch, wafer	NDN.1592/227	1	B	each
4251	Switch, wafer	NDN.1592/228	1	B	"
4252	Switch, wafer	NDN.1592/229	1	B	"
4253	Switch, wafer	NDN.1592/31	1	B	"
—	Terminal, spring head, black	Reference 10H/9452010		1	—	—
—	Terminal, spring head, red	Reference 10H/9114722		1	—	—
—	Transformer board assy.	Reference 6B/3112		1	—	—
683	Compass, magnetic, Admiralty transmitter	Naval aviation only			A	each
848	Compass, Type G4B, G4F and horizon, artificial, Mark 3			A	"
	Spares:—					
	Cable assemblies:—					
1745	A.C. supply to G4F and G4B	SK.8799-96	1	C	"

RESTRICTED

RESTRICTED

AIRCRAFT INSTRUMENT TEST EQUIPMENT, TOOLS, ACCESSORIES AND UNIT SERVICING SPARES

SECTION 6C—cont.

1	2	3	4	5	6	7
	TEST SETS—cont.					
	Compass, Type G4B, G4F and horizon, artificial, Mark 3—cont.					
	Spares—cont.					
	Cable assemblies—cont.					
1743	Mark 3 horizon to A.C. supply	SK.8799-94	1	C	each
	Test set to:—					
1735	G4B amplifier	SK.8799-36	1	C	"
1736	G4B amplifier	SK.8799-37	1	C	"
1737	G4B and G4F amplifiers	SK.8799-38	1	C	"
1742	G4B master indicator or G4F detector	SK.8799-93	1	C	"
1738	G4F amplifier	SK.8799-39	1	C	"
1739	G4F amplifier	SK.8799-40	1	C	"
1734	G4F, CC box	SK.8799-35	1	C	"
1744	Horizon, Mark 3	SK.8799-95	1	C	"
1740	Master indicator, auto-pilot pick-off	SK.8799-41	1	C	"
1741	Supply, A.C./D.C.	SK.8799-67	1	C	"
—	Capacitor, 0-0039 mfd.	Reference 10C/0124729		1	—	—
—	Capacitor, 0-5 mfd.	Reference 10C/9115147		1	—	—
—	Fuse-link	Reference 10H/0590110		2	—	—
—	Fuse-link	Reference 10H/0590100		2	—	—
1724	Housing, lamp window	C/w Red filter	E.16274-021	1	C	each
1725	Housing, lamp window	C/w Green filter	E.16274-022	1	C	"
—	Jack, microphone, Type 8	Reference 10H/343		7	—	—
—	Knob, finger	Reference 10AK/0970173		2	—	—
1726	Knob, selector switch	SK.8584-3	1	C	each
—	Lamp, filament, 24 v, 2-8 w	Reference 5L/9951230		2	—	—
1746	Lead assembly	C/w Jack plug, 12 in.	SK.8799-33	1	C	each
1747	Lead assembly	C/w Jack plug, 12 ft.	SK.8799-34	1	C	"
—	Plug, fixed, Mark 4:—					
—	6 pole	Reference 10H/0560080		1	—	—
—	6 pole	Reference 10H/0560581		1	—	—
—	6 pole	Reference 10H/0560583		1	—	—
—	12 pole	Reference 10H/0560152		2	—	—

RESTRICTED

RESTRICTED

AIRCRAFT INSTRUMENT TEST EQUIPMENT, TOOLS, ACCESSORIES AND UNIT SERVICING SPARES

SECTION 60—cont.

1	2	3	4	5	6	7
	TEST SETS—cont.					
	Compass, Type G4B, G4F and Horizon, artificial, Mark 3—cont.					
	Spares—cont.					
1731	Rectifier	SK.6272-7	2	C	each
—	Resistors, fixed:—					
—	2-2K ohms	Reference 10W/9244033		7	—	—
—	4-7K ohms	Reference 10W/0219651		1	—	—
1733	30K ohms	SK.5639-4471	1	C	each
—	68K ohms	Reference 10W/0219245		1	—	—
—	75K ohms	Reference 10W/0219248		1	—	—
—	83K ohms	Reference 10W/0219251		1	—	—
—	91K ohms	Reference 10W/0219254		1	—	—
—	100K ohms	Reference 10W/0219257		1	—	—
1732	680K ohms, 1-5 w	SK.5639-4541	2	C	each
1730	Resistor, variable, 1,000 ohms, 1 w	SK.8216-138	2	C	"
—	Sockets, fixed, Mark 4:—					
—	6 pole	Reference 10H/0560260		2	—	—
—	6 pole	Reference 10H/0560261		1	—	—
—	12 pole	Reference 10H/0560330		1	—	—
—	12 pole	Reference 10H/0560331		1	—	—
1729	Switch, "H", Oak type	SK.8233-737	1	C	each
—	Switch, Type 1290	Reference 10F/1786		6	—	—
—	Switch, toggle	Reference 10F/0510504		2	—	—
1727	Voltmeter, 15-0-15 v, 2,000 ohms D.C.	SK.7464-145	1	A	each
1728	Gasket	SK.8799-105	1	C	"
1870	Compass, Mark 5 F.T. Type 2			A	"
—	Spares:—					
—	Battery, dry, 1-5 v round	Reference 5J/9101101		1	—	—
3884	Cable assembly, complete	LCG5-A1015	1	C	each
—	Capacitor, 0-25 mfd.	Reference 10C/0115563		1	—	—
—	Capacitor, 0-05 mfd.	Reference 10C/0115554		1	—	—
3881	Gasket, case to lid	LCG5-1104	1	C	each

RESTRICTED

RESTRICTED

AIRCRAFT INSTRUMENT TEST EQUIPMENT, TOOLS, ACCESSORIES AND UNIT SERVICING SPARES

SECTION 60—cont.

1	2	3	4	5	6	7
	TEST SETS—cont.					
	Compass, Mark 5 F.T. Type 2—cont.					
	Spares—cont.					
3882	Gasket, lamp sealing		LCG5-1117	2	C	each
—	Knob, direction finder	Reference 10AK/0112994		1	—	—
—	Knob, parallel	Reference 10AK/9970181		2	—	—
—	Lamp, 28 v 3.5 w 15 mm. nom. dia M.E.S.	Reference 5L/9951273		1	—	—
3980	Lamp, neon, 95 v D.C.	Phillips PPO.435.	1	—	—
—	Lens, indicator, light	Reference 10AT/9437213		2	—	—
—	Lens, indicator, light	Reference 10AT/9437215		2	—	—
3883	Meter, microamps, special	ZV.4110	1	C	each
—	Plug, fixed, 25 way	Reference 10H/9114516		1	—	—
—	Potentiometer, 5K ohms	Reference 10W/0260003		1	—	—
—	Potentiometer, 500 ohms	Reference 10W/0261055		1	—	—
—	Rectifier, 1 m.a.	Reference 10D/9431730		1	—	—
—	Rectifier, metal	Reference 10D/0751052		1	—	—
—	Relay, magnetic, Type SM5-N33	Reference 10F/0119239		1	—	—
	Resistors:—					
—	1 ohm $\pm 1\%$ 2 w. (variable, w.w., rotary)	Reference 10W/9116862		1	—	—
—	2 ohms $\pm 2\%$ w. (variable, w.w. rotary)	Reference 10W/9447035		2	—	—
—	15 ohms $\pm 5\%$ R.C. 2E	Reference 10W/0215021		1	—	—
—	27 ohms	Reference 10W/0215051		2	—	—
—	100 ohms	Reference 10W/0215121		1	—	—
—	120 ohms	Reference 10W/0215415		1	—	—
—	137 ohms R.C. 2E. $\pm 1\%$ $\frac{1}{4}$ w	Reference 10W/9706443		1	—	—
—	187 ohms R.C. 2E. $\pm 1\%$ $\frac{1}{4}$ w	Reference 10W/9706442		1	—	—
—	235 ohms R.C. 2E. $\pm 1\%$ $\frac{1}{4}$ w	Reference 10W/9706446		1	—	—
—	250 ohms R.C. 2E. $\frac{1}{4}$ w $\pm 1\%$	Reference 10W/20527		1	—	—
—	330 ohms	Reference 10W/0221174		1	—	—
—	390 ohms	Reference 10W/0215191		1	—	—
—	560 ohms	Reference 10W/0215575		1	—	—
—	1-K ohms	Reference 10W/0215645		2	—	—
—	1-2K ohms	Reference 10W/0215655		1	—	†

RESTRICTED

RESTRICTED

AIRCRAFT INSTRUMENT TEST EQUIPMENT, TOOLS, ACCESSORIES AND UNIT SERVICING SPARES

SECTION 6C—cont.

1	2	3	4	5	6	7
	TEST SETS—cont.					
	Compass, Mark 5 F.T. Type 2—cont.					
	Spares—cont.					
	Resistors—cont.					
—	1.5K ohms	Reference 10W/0215675		3	—	—
—	2K ohms	Reference 10W/0215705		1	—	—
—	2.2K ohms	Reference 10W/0215281		1	—	—
—	12K ohms	Reference 10W/01/1484		1	—	—
—	33K ohms	Reference 10W/0216063		1	—	—
—	49.5K ohms ± 1% R.C. 2E. ¼ W	Reference 10W/9706444		2	—	—
—	150K ohms	Reference 10W/0223060		2	—	—
—	195K ohms ± 1% R.C. 2E. ¼ W	Reference 10W/9706445		2	—	—
—	200K ohms	Reference 10W/0216514		1	—	—
—	247K ohms ± 1% R.C. 2E. ¼ W	Reference 10W/9706399		2	—	—
—	1M ohms ± 1%	Reference 10W/0216967		2	—	—
—	Seal, bonded	Reference 28F/9434374		2	—	—
—	Switch, toggle, D.P.C.O.	Reference 10F/0510555		1	—	—
—	Switch, toggle, D.P.D.T.	Reference 10F/0510554		1	—	—
3226	Compass, Type G.M.7	Shackleton, D.H.125			A	each
	Accessories:—					
3376	Cable, first line	7487-515	1	C	..
3229	Cable harness	Shackleton			A	..
3230	Cable harness	D.H.125			A	..
	Spares:—					
—	Carrier, fuse	Reference 10H/0120232 for 10H/0120231		4	—	—
4897	Dial assembly, Torque TX	19774-07	1	C	each
4898	Dial, latitude	19774-51	1	C	..
4899	Dial, roll, potentiometer	19774-24	1	C	..
—	Fuse, 500 m.a.	Reference 10H/0590108		4	—	—
—	Fuseholder	Reference 10H/0120231		4	—	—
4903	Gasket, chloroprene	19774-9	1	C	each
4902	Glass, instrument	19774-7	1	C	..
4896	Knob	19774-50	1	C	..
—	Lamp	Reference 5L/9959118		23	—	—
—	Lampholder	Reference 5CX/6008		23	—	—

RESTRICTED

RESTRICTED

AIRCRAFT INSTRUMENT TEST EQUIPMENT, TOOLS, ACCESSORIES AND UNIT SERVICING SPARES

SECTION 6C—cont.

1	2	3	4	5	6	7
	TEST SETS—cont.					
	Compass, Type G.M.7—cont.					
	<i>Spares—cont.</i>					
—	Lampholder, cap	Reference 5CX/5942		17	—	—
—	Lampholder, cap, amber	Reference 5CX/5864		2	—	—
—	Lampholder, cap, green	Reference 5CX/6749		1	—	—
—	Lampholder, cap, red	Reference 5CX/6324		3	—	—
4900	Meter	SK.7464/790	1	A	each
4901	Meter	SK.7464/791	1	A	..
4883	Panel, front, engraved	19774-38	1	C	..
5013	Plug, power supply	Cannon KFTMO	1	C	..
			7E10-6P			
4904	Pointer, torque TR	19329-08	1	C	..
4905	Potentiometer, latitude, special, 20K	SK.821601031	1	C	..
—	Resistor, variable (potentiometer, roll)	Reference 10W/0271765		1	—	—
5010	Socket	Cannon KPTMO	1	C	each
			7E-24-61SW			
5011	Socket	7E-12-8S	1	C	..
5012	Socket	7E-24-61S	1	C	..
5009	Socket, 14-way	NSF.420BC	1	C	..
—	Socket, miniature, 7 pin	Reference 10H/0122840		1	—	—
4906	Spacer, tagboard	19774-39	30	C	each
	Switch assemblies:—					
4884	S.W.1	19774-08	1	C	..
4885	S.W.2	19774-09	1	C	..
4894	S.W.3	19774-033	1	C	..
4895	S.W.4	19774-034	1	C	..
4886	S.W.5	19774-010	1	C	..
4887	S.W.6	19774-011	1	C	..
4888	S.W.7	19774-012	1	C	..
4889	S.W.8	19774-013	1	C	..
4890	S.W.9	19774-014	1	C	..
4891	S.W.10	19774-015	1	C	..
4892	S.W.11	19774-016	1	C	..
4893	S.W.14	19774-017	1	C	..

RESTRICTED

RESTRICTED

AIRCRAFT INSTRUMENT TEST EQUIPMENT, TOOLS, ACCESSORIES AND UNIT SERVICING SPARES

SECTION 6C—cont.

1	2	3	4	5	6	7
	TEST SETS—cont.					
	Compass, Type G.M.7—cont.					
	Spares—cont.					
5008	Switch, flat toggle, single pole, 2 pos.	Reference 10F/0510578	SK.8233-1332	1	C	each
—	Switch, toggle (N-S)	Reference 10H/0560055		1	—	—
—	Terminal, screwed head	Reference 5UD/8707		1	—	—
—	Torque, TR. assy., 26V., 11TR, 4 a.	Reference 5UD/8720		1	—	—
—	Torque, TX assy.	Naval aviation only		—	A	each
4571	Compass, Wessex, Mark 3				A	"
1812	Contactora, air mileage unit, Mark 4B				A	"
3374	Control, inverter box, Type C	Assembly of mains test panel. Naval aviation only	TG/64/ 262		A	"
2375	Control unit, altitude control		1598		A	"
	Spares:—					
—	Capacitor	Reference 10C/0119218		1	—	—
—	Capacitor, fixed, paper, dielectric	Reference 10C/5802102		1	—	—
—	Fuselink, 250 m.a.	Reference 10H/0590107		1	—	—
—	Fuselink, 500 m.a.	Reference 10H/0590108		1	—	—
—	Fuselink, lamp	Reference 10H/0590109		1	—	—
—	Knob	Reference 10AK/9437936		2	—	—
—	Light, indicator	Reference 10AE/9486552		1	—	—
—	Light, indicator	Reference 10AE/9450775		1	—	—
—	Meter, 0-50 V	Reference 5Q/25911		1	—	—
—	Meter, 150-0-150 micro amp	Reference 5Q/25914		1	—	—
—	Plug	Reference 10H/9436344		1	—	—
—	Plug	Reference 10H/9465541		1	—	—
—	Plug	Reference 10H/9402667		1	—	—
	Resistors:—					
—	68 ohms ± 5%	Reference 10W/0113292		1	—	—
—	220 ohms ± 5%	Reference 10W/0113381		1	—	—
—	500 ohms ± 5%	Reference 10W/9483171		1	—	—
—	500 ohms ± 1% to RC2-C	Reference 10W/9331826		1	—	—
—	1K ohms ± 5%	Reference 10W/0113397		2	—	—
—	4-3K ohms ± 1%	Reference 10W/0215787		2	—	—
—	10K ohms ± 5%	Reference 10W/0216003		1	—	—

RESTRICTED

RESTRICTED

AIRCRAFT INSTRUMENT TEST EQUIPMENT, TOOLS, ACCESSORIES AND UNIT SERVICING SPARES

SECTION 6C—cont.

1	2	3	4	5	6	7
	TEST SETS—cont.					
	Control unit, altitude control—cont.					
	Spares—cont.					
	Resistors—cont.					
—	18K ohms ± 1%	Reference 10W/0216267		2	—	—
—	24K ohms ± 1%	Reference 10W/0216299		1	—	—
—	50K ohms ± 1% to RC2-C	Reference 10W/9115917		1	—	—
—	Resistor, var., 400 ohms	Reference 10W/9473922		1	—	—
—	Resistor, var., 5K ohms	Reference 10W/19429		1	—	—
—	Socket	Reference 10H/9456207		2	—	—
—	Socket	Reference 10H/22595		1	—	—
—	Switch, toggle, 4P	Reference 10F/9477593		1	—	—
—	Switch, toggle, S.P. C/off	Reference 10F/9472246		1	—	—
—	Switch, toggle, S.P. on-off	Reference 10F/9522366		—	—	—
—	Synchro, control, transformer	Reference 5UD/7718		1	—	—
—	Synchro, control, transmitter	Reference 10AK/22201		1	—	—
4246	Transformer		NDN.1625	1	B	each
4567	Controller	Wessex, Mark 3. Naval aviation only	5265	—	A	"
2377	Coupling unit	For automatic pilot, Mark 19. Naval aviation only.	1600		A	"
	Accessories:—					
4022	Cable		NDN.1600/7	1	C	"
4023	Cable		NDN.1600/22	1	C	"
4290	Cable assy.		NDN.1600/35	1	A	"
4519	Circuit board, gain strip, dummy		NDN.1600/209	1	C	"
	Spares:—					
4779	Filter		NDN/1600/6/ ND50	1	C	"
2449	Detector system, airstream direction	Naval aviation only	D/51/56350		A	"
4570	Display	Wessex, Mark 3. Naval aviation only		—	A	"
3195	Dither		3D.1556-A-1		A	"
2779	Doppler map	Buccaneer. Naval aviation only	7B3/88/5012		A	"
2780	Doppler map, crew room	Buccaneer. Naval aviation only	7B3/88/5012		A	"
3383	Electronic torquemeter		092/AR/1	—	A	"
4708	Engine speed and swire vane angle	Naval aviation only	ID.620	—	A	"
4546	Error signal amp.	Naval aviation only	QC.132	1	A	"

RESTRICTED

RESTRICTED

AIRCRAFT INSTRUMENT TEST EQUIPMENT, TOOLS, ACCESSORIES AND UNIT SERVICING SPARES

SECTION 6C—cont.

1	2	3	4	5	6	7
	TEST SETS—cont.					
966	Exhaust gas thermometer		A	each
	Spares:—					
1223	Booklet, instructional	170289	1	C
2754	Bridge assy., bottom R.	166327	1	C
2753	Bridge assy., top R.	172932	1	C
2749	Button, press, test	163928	1	C
2755	Compensator, M.U. temp., thin	161383	1	C
1639	Compensator, resistance unit test	167590	1	C
2743	Insulator	153592	6	C
2761	Knob, 'A', engraved	169957	1	C
2764	Knob, 'B', engraved	169958	1	C
2767	Knob, lower	167605	1	C
2768	Knob, upper	167607	1	C
1630	Lead, test, complete, 9 ft. long	167965		C
2769	Link, adjusting, (switches 'A' and 'B')	164492	2	C
2756	Magnet, shunt assy. (temp. com.)	161380	1	B
2758	Magnet, S.T.D.	160664	1	B
2771	Mounting, resilient	Metalastik 13/154/2.	4	C
2773	Nut, 3BA, thin	167610	4	C
2772	Nut, special, long, 3BA	167597	4	C
2752	Pointer	160120	1	C
2757	Pole, piece assy. (S.T.D.)	160126	1	C
2766	Potentiometer, 2-20 ohms	Colvern CLR/ 4048/42.	1	C
	Resistors, plug-in:—					
1631	0.25 ohms			C
1632	0.5 ohms			C
1633	0.82 ohms			C
1634	1.68 ohms			C
1635	2.68 ohms			C
1636	3.6 ohms			C
1637	12.6 ohms			C
1638	25.0 ohms			C
					A/L.	168

RESTRICTED

RESTRICTED

AIRCRAFT INSTRUMENT TEST EQUIPMENT, TOOLS, ACCESSORIES AND UNIT SERVICING SPARES

SECTION 6C—cont.

1	2	3	4	5	6	7
	TEST SETS—cont.					
	Exhaust gas thermometer—cont.					
	Spares—cont.					
2751	Scale, fin mirror	166488	1	C	each
2744	Sleeve, insulating	166506	6	C	"
2748	Spacer, contact spring	167641	1	C	"
2759	Spacer, magnet	162716	4	C	"
2762	Spool, rack assy. (for 'A'), 15 bobbins	169955	1	A	"
2765	Spool, rack assy. (for 'B'), 16 bobbins	169954	1	A	"
2745	Spring, contact, long	167629	1	C	"
2746	Spring, contact, long, drilled	167628	2	C	"
2747	Spring, contact, short	167626	2	C	"
2750	Stud, limiting	163931	1	C	"
2760	Switch, 'A', complete	169952	1	A	"
2763	Switch, 'B', complete	169953	1	A	"
2770	Thermometer—40 deg. to + 50 deg.	166505	1	C	"
3261	Fault location and component servicing	QC.114	—	A	"
	Spares:—					
4806	Cable	CGA.88	1	C	"
4807	Cable	CGA.89	1	C	"
4695	Cable	CGA.90	1	C	"
4813	Cable	CGA.97	1	C	"
4696	Cable	CGA.172	1	C	"
4697	Cable	CGA.173	1	C	"
4698	Cable	CGA.174	1	C	"
4563	F.C.S. System, Wessex, Mark 3	5060	—	A	"
2384	Flight refuelling Pod system		1	A	"
1835	Flight system	273/ITE		A	"
2207	Frequency response, Mark 1			A	"

First line. Naval aviation only
Naval aviation only

RESTRICTED

RESTRICTED

AIRCRAFT INSTRUMENT TEST EQUIPMENT, TOOLS, ACCESSORIES AND UNIT SERVICING SPARES

SECTION 6C—cont.

1	2	3	4	5	6	7
	TEST SETS—cont.					
3079	Frequency response, Mark 2			A	each
	Accessories:—					
3737	Adaptor, cable	4119	4	C	"
3107	Box, adaptor	Victor, Mark 2		1	A	"
	Accessories:—					
3854	Adaptor, cable	3735	1	C	"
3108	Box, adaptor	Vulcan, Mark 2		1	A	"
	Accessories:—					
3738	Adaptor, cable	3707	1	C	"
3109	Box, adaptor	Javelin, Marks 8 and 9	3732	1	A	"
	Accessories:—					
3764	Adaptor, cable	3736	1	C	"
3765	Adaptor, cable	3737	1	C	"
3766	Adaptor, cable	3738	1	C	"
3736	Cable, power supply	3706	1	A	"
2808	Oscillator unit	Naval aviation only	NDN.1453	1	A	"
2809	Oscilloscope unit	Naval aviation only	NDN.1452	1	A	"
2810	Switch unit	Naval aviation only	NDN.1560	1	A	"
1681	Fuel balancing system	Naval aviation only			A	"
2369	Fuel contents system	C/w cable assy., CGA.15 and CGA.8. Naval aviation only.	QC.103/3		A	"
	Spares:—	Naval aviation only				
2544	Cable, adaptor assy., test set	CGA.15	1	C	"
2537	Capacitor, fixed, 12 p.f. \pm 2%	40-563-040-12	1	C	"
2538	Capacitor, variable, 3.5-30 p.f., 35 v D.C.	40-584-112	3	C	"
2535	Gasket, long	37-756-717-01	2	C	"
2534	Gasket, short	37-756-716-01	2	C	"
2539	Switch, Plessey, G.A., Type 2, 4 position	47-646-709-16	1	C	"
3763	Fuel contents system	Buccaneer. Naval aviation only	RE.0896	1	A	"
	Spares:—					
4910	Cable assembly	RE.1644	1	C	"
4911	Cable assembly	RE.1645	1	C	"

RESTRICTED

RESTRICTED

AIRCRAFT INSTRUMENT TEST EQUIPMENT, TOOLS, ACCESSORIES AND UNIT SERVICING SPARES

SECTION 6C—cont.

1	2	3	4	5	6	7
	TEST SETS—cont.					
3403	Fuel controller	Gnome. Naval aviation only	AOOE500005A		A	each
3352	Fuel controller, universal, field	Gnome			A	"
	Accessories:—					
3404	Box, junction		COOE/500004A	1	A	"
2180	Fuel, flowmeter, Argosy No. 1	3C/1193	3C/1193		A	"
	Spares:—					
	Cap, dimmer, transparent, green	Reference 5CX/6052		1	—	—
3998	Catch, toggle		IMHOF.1208	1	C	each
	Knob	Reference 10AK/1691		1	—	—
	Lamp, midget panel, 6 V., 0.2 amp.	Reference 5L/9959135		1	—	—
	Lampholder, transparent, green filter comp.	Reference 5CX/6051		1	—	—
	Plug, receptacle	Reference 10H/9402661		1	—	—
	Resistor, 10 ohms, $\frac{1}{4}$ w \pm 5%	Reference 10W/0119738		1	—	—
	Resistor, 1.2K ohms, $\frac{1}{2}$ w \pm 0.1% w.w.	Reference 10W/9706775		7	—	—
	Resistor, 2.514K ohms, $\frac{1}{2}$ w \pm 0.1% w.w.	Reference 10W/9706774		1	—	—
	Switch, S.P.	Reference 10H/0510553		1	—	—
3999	Switch, wafer		7807-03023	1	C	each
2181	Fuel, flowmeter, Argosy, No. 2		3D/830		A	"
	Spares:—					
4198	Ammeter, 1.0-0-1.0 m.a.		7807-01039	1	A	"
	Amplifier, transistor	Reference 77AB/51		1	—	—
	Battery, 4.5 V	Reference 5J/3542		2	—	—
	Capacitor, 0.001 mfd. \pm 5%	Reference 10C/0124701		1	—	—
	Diode	Reference 10CV/7049		4	—	—
	Fuse, 1 amp	Reference 10H/0120231		1	—	—
	Fuse-holder	Reference 10H/0590109		1	—	—
	Knob	Reference 10AK/1691		5	—	—
	Lamp-holder	Reference 10AE/1637		1	—	—
4166	Lamp-holder	C/w resistor and lamp		1	C	each
4197	Lamp, neon			1	C	"
	Lens, indicator light	Reference 10AT/9493821		1	—	—
	Plug, 3 way, free	Reference 10H/0560060		1	—	—
	Plug, 3 way, fixed	Reference 10H/0560280		1	—	—
	Potentiometer, 10K ohms, 3 w, w/w	Reference 10W/9706798		1	—	—

RESTRICTED

RESTRICTED

AIRCRAFT INSTRUMENT TEST EQUIPMENT, TOOLS, ACCESSORIES AND UNIT SERVICING SPARES

SECTION 6C—cont.

1	2	3	4	5	6	7
	TEST SETS—cont.					
	Fuel, flowmeter, Argosy, No. 2—cont.					
	Spares—cont.					
—	Resistor, 150 ohms, 1½ w, w/w ± 5%	Reference 10W/0213235		4	—	—
—	Resistor, 1,000 ohms, ¼ w, carbon	Reference 10W/0215241		1	—	—
—	Resistor, 2.2K ohms, ½ w ± 5%	Reference 10W/0215262		1	—	—
—	Resistor, 10K ohms, ½ w ± 10%	Reference 10W/0216002		1	—	—
—	Resistor, 12K ohms, ¼ w ± 5%	Reference 10W/0216011		1	—	—
—	Resistor, 100K ohms, ¼ w	Reference 10W/0216121		2	—	—
—	Resistor, variable, 5 ohms, ½ w, w/w	Reference 10W/0119844		1	—	—
—	Resistor, variable, 10K ohms, ½ w, w/w	Reference 10W/0119857		1	—	—
—	Socket, 8 way	Reference 10H/23540		1	—	—
—	Socket, 24 way	Reference 10H/9711178		1	—	—
	Switches:—					
4001	3 way, 1 wafer	7807-01019	1	C	each
4003	5 way, 1 wafer	7807-04006	1	C	"
4002	6 way, 1 wafer	3B.2126	1	C	"
4000	7 way, 5 wafer	7807-04005	1	C	"
—	D.P., changeover	Reference 10F/0520555		1	—	—
—	D.P., on-off	Reference 10F/0510554		4	—	—
—	S.P.	Reference 10F/0510553		2	—	—
—	S.P.	Reference 10F/0510575		1	—	—
4004	Transformer	7807-01072	1	A	each
4005	Transformer	7807-01073	1	A	"
—	Voltmeter, A.C., rectifier, 0-50 V	Reference 5Q/25669		1	—	—
3196	Fuel, flowmeter, Belfast	7807-16000		A	each
2212	Fuel, flowmeter, Kent/Smith, indicator	MAS/4801		A	"
2040	Fuel, flowmeter, Marks 2 and 2A	S/S Ref. No. 1228		1	A	"
2107	Fuel, flowmeter, Mark 2B	L.2900/5A	1	A	"
2079	Fuel, flowmeter, Mark 2C	Y.332		A	"
	Accessories:—					
2189	Cable set	Y.315	1	C	"
2188	Power unit	Y.305	1	A	"

RESTRICTED

RESTRICTED

AIRCRAFT INSTRUMENT TEST EQUIPMENT, TOOLS, ACCESSORIES AND UNIT SERVICING SPARES

SECTION 60—cont.

1	2	3	4	5	6	7
	TEST SETS—cont.					
1241	Fuel, flowmeter, Mark 3	Eclipse Pioneer type			A	each
2320	Fuel, flowmeter, Mark 4	Naval aviation only	EF/87770/03/2	1	A	"
	Accessories:—					
2172	Adaptor, test set				A	"
	Complete with:—					
2173	Cable, adaptor				C	"
2174	Cable, adaptor				C	"
2175	Cable, adaptor				C	"
2176	Cable, adaptor				C	"
2177	Cable, adaptor				C	"
3095	Fuel, flowmeter, Mark 4		EF.87770/04		A	"
	Accessories:—	Components of Ref. No. 3095				
4483	Adaptor unit		3FTD.11489	1	A	"
4480	Box assy., junction		3ETC.11356	1	A	"
4481	Box assy., junction		CP.922/005/X	1	A	"
4484	Box assy., junction		3ETC.11355	1	A	"
4485	Box assy., junction		3ETC.11365	1	A	"
4487	Box assy., junction		3ETC.11366	1	A	"
3096	Cable		EF.87900	1	B	"
3097	Cable		EF.87903	1	B	"
3098	Cable		EF.87901	1	B	"
3099	Cable		EF.87902	1	B	"
4467	Cable		3ETC.11367	1	B	"
4468	Cable		3ETC.11368	1	B	"
4469	Cable		3ETC.11371	1	B	"
4470	Cable		3ETC.11372	1	B	"
4471	Cable		3ETD.11363	1	B	"
4472	Cable		3ETD.11364	1	B	"
4473	Cable		3ETD.11312	1	B	"
4474	Cable		GP.34225/2	1	B	"
4475	Cable		GP.34225/1	1	B	"
4476	Cable		3ETC.11311	1	B	"
4477	Cable		3ETD.11310	1	B	"
4478	Cable		3ETC.11313	1	B	"

RESTRICTED

RESTRICTED

AIRCRAFT INSTRUMENT TEST EQUIPMENT, TOOLS, ACCESSORIES AND UNIT SERVICING SPARES

SECTION 6C—cont.

1	2	3	4	5	6	7
	TEST SETS—cont.					
	Fuel, flowmeter, Mark 4					
	Accessories—cont.					
3100	Dummy load		87774/01	1	A	each
3101	Dummy load		87771/33	1	A	"
4479	Simulator, temperature		EF.87771/33	1	A	"
4482	Simulator, temperature		EF.87771/36	1	A	"
5036	Simulator unit, temperature		EF.87771/37	1	A	"
3111	Fuel, flowmeter, Mark 5		5-44391	1	A	"
2108	Fuel, flowmeter, Smith's integrated type		256TE	1	A	"
3410	Fuel, flowmeter, V.C.10		7807-43000	—	A	"
3197	Fuel, flowmeter, Wessex, Mark 2		7807-18000	—	A	"
4562	Fuel, flowmeter, Wessex, Mark 5	First line. Naval aviation only	RE.1264	—	A	"
2329	Fuel, flow system (1st line)	For Gannet AEW3 aircraft. Naval aviation only	3C-928	1	A	"
2330	Fuel, flow system (2nd line)	For Gannet AEW3 aircraft. Naval aircraft only	3D-656	1	A	"
	Accessories:—					
2352	Divider, voltage	Naval aviation only	D-801-D	1	A	"
	Gauge, fuel contents:—					
3186	Fault location	Belfast C. Mark 1. V.C.10	QC.141	1	A	"
	Spares:—					
—	Cable	Ref. No. 4807		1	—	—
4823	Cable		CGA.122A	1	C	each
4824	Cable		CGA.122B	1	C	"
4825	Cable		CGA.122C	1	C	"
4826	Cable		CGA.123	1	C	"
4834	Cable		CGA.146	1	C	"
4835	Cable		CGA.147	1	C	"
—	Cable assembly, co-axial	Ref. No. 4242		1	—	—
—	Cable assembly, co-axial	Ref. No. 4243		1	—	—
3187	Fault location	Lightning, Marks 3 and 5. Wessex HC. Mark 2	QC.164	—	A	each
	Spares:—					
4816	Cable		CGA.114	1	C	"
4817	Cable		CGA.116	1	C	"
4819	Cable		CGA.118	1	C	"

RESTRICTED

RESTRICTED

AIRCRAFT INSTRUMENT TEST EQUIPMENT, TOOLS, ACCESSORIES AND UNIT SERVICING SPARES

SECTION 60—cont.

1	2	3	4	5	6	7
	TEST SETS—cont.					
	Gauge, fuel contents—cont.					
	Fault location—cont.					
	Spares—cont.					
4821	Cable	CGA.120	1	C	each
4822	Cable	CGA.121	1	C	"
—	Cable	Ref. No. 4826		1	—	"
4827	Cable	CGA.124	1	C	each
4828	Cable	CGA.125	1	C	"
4829	Cable	CGA.126	1	C	"
4830	Cable	CGA.127	1	C	"
4831	Cable	CGA.128	1	C	"
4832	Cable	CGA.129	1	C	"
4833	Cable	CGA.130	1	C	"
4836	Cable	CGA.150	1	C	"
4837	Cable	CGA.151	1	C	"
4838	Cable	P.1127 only	CGA.152	1	C	"
4839	Cable	CGA.153	1	C	"
4840	Cable	CGA.154	1	C	"
4841	Cable	CGA.155	1	C	"
4842	Cable	CGA.156	1	C	"
4843	Cable	CGA.157	1	C	"
4844	Cable	CGA.158	1	C	"
4845	Cable	CGA.159	1	C	"
—	Cable assembly, co-axial	Ref. No. 4242		1	—	—
—	Cable assembly, co-axial	Ref. No. 4243		1	—	—
3182	Lining up	Lightning, Marks 3 and 5	QC.138	—	A	each
	Spares:—					
—	Cable	Ref. No. 4816		1	—	—
—	Cable	Ref. No. 4817		1	—	—
—	Cable	Ref. No. 4819		1	—	—
—	Cable assembly, co-axial	Ref. No. 4242		1	—	—
—	Cable assembly, co-axial	Ref. No. 4243		1	—	—

RESTRICTED

RESTRICTED

AIRCRAFT INSTRUMENT TEST EQUIPMENT, TOOLS, ACCESSORIES AND UNIT SERVICING SPARES

SECTION 6C—cont.

1	2	3	4	5	6	7	
	TEST SETS—cont.						
	Gauges, fuel contents—cont.						
	Pacitor, Mark 5—cont.						
	Spares—cont.	For Ref. Nos. 962 and 964.					
	Cable assemblies:—cont.						
1584	10 ft. long approx.	Unirad 32	GP.742-074-1	1	C	each	
1578	Mark 3-Mark 3, 2-pin, 6 ft.	GP.30978/2	1	C	"	
1579	Mark 3-Mark 3, 3-pin, 6 ft.	GP.30978/3	1	C	"	
1580	Mark 3-Mark 4, 2-pin, 9 in.	GP.30979/2	1	C	"	
1581	Mark 3-Mark 4, 3 pin, 9 in.	GP.30979/3	1	C	"	
1587	2-pin, Mark 3, 4-pin, Mark 4	} For Ref. No. 964 only	GP.31822/2		C	"	
1586	3-pin, Mark 3, 3-pin, Mark 4		GP.31822/1		C	"	
1571	Cable, junction unit	GP.30694	1	C	"	
1575	Fuse, glass	GP.31027/1	4	C	"	
1748	Holder, fuse	} For Ref. No. 962 only	GP.30751	2	C	"	
1753	Knob, engraved		GP.30738/1	1	C	"	
1754	Knob, engraved		GP.30738/2	1	C	"	
1757	Knob, special		GP.30739/1	1	C	"	
1758	Knob, special		GP.30739/2	1	C	"	
1759	Knob, special		GP.30739/3	1	C	"	
—	Plug, fixed, 2-way		Reference 10H/19005		—	—	—
—	Plug, fixed, 3-way	Reference 10H/19008		—	—	—	
1576	Probe, cable assembly	GP.30967	1	C	each	
1749	Resistor, variable, 50 ohms	GP.22117/1	1	C	"	
1750	Resistor, variable, 1,000 ohms	GP.22117/2	1	C	"	
1751	Switch, 11 positions	} For Ref. No. 962 only	BP.30743	1	C	"	
1752	Switch, 12 positions		Oak type	GP.30744	1	C	"
—	Switch, toggle, D.P.		Reference 10F/9510505		—	—	—
1202	Pacitor, Mark 5A, Type C				A	each	
3130	Pacitor, Type 2	Will test: Argosy, Beverley, Belvedere and Britannia.	GP.34190	1	A	"	
	Spares:—						
3993	Block, matching unit	GP.31890	1	A	"	
4271	Cable assy., co-axial, 50 p.f.+2	GP.742/287	1	B	"	
4272	Cable assy., co-axial, 100 p.f.+2	GP.742/288	1	B	"	

RESTRICTED

RESTRICTED

AIRCRAFT INSTRUMENT TEST EQUIPMENT, TOOLS, ACCESSORIES AND UNIT SERVICING SPARES

SECTION 6C—cont.

1	2	3	4	5	6	7
	TEST SETS—cont.					
	Gauges, fuel contents—cont.					
	Pacitor, Type 2—cont.					
	Spares—cont.					
4273	Cable assy., co-axial, 35 ft.	Reference 10C/0124105	GP.742/289	1	B	each
—	Capacitor, 1,500 p.f.	Reference 10C/0115830		2	—	—
—	Capacitor, 0.04 mfd.	Reference 10C/0115532		2	—	—
—	Capacitor, 0.023 mfd.	Reference 10C/0115270		1	—	—
—	Capacitor, 1.0 mfd.			1	—	—
4288	Capacitor unit, compensation		GP.34282	1	C	each
3983	Condenser, variable, 500 p.f.		GP.33061	1	C	"
—	Diode, crystal	Reference 10CV/0374359		4	—	—
—	Diode, germanium	Reference 10CV/1354		7	—	—
—	Diode, rectifier	Reference 10D/20839		1	—	—
—	Fuse link, 1 amp.	Reference 10H/9613		1	—	—
—	Fuse link, 2 amp.	Reference 10H/10269		1	—	—
4287	Indicator		GP.34217	1	A	each
—	Knob (set empty-set full-bridge zero)	Reference 10AK/141		3	—	—
—	Knob (variable condenser)	Reference 10AK/0970188		1	—	—
—	Lamp, 26 V	Reference 5L/9959118		1	—	—
—	Lamp, indicator, complete, red	Reference 5CX/5400		1	—	—
3981	Meter, 0-1 m.a. (special)		GP.32992	1	C	each
3991	Oscillator block, 115 V		GP.31853	1	C	"
3994	Oscillator block, 25 V		GP.31964	1	C	"
—	Potentiometer, 1K ohms	Reference 10W/9545801		2	—	—
—	Potentiometer, 5K ohms	Reference 10W/9545800		2	—	—
3984	Plug, co-axial		GP.30088	4	C	each
—	Plug, electrical, Mark 4, 2 pole	Reference 10H/0560552		1	—	—
—	Plug, electrical, Mark 4, 4 pole	Reference 10H/0560070		1	—	—
—	Plug, electrical, Mark 4, 6 pole	Reference 10H/0560080		1	—	—
—	Pointer, knob	Reference 10A/13162		4	—	—
—	Potentiometer, 200 ohms	Reference 10W/9706806		1	—	—
—	Potentiometer, 2,000 ohms	Reference 10W/9136171		1	—	—
—	Potentiometer	Reference 10W/16168		1	—	—

RESTRICTED

RESTRICTED
100A

AIRCRAFT INSTRUMENT TEST EQUIPMENT, TOOLS, ACCESSORIES AND UNIT SERVICING SPARES

SECTION 6C—cont.

1	2	3	4	5	6	7
	TEST SETS—cont.					
	Gauges, fuel contents—cont.					
	Pacitor, Type 2—cont.					
	Spares—cont.					
—	Rectifier, metal	Reference 10D/0752445		1	—	—
—	Relay, min.	Reference 10F/9138769		2	—	—
	Resistors:—					
—	100 ohms	Reference 10W/0221109		1	—	—
—	330 ohms	Reference 10W/0221174		1	—	—
—	560 ohms	Reference 10W/0215211		1	—	—
—	3K ohms	Reference 10W/0222061		1	—	—
—	4.7K ohms	Reference 10W/0222089		1	—	—
—	6.8K ohms	Reference 10W/0222106		1	—	—
—	7.5K ohms	Reference 10W/0222115		1	—	—
—	27K ohms	Reference 10W/0222181		1	—	—
—	33K ohms	Reference 10W/0222190		1	—	—
—	2.2M ohms	Reference 10W/0223205		2	—	—
—	Socket, Mark 4, 2 pole	Reference 10H/0560232		1	—	—
—	Socket, Mark 4, 2 pole	Reference 10H/0560230		1	—	—
—	Socket, Mark 4, 6 pole	Reference 10H/0560260		1	—	—
4286	Switch, D.P.D.T.	GP.30736	1	B	each
3985	Switch, 1 pole, 12 way, 2 bank	GP.32997	1	C	—
4285	Switch, 2 pole, 6 pos.	EF.87705	1	B	—
4283	Switch, 2 pole, 11 way, 3 bank	GP.34262	1	B	—
3988	Switch, 2 pole, 11 way, 5 bank	GP.33000	1	B	—
4284	Switch, 4 pole, 5 way, 2 bank	GP.34204	1	B	—
3990	Transformer, 115 V. 400 C/s	GP.31854	1	C	—
3992	Transformer, 115 V. 26.5 V	GP.32994	1	C	—
—	Valve, electronic	Reference 10CV/2277		3	—	—
—	Valve, electronic	Reference 10CV/4043		1	—	—

RESTRICTED

RESTRICTED
100B

AIRCRAFT INSTRUMENT TEST EQUIPMENT, TOOLS, ACCESSORIES AND UNIT SERVICING SPARES

SECTION 6C—cont.

1	2	3	4	5	6	7
	TEST SETS—cont.					
	Gauges, fuel contents—cont.					
864	Smith/Waymouth type				A	each
	Accessories:—					
1514	Adaptor	Pye-Waymouth type			C	"
2080	Adaptor assy.	CGA.25	1	A	"
2081	Adaptor assy.	CGA.26	1	A	"
4932	Adaptor, cable	Dominie	CGA.109	1	C	"
4933	Cable assembly	Dominie	CGA.110	1	C	"
4934	Cable assembly	Dominie	CGA.111	1	C	"
1610	Cable, double, co-axial	Pye. For use with Ref. No. 1514	CR.4	1	C	"
1616	Capacitor, air, variable, 110 to 2,500 p.f. + 1 p.f.	Naval aviation only		1	A	"
	Spares:—					
4907	Adaptor, cable	CGA 198.	1	C	"
1708	Adaptor, double, H.F.	CC3	1	C	"
1705	Cable, co-axial	C/w plugs	CE.1	1	C	"
1706	Cable, co-axial	C/w plugs	CE.150	1	C	"
1707	Cable, co-axial	C/w plug and socket	CG.144	1	C	"
—	Fuse, Type 55, 10 amp.	Reference 10H/535		2	—	—
1703	Glass	AM.481	1	C	each
1704	Washer, rubber	AM.482	1	C	"
—	Holder, fuse, type 45	Reference 10H/2169		2	—	—
1702	Knob	40-241-103	2	C	each
—	Plug, sealed, M.4, fixed female shell, 350 V 5 amp., 6 pole.	Reference 10H/0560080		1	—	—
4442	Resistor, 0.48 ohms	47-647-139-01	1	C	each
4443	Resistor, 3 K ohms	47-647-139-02	1	C	"
1700	Socket, H.F.	C.B.	2	C	"
1701	Socket, pye	47-647-102-01	1	C	"
—	Switch, single pole, Type 170	Reference 10F/11714		1	—	—
3995	Smith/Waymouth type	C/w cables. Naval aviation only for Wasp helicopter.	QC.171	1	A	each
	Spares:—					
4244	Cable assembly, co-axial	CGA.131	1	C	"
4245	Connector, min., co-axial	MB.29	1	C	"
3409	Smith Waymouth type	Vulcan B, Mark 2	QC.251		A	"
3368	Smith Waymouth type	Vulcan B2	QC.208		A	"

RESTRICTED

RESTRICTED

AIRCRAFT INSTRUMENT TEST EQUIPMENT, TOOLS, ACCESSORIES AND UNIT SERVICING SPARES

SECTION 6C—cont.

1	2	3	4	5	6	7
	TEST SETS—cont.					
	Gauge, fuel, indicating system:—					
	Smith/Waymouth:—					
1912	Type 1	1st line	QC.32		A	each
1928	Type 3	1st Line. Naval aviation only	QC.36	1	A	"
	Accessories:—	For Ref. No. 1912				
2165	Adaptor		2C.110	1	A	"
	Spares:—	Supplied complete with Ref. No. 2165				
4742	Cable assembly		CGA.78	1	C	"
2204	Capacitance, simulator		CGA.87	1	A	"
2166	Switch unit		QC.111	1	A	"
2943	Adaptor, terminal plate, variable air capacitor	} Local manufacture by user-units		1	A	"
2945	Board, capacitor, initial simulator			1	A	"
3104	Box, test, (lining up)			QC.103-2	1	A
	Accessories:—					
—	Cable, adaptor assy., test set	Ref. No. 2544		1	—	—
3136	Capacitor, variable, 3 terminal		D14B	1	A	"
	Accessories:—					
4865	Adaptor, plate	Local manufacture	LMT.6030	1	C	"
3769	Case, transit	Supplied with Ref. No. 3136		1	A	"
2944	Harness, cable	For Comet C4 and Victor B2. Local manufacture		1	A	"
3135	Indicator, master		LK.51	1	A	"
	Accessories:—	For Ref. No. 1928 only. Naval aviation only				
1959	Cable kit		QC.82		A	"
2255	Cable kit	Sea Vixen		1	A	"
	Spares:—	For Ref. Nos. 1912 and 1928				
	Adaptors:—		SM:—			
2526	Tee cable mounting		31-1	1	C	"
2527	Tee cable mounting		33-1	1	C	"
4078	Ammeter, moving iron, 0.2 amp., d.c.		60-871-104	1	A	"
4503	Bobbin assy.		RSA.105/1	1	C	"
2323	Cable, adaptor		CGA.15	1	C	"
2324	Cable, adaptor		CGA.16	1	C	"

RESTRICTED

100D

RESTRICTED

AIRCRAFT INSTRUMENT TEST EQUIPMENT, TOOLS, ACCESSORIES AND UNIT SERVICING SPARES

SECTION 6C—cont.

1	2	3	4	5	6	7
	TEST SETS—cont. Gauges, fuel, indicating system—cont. Smith/Waymouth—cont. Type 3—cont. Spares:— <i>cont.</i> Cable assemblies:—	For Ref. Nos. 1912 and 1928	CGA:—			
2508	Test-set	3	1	C	each
2520	Test-set	4	1	C	"
2521	Test-set	5	1	C	"
2522	Test-set	6	1	C	"
2523	Test-set	7	1	C	"
2509	Test-set	8	1	C	"
2510	Test-set	9	1	C	"
2511	Test-set	12	1	C	"
2512	Test-set	13	1	C	"

RESTRICTED

100E

RESTRICTED

AIRCRAFT INSTRUMENT TEST EQUIPMENT, TOOLS, ACCESSORIES AND UNIT SERVICING SPARES

SECTION 6C—cont.

1	2	3	4	5	6	7
	TEST SETS—cont.					
	Gauges, fuel, indicating system—cont.					
	Smith/Waymouth—cont.					
	Spares—cont.	For Ref. Nos. 1912 and 1928				
	Cable assemblies—cont.		CGA:—			
2524	Test-set	14	1	C	each
2513	Test-set	20	1	C	"
2525	Test-set	39	1	C	"
2492	Capacitor assembly	47-647-114-22	1	C	"
	Capacitors:—		40-563:—			
2486	21 p.f. ± 2%	320-21	1	C	"
2487	25 p.f. ± 2%	320-25	1	C	"
2488	190 p.f. ± 2%	321-19	1	C	"
2489	Capacitor, concentric	40-570-302	1	C	"
2491	Capacitor, panel sub-assembly	47-647-114-18	1	C	"
	Connectors:—		LF:—			
4506	Bayonet	11	1	C	"
2500	Cable, mounting	1/1	1	C	"
2501	Cable, mounting	3/1	1	C	"
2502	Cable, mounting	4/3	2	C	"
2503	Cable, mounting	8/1	1	C	"
2506	Cable, mounting	48/1	1	C	"
2504	Panel mounting	13	1	C	"
2518	Panel mounting	14	1	C	"
4193	Panel, mounting	9	1	C	"
4194	Panel, mounting	10	1	C	"
2505	Tee adaptor	22	1	C	"
2497	Dial, blank (capacitor)	47-648-802-15	1	C	"
2480	Gasket	37-756-712-01	1	C	"
2481	Gasket	37-756-713-01	1	C	"
2515	Indicator, complete	Aus. Mod. 01	1	B	"
2507	Indicator, complete	LK.41.MOD.01	1	B	"
2498	Knob assembly	47-648-802-16	1	C	"
2483	Knob, crystallite, No. 325, black	40-241-104	5	C	"

For Ref. No. 1912 only

RESTRICTED

101

RESTRICTED

AIRCRAFT INSTRUMENT TEST EQUIPMENT, TOOLS, ACCESSORIES AND UNIT SERVICING SPARES

SECTION 6C—cont.

1	2	3	4	5	6	7
	TEST SETS—cont.					
	Gauges, fuel, indicating system—cont.					
	Smith/Waymouth—cont.					
	Spares—cont.	For Ref. Nos. 1912 and 1928				
2482	Label, instruction	For Ref. No. 1912 only	37-872-123-01	1	C	each
2514	Label, instruction	37-872-126-01	1	C	"
2479	Nut, special	37-361-307-01	1	C	"
	Plugs:—					
2516	Cable, mounting	LF3-6	1	C	"
			SM:—			
2531	Cable, mounting	38-1	1	C	"
2532	Cable, mounting	38-2	1	C	"
2533	Cable, mounting	39-2	1	C	"
2484	Resistor, 45K ohms $\pm 1\% \frac{1}{2}$ w	} For Ref. No. 1912 only	40-524-193-45	2	C	"
2485	Resistor, 135K ohms $\pm 1\% \frac{1}{2}$ w		40-520-150	1	C	"
2477	Ring, sealing	30-781-207-45	1	C	"
2475	Screw, 10BA $\times \frac{1}{8}$ in. long, csk hd	30-233-232-33	3	C	"
	Sockets:—					
2517	Cable, mounting	LF4-6	1	C	"
			SM:—			
2528	Cable, mounting	35-2	1	C	"
2529	Cable, mounting	36-2	1	C	"
2530	Cable, mounting	37-1	1	C	"
2476	Strap, bakelite	30-756-501	2	C	"
2499	String, black rubber, $\frac{1}{8}$ in. 01A	1814-110	A/R	C	"
	Switches, oak, Type "H":—		47-647-114:—			
2494	3 position, sealed	85	1	C	"
2495	3 position, sealed	86	1	C	"
2496	2 pole, 6-way, sealed	87	1	C	"
2493	9 pole, 2-way, sealed	84	1	C	"
2490	9 pole, 2-way, sealed	40-612-493	1	C	"
2478	Tag, special	30-867-102-25	1	C	"
4079	Voltmeter, moving coil, 0-30 v, D.C.	60-872-302	1	A	"

RESTRICTED

RESTRICTED

AIRCRAFT INSTRUMENT TEST EQUIPMENT, TOOLS, ACCESSORIES AND UNIT SERVICING SPARES

SECTION 6C—cont.

1	2	3	4	5	6	7
	TEST SETS—cont.					
2138	Gauge, pressure, inductor type, Smiths'	84/ITE		A	each
3103	"Gnome", fuel controller	TC-7250		A	"
	Gyro unit, Mark 2:—	C/w cables				
	Consisting of:—					
1611	Adaptor, mounting		1	A	"
1613	Panel, control, electrical		1	A	"
1612	Test rig		1	A	"
2376	Gyro, vertical, Type A	For Auto-pilot, Mark 19. Naval aviation only ..	1599	A	"
	Spares:—					
—	Fuselink	Reference 10H/9613	2	—	—
—	Knob	Reference 10AK/9437936	3	—	—
—	Light, indicator	Reference 10AE/1688	1	—	—
—	Meter, 0-150 m.a.	Reference 5Q/25917	1	—	—
—	Meter, 0-200 v, A.C.	Reference 5Q/25918	1	—	—
—	Plug	Reference 10H/9465541	1	—	—
—	Pointer, knob	Reference 10AK/9437936	3	—	—
—	Socket	Reference 10H/9456207	2	—	—
—	Socket	Reference 110H/34206	1	—	—
—	Switch, push button	Reference 10F/9472245	1	—	—
—	Switch, toggle, 4 P.D.T.	Reference 10F/20017	1	—	—
4749	Switch, wafer		1	B	each
4750	Switch, wafer		1	B	"
4751	Switch, wafer		1	B	"
—	Terminal, spring loaded, black	Reference 10H/22978	3	—	—
—	Terminal, spring loaded, red	Reference 10H/9114722	3	—	—
4753	Transformer		1	B	each
4752	Transformer		1	B	—
4249	Transformer		1	B	"
2379	Gyro vertical, Type B	For Auto-pilot, Mark 19. Naval aviation only ..	1602	A	each
	Spares:—					
4248	Switch, wafer		2	A	"
—	Transformer	Ref. No. 4249	2	—	—
2251	Junction box	Naval aviation only	3D/451	A	each
					A/L.	157

RESTRICTED

RESTRICTED

AIRCRAFT INSTRUMENT TEST EQUIPMENT, TOOLS, ACCESSORIES AND UNIT SERVICING SPARES

SECTION 6C—cont.

1	2	3	4	5	6	7
	TEST SETS—cont.					
2396	Mach-switch	Naval aviation only	10.20Y/4557	1	A	each
2126	Mach-trim	DN.1093	1	A	"
	Accessories:—					
	Pigtail assemblies:—					
3026	48 in., 6P3, 6S3	1110/10	1	B	"
3030	48 in., 12P1, 12S1	1110/14	1	B	"
3027	48 in., 15P, 12S5	1110/11	1	B	"
3031	48 in., 18P1, 15S	1110/15	1	B	"
3025	48 in., 32P, 25S5	1110/9	1	B	"
3029	Coupler, 9 in., 12P0, 12S0	1110/13	1	B	"
3028	Coupler, 9 in., 12P2, 12S5	1110/12	1	B	"
3024	Plug assembly, F.D.U.	1110/8	1	B	"
3235	Master reference gyro, Mark 2, No. 1	19625/0		A	"
	Accessories:—					
3257	Analyser, electronic unit		1	A	"
3253	Box, cable break	19629/0	1	A	"
3255	Connector, socket (P.100), 6 pole		1	B	"
3256	Meter, R and Q, Type TE.880		1	A	"
2152	Master reference gyro, Type 1A		1	A	"
	Accessories:—					
2979	Case, transit		1	A	"
	Spares:—					
—	Brush, wire, kinked	Reference 6G/515		4	—	—
—	Cap, indicator, red	Reference 5CX/5785		8	—	—
—	Cap, protective, 6 way	Reference 10H/0970055		1	—	—
—	Cap, protective, 25 way	Reference 10H/0970057		2	—	—
—	Capacitor	Reference 10C/0120138		1	—	—
3863	Catch, complete	ED/13947/A	1	C	each
3862	Clamp, synchro	ED/10279/A	12	C	"
—	Diode	Reference 10CV/5174		2	—	—
—	Fuse, 1 amp	Reference 10H/9613		3	—	—
—	Fuse-holder	Reference 10H/0590100		3	—	—
3856	Housing and switch assembly	ED/13653/B	1	A	each

RESTRICTED

RESTRICTED

AIRCRAFT INSTRUMENT TEST EQUIPMENT, TOOLS, ACCESSORIES AND UNIT SERVICING SPARES

SECTION 6C—cont.

1	2	3	4	5	6	7
	TEST SETS—cont.					
	Master reference gyro, Type 1A—cont.					
	<i>Spares—cont.</i>					
3860	Housing and switch assembly	ED/13654/B	1	A	each
—	Indicator, lamp, red, complete	Reference 5CX/6045		4	—	—
—	Indicator, lamp, red, complete	Reference 5CX/6046		2	—	—
—	Indicator, lamp, red, complete	Reference 5CX/6047		2	—	—
—	Lamp, filament, 28 v, 0.04 amp.	Reference 5L/9959118		8	—	—
3858	Pick-off assy., Maclaren	ED/13657/A	1	A	each
—	Plug, fixed, 6 way	Reference 10H/0560080		1	—	—
—	Plug, fixed, 25 way	Reference 10H/0560200		1	—	—
—	Potentiometer, 50 ohms	Reference 10W/0271205		1	—	—
—	Relay	Reference 10F/0530453		1	—	—
—	Relay	Reference 10F/0119145		1	—	—
—	Resistor, 20 ohms, 3 w	Reference 10W/0113214		1	—	—
—	Resistor, 330 ohms, ½ w	Reference 10W/0221172		1	—	—
—	Resistor, 3K ohms, 3 w	Reference 10W/0113266		1	—	—
3857	Resistor assy., variable	ED/13655/A	1	A	each
3861	Resistor assy., variable	ED/13656/A	1	A	"
—	Socket, fixed, 25 way	Reference 10H/0560380		1	—	—
—	Switch	Reference 10F/0510554		1	—	—
—	Switch	Reference 10F/0510555		1	—	—
—	Synchro	Reference 5UD/6504		1	—	—
2075	Military flight system, No. 1			A	each
	<i>Accessories:—</i>					
2208	Adaptor	675/TE	1	A	"
2209	Dial, calibration	724/TE	1	A	"
	<i>Spares:—</i>					
	<i>Capacitors:—</i>					
—	0.05 mfd.	Reference 10C/0119825		2	—	—
—	0.1 mfd.	Reference 10C/0115506		1	—	—
—	0.1 mfd.	Reference 10C/0119827		2	—	—
—	0.25 mfd.	Reference 10C/27736		1	—	—
—	2.5 mfd.	Reference 10C/9147809		1	—	—

RESTRICTED

RESTRICTED

105

AIRCRAFT INSTRUMENT TEST EQUIPMENT, TOOLS, ACCESSORIES AND UNIT SERVICING SPARES

SECTION 6C—cont.

1	2	3	4	5	6	7
	TEST SETS—cont.					
	Military flight system, No. 1—cont.					
	Spares—cont.					
	Capacitors—cont.					
—	5 mfd.	Reference 10C/27742		1	—	—
—	12.5 mfd.	Reference 10C/27741		1	—	—
—	Fuse, 2.5 amps.	Reference 10H/19881		6	—	—
—	Fuse, 25 m.a.	Reference 10H/0590170		2	—	—
—	Holder, fuse	Reference 10H/18585		8	—	—
3605	Holder, lamp, clear cap, c/w neon bulb, 80 v	Does not separate	Arco-Electric SL/81.	4	C	each
—	Knob	Reference 5CZ/5998		2	—	—
—	Knob	Reference 10AK/125		4	—	—
3606	Knob		Berco N.260	2	C	each
—	Lamp, clear, 12 v	Reference 5L/9959120		2	—	—
—	Lamp, clear, 28 v	Reference 5L/9959118		6	—	—
—	Lampholder, amber	Reference 5CX/5402		2	—	—
—	Lampholder, clear	Reference 5CX/5412		1	—	—
—	Lampholder, green	Reference 5CX/5401		2	—	—
—	Lampholder, red	Reference 5CX/5400		4	—	—
3604	Meter, D.C., micro-amp, 0-300		TE.5410	1	C	each
	Resistors, variable:—					
—	100 ohms	Reference 10W/0271306		1	—	—
—	250 ohms	Reference 10W/0119487		1	—	—
—	1K ohms	Reference 10W/0119489		1	—	—
—	2.5K ohms	Reference 10W/0119490		1	—	—
—	2.5K ohms	Reference 10W/0271756		2	—	—
—	50K ohms	Reference 10W/0272410		2	—	—
3596	Switch, rotary		XN/1P/15/3B	1	C	each
3594	Switch, rotary		XN/2P/7/2B	1	C	—
3597	Switch, rotary		XN/3P/3/1B	1	C	—
3595	Switch, rotary		XN/4P/2/2B	1	C	—
—	Switch, toggle, D.P., 3 amp	Reference 10F/0510505		1	—	—
—	Switch, toggle	Reference 10F/0510504		3	—	—

RESTRICTED

RESTRICTED

AIRCRAFT INSTRUMENT TEST EQUIPMENT, TOOLS, ACCESSORIES AND UNIT SERVICING SPARES

SECTION 6C—cont.

1	2	3	4	5	6	7
	TEST SETS—cont.					
	Military flight system, No. 1—cont.					
	Spares—cont.					
—	Switch, toggle, sealed, 250 v, 10 amp	Reference 10F/0510580		2	—	—
—	Switch, Type 3925	Reference 10F/19295		1	—	—
—	Switch, unsealed, 3 amp. at 500 v	Reference 10F/0510501		1	—	—
—	Synchro	Reference 5UD/7449		1	—	—
—	Synchro	Reference 5UD/7450		1	—	—
—	Thermistor	Reference 10W/19849		1	—	—
3598	Transformer	TE.5096	1	C	each
3603	Transformer	TE.9733	1	C
3602	Transformer	TE.9744	1	C
3600	Transformer	TE.10568	1	C
3601	Transformer	TE.11911	2	C
3599	Transformer	TE.11912	1	C
3224	Military flight system, No. 1A, Mk. 1C	482/I.TE.		A
2088	Military flight system, No. 2B, electronic	550/TE	1	A
2113	No. 1, Vulcan, B2 autostabilisation			A
	Spares:—					
—	Capacitor, 25 mfd., 50 v, D.C.	Reference 10C/0145297		2	—	—
—	Diode	Reference 10CV/7021		4	—	—
—	Fuse, miniature, 100 m.a., Type 154	Reference 10H/18681		1	—	—
—	Fuse unit	Reference 10H/0590170		1	—	—
3756	Gasket, insts.	NDN.1170/218	7	C	each
3755	Knob, adjusting, set	NDN.1170/227	8	C
—	Knob, potentiometer	Reference 10AK/9439136		5	—	—
3761	Light, panel, 120 v, red	Bulgin D.172/ 100-red.	1	C	each
	Meters, D.C., M.C.:—					
—	0-50 m.a.	Reference 5Q/25325		4	—	—
—	0-100 m.a.	Reference 5Q/9431781		4	—	—
—	5-0-5 m.a.	Reference 5Q/25942		1	—	—
—	50-0-50 ma.	Reference 5Q/25551		1	—	—

RESTRICTED

RESTRICTED

AIRCRAFT INSTRUMENT TEST EQUIPMENT, TOOLS, ACCESSORIES AND UNIT SERVICING SPARES

SECTION 6C—cont.

1	2	3	4	5	6	7
	TEST SETS—cont.					
	No. 1, Vulcan, B2 autostabilisation—cont.					
	Spares—cont.					
3753	Potentiometer, 250 ohms, $\frac{1}{2}$ W	Morganite Type	4	C	each
3752	Potentiometer, 1K ohms, 2 w	LH Linear.	4	C	"
—	Relay, miniature, Type R.210C3P	Reference 5CW/6736	Colvern CLR/ 3201/28F.	3	—	—
—	Resistors:—					
—	330 ohms, 3 w	Reference 10W/0113308		1	—	—
—	1K ohms, $\frac{1}{2}$ w carbon	Reference 10W/0219114		4	—	—
—	1.2K ohms, $\frac{1}{2}$ w	Reference 10W/0219567		1	—	—
—	1.8K ohms, $\frac{1}{2}$ w	Reference 10W/0219190		2	—	—
—	1.8K ohms, $\frac{1}{4}$ w	Reference 10W/0219591		3	—	—
—	3.3K ohms, $\frac{1}{2}$ w	Reference 10W/0219626		1	—	—
—	5.1K ohms, $\frac{1}{2}$ w	Reference 10W/0219164		5	—	—
—	12K ohms, $\frac{1}{2}$ w	Reference 10W/0219190		2	—	—
—	15K ohms, $\frac{1}{2}$ w	Reference 10W/0219723		1	—	—
—	49K ohms, 1 w \pm 1%	Reference 10W/24348		1	—	—
—	150K ohms, $\frac{1}{2}$ w	Reference 10W/0219864		4	—	—
—	200K ohms, 1 w \pm 1%	Reference 10W/0216517		1	—	—
—	Resistor, variable	Reference 10W/027154		1	—	—
—	Socket, relay	Reference 5CW/6742		3	—	—
—	Switch	Reference 10F/0510554		9	—	—
—	Switch	Reference 10F/0510551		1	—	—
—	Switches, wafer:—					
3759	Amplifier selector	NDN.1170/225	1	C	each
3757	Channel selector	NDN.1170/223	1	C	"
3760	D.C. selector	NDN.1170/226	1	C	"
3758	Signal selector	NDN.1170/224	1	C	"
3762	Terminal	Painton, 312038	7	C	"
3754	Transformer assy., complete	NDN.1170/3	1	C	"

RESTRICTED

RESTRICTED

AIRCRAFT INSTRUMENT TEST EQUIPMENT, TOOLS, ACCESSORIES AND UNIT SERVICING SPARES

SECTION 6C—cont.

1	2	3	4	5	6	7
	TEST SETS—cont.					
2116	No. 2, Victor, B2 autostabilisation		NDN.1111	1	A
	Consisting of:—					
—	Panel assembly, left hand			—	—
	Spares:—					
—	Amplifier, magnetic, Type L	Reference 6S/276			1	—
—	Cap, lamp, ivory	Reference 10AT/9437188			3	—
—	Cap, lamp, red	Reference 5CX/5524			1	—
—	Diode, rectifier	Reference 10CV/5124			1	—
—	Diode, silicon	Reference 10CV/4077			1	—
—	Diode, zener	Reference 10CV/5251			1	—
—	Fuselink, 1 amp.	Reference 10H/0590138			3	—
—	Fuselink, 2 amp.	Reference 10H/0590139			1	—
—	Knob, plastic, fluted	Reference 10AK/9491473			1	—
—	Knob, plastic, w/skirt	Reference 10AK/9522268			16	—
—	Lamp, min. 28V., 0.04 amp.	Reference 5L/9959118			4	—
—	Lampholder, c/w lamp and resistor	Reference 10AE/9510533			2	—
—	Meter, 0–100 V., A.C.	Reference 5Q/9002222			1	—
—	Meter, 0–5 m.a. D.C.	Reference 5Q/9001736			1	—
—	Meter, 0–50 m.a. D.C.	Reference 5Q/26008			1	—
—	Meter, 5–0–5 m.a.	Reference 5Q/26011			1	—
—	Meter, 50–0–50 m.a. D.C.	Reference 5Q/26009			1	—
—	Meter, 100–0–100 m.a. D.C.	Reference 5Q/9001748			1	—
—	Plug, 6-way	Reference 10H/0560581			1	—
—	Plug, 15 way	Reference 10H/9118238			1	—
—	Relay	Reference 10F/0530479			1	—
	Resistors:—					
—	10 ohms ± 5%. $\frac{1}{2}$ W	Reference 10W/2015002			2	—
—	12 ohms ± 1%. $\frac{1}{2}$ W to R.C.2D	Reference 10W/1054661			1	—
—	18 ohms ± 5%. $\frac{1}{2}$ W	Reference 10W/0215032			2	—
—	27 ohms ± 1%. $\frac{1}{4}$ W to R.C.2E	Reference 10W/9727433			2	—
—	28 ohms ± 1%. 28 W	Reference 10W/9522398			2	—
—	33 ohms ± 1%. $\frac{1}{4}$ W to R.C.2E	Reference 10W/9727434			2	—
—	35 ohms ± 1%. $\frac{1}{4}$ W to R.C.2D	Reference 10W/9330437			1	—
—	47 ohms ± 1%. $\frac{1}{4}$ W to R.C.2E	Reference 10W/9502282			2	—
—	120 ohms ± 5%. $\frac{1}{4}$ W	Reference 10W/0215132			1	—

RESTRICTED

A

RESTRICTED
109

AIRCRAFT INSTRUMENT TEST EQUIPMENT, TOOLS, ACCESSORIES AND UNIT SERVICING SPARES

SECTION 6C—cont.

1	2	3	4	5	6	7
	TEST SETS—cont.					
	No. 2, Victor, B2 autostabilisation—cont.					
	Consisting of—cont.					
	Panel assembly, left hand—cont.					
	Spares—cont.					
	Resistors—cont.					
—	150 ohms ± 1%. $\frac{1}{4}$ W	Reference 10W/0215435		3	—	—
—	200 ohms ± 1%. $\frac{1}{2}$ W	Reference 10W/0215466		1	—	—
—	270 ohms ± 1%. $\frac{1}{2}$ W	Reference 10W/0215171		1	—	—
—	330 ohms ± 5%. $\frac{3}{4}$ W	Reference 10W/0113475		1	—	—
—	390 ohms ± 5%. $\frac{3}{4}$ W	Reference 10W/0215191		1	—	—
—	1 K ohms ± 1%. $\frac{1}{2}$ W	Reference 10W/0215636		2	—	—
—	1.5 K ohms ± 1%. $\frac{1}{4}$ W	Reference 10W/0215675		1	—	—
—	4.7 K ohms ± 1%. $\frac{1}{4}$ W	Reference 10W/0215795		2	—	—
—	4.7 K ohms ± 5%. $\frac{1}{4}$ W	Reference 10W/0215321		1	—	—
—	5 K ohms ± 1%. $\frac{1}{2}$ W to R.C.2D	Reference 10W/9522281		1	—	—
—	15 K ohms ± 5%. $\frac{1}{4}$ W	Reference 10W/0216021		1	—	—
—	24 K ohms ± 5%. $\frac{1}{4}$ W	Reference 10W/0216046		1	—	—
—	27 K ohms ± 5%. $\frac{1}{4}$ W	Reference 10W/0216051		1	—	—
—	39 K ohms ± 5%. $\frac{1}{4}$ W	Reference 10W/0216345		1	—	—
—	47 K ohms ± 1%. $\frac{1}{4}$ W	Reference 10W/0216365		3	—	—
—	120 K ohms ± 5%. $\frac{1}{4}$ W	Reference 10W/0216465		1	—	—
—	1 M ohms ± 1%. $\frac{1}{2}$ W	Reference 10W/0216654		1	—	—
—	Socket, 14-way	Reference 10H/0122842		1	—	—
—	Socket, 15-way	Reference 10H/22230		1	—	—
—	Socket, 18-way	Reference 10H/0560371		1	—	—
—	Socket, 18-way	Reference 10H/0122844		1	—	—
—	Socket, 25-way	Reference 10H/0560381		1	—	—
—	Socket, 32-way	Reference 10H/9992335		1	—	—
—	Socket, relay	Reference 10H/20889		1	—	—
—	Socket, relay	Ref. No. 1865		1	—	—
4107	Switch, toggle, 3 pole, S.T.	NDN.1111/323	1	B	each
—	Switch, toggle	Reference 10F/0510575		1	—	—
—	Switch, toggle	Reference 10F/0510551		3	—	—
—	Switch, toggle	Reference 10F/0510579		1	—	—
—	Switch, toggle	Reference 10F/0510584		1	—	—

RESTRICTED

AI

RESTRICTED

AIRCRAFT INSTRUMENT TEST EQUIPMENT, TOOLS, ACCESSORIES AND UNIT SERVICING SPARES
SECTION 6C—cont.

1	2	3	4	5	6	7
	TEST SETS—cont.					
	No. 2, Victor, B2 autostabilisation—cont.					
	Consisting of—cont.					
	Panel assembly, left hand—cont.					
	Spares—cont.					
—	Switch, toggle	Reference 10F/0510583		2	—	—
—	Switch, toggle	Reference 10F/0510553		1	—	—
4135	Switch, wafer	S.1111/275	1	B	each
4136	Switch, wafer	S.1111/276	1	B	"
4137	Switch, wafer	S.1111/294	1	B	"
4138	Switch, wafer	S.1111/277	1	B	"
4139	Switch, wafer	S.1111/278	1	B	"
4112	Switch, wafer	S.1111/269	1	B	"
4141	Switch, wafer	S.1111/279	1	B	"
4142	Switch, wafer	S.1111/280	1	B	"
4143	Switch, wafer	S.1111/295	1	B	"
4144	Switch, wafer	S.1111/296	1	B	"
4145	Switch, wafer	S.1111/281	1	B	"
4146	Switch, wafer	S.1111/282	1	B	"
—	Transformer	Reference 6S/409		1	—	—
—	Transformer	Reference 6S/365		2	—	—
4151	Transformer, 200 V., P.Y. 1.5–01.5 V., S.Y.	S.1804	1	B	each
4150	Transformer, 200 V., P.Y. 35 V., S.Y.	S.1803	1	B	"
	Panel assembly, right hand:—					
	Spares:—					
—	Cap, lamp, ivory	Reference 10AT/9437188		4	—	—
—	Cap, lamp, red	Reference 5CX/5524		1	—	—
—	Capacitor, 0.005 mfd., 500 V., D.C. .. .	Reference 10C/0120122		1	—	—
—	Capacitor, 0.1 mfd.	Reference 10C/0119827		1	—	—
—	Capacitor, 0.25 mfd.	Reference 10C/0115565		1	—	—
—	Capacitor, 1 mfd.	Reference 10C/0115571		1	—	—
—	Capacitor, 2.5 mfd.	Reference 10C/0145326		1	—	—
—	Capacitor, 3 mfd. + 50%—20%, 25V., A.C. ..	Reference 10C/9522413		2	—	—
—	Capacitor, 140 mfd.	Reference 10C/25608		1	—	—
—	Diode, silicon, 150V.	Reference 10CV/5124		8	—	—
—	Diode, silicon, 200 V.	Reference 10CV/4077		6	—	—

RESTRICTED

110A

RESTRICTED

AIRCRAFT INSTRUMENT TEST EQUIPMENT, TOOLS, ACCESSORIES AND UNIT SERVICING SPARES

SECTION 6C—cont.

1	2	3	4	5	6	7
	TEST SETS—cont.					
	No. 2, Victor, B2 autostabilisation—cont.					
	Consisting of—cont.					
	Panel assembly, right hand—cont.					
	Spares—cont.					
—	Fuselink, 1 amp.	Reference 10H/0590138		3	—	—
—	Fuselink, 2 amp.	Reference 10H/0590139		1	—	—
—	Knob, plastic, w/skirt	Reference 10AK/9522268		17	—	—
—	Lamp, min., 28 V., 0.04 amp.	Reference 5L/9959118		5	—	—
—	Lampholder, c/w lamp and resistor	Reference 10AE/9510533		2	—	—
—	Meter, 0-50 ma.	Reference 5Q/26008		1	—	—
—	Meter, 0-5 V., A.C.	Reference 5Q/9002218		1	—	—
—	Meter, 0-50 V., A.C.	Reference 5Q/9002221		1	—	—
—	Meter, 500-0-500 mv.,	Reference 5Q/9001743		1	—	—
—	Meter, 500-0-500 ma.	Reference 5Q/9001698		1	—	—
—	Plug, 6-way	Reference 10H/0560080		1	—	—
—	Plug, 12-way	Reference 10H/0560150		1	—	—
—	Relay, Type 4190, H.D.	Reference 10F/0530479		4	—	—
	Resistors:—					
—	10 ohms ± 5%. $\frac{1}{2}$ W	Reference 10W/0215002		2	—	—
—	12 ohms ± 10%. $\frac{1}{4}$ W to R.C.2D	Reference 10W/1054661		5	—	—
—	22 ohms ± 5%. $\frac{4}{2}$ W	Reference 10W/0113447		1	—	—
—	30 ohms ± 5%. $\frac{1}{4}$ W	Reference 10W/0221041		1	—	—
—	33 ohms ± 5%. $\frac{4}{2}$ W	Reference 10W/0113451		2	—	—
—	72 ohms ± 5%. 23 W	Reference 10W/9522280		1	—	—
—	130 ohms ± 5%. $\frac{4}{2}$ W	Reference 10W/0113466		1	—	—
—	150 ohms ± 1%. $\frac{4}{2}$ W	Reference 10W/1054673		2	—	—
—	150 ohms ± 5%. 3 W	Reference 10W/0113225		1	—	—
—	330 ohms ± 1%. $\frac{1}{4}$ W	Reference 10W/0215515		2	—	—
—	470 ohms ± 1%. $\frac{1}{4}$ W	Reference 10W/0215555		5	—	—
—	470 ohms ± 5%. $\frac{1}{2}$ W	Reference 10W/0215202		1	—	—
—	680 ohms ± 1%. $\frac{1}{4}$ W	Reference 10W/0216993		1	—	—
—	820 ohms ± 5%. $\frac{1}{4}$ W	Reference 10W/0215231		1	—	—
—	1 K ohms ± 1%. $\frac{1}{2}$ W	Reference 10W/0215635		2	—	—
—	1 K ohms ± 5%. $1\frac{1}{2}$ W	Reference 10W/0113255		3	—	—

RESTRICTED

110B

RESTRICTED

AIRCRAFT INSTRUMENT TEST EQUIPMENT, TOOLS, ACCESSORIES AND UNIT SERVICING SPARES
SECTION 6C—cont.

1	2	3	4	5	6	7
	TEST SETS—cont.					
	No. 2, Victor, B2 autostabilisation—cont.					
	Consisting of— <i>cont.</i>					
	Panel assembly, right hand— <i>cont.</i>					
	Spares— <i>cont.</i>					
	Resistors— <i>cont.</i>					
—	1 K ohms \pm 5%. 6 W.. .. .	Reference 10W/0113297		1	—	—
—	2.7 K ohms \pm 5%. $\frac{1}{4}$ W	Reference 10W/0215291		2	—	—
—	5.6 K ohms \pm 10%. $\frac{1}{4}$ W	Reference 10W/0215815		1	—	—
—	8.2 K ohms \pm 5%. $\frac{1}{4}$ W	Reference 10W/0215351		2	—	—
—	10 K ohms \pm 1%. $\frac{1}{2}$ W	Reference 10W/0216207		2	—	—
—	27 K ohms \pm 5%. $\frac{1}{4}$ W	Reference 10W/0216051		2	—	—
—	39 K ohms \pm 5%. $\frac{1}{4}$ W	Reference 10W/0216345		1	—	—
—	47 K ohms \pm 1%. $\frac{1}{4}$ W	Reference 10W/0216365		2	—	—
—	47 K ohms \pm 1%. $\frac{1}{2}$ W	Reference 10W/0216366		1	—	—
—	100 K ohms \pm 5%. $\frac{1}{2}$ W	Reference 10W/0216121		2	—	—
—	120 K ohms \pm 5%. $\frac{1}{4}$ W	Reference 10W/0216465		1	—	—
—	500 K ohms \pm 1%. $\frac{1}{4}$ W to R.C.2E	Reference 10W/9522282		1	—	—
—	Resistor, preset, 300 ohms, 5 W	Reference 10W/0113307		1	—	—
—	Resistor, preset, 5 K ohms, 5 W	Reference 6S/145		1	—	—
—	Resistor, variable, 250 ohms, 3 W	Reference 10W/9522414		2	—	—
—	Resistor, variable, 500 ohms, 3 W to RCS.121	Reference 10W/9706387		2	—	—
—	Resistor, variable, 1 K ohms \pm 10%. 3 W. .. .	Reference 10W/9522279		2	—	—
—	Resistor, variable, 2 K ohms \pm 5%. (Bourns Trimpet)	Reference 10W/5802752		1	—	—
—	Resistor, variable, 20 K ohms \pm 5%. (Bourns Trimpet)	Reference 10W/5802755		1	—	—
—	Socket, 7-way	Reference 10H/0122840		1	—	—
—	Socket, 12-way	Reference 10H/0560330		1	—	—
—	Socket, 14-way	Reference 10H/0122842		1	—	—
—	Socket, 15-way, Cannon	Reference 10H/22230		2	—	—
—	Socket, 18-way	Reference 10H/0560370		1	—	—
—	Socket, 32-way, Cannon	Reference 10H/9992325		3	—	—
—	Switch, toggle	Reference 10F/0510555		1	—	—
—	Switch, toggle	Reference 10F/0510584		1	—	—
—	Switch, toggle	Reference 10F/0510580		3	—	—

RESTRICTED

110C

RESTRICTED

AIRCRAFT INSTRUMENT TEST EQUIPMENT, TOOLS, ACCESSORIES AND UNIT SERVICING SPARES
SECTION 6C—cont.

1	2	3	4	5	6	7
	TEST SETS—cont.					
	No. 2, Victor, B2 autostabilisation—cont.					
	Consisting of—cont.					
	Panel assembly, right hand—cont.					
	Spares—cont.					
—	Switch, toggle	Reference 10F/0510553		2	—	—
—	Switch, toggle	Reference 10F/0510573		1	—	—
—	Switch, toggle	Reference 10F/0510583		1	—	—
—	Switch, toggle	Reference 10F/0510551		1	—	—
—	Switch, toggle, 3-pole, ST.	Ref. No. 4107		1	—	—
4108	Switch, wafer	S.1111/265	2	B	each
4109	Switch, wafer	S.1111/266	1	B	"
4110	Switch, wafer	S.1111/267	1	B	"
4111	Switch, wafer	S.1111/268	1	B	"
—	Switch, wafer	Ref. No. 4112	1	—	—
4113	Switch, wafer	S.1111/316	1	B	each
4114	Switch, wafer	NDN.1111/270	1	B	"
4115	Switch, wafer	NDN.1111/271	1	B	"
4116	Switch, wafer	NDN.1111/272	2	B	"
4117	Switch, wafer	NDN.1111/273	1	B	"
4118	Switch, wafer	NDN.1111/274	1	B	"
—	Transformer	Reference 6S/351	1	—	—
—	Transformer	Reference 6S/352	2	—	—
4124	Transformer	NDN.1202	1	B	each
4128	Transformer	NDN.1209	1	B	"
4129	Transformer	NDN.1206	1	B	"
4130	Transformer	NDN.1205	2	B	"
4131	Transformer	NDN.1204	1	B	"
4132	Transformer	NDN.1111/11	1	B	"
4126	Transformer, 5:1 Ratio	NDN.1802	3	B	"
4123	Transformer, 115 V., PY. 25 V., SW.	NDN.1799	1	B	"
4127	Transformer, 115 V., PY. 27 V. SY.	NDN.1801	2	B	"
4125	Transformer, 200 V., PY. 5 V. SY.	NDN.1800	2	B	"
4120	Transformer, 200 V., PY. 10 V. SW.	NDN.1797	1	B	"
4122	Transformer, 200 V. PY. 25.5 V. SW.	NDN.1798	1	B	"
4133	Transformer, 200 V. PY. 30 V. SY.	NDN.1805	1	B	"

RESTRICTED

110D

RESTRICTED

AIRCRAFT INSTRUMENT TEST EQUIPMENT, TOOLS, ACCESSORIES AND UNIT SERVICING SPARES

SECTION 6C—cont.

1	2	3	4	5	6	7
	TEST SETS—cont.					
	No. 2, Victor, B2 autostabilisation—cont.					
	Accessories:—					
3112	Cable assembly	S.1111/30	1	B	each
4913	Case, transit		1	A	"
2114	No. 2, Vulcan, B2 autostabilisation	NMR.1171	1	A	"
	Consisting of:—					
—	Panel assembly, left hand	1171-4	1	—	—
	Spares:—					
4147	Amplifier, magnetic	NDN.1016	1	A	each
—	Cap, red	Reference 5CX/5524		2	—	—
—	Capacitor, 0.1 mfd., 350 V., D.C.	Reference 10C/0115506		1	—	—
—	Capacitor, 2.5 mfd., 100 V., D.C.	Reference 10C/0145326		1	—	—
—	Capacitor, 25 mfd., 50 V., D.C.	Reference 10C/0145297		1	—	—
—	Diode, rectifier	Reference 10CV/5124		6	—	—
—	Diode, rectifier	Reference 10CV/7015		2	—	—
—	Fuselink, 250 m.a.	Reference 10H/9461006		2	—	—
—	Fuselink, 1 amp.	Reference 10H/9457741		2	—	—
—	Knob	Reference 10AK/9713798		10	—	—
—	Lamp, min., 28 V., 0.04 amp.	Reference 5L/9959118		2	—	—
—	Light, indicator	Reference 10AT/9510533		2	—	—
4706	Meter	NDN.1171/239	1	A	each
4705	Meter	NDN.1171/240	1	A	"
4170	Meter assembly	NDN.1171/52	1	A	"
4171	Meter assembly	NDN.1171/20	1	A	"
4172	Meter assembly	NDN.1171/21	1	A	"
4173	Meter assembly	NDN.1171/22	1	A	"
—	Plug, fixed	Reference 10H/0560570		1	—	—
	Resistors:—					
—	10 ohms $\pm 5\%$. $\frac{1}{4}$ W	Reference 10W/0119738		2	—	—
—	33 ohms $\pm 5\%$. $\frac{1}{4}$ W	Reference 10W/0219016		1	—	—
—	33 ohms $\pm 5\%$. $\frac{3}{4}$ W	Reference 10W/0113284		2	—	—
—	33 ohms $\pm 5\%$. $\frac{1}{2}$ W	Reference 10W/0219362		1	—	—
—	33 ohms $\pm 5\%$. $\frac{1}{2}$ W	Reference 10W/9473855		2	—	—

RESTRICTED

110E

RESTRICTED

AIRCRAFT INSTRUMENT TEST EQUIPMENT, TOOLS, ACCESSORIES AND UNIT SERVICING SPARES
SECTION 6C—cont.

1	2	3	4	5	6	7
	TEST SETS—cont.					
	No. 2, Vulcan, B2 autostabilisation—cont.					
	Consisting of— <i>cont.</i>					
	Panel assembly, left hand— <i>cont.</i>					
	Spares— <i>cont.</i>					
	Resistors— <i>cont.</i>					
—	47 ohms $\pm 1\%$. $\frac{1}{4}$ W	Reference 10W/0219378		4	—	—
—	47 ohms $\pm 5\%$. $\frac{3}{4}$ W	Reference 10W/0113288		1	—	—
—	56 ohms $\pm 5\%$. $\frac{1}{4}$ W	Reference 10W/0219028		1	—	—
—	68 ohms $\pm 1\%$. $\frac{1}{4}$ W	Reference 10W/0219394		10	—	—
—	68 ohms $\pm 5\%$. $\frac{1}{4}$ W	Reference 10W/0219032		1	—	—
—	150 ohms $\pm 1\%$. $\frac{3}{4}$ W	Reference 10W/9520915		1	—	—
—	220 ohms $\pm 1\%$. $\frac{1}{4}$ W	Reference 10W/0219459		1	—	—
—	220 ohms $\pm 5\%$. $\frac{3}{4}$ W	Reference 10W/0113304		1	—	—
—	270 ohms $\pm 1\%$. $\frac{1}{4}$ W	Reference 10W/0219471		1	—	—
—	470 ohms $\pm 5\%$. $\frac{3}{4}$ W	Reference 10W/0113312		2	—	—
—	680 ohms $\pm 5\%$. $\frac{1}{4}$ W	Reference 10W/0219101		1	—	—
—	820 ohms $\pm 5\%$. $\frac{3}{4}$ W	Reference 10W/0113318		1	—	—
—	1 K ohms $\pm 5\%$. 1 W	Reference 10W/0118012		1	—	—
—	1 K ohms $\pm 5\%$. $1\frac{1}{2}$ W	Reference 10W/0113255		3	—	—
—	1 K ohms $\pm 5\%$. $4\frac{1}{2}$ W	Reference 10W/0113487		1	—	—
—	1.5 K ohms $\pm 1\%$. $\frac{1}{4}$ W	Reference 10W/0219579		2	—	—
—	1.8 K ohms $\pm 1\%$. $\frac{1}{4}$ W	Reference 10W/0219591		1	—	—
—	3 K ohms $\pm 1\%$. $\frac{1}{4}$ W	Reference 10W/0219621		1	—	—
—	3.3 K ohms $\pm 5\%$. $\frac{1}{4}$ W	Reference 10W/0219149		1	—	—
—	4.7 K ohms $\pm 5\%$. $\frac{3}{4}$ W	Reference 10W/0113503		1	—	—
—	5.6 K ohms $\pm 5\%$. $\frac{1}{4}$ W	Reference 10W/0219167		1	—	—
—	8.2 K ohms $\pm 5\%$. $\frac{1}{4}$ W	Reference 10W/0219179		2	—	—
—	10 K ohms $\pm 1\%$. $\frac{1}{4}$ W	Reference 10W/0219699		1	—	—
—	20 K ohms $\pm 1\%$. $\frac{1}{4}$ W	Reference 10W/0219741		1	—	—
—	30 K ohms $\pm 1\%$. $\frac{1}{4}$ W	Reference 10W/0219769		1	—	—
	Resistors, preset:—					
—	25 ohms, 5 W	Reference 6S/391		1	—	—
—	100 ohms, 5 W	Reference 6S/144		4	—	—

RESTRICTED

RESTRICTED

AIRCRAFT INSTRUMENT TEST EQUIPMENT, TOOLS, ACCESSORIES AND UNIT SERVICING SPARES

SECTION 6C—cont.

1	2	3	4	5	6	7
	TEST SETS—cont.					
	No. 2, Vulcan, B2 autostabilisation—cont.					
	Consisting of—cont.					
	Panel assembly, left hand—cont.					
	Spares—cont.					
	Resistors, preset—cont.					
4704	200 ohms, 1 W	ADL/73	1	C	each
—	300 ohms, 5 W	Reference 10W/0113307		1	—	—
—	1 K ohms, 5 W	Reference 6S/425		2	—	—
—	5 K ohms, 5 W	Reference 6S/145		1	—	—
	Resistors, variable:—					
—	100 ohms, 3 W	Reference 10W/9520359		1	—	—
—	250 ohms, 3 W	Reference 10W/9487385		1	—	—
—	500 ohms, 5 W	Reference 10W/0271514		1	—	—
—	Screw, knob set, 4BA × $\frac{5}{16}$ in. SKT., H.D., knurled	Ref. No. 4169		10	—	—
—	Socket, fixed	Reference 10H/0560261		1	—	—
—	Socket, fixed	Reference 10H/0122842		3	—	—
—	Socket, fixed	Reference 10H/0122844		1	—	—
—	Socket, fixed	Reference 10H/0122840		1	—	—
—	Socket, fixed	Reference 10H/0560330		1	—	—
—	Socket, fixed	Reference 10H/0560331		1	—	—
—	Socket, fixed	Reference 10H/0560332		1	—	—
—	Socket, fixed	Reference 10H/0560333		1	—	—
—	Socket, fixed	Reference 10H/0560334		1	—	—
—	Socket, fixed	Reference 10H/0560260		1	—	—
4180	Switch assembly	NDN.1171/55	1	B	each
—	Switch, toggle	Reference 10F/0510580		2	—	—
—	Switch, toggle	Reference 10F/0510553		1	—	—
—	Switch, toggle	Reference 10F/0510554		7	—	—
4174	Switch, wafer	NDN.1171/244	1	B	each
4175	Switch, wafer	NDN.1171/245	1	B	—
4176	Switch, wafer	NDN.1171/246	1	B	—
4177	Switch, wafer	NDN.1171/247	1	B	—
4178	Switch, wafer	NDN.1171/248	1	B	—
4179	Switch, wafer	NDN.1171/249	1	B	—

RESTRICTED

110G

RESTRICTED

AIRCRAFT INSTRUMENT TEST EQUIPMENT, TOOLS, ACCESSORIES AND UNIT SERVICING SPARES

SECTION 6C—cont.

1	2	3	4	5	6	7
	TEST SETS—cont.					
	No. 2, Vulcan, B2 autostabilisation—cont.					
	Consisting of— <i>cont.</i>					
	Panel assembly, left hand— <i>cont.</i>					
	Spares— <i>cont.</i>					
4183	Transformer, 115V-2, 15, 57 V.. .. .	Reference 6S/409	No. 1031	2	B	each
—	Transformer, 115-10 V	Reference 6S/279		1	—	—
—	Transformer, 115-28 V	Reference 6S/319		1	—	—
—	Transformer, 115-30 V	Reference 6S/320		1	—	—
—	Transformer, 115-230 V			2	—	—
	Panel assembly, right hand		NDN.1171/3	—	—	—
	Spares:—					
—	Cap, lamp, amber	Reference 5CX/5527		4	—	—
—	Cap, lamp, red	Reference 5CX/5524		1	—	—
—	Diode, zener	Reference 10CV/5251		3	—	—
4318	Diode, zener, 3·5 W, ± 5%		NDN.1171/8/ ND/33	1	B	„
—	Fuselink, 1 amp	Reference 10H/9114115		3	—	—
—	Fuselink, 250 m.a.	Reference 10H/0590136		1	—	—
—	Knob	Reference 10AK/9713798		19	—	—
—	Lamp, min, 28 V., 0·04 amp.	Reference 5L/9959118		9	—	—
—	Lens, indicator	Reference 10AT/5800607		4	—	—
—	Light, indicator	Reference 10AT/9510533		2	—	—
4155	Meter assembly, 0-50 m.a.		NDN.1171/11	1	A	each
4154	Meter assembly, 0-100 m.a.		NDN.1171/10	1	A	„
4156	Meter assembly, 0-100 m.a.		NDN.1171/9	1	A	„
4153	Meter assembly, 5-0-5 m.a.		NDN.1171/12	1	A	„
—	Plug	Reference 10H/0560070		1	—	—
—	Relay, Type 4190 HD	Reference 10F/0530473		2	—	—
	Resistors:—					
—	15 ohms ± 5%, 4½ W	Reference 10W/0113443		2	—	—
—	20 ohms ± 20%, ¼ W	Reference 10W/0219256		2	—	—
—	27 ohms ± 5%, 15 W	Reference 10W/0241062		1	—	—
—	33 ohms ± 5%, 4½ W	Reference 10W/0113308		1	—	—
—	47 ohms ± 5%, 4½ W	Reference 10W/0113451		1	—	—
—	150 ohms ± 5%, 3 W	Reference 10W/0113300		1	—	—

RESTRICTED

110H

RESTRICTED

AIRCRAFT INSTRUMENT TEST EQUIPMENT, TOOLS, ACCESSORIES AND UNIT SERVICING SPARES

SECTION 6C—cont.

1	2	3	4	5	6	7
	TEST SETS—cont.					
	No. 2, Vulcan, B2 autostabilisation—cont.					
	Consisting of—cont.					
	Panel assembly, right hand—cont.					
	Spares—cont.					
	Resistors—cont.					
—	330 ohms ± 5%, 3 W	Reference 10W/0119749		1	—	—
—	470 ohms ± 5%, $\frac{1}{4}$ W	Reference 10W/0219089		1	—	—
—	1 K ohms ± 1%, $\frac{1}{8}$ W	Reference 10W/0219211		1	—	—
—	1 K ohms ± 1%, $\frac{1}{4}$ W	Reference 10W/0219555		1	—	—
—	2.2 K ohms ± 5%, $\frac{1}{4}$ W	Reference 10W/0219137		2	—	—
—	3.3 K ohms ± 5%, $\frac{1}{4}$ W	Reference 10W/0219554		2	—	—
—	3.9 K ohms ± 5%, $\frac{1}{4}$ W	Reference 10W/0219155		2	—	—
—	8.2 K ohms ± 5%, $\frac{1}{8}$ W	Reference 10W/0219178		2	—	—
—	18 K ohms ± 1%, $\frac{1}{4}$ W	Reference 10W/0219735		1	—	—
—	24 K ohms ± 5%, $\frac{1}{8}$ W	Reference 10W/0219794		3	—	—
—	47 K ohms ± 1%, $\frac{1}{8}$ W	Reference 10W/0530473		2	—	—
—	49 K ohms ± 10%, $\frac{1}{4}$ W to RC2-E	Reference 10W/9483079		1	—	—
—	100 K ohms ± 5%, $\frac{1}{8}$ W	Reference 10W/0219149		1	—	—
—	200 K ohms ± 1%, $\frac{1}{4}$ W	Reference 10W/0219881		1	—	—
—	300 K ohms ± 1%, $\frac{1}{4}$ W	Reference 10W/0219903		1	—	—
—	Resistor, preset, 100 ohms, 5 W to RCS.121	Reference 6S/144		1	—	—
4703	Resistor, preset, 500 ohms, 5 W ser to 6V		1	—	—
—	Resistor, variable, 250 ohms, 3 W	Reference 10W/9487385		4	—	—
—	Resistor, variable, 1K ohms, 2 W	Reference 10W/9487439		2	—	—
—	Resistor, variable, 1K ohms, 3 W	Reference 10W/9488316		1	—	—
4169	Screw, knob retaining, 4BA × $\frac{5}{16}$, skt, hd, knurled.		19	C	each
—	Socket	Reference 10H/22230		1	—	—
—	Socket	Reference 10H/0560330		1	—	—
—	Socket	Reference 10H/0560331		1	—	—
—	Socket	Reference 10H/0560332		1	—	—
—	Socket	Reference 10H/0560370		1	—	—
—	Socket	Reference 6C/1865		1	—	—
—	Socket, D/H	Reference 6S/394		1	—	—
—	Socket, relay	Reference 10H/5800557		1	—	—

RESTRICTED

RESTRICTED

AIRCRAFT INSTRUMENT TEST EQUIPMENT, TOOLS, ACCESSORIES AND UNIT SERVICING SPARES
SECTION 6C—cont.

1	2	3	4	5	6	7
	TEST SETS—cont.					
	No. 2, Vulcan, B2 autostabilisation—cont.					
	Consisting of— <i>cont.</i>					
	Panel assembly, right hand— <i>cont.</i>					
	Spares— <i>cont.</i>					
—	Socket, relay	Reference 6C/1865		1	—	—
—	Switch, toggle	Reference 10F/0510551		4	—	—
—	Switch, toggle	Reference 10F/0510552		1	—	—
—	Switch, toggle	Reference 10F/0510554		2	—	—
—	Switch, toggle	Reference 10F/0510555		3	—	—
—	Switch, toggle	Reference 10F/0510575		3	—	—
4157	Switch, wafer	NDN.1171/218	1	B	each
4158	Switch, wafer	NDN.1171/219	1	B	"
4159	Switch, wafer	NDN.1171/220	1	B	"
4160	Switch, wafer	NDN.1171/221	1	B	"
4161	Switch, wafer	NDN.1171/222	1	B	"
4162	Switch, wafer	NDN.1171/223	1	B	"
4163	Switch, wafer	NDN.1171/224	1	B	"
4164	Switch, wafer	NDN.1171/225	1	B	"
4165	Switch, wafer	NDN.1171/226	1	B	"
4167	Switch, wafer	NDN.1171/209	1	B	"
4168	Switch, wafer	NDN.1171/263	1	B	"
—	Transformer, 115V-10V	Reference 6S/409		1	—	—
	Accessories:—					
3059	Cable assembly	NDN.1171/28	1	C	each
3060	Cable assembly	NDN.1171/29	1	C	"
3061	Cable assembly	NDN.1171/30	1	C	"
3062	Cable assembly	NDN.1171/31	1	C	"
3063	Cable assembly	NDN.1171/32	1	C	"
3064	Cable assembly	NDN.1171/33	1	C	"
3065	Cable assembly	NDN.1171/34	1	C	"
3066	Cable assembly	NDN.1171/35	1	C	"
3067	Cable assembly	NDN.1171/36	1	C	"
3068	Cable assembly	NDN.1171/41	1	C	"
3069	Cable assembly	NDN.1171/42	1	C	"

RESTRICTED

110K

RESTRICTED

AIRCRAFT INSTRUMENT TEST EQUIPMENT, TOOLS, ACCESSORIES AND UNIT SERVICING SPARES

SECTION 6C—cont.

2	2	3	4	5	6	7
	TEST SETS—cont.					
	No. 2, Vulcan, autostabilisation—cont.					
	Accessories—cont.					
3070	Cable assembly	NDN.1171/43	1	C	each
3071	Cable assembly	NDN.1171/44	1	C	"
3072	Cable assembly	NDN.1171/47	1	C	"
3073	Cable assembly	NDN.1171/48	1	C	"
3074	Cable assembly	NDN.1171/49	1	C	"
3075	Cable assembly	NDN.1171/50	1	C	"
3076	Cable assembly	NDN.1171/51	1	C	"
3077	Cable assembly	NDN.1171/58	1	C	"
3078	Cable assembly	NDN.1171/59	1	C	"
3080	Cable assembly	NDN.1590/9	1	C	"
3057	Operating head, Type M, Y and hydrostatic	Local manufacture			A	"
	Comprising:—					
—	Cylinder, air, 750 litres	Reference 6D/9429884		1	—	—
—	Fixture, gas test	Reference 6D/2571		1	—	—
—	Gauge, pressure	Reference 4G/5810		1	—	—
—	Valve, nitrogen	Reference 6D/2118		2	—	—
—	Valve, reducing	Reference 27VB/5360		1	—	—
2162	Output		KTQ-1101	1	A	each
	Spares:—					
3885	Amplifier	TQ-A237	1	A	"
3890	Bezel	TQ-1271	1	C	"
—	Capacitor, 0.002 mfd. \pm 20%, 350 V	Reference 10C/0115624		1	—	—
—	Capacitor, 0.75 mfd., 100 V., D.C.	Reference 10C/9706772		1	—	—
—	Capacitor, 50 mfd.	Reference 10C/0120137		1	—	—
—	Fuse link, 500 m.a.	Reference 10H/0590108		2	—	—
2842	Gasket, bezel	TQ.1202	1	C	each
2847	Gasket, phase indicator	TQ.1272	1	C	"
2827	Glass, indicator, rev.	P.5999	1	C	"
3888	Indicator, phase	TQ.A152	1	B	"
—	Inductor, audio frequency, 27 mm., 1.5 m.c.	Reference 10C/9713823		2	—	—
—	Knob	Reference 10A/13162		1	—	—
—	Lamp, neon, 80 V	Reference 5L/99699211		4	—	—

RESTRICTED

110L

RESTRICTED

AIRCRAFT INSTRUMENT TEST EQUIPMENT, TOOLS, ACCESSORIES AND UNIT SERVICING SPARES
SECTION 6C—cont.

1	2	3	4	5	6	7
	TEST SETS—cont.					
	Output—cont.					
	Spares—cont.					
—	Motor, size 11, 115/57-5 V, 400 c/s	Reference 5UD/6375		1	—	—
5038	Potentiometer, slide wire	Type No. 0703KTP	460R-10W	1	B	each
—	Plug, Mk. 4, min. setting 0	Reference 10H/0560070		1	—	—
	Resistors:—					
—	6.8 ohms	Reference 10W/0113205		1	—	—
—	33 ohms ± 10%	Reference 10W/0221047		3	—	—
—	47 ohms ± 10%	Reference 10W/0221068		1	—	—
—	470 ohms ± 10%	Reference 10W/0221195		1	—	—
—	1.5K ohms ± 10%	Reference 10W/0222026		1	—	—
—	12K ohms	Reference 10W/0222143		4	—	—
—	82K ohms ± 10%	Reference 10W/0223030		1	—	—
—	220K ohms	Reference 10W/0223059		1	—	—
—	Socket 14 pole, MRE., 14S-G	Reference 10H/9995807		1	—	—
—	Socket, fixed, 6 pole, position 2	Reference 10H/0560262		1	—	—
2849	Spring, lamp	TQ.1277	4	C	each
3893	Switch	ZS.192-02	1	A	"
3892	Transformer	ZV.4993	1	A	"
—	Transformer, audio frequency	Reference 10K/9713856		2	—	—

RESTRICTED

110M

RESTRICTED

AIRCRAFT INSTRUMENT TEST EQUIPMENT, TOOLS, ACCESSORIES AND UNIT SERVICING SPARES

SECTION 6C—cont.

1	2	3	4	5	6	7
	TEST SETS—cont.					
	Output—cont.					
	Spares—cont.					
—	Transformer, audio frequency	Reference 10K/9713821		1	—	—
—	Transformer, audio frequency	Reference 10K/9713822		1	—	—
—	Transformer, power step down, 115 v, output 18-5-01.	Reference 10K/9713859		2	—	—
—	Valve, electronic, CV/7037	Reference 10CV/0372042		2	—	—
—	Valve, electronic, CV/7021	Reference 10CV/0372041		2	—	—
—	Valve, transistor	(Matched pair of CV/7011)		1	—	—
		Reference 10CV/0373422.		pr.	—	—
—	Valve, transistor	(Matched pair of CV/7006)		1	—	—
		Reference 10CV/0372732.		pr.	—	—
2253	Pilots' switch unit	Naval aviation only	3D/522	1	A	each
2118	Pitch, stabiliser, No. 1	AWE/161/11	1	A	"
	Accessories:—					
2169	Box, junction, for cables		1	B	"
2168	Cable assy.		1	B	"
2170	Hold-all, canvas		1	B	"
	Spares:—					
—	Battery, T20, 1.5 v	Reference 5J/9101101		2	—	—
—	Cap, lampholder, green	Reference 10AT/0119195		1	—	—
—	Cap, lampholder, red	Reference 10AT/0119196		1	—	—
—	Cap, lampholder, white	Reference 10AE/ZA.37645		1	—	—
—	Condenser, 1 mfd., 200 v, w	Reference 10C/0119836		1	—	—
—	Insulator, stand-off	Reference 10H/0560881		8	—	—
—	Knob	Reference 5CZ/5983		4	—	—
—	Knob, zero ohms	Reference 5CZ/7487		1	—	—
—	Lamp, m.c.s. 15 mm., 28 v, 3.5 W	Reference 5L/9951273		3	—	—
—	Lampholder	Reference 10AE/0119194		3	—	—
—	Meter, multirange, 0-25K ohms + 0-35 v, c/w dial	Reference 5Q/25976		1	—	—
	Potentiometers:—					
—	100 ohms, $\frac{1}{2}$ w, w/w	Reference 10W/0119486		1	—	—
—	500 ohms	Reference 10W/0271506		1	—	—

RESTRICTED

111

RESTRICTED

AIRCRAFT INSTRUMENT TEST EQUIPMENT, TOOLS, ACCESSORIES AND UNIT SERVICING SPARES

SECTION 6C—cont.

1	2	3	4	5	6	7
	TEST SETS—cont.					
	Pitch, stabiliser, No. 1—cont.					
	<i>Spares—cont.</i>					
	<i>Potentiometers—cont.</i>					
—	500 ohms, $\frac{1}{2}$ w, w/w	Reference 10W/0119488		2	—	—
—	5,000 ohms	Reference 10W/0272006		1	—	—
—	5,000 ohms, $\frac{1}{2}$ w, w/w	Reference 10W/0119491		1	—	—
—	10,000 ohms, $\frac{1}{2}$ w, w/w	Reference 10W/0119492		2	—	—
—	Rectifier, 1 m.a.	Reference 10D/19994		1	—	—
	<i>Resistors:—</i>					
—	270 ohms, 1 w 1%	Reference 10W/0215498		2	—	—
—	330 ohms, $\frac{1}{2}$ w 1%	Reference 10W/0219483		1	—	—
—	390 ohms, $\frac{1}{2}$ w 1%	Reference 10W/0219496		1	—	—
—	390 ohms, 1 w 10%	Reference 10W/0111437		1	—	—
—	470 ohms, $\frac{1}{2}$ w 10%	Reference 10W/0221194		1	—	—
—	2,000 ohms, $\frac{1}{2}$ w 1%	Reference 10W/0215705		1	—	—
—	2,700 ohms, $\frac{1}{2}$ w 1%	Reference 10W/0219759		2	—	—
—	2,700 ohms, $\frac{1}{2}$ w 1%	Reference 10W/0219615		1	—	—
—	3,300 ohms, $\frac{1}{2}$ w 1%	Reference 10W/0219627		1	—	—
—	1K ohms, $\frac{1}{2}$ w 1%	Reference 10W/0219555		1	—	—
—	4.7 K ohms, $\frac{1}{2}$ w 1%	Reference 10W/0215795		1	—	—
4061	Switch	NSF. Ltd., SP.115/1.	1	B	each
4062	Switch	NSF. Ltd., SP.115/2.	1	B	"
4063	Switch	NSF. Ltd., SP.115/3.	1	B	"
4060	Switch assy.	AWE.161-11-054	2	B	"
—	Switch, toggle	Reference 10F/9455866		1	—	—
—	Terminal, black	Reference 10H/1006094		1	—	—
—	Terminal, red	Reference 10H/21706		1	—	—

RESTRICTED

RESTRICTED
112

AIRCRAFT INSTRUMENT TEST EQUIPMENT, TOOLS, ACCESSORIES AND UNIT SERVICING SPARES

SECTION 6C—cont.

1	2	3	4	5	6	7
	TEST SETS—cont.					
2119	Pitch, stabiliser, No. 2..		1	A	each
	Accessories:—					
3042	Cable assy., aircraft test	Consisting of 4 cables, 12 ft. long		1	B	"
3041	Cable assy., bench testing	Consisting of 6 cables, 3 ft. long		1	B	"
3043	Cable, oscilloscope		1	B	"
3044	Hold-all, canvas, for cables		1	B	"
3045	Probe, temperature..		1	A	"
3046	Spanner, relay adjustment		1	B	"
3047	Spanner, relay removal		1	B	"
3048	Tool, relay spring removal		1	B	"
	Spares:—					
—	Cap, lampholder, green	Reference 10AT/0119195		2	—	—
—	Cap, lampholder, red	Reference 10AT/0119196		1	—	—
—	Cap, lampholder, white	Reference 10AE/ZA37645		1	—	—
—	Diode	Reference 10CV/7101		5	—	—
—	Fuseholder	Reference 10H/0120231		3	—	—
—	Knob	Reference 10A/13162		16	—	—
—	Lampholder	Reference 10AE/0119194		6	—	—
—	Meter, multi-range, 0.40 m.a. + 0.4 v with green marker at 1.3 v.	Reference 5Q/25977		1	—	—
—	Meter, multi-range, 0.40 m.a. + 0.4 v with red lines at 2.24 v and 2.56 v.	Reference 5Q/25978		1	—	—
	Potentiometers:—					
—	10 ohms, ½ w	Reference 10W/0119842		5	—	—
—	250 ohms, 1 w	Reference 10W/0271406		1	—	—
—	250 ohms, ½ w	Reference 10W/0119846		1	—	—
—	2.5K ohms, ½ w	Reference 10W/0271756		1	—	—
—	5K ohms	Reference 10W/0272024		2	—	—
—	10 K ohms	Reference 10W/0272142		1	—	—
—	Rectifier, germanium junction	Reference 10W/0372041		11	—	—
—	Socket, unitor, 8 pole	Reference 10H/0562507		4	—	—
—	Switch, D.P.C.O.	Reference 10F/0510504		7	—	—

A/L. 157

RESTRICTED

113

RESTRICTED

AIRCRAFT INSTRUMENT TEST EQUIPMENT, TOOLS, ACCESSORIES AND UNIT SERVICING SPARES

SECTION 6C—cont.

1	2	3	4	5	6	7
	TEST SETS—cont.					
	Pitch, stabiliser, No. 2—cont.					
	Spares—cont.					
	Switches, rotary:—					
4064	No. 1, 6 wafers	WSP.115/16	1	B	each
4065	No. 9, 1 wafer	WSP.115/17	1	B	"
4066	No. 10, 2 wafers	WSP.115/14	1	B	"
4067	No. 11, 2 wafers	WSP.115/15	1	B	"
4068	No. 12, 2 wafers	WSP.115/11	1	B	"
4069	No. 13, 2 wafers	WSP.115/10	1	B	"
4070	No. 14, 3 wafers	WSP.115/13	1	B	"
4071	No. 16, 2 wafers	WSP.115/18	1	B	"
4072	No. 18, 3 wafers	WSP.115/12	1	B	"
4073	No. 21, 2 wafers	WSP.115/22	1	B	"
—	Valve, transistor	Reference 10CV/7111		2	—	—
—	Valve, transistor	Reference 10CV/7003		1	—	—
—	Valve, transistor	Reference 10CV/7006		1	—	—
2248	Pitch unit	Naval aviation only	3D/102		A	each
849	Pitot static system	Complete	175-2/gA		A	"
	Accessories:—					
	Air Reservoirs:—					
1614	50 cubic inch capacity	Naval aviation only		1	A	"
1447	50/100 cubic inch capacity	GM/D/2371	1	A	"
1615	100 cubic inch capacity	Naval aviation only		1	A	"
	Spares:—					
	Adaptors, head, pressure:—					
972	AN.581201 and AN.5813-2		1	C	"
	Spares:—					
1105	Ring, pressure		2	C	"
1104	Ring, sealing		1	C	"
971	AN.5814-1 and 2 (rectangular section) and AN.5816-1 and 2 (rectangular section).		1	C	"
	Spares:—					
1103	Ring, pressure		2	C	"

RESTRICTED

RESTRICTED

AIRCRAFT INSTRUMENT TEST EQUIPMENT, TOOLS, ACCESSORIES AND UNIT SERVICING SPARES

SECTION 6C—cont.

1	2	3	4	5	6	7
	TEST SETS—cont.					
	Pitot static system—cont.					
	Spares—cont.					
	Adaptors, head, pressure—cont.					
	AN.5814-1 and 2 (rectangular section) and					
	AN.5816-1 and 2 (rectangular section)—cont.					
	Spares—cont.					
1102	Ring, sealing		1	C	each
1101	Seal, bleed hole assembly		1	C	"
969	Mark 7A, pitot tube		1	C	"
	Spares:—					
1097	Ring, pressure		2	C	"
1096	Ring, sealing		1	C	"
968	Mark 7A, static tube		1	C	"
	Spares:—					
1095	Ring, pressure		2	C	"
1094	Ring, sealing		1	C	"
970	Marks 7A, 8A, 8C, 8D, 8K, 8S, 8T, 8W, AN.5814-1 and 2 (round section), AN.5810, 1079-S940J, and AN.5816-1 and 2 (round section).		1	C	"
	Spares:—					
1099	Ring, pressure		2	C	"
1098	Ring, sealing		1	C	"
1100	Seal, bleed hole assembly		1	C	"
973	Marks 9, 9A and 9B		1	C	"
	Spares:—					
1107	Ring, pressure		2	C	"
1106	Ring, sealing		1	C	"
975	Adaptor, pitot and static		2	C	"
974	Adaptor, static vent		1	C	"
	Spares:—					
1108	Bush, rubber		1	C	"
4733	Adaptor, static vent, special	Buccaneer. Naval aviation only	RE.1565	1	C	"

RESTRICTED

115

RESTRICTED

A/L.168

AIRCRAFT INSTRUMENT TEST EQUIPMENT, TOOLS, ACCESSORIES AND UNIT SERVICING SPARES

SECTION 6C—cont.

1	2	3	4	5	6	7
	TEST SETS—cont.					
	Pitot static system—cont.					
	Spares—cont.					
4858	Baseplate	} Naval aviation only	1365/508	1	C	each
4860	Bracket		1365/511	1	C	"
4855	Cap, blanking		B.2000/513	1	C	"
967	Case, transit			1	B	"
4856	Cover assembly	Naval aviation only	1365/3	1	C	"
1093	Hose, synthetic rubber	$\frac{1}{4}$ in. i/d \times $\frac{1}{2}$ in. o/d		20ft.	C	ft.
4859	Instrument, support			1	C	"
4861	Nut, connector		1365/510	1	C	"
4852	Pad, sealing		1365/513	1	C	"
4854	Piston	} Naval aviation only	1374/503	1	C	"
4862	Plate		A.1397/549	1	C	"
4863	Plate, indicator		1365/555	1	C	"
4864	Plate, warning		1365/576	1	C	"
976	Plug, static vent			1365/583	1	C
	Spares:—					
—	Bush, rubber	Ref. No. 1108		1	—	—
4853	Seating	} Naval aviation only	A.1297/546	1	C	each
4857	Strap			1365/4	1	C
977	Tester, pitot static systems			1	A	"
	Spares:—					
	Connectors, pitot and static:—					
1085	Cap, blanking, pitot			1	C	"
1086	Cap, blanking, static			1	C	"
1088	Chain, anchor	For Caps, blanking		2	C	"
1090	Filter, connector			2	C	"
1089	Housing, connector and filter			2	C	"
1087	Pad, sealing	For Caps, blanking		2	C	"
1091	Washer, jointing	For Connectors		2	C	"
2394	Washer, piston		A.1297/544		C	"
1092	Grommet, securing instruction plate			4	C	"

RESTRICTED

RESTRICTED

AIRCRAFT INSTRUMENT TEST EQUIPMENT, TOOLS, ACCESSORIES AND UNIT SERVICING SPARES

SECTION 6C—cont.

1	2	3	4	5	6	7
	TEST SETS—cont.					
	Pitot static system—cont.					
	Spares—cont.					
	Tester, pitot static systems—cont.					
	Spares—cont.					
1077	Indicator assembly			1	A each
	Spares:—					
1840	Cover, indicator, perspex	Naval aviation only	187A	1	C	"
1844	Nozzle, screwed	Naval aviation only	187F	2	C	"
1843	Pointer, indicator	Naval aviation only	187Q	1	C	"
1079	Screw, securing bezel	8BA × $\frac{13}{16}$ in.		8	C	"
1078	Screw, securing dial	10BA × $\frac{1}{4}$ in.		3	C	"
1841	Washer, sealing, bezel to cover, parabestos	Naval aviation only	187B	1	C	"
1842	Washer, sealing, cover to case, neoprene ..	Naval aviation only	187K	1	C	"
4914	Knob, selector valve	1366/528	1	C	"
1083	Pump assembly		1	A	"
	Spares:—					
1084	Nut, 4BA, steel, hexagon, thin		1	C	"
2433	Pad, sealing, plunger	A.1297/550	2	C	"
2432	Plunger	A.1297/551	2	C	"
2428	Sleeve, piston	1365/504	1	C	"
2431	Spring, valve	A.1297/545	2	C	"
2427	Support, washer, piston	A.1297/538	2	C	"
2429	Union, connector, suction and pressure	A.1297/540	2	C	"
—	Washer, piston	Ref. No. 2394		2	—	—
2430	Washer, sealing, connector	A.1297/547	2	C	each
—	Screw, metal, steel, csK	4BA × $\frac{1}{2}$ in. long. Reference 28S/9435715 ..		8	—	—
—	Screw, metal, steel, csK	6BA × $\frac{1}{2}$ in. long. Reference 28S/2816		3	—	—
1082	Screw, securing knob	2BA × $\frac{1}{2}$ in. long		2	C	each
1080	Valve, selector assembly, Type 2	Complete with pipe lines		1	A	"
—	Washer, mild steel, thin	0.048 in. thick, 0.123 in. int. dia, 0.233 in. ext. dia. Reference 28W/9419464.		3	—	—

RESTRICTED

RESTRICTED
117

AIRCRAFT INSTRUMENT TEST EQUIPMENT, TOOLS, ACCESSORIES AND UNIT SERVICING SPARES

SECTION 6C—cont.

1	2	3	4	5	6	7
	TEST SETS—cont.					
3131	Pitot static system, Bryans type	Lightning F. Mark 2			A	each
	Spares:—					
4598	Adaptor	A.1733/2	1	C	"
—	Carrier, fuselink	Reference 10H/0590101		1	—	—
4593	Connector	A.1365/512	4	C	each
—	Filter, connector	Ref. No. 1090		4	—	—
—	Fuseholder	Reference 10H/0590100		1	—	—
—	Fuselink, 5 amp.	Reference 10H/11718		1	—	—
—	Housing, connector and filter	Ref. No. 1089		4	—	—
—	Lamp, 24 V., 1.3 w., M.C.C.	Reference 5L/2732		1	—	—
—	Lamp, signal	Reference 10AE/423		1	—	—
4599	'0' clip, $\frac{9}{16}$ in. dia., light gauge		11	—	—
—	Plug, 2 way	Reference 10H/0560050		1	—	—
4600	Pump unit	1977/532	1	A	each
	Spares:—					
4602	Brush	27V.259	2	C	"
4610	Clamping ring, diaphragm	832/25	1	C	"
4603	Cover, pump head	832/161	1	C	"
4609	Diaphragm	832/164	1	C	"
4605	Filter, $\frac{3}{8}$ in. dia., $\times \frac{1}{2}$ in. long		2	C	"
4604	Gasket, cover	832/162	1	C	"
4607	Housing, c/w ballrace	832/202	1	C	"
4601	Motor, 1/20 h.p.		1	A	"
4608	Rod, connecting		1	C	"
4606	Washer, transfer valve	832/97	2	C	"
—	Socket, 2 way	Reference 10H/0560090		1	—	—
—	Switch, 2 pole, lever up	Reference 10F/0510593		1	—	—
—	Tubing, maricon, 0.3 in. i/d $\times \frac{9}{16}$ in. o/d	Reference 32C/679		A/R	—	—
4678	Valve, control, (black arm)	Drallim B.1100/A	3	B	each
4677	Valve, control, (white arm)	Drallim A.1100/3D	1	B	"
4592	Valve, pitot static selector	B.20069/2	1	B	"

RESTRICTED

RESTRICTED
118

AIRCRAFT INSTRUMENT TEST EQUIPMENT, TOOLS, ACCESSORIES AND UNIT SERVICING SPARES

SECTION 6C—cont.

1	2	3	4	5	6	7
	TEST SETS—cont.					
	Pitot static system, Bryans type—cont.	Lightning F. Mark 2				
	Spares—cont.					
4591	Valve, push button (press atmos)	B.20069/3	1	B	each
4597	Valve, safety	B.1977/6	1	B	"
—	Washer, sealing		4	—	—
<u>2106</u>	Pitot static system, Force balance type	KH.2-129	1	A	"
	Spares:—					
2834	Amplifier assy.	TQ.A.227	1	C	"
2835	Amplifier assy.	TQ.A.228	1	C	"
2831	Balance unit, force, 'P and S' pre-calibrated	Naval aviation only	TQ.A.182	1	C	"
2830	Balance unit, force, 'S' pre-calibrated	Naval aviation only	TQ.181	1	C	"
—	Bezel	Ref. No. 3890		1	—	—
2836	Cap assy.	Naval aviation only	TQ.A.242	1	C	each
—	Capacitor, 0.04 mfd.	Reference 10C/0120116		1	—	—
—	Capacitor, 0.75 mfd., 100 V, D.C.	Reference 10C/9706772		1	—	—
—	Capacitor, 50 mfd., 70 V, D.C.	Reference 10C/0120137		1	—	—
4012	Clip 'O'	Sealing rubber tubing	P.17430	6	C	each
2848	Cover, window	Naval aviation only	TQ.1273	1	C	"
4465	Diaphragm	1108	1	C	"
4009	Flange and pipe assy., base	TQ.A.151	1	C	"
4008	Flange assy., pipe top	TQ.A.149	1	C	"
—	Fuse, cap	Reference 10H/0590009		1	—	—
—	Fuselink, 1 amp	Reference 10H/0590138		1	—	—
—	Fuselink, 2 amp	Reference 10H/0590139		1	—	—
2840	Gasket	TQ.1175	1	C	each
—	Gasket, bezel	Ref. No. 2842		1	—	—
2850	Gasket, glass	Naval aviation only	TQ.1349	1	C	each
—	Gasket, phase indicator	Ref. No. 2847		1	—	—
2841	Gasket, pump	TQ.1199	1	C	each
2843	Gasket, pump	TQ.1205	1	C	"
2844	Gasket, pump	TQ.1206	1	C	"
2852	Gasket, pump packing	Naval aviation only	TQ.1364	1	C	"
—	Glass, indicator	Ref. No. 2827		1	—	—

RESTRICTED

RESTRICTED

AIRCRAFT INSTRUMENT TEST EQUIPMENT, TOOLS, ACCESSORIES AND UNIT SERVICING SPARES

SECTION 6C—cont.

1	2	3	4	5	6	7
	TEST SETS—cont.					
	Pitot static system, Force balance type—cont.					
	<i>Spares—cont.</i>					
2833	Hand assy.	Naval aviation only	TQ.A.210	1	C	each
4006	Heat sink	TQ.1223	2	B	"
4007	Heat sink	TQ.1222	1	B	"
—	Indicator, phase	Ref. No. 3888		1	—	—
—	Inductor, audio frequency, 27 mh. 1.5 mc.	Reference 10C/9713823		1	—	—
—	Isolator, Barrymount	Reference 10AJ/31622		8	—	—
—	Lamp, indicator, 'neon'	Reference 5L/9969211		1	—	—
2832	Pack, power	TQ.A.196	1	C	each
—	Plug, 4 pin, Mk. 4, min. set. 0	Reference 10H/0560070		1	—	—
—	Plug, 7 pole	Reference 10H/0122839		1	—	—
—	Plug, 14 pole MRE-14-PG	Reference 10H/0122841		1	—	—
2828	Pump assy. hand	TQ.A.145	1	C	each
—	Resistor, 1.8 ohms	Reference 10W/0113198		1	—	—
—	Resistor, 6.8 ohms	Reference 10W/0113205		1	—	—
—	Resistor, 33 ohms	Reference 10W/0221047		4	—	—
—	Resistor, 47 ohms	Reference 10W/0221068		1	—	—
—	Resistor, 470 ohms	Reference 10W/0221195		1	—	—
—	Resistor, 1.5K ohms	Reference 10W/0222026		2	—	—
—	Ring, 'O', pump spindle	Reference 27QA/301		3	—	—
4466	Ring, 'O' type	1100 Item No. 11	1	C	each
2856	Ring, 'O' type	Naval aviation only	ZV.5947	1	C	"
2857	Ring, 'O' type	Naval aviation only	ZV.5948	1	C	"
2858	Ring, 'O' type	Naval aviation only	ZV.5960	1	C	"
2851	Ring, retaining	Naval aviation only	TQ.1350	1	C	"
—	Seal, bonded, 2BA (lid screws)	Reference 28F/9429636		14	—	—
—	Seal, lid to case	Reference 28F/9325480		2	—	—
—	Socket, 7 pole, MRE-7S-G	Reference 10H/0122840		2	—	—
—	Socket, 14 pole, MRE-14S-G	Reference 10H/0122842		1	—	—
—	Socket, unitor, 12 pole	Reference 10H/0562508		2	—	—
2845	Spring	Naval aviation only	TQ.1265	1	C	each
—	Spring, lamp	Ref. No. 2849		1	—	—

RESTRICTED

120

RESTRICTED

AIRCRAFT INSTRUMENT TEST EQUIPMENT, TOOLS, ACCESSORIES AND UNIT SERVICING SPARES

SECTION 6C—cont.

1	2	3	4	5	6	7
	TEST SETS—cont.					
	Pitot static system, Force balance type—cont.					
	Spares—cont.					
2837	Transformer, machined	TQ.A.257	1	C	each
2838	Transformer, machined	TQ.A.258	1	C	"
2839	Transformer, machined	TQ.A.259	1	C	"
—	Transformer, power step down, 115 V	Reference 10K/9713859		1	—	—
2853	Tube, rubber, $\frac{1}{8}$ in. i/d \times $\frac{1}{4}$ in. o/d, "Perbunan"	M.5307	1	C	each
4013	Tubing, flex, $\frac{1}{8}$ in. \times $\frac{1}{4}$ in.	Herts Rubber 1817-427.	A/R	C	ft.
4014	Union, $\frac{1}{8}$ in. B.S.P., c/w grommet	Drallim 2102/11	11	C	each
2859	Valve, control, equalising	C/w white knob	TQ.A.313	1	B	"
2860	Valve, control, pitot static control	C/w black knob	TQ.A.314	1	B	"
2861	Valve, control, static control knob	C/w black knob	TQ.A.315	1	B	"
—	Valve, diode, rectifier	Reference 10CV/2124		2	—	—
—	Valve, diode, rectifier	Reference 10CV/7015		2	—	—
—	Valve, diode, rectifier	Reference 10CV/5124		2	—	—
2862	Valve, dual, 4 way, selector	ZV.6245	1	C	each
—	Valve, electronic, matched	Reference 10CV/0372730		1 pr.	—	—
—	Valve, electronic, matched	Reference 10CV/0373422		1 pr.	—	—
2846	Valve, flapper	TQ.4299	1	C	each
4385	Valve, solenoid assy.	TQ.A.154	1	C	"
4010	Washer, back support plate	TQ.1196	1	C	"
2854	Washer, cup, catan	ZV.4970	1	C	"
3393	Pitot static system, Mark 1B	Britannia, V.C.10, Dominic			A	"
	Accessories:—					
3401	Adaptor, pitot, forward and rear pressure heads	V.C.10	20095	1	B	"
3402	Adaptor, static, forward pressure heads	V.C.10	1768	1	B	"
2136	Pitot static system, Newark type	NDN.1522	1	A	"
2778	Power flying control, autopilot	Buccaneer. Naval aviation only	3D/6314	1	A	"
3301	Precise heading	19841-0	1	A	"
	Accessories:—					
3365	Cable, PHTS to azimuth repeater	Shackleton	7487-518	1	A	"
3364	Cable, PHTS to compass rack	Shackleton	7487-517	1	A	"
					A/L.	168

RESTRICTED

RESTRICTED
120A

AIRCRAFT INSTRUMENT TEST EQUIPMENT, TOOLS, ACCESSORIES AND UNIT SERVICING SPARES

SECTION 6C—cont.

1	2	3	4	5	6	7
	TEST SETS—cont.					
	Precise heading—cont.					
	Accessories—cont.					
3396	Cable, Type 2, PHTS, to compass rack	Dominie	7487-519	1	C	each
3391	Precision pressure controller	64D.1500	—	A	"
	Accessories:—					
3392	Pump unit	64D.1700	1	A	"
2214	Precision variable capacitor		1	A	"
	Accessories:—					
4935	Adaptor, cable	Dominie, Victor B(K),1/1A	CGA.133	1	C	"
4936	Adaptor, cable	Dominie, Victor B(K),1/1A	CGA.134	1	C	"
4939	Adaptor, cable	Dominie	CGA.199	1	C	"
4508	Cable	CGA.144	1	C	"
4808	Cable	CGA.91	1	C	"
4809	Cable	CGA.92	1	C	"
4810	Cable	CGA.93	1	C	"
4811	Cable	CGA.94	1	C	"
4812	Cable	CGA.95	1	C	"
4814	Cable	CGA.101	1	C	"
1869	Pressure sensing unit, portable	Naval aviation only	KTO.0401	1	A	"
2184	Roll damper	704/TE	1	A	"
	Spares:—					
—	Cap, lamp, green	Reference 5CX/5876		1	—	—
—	Cap, lamp, red	Reference 5CX/5877		2	—	—
—	Capacitor, 0.01 mfd. \pm 5% 350V, D.C., at 80° C	Reference 10C/1102506		1	—	—
—	Fuse, 250 m.a.	Reference 10H/0590136		2	—	—
—	Fuse, 2 amp	Reference 10H/0590139		1	—	—
—	Lamp, 28 V, 0.04 a.	Reference 5L/9959118		2	—	—
—	Lampholder assy., green	Reference 5CX/5400		1	—	—
—	Lampholder assy., red	Reference 5CX/5401		2	—	—

RESTRICTED

120B

RESTRICTED

AIRCRAFT INSTRUMENT TEST EQUIPMENT, TOOLS, ACCESSORIES AND UNIT SERVICING SPARES

SECTION 6C—cont.

1	2	3	4	5	6	7
	TEST SETS—cont.					
	Roll damper—cont.					
	Spares—cont.					
3972	Meter, 0.5 V, 0-150 V, 100 m.a. FSD. R.S. 1-5K	TE.5421	1	C	each
—	Plugs, electrical, free:—					
	6 pole	Reference 10H/0560303		1	—	—
—	12 pole, set 1	Reference 10H/0560361		1	—	—
—	12 pole, set 3	Reference 10H/0560363		1	—	—

RESTRICTED

RESTRICTED
120C

AIRCRAFT INSTRUMENT TEST EQUIPMENT, TOOLS, ACCESSORIES AND UNIT SERVICING SPARES

SECTION 6C—cont.

1	2	3	4	5	6	7
	TEST SETS—cont.					
	Roll damper—cont.					
	Spares—cont.					
	Resistors, fixed, film:—					
—	33 ohms, ± 5%, 1½ w	Reference 10W/0113219		2	—	—
—	820 ohms ± 5%, 1½ w	Reference 10W/0113253		1	—	—
—	1K ohms ± 1%, ½ w	Reference 10W/0219554		1	—	—
—	15K ohms ± 1%, ½ w	Reference 10W/0219722		1	—	—
—	22K ohms ± 1%, ½ w	Reference 10W/0219746		1	—	—
—	27K ohms ± 1%, ½ w	Reference 10W/0219758		1	—	—
—	33K ohms ± 1%, ½ w	Reference 10W/0219770		1	—	—
—	68K ohms ± 1%, ½ w	Reference 10W/0219817		1	—	—
—	270K ohms ± 1%, ½ w	Reference 10W/0219897		1	—	—
—	470K ohms ± 1%, ½ w	Reference 10W/0219932		1	—	—
—	620K ohms ± 1%, ½ w	Reference 10W/0219948		1	—	—
—	680K ohms ± 1%, ½ w	Reference 10W/0219952		1	—	—
	Resistors, variable:—					
—	1K ohms ± 10%, ½ w	Reference 10W/9115466		1	—	—
—	10K ohms ± 10%, ½ w	Reference 10W/9706401		1	—	—
—	50K ohms ± 20%, ½ w	Reference 10W/0262004		2	—	—
—	100K ohms ± 10%, ½ w	Reference 10W/20578		1	—	—
—	100K ohms ± 20%, ½ w	Reference 10W/0262170		2	—	—
3978	Ring, "O", grade 60	Angus and Co., type R101	30-781-201-61	1	C	each
3976	Switch, rotary	Painton Winkler	XN/IP-15-6B	1	C	—
3977	Switch, rotary	Painton Winkler	XN/4P-3-1B	1	C	"
—	Switch, toggle, D.P.C.O.	Reference 10F/0510504		2	—	—
—	Switch, toggle, D.P.C.O., biased	Reference 10F/0510505		1	—	—
—	Switch, toggle, S.P.C.O.	Reference 10F/0510503		2	—	—
—	Switch, toggle, S.P. on-off	Reference 10F/0510501		2	—	—
3973	Transformer		TE.5011	1	C	each
3974	Transformer		TE.10295	1	C	"
3975	Transformer		TE.5007	1	C	"
—	Valve, diode, silicon	Reference 10CV/7013		8	—	—
2249	Roll unit	Naval aviation only	3D.104		A	each

RESTRICTED

RESTRICTED

AIRCRAFT INSTRUMENT TEST EQUIPMENT, TOOLS, ACCESSORIES AND UNIT SERVICING SPARES

SECTION 6C—cont.

1	2	3	4	5	6	7
	TEST SETS—cont.					
2205	Roller map and coupling unit		E.9097A	1	A	each
	Spares:—					
3924	Circlip		A.9073/155	1	C	"
3921	Clutch assy., magnetic		A.9097Y	1	A	"
3925	Connector, socket 1, L.H.	Test set to socket 3 and plug 2 coupling unit ..	E.9097-BC	1	B	"
3926	Connector, socket 1, R.H.	Test set to socket 1 coupling unit	E.9097-BD	1	B	"
—	Fuselink, 1 amp	Reference 10H/0590138		1	—	—
—	Fuselink, 4 amp	Reference 10H/9114115		1	—	—
3918	Knob, switch		A.9097/104	3	C	each
—	Lamp, 24 v, 2-8 w, M.E.S.	Reference 5L/9951284		2	—	—
—	Lamp, indicator	Reference 5CX/5470		2	—	—
—	Lens, translucent, red	Reference 5CX/6050		2	—	—
—	Motor, 28 v, D.C., 3,000 r.p.m.	Reference 5UD/7782		1	—	—
—	Pin, taper, $\frac{1}{8}$ in. \times 2L. S/stl.	Reference 28P/1008988		—	—	—
—	Plug, 6 way	Reference 10H/0560584		1	—	—
—	Plug, 16 way	Reference 10H/9209069		4	—	—
3919	Potentiometer assy., c/w gear		A.9097CF	1	B	each
—	Relay	Reference 10F/9710425		1	—	—
—	Resistor, 60 ohms \pm 10%, 3 w, RWV4-J	Reference 10W/9706402		1	—	—
—	Socket, 8 way	Reference 10H/9726831		2	—	—
—	Socket, 16 way	Reference 10H/9209070		1	—	—
—	Socket, 18 way	Reference 10H/0560370		2	—	—
—	Socket, min.	Reference 10H/9321906		1	—	—
3920	Spring assy., pressure		A.9033L	1	C	each
3923	Spring, clutch		A.9073/225	1	C	"
3915	Switch	Head only S.1	B.9097/87	1	B	"
3916	Switch	Coupling unit S.2	B.9097/88	1	B	"
3917	Switch	Coupling unit S.3	B.9097/102	1	B	"
—	Switch, micro	Reference 5CW/8573		1	—	—
—	Switch, push button	Reference 10F/9461845		1	—	—
—	Switch, toggle	Reference 10F/9710423		1	—	—
—	Switch, toggle	Reference 10F/9710422		1	—	—

RESTRICTED

RESTRICTED

AIRCRAFT INSTRUMENT TEST EQUIPMENT, TOOLS, ACCESSORIES AND UNIT SERVICING SPARES

SECTION 6C—cont.

1	2	3	4	5	6	7
	TEST SETS—cont.					
	Roller map and coupling unit—cont.					
	Spares—cont.					
—	Switch, toggle	Reference 10F/9710424		2	—	—
—	Synchro, receiver, 11TR4a	Reference 5UD/6364		1	—	—
—	Synchro, transmitter, 11TX4al	Reference 5UD/6504		1	—	—
3914	Transmitter assy., 'M' type, c/w gear	A.9097CH	1	A	each
3922	Washer, thrust	A.9097/81	2	C	"
2254	Servo	Naval aviation only	3D/373	1	A	"
1964	Servo automatic flight control system, Mark 17	Naval aviation only		1	A	"
	Spares:—					
3735	Retainer	5131-15	2	C	"
2541	Terminal	Painton 313185	2	C	"
2372	Servo motor, Type C	NDN.1595		A	"
	Spares:—					
4199	Cable assy., pigtail	NDN.4276	1	B	"
	Capacitors:—					
—	0-01 mfd., 350 v, D.C.	Reference 10C/0115594		2	—	—
—	0-1 mfd.	Reference 10C/0115562		1	—	—
—	0-33 mfd., 600 v, D.C.	Reference 10C/9147474		1	—	—
—	1 mfd., 350 v, D.C.	Reference 10C/0115571		1	—	—
—	2 mfd.	Reference 10C/0115572		2	—	—
—	2 mfd.	Reference 10C/0112880		2	—	—
—	4 mfd., 250 v, D.C. + 20%	Reference 10C/9118437		1	—	—
—	8 mfd.	Reference 10C/0145504		1	—	—
—	25 mfd., 25 v, D.C.	Reference 10C/9726886		1	—	—
—	Choke, 5H., 100 m.a.	Reference 10C/9488168		1	—	—
—	Fuselink, 1 amp	Reference 10H/9613		1	—	—
—	Knob	Reference 10AK/9437936		4	—	—
—	Light, indicator	Reference 10AE/9486552		1	—	—
—	Meter, micro-amps. 50-0-50	Reference 5Q/25907		1	—	—
—	Plug, 3 pin	Reference 10H/9465541		1	—	—
	Resistors:—					
—	15 ohms	Reference 10W/0117982		1	—	—

RESTRICTED

RESTRICTED
123

AIRCRAFT INSTRUMENT TEST EQUIPMENT, TOOLS, ACCESSORIES AND UNIT SERVICING SPARES

SECTION 6C—cont.

1	2	3	4	5	6	7
	TEST SETS—cont.					
	Servo motor, Type C—cont.					
	Spares—cont.					
	Resistors—cont.					
—	150 ohms	Reference 10W/0221129		1	—	—
—	820 ohms ± 1%	Reference 10W/0215617		2	—	—
—	820 ohms ± 5%	Reference 10W/0219107		1	—	—
—	1K ohms	Reference 10W/0222003		2	—	—
—	2K ohms ± 5%	Reference 10W/0222042		1	—	—
—	2·2K ohms	Reference 10W/0222045		3	—	—
—	2·2K ohms	Reference 10W/0215717		1	—	—
—	4·7K ohms ± 5%	Reference 10W/0222087		1	—	—
—	4·7K ohms, 5 w+5% to RWV4-L	Reference 10W/0113413		1	—	—
—	6·8K ohms, 3 w+5%	Reference 10W/0113507		1	—	—
	Resistors, variable:—					
—	1K ohms	Reference 10W/9451379		1	—	—
—	10K ohms	Reference 10W/9464486		1	—	—
—	25K ohms	Reference 10W/9464485		1	—	—
—	50K ohms	Reference 10W/9464484		1	—	—
—	Socket	Reference 10H/9146689		1	—	—
—	Switch, push button, SP.ST.	Reference 10F/9522437		1	—	—
—	Switch, toggle, DP.DT.	Reference 10F/9481280		1	—	—
—	Switch, toggle, SP.DT.	Reference 10F/9451382		3	—	—
—	Valve, diode	Reference 10CV/5072		1	—	—
—	Valve, double triode	Reference 10CV/2620215		2	—	—
—	Valve, pentode	Reference 10CV/1741		1	—	—
—	Valve, voltage stabiliser	Reference 10CV/4020		2	—	—
3084	Standby gyro system, Ferranti	TG/64/164	1	A	each
	Accessories:—					
2937	Adaptor, mounting	TG/64/246	1	C	"
2927	Lead, test, adaptor	TG/64/275-1	1	C	"
2928	Lead, test, adaptor	TG/64/275-2	1	C	"
2929	Lead, test, adaptor	TG/64/275-3	1	C	"
2930	Lead, test, adaptor	TG/64/275-4	1	C	"

RESTRICTED

RESTRICTED

AIRCRAFT INSTRUMENT TEST EQUIPMENT, TOOLS, ACCESSORIES AND UNIT SERVICING SPARES

SECTION 6C—cont.

1	2	3	4	5	6	7
	TEST SETS—cont.					
	Standby gyro system, Ferranti—cont.					
	Accessories:—					
2931	Lead, test, adaptor	TG/64/275-5	1	C	each
2932	Lead, test, adaptor	TG/64/275-6	1	C	"
2933	Lead, test, adaptor	TG/64/275-7	1	C	"
2934	Lead, test, adaptor	TG/64/275-8	1	C	"
2935	Lead, test, adaptor	TG/64/275-9	1	C	"
2936	Lead, test, adaptor	TG/64/275-10	1	C	"
2938	Platform, mounting	TG/64/231	1	A	"
4291	Static pressure unit	Naval aviation only	IX-2801/KTD.		A	"
	Accessories:—					
4306	Cable	BTE-A.118	1	B	"
4307	Cable	BTE-A.119	1	B	"
4308	Cable	BTE-A.120	1	B	"
2373	Switch unit, servo motor	Naval aviation only	NDN.1596		A	"
2163	Synchro, true air speed unit	KTQ.1102	1	A	"
	Accessories:—					
3770	Cable, No. 4, temp. test lead	KTQ/A.287	1	B	"
3771	Test lead, calibration	KTQ/A.288	1	B	"
	Spares:—					
4027	Amplifier	TQ-A.272	1	A	"
—	Bezel		1	—	—
4034	Bezel, indicator	TQ-1228	2	C	each
—	Capacitor, 0.75 mfd., 100 v, D.C.	Reference 10C/9706772	1	—	—
—	Capacitor, 50 mfd.	Reference 10C/0120137	1	—	—
4031	Counter, electro-magnetic, 24 v, D.C.	52/4	1	A	each
—	Fuselink	Reference 10H/0590108	2	—	—
—	Gasket, bezel	Ref. No. 2842	2	—	—
—	Gasket, phase indicator	Ref. No. 2847	1	—	—
—	Glass	Ref. No. 2827	2	—	—
—	Indicator, phase	Ref. No. 3888	1	—	—
—	Knob	Reference 10A/13162	2	—	—

RESTRICTED

RESTRICTED

AIRCRAFT INSTRUMENT TEST EQUIPMENT, TOOLS, ACCESSORIES AND UNIT SERVICING SPARES

SECTION 60—cont.

1	2	3	4	5	6	7
	TEST SETS—cont.					
	Synchro, true air speed unit—cont.					
	Spares—cont.					
	Knob	Reference 10AK/1723		1	—	—
4028	Knob, switch, engraved	TQ.A.285	1	C	each
4029	Knob, switch, engraved	TQ.A.286	1	C	—
	Lamp, neon, 80 v	Reference 5L/9969211		4	—	—
	Motor, size 11, 115/57-5v, 400 c/s	Reference 5UD/6375		1	—	—
	Plug, 2 pin	Reference 10H/0560551		1	—	—
	Plug, 4 pin	Reference 10H/0560070		1	—	—
	Plug, 4 pin	Reference 10H/0560572		1	—	—
	Plug, 14 pole, MRE-14-PG	Reference 10H/0122841		1	—	—
	Plug, fixed, 3 way, Mk. 4	Reference 10H/0560060		1	—	—
4030	Resistance set, special	TQ.1483	1	C	each
	Resistors:—					
	6.8 ohms	Reference 10W/0113205		1	—	—
	33 ohms	Reference 10W/0221047		3	—	—
	47 ohms	Reference 10W/0221068		1	—	—
	470 ohms	Reference 10W/0221195		1	—	—
	1.5K ohms	Reference 10W/0222026		2	—	—
	12K ohms	Reference 10W/0222143		4	—	—
	82K ohms	Reference 10W/0223030		1	—	—
	220K ohms	Reference 10W/0223059		1	—	—
	Socket, 2 pin	Reference 10H/0560230		1	—	—
	Socket, 4 pin	Reference 10H/0560250		1	—	—
	Socket, fixed, 3 way, Mk. 4	Reference 10H/0560240		1	—	—
	Spring, lamp	Ref. No. 2849		4	—	—
4032	Switch	ZS.-192-01	1	B	each
	Switch	Reference 10F/0510554		1	—	—
	Synchro, 11 CT.46	Reference 5UD/9129503		1	—	—
	Synchro, 11 CX.4B (hand driven, gearbox)	Reference 5UD/7261		1	—	—
	Transformer, audio frequency	Reference 10K/9711180		2	—	—
	Transformer, audio frequency	Reference 10K/9711179		1	—	—
	Valve, electronic, matched pair	Reference 10CV/0373422		1	—	—

RESTRICTED

RESTRICTED

AIRCRAFT INSTRUMENT TEST EQUIPMENT, TOOLS, ACCESSORIES AND UNIT SERVICING SPARES

SECTION 6C—cont.

1	2	3	4	5	6	7
	TEST SETS—cont.					
	Synchro, true air speed unit—cont.					
	Spares—cont.					
—	Valve, electronic, matched pair	Reference 10CV/0372730		1	—	—
—	Valve, rectifier, silicon	Reference 10CV/7037		2	—	—
—	Valve, rectifier, silicon	Reference 10CV/5124		2	—	—
4033	Window, Ind.	TQ.1273	1	C	each
4784	Synchro, Type L	80440-10-000	1	A	"
	Spares:—					
4930	Lead, auto pilot	80-1042	1	C	"
4929	Lead, pressure	80-1041	1	C	"
4187	Tracking	Naval aviation only	KGMI		A	"
	Spares:—					
4783	Cover, perspex	EMAG/1/7856/9	1	C	"
4782	Dial, precision	EMAG/1/7856/57	1	C	"
4510	Tracking, basic unit	Identical to Ref. No. 4187, but without Ref. Nos. 4461 to 4463.			A	"
	Accessories:—					
4461	Case, carrying	EMA9/1/7856/1	1	A	"
4462	Connector assy.	EMA9/1/7856/2	1	A	"
4463	Connector assy.	EMA9/1/7856/3	1	A	"
2101	Type 3A	Dynamic test set		1	A	"
	Consisting of:—					
3832	Clock unit assy.	LCG5-A1090	1	A	"
3900	Indicator assy., azimuth transmission	LCG5-A1072	1	A	"
3831	Indicator assy., bank or elevation	LCG5-A1064	1	A	"
	Spares:—					
3909	Circlip	For Ref. Nos. 3900, 3831 and 3832	LCG5-596	1	C	"
3912	Gasket, glass	For Ref. Nos. 3900 and 3832	ATB-540	1	C	"
3910	Glass	For Ref. Nos. 3831 and 3832	LCG5-1190	1	C	"
3911	Glass	For Ref. No. 3900	LCG5-1276	1	C	"
—	Motor	Reference 5UD/7731. For Ref. No. 3900		1	—	—
—	Synchro, 11TR. 4a	Reference 5UD/6364. For Ref. No. 3831		1	—	—

RESTRICTED

RESTRICTED

AIRCRAFT INSTRUMENT TEST EQUIPMENT, TOOLS, ACCESSORIES AND UNIT SERVICING SPARES

SECTION 60—cont.

1	2	3	4	5	6	7
	TEST SETS—cont.					
	Type 3A—cont.					
	Accessories:—	Dynamic test set				
		For Ref. No. 2101				
2311	Cable, amplifier		1	C	each
	Spares:—					
—	Plug, electrical	Reference 10H/9721245		1	—	—
—	Plug, free, 12 pole, pos. 0	Reference 10H/0560360		1	—	—
—	Plug, free, 12 pole, pos. 1	Reference 10H/0560361		1	—	—
—	Plug, free, 12 pole, pos. 4	Reference 10H/0560364		1	—	—
—	Socket, free, 12 pole	Reference 10H/0560183		1	—	—
2312	Cable, azimuth		1	C	each
	Spares:—					
—	Plug, free, 6 pole, pos. 3	Reference 10H/0560303		1	—	—
—	Plug, 26 pole, min.	Reference 10H/6241514		1	—	—
—	Socket, free, 6 pole, pos. 2	Reference 10H/0560522		1	—	—
—	Socket, free, 6 pole, pos. 4	Reference 10H/0560524		1	—	—
2318	Cable, detector unit, Type A	LCG5-A/1105/1	1	C	each
	Spares:—					
—	Plug, 13 pole, min.	Reference 10H/0881226		1	—	—
—	Socket, coupler, 12 pole	Reference 10H/0560661		1	—	—
2314	Cable, F.I.M.		1	C	each
	Spares:—					
—	Plug, 26 pole, min.	Reference 10H/6241514		1	—	—
—	Socket, free, 12 pole	Reference 10H/0560180		1	—	—
2313	Cable, heading indicator		1	C	each
	Spares:—					
—	Plug, free, 6 pole, pos. 0	Reference 10H/0560300		1	—	—
—	Plug, free, 6 pole, pos. 3	Reference 10H/0560303		1	—	—
—	Plug, 40 pole, min.	Reference 10H/5029220		1	—	—
—	Socket, free, 6 pole, pos. 2	Reference 10H/0560522		1	—	—
—	Socket, free, 12 pole, pos. 1	Reference 10H/0560181		1	—	—
—	Socket, free, 12 pole, pos. 5	Reference 10H/0560185		1	—	—

RESTRICTED

RESTRICTED

AIRCRAFT INSTRUMENT TEST EQUIPMENT, TOOLS, ACCESSORIES AND UNIT SERVICING SPARES

SECTION 6C—cont.

1	2	3	4	5	6	7
	TEST SETS—cont.					
	Type 3A—cont.					
	Accessories—cont.	Dynamic test set				
2473	Cable, M.R.G. to set	LCG5-A/1109	1	B	each
	Spares:—					
—	Plug, free, 25 pole, pos. 0	Reference 10H/0560400		1	—	—
—	Plug, 57 pole, min.	Reference 10H/0239291		1	—	—
—	Socket, free, 25 pole, pos. 0	Reference 10H/0560220		1	—	—
2315	Cable, nav. repeater		1	C	each
	Spares:—					
—	Plug, 17 pole, min.	Reference 10H/5532562		1	—	—
—	Socket, free, 6 pole	Reference 10H/0560524		1	—	—

RESTRICTED

RESTRICTED
128A

AIRCRAFT INSTRUMENT TEST EQUIPMENT, TOOLS, ACCESSORIES AND UNIT SERVICING SPARES

SECTION 6C—cont.

1	2	3	4	5	6	7
	TEST SETS—cont.					
	Type 3A—cont.	Dynamic test set				
	Accessories—cont.					
2316	Cable, V.S.C.		1	C	each
	Spares:—					
—	Plug, free, 6 pole, pos. 1..	Reference 10H/0560301		1	—	—
—	Plug, 17 pole, min.	Reference 10H/5532562		1	—	—
—	Socket, free, 6 pole, pos. 4	Reference 10H/0560524		1	—	—
	Spares:—	For Ref. No. 2101				
—	Cap, retaining knob	Reference 10H/0970184		8	—	—
	Capacitors:—					
—	0.05 mfd.	Reference 10C/0115559		1	—	—
—	0.25 mfd.	Reference 10C/0115563		1	—	—
—	0.5 mfd.	Reference 10C/0115511		2	—	—
—	0.5 mfd.	Reference 10C/0115566		1	—	—
—	1.0 mfd.	Reference 10C/0115571		1	—	—
—	2.0 mfd.	Reference 10C/0115572		1	—	—
—	8.0 mfd.	Reference 10C/0145504		2	—	—
—	150 pfd.	Reference 10C/0118993		1	—	—
—	390 pfd.	Reference 10C/0110013		1	—	—
—	Fuselink, 500 m.a.	Reference 10H/2590108		3	—	—
—	Knob, conical, 1 in.	Reference 10H/0970173		5	—	—
—	Knob, finger, 1½ in. dia	Reference 10H/0970185		1	—	—
—	Knob, pointer	Reference 10H/0970177		1	—	—
—	Knob, pointer	Reference 10H/0970182		3	—	—
4301	Knob, switch	Naval aviation only	ZV.3077	1	C	each
—	Lamp, 24 v, 3.5 m.c.c. cap	Reference 5L/9951271		4	—	—
—	Light, indicator	Reference 10AT/9472247		4	—	—
3902	Meter, multi-range, special	ZV.5346	1	A	each
3903	Meter, multi-range, centre zero, (special)	ZV.5347	1	A	"
	Potentiometers:—					
—	100 ohms	Reference 10W/0271314		1	—	—
—	500 ohms	Reference 10W/0271506		1	—	—

RESTRICTED

RESTRICTED

AIRCRAFT INSTRUMENT TEST EQUIPMENT, TOOLS, ACCESSORIES AND UNIT SERVICING SPARES

SECTION 6C—cont.

1	2	3	4	5	6	7
	TEST SETS—cont.					
	Type 3A—cont.	Dynamic test set				
	Spares—cont.	For Ref. No. 2101				
	Potentiometers—cont.					
—	1K ohms	Reference 10W/0271606		1	—	—
—	2.5K ohms	Reference 10W/0271756		1	—	—
—	Power failure unit	Reference 6C/18		1	—	—
—	Rectifier	Reference 10D/0751001		2	—	—
—	Rectifier	Reference 10D/0751511		1	—	—
—	Relay	Reference 10F/0119278		1	—	—
—	Relay, min.	Reference 10F/0530453		2	—	—
—	Relay, 3,000K, 1M, 28 v, D.C. 83m. sec. ± 3m. sec.	Reference 10F/9488167		1	—	—
	Resistors:—					
—	2.7 ohms	Reference 10W/0119775		2	—	—
—	6.8 ohms	Reference 10W/0222111		1	—	—
—	56 ohms	Reference 10W/0241109		1	—	—
—	82 ohms	Reference 10W/0215111		1	—	—
—	110 ohms	Reference 10W/0113374		1	—	—
—	220 ohms	Reference 10W/0113239		1	—	—
—	220 ohms	Reference 10W/0221152		3	—	—
—	270 ohms	Reference 10W/0215171		4	—	—
—	300 ohms	Reference 10W/0118129		2	—	—
—	470 ohms	Reference 10W/0215201		2	—	—
—	560 ohms	Reference 10W/0221206		1	—	—
—	680 ohms, $\frac{1}{4}$ w	Reference 10W/0221227		2	—	—
—	680 ohms, $\frac{1}{2}$ w	Reference 10W/0221216		3	—	—
—	700 ohms, 1%, $\frac{1}{2}$ w, RC2-D	Reference 10W/9470218		2	—	—
—	750 ohms	Reference 10W/0113394		1	—	—
—	820 ohms	Reference 10W/0221228		1	—	—
—	1K ohms ± 5%	Reference 10W/0113487		1	—	—
—	1K ohms ± 10%	Reference 10W/0222005		1	—	—
—	1.3K ohms	Reference 10W/0215668		2	—	—
—	1.5K ohms	Reference 10W/0222026		1	—	—
—	2.2K ohms	Reference 10W/0222047		2	—	—

RESTRICTED

RESTRICTED

AIRCRAFT INSTRUMENT TEST EQUIPMENT, TOOLS, ACCESSORIES AND UNIT SERVICING SPARES

SECTION 6C—cont.

1	2	3	4	5	6	7
	TEST SETS—cont.					
	Type 3A—cont.	Dynamic test set				
	Spares—cont.	For Ref. No. 2101				
	Resistors—cont.					
—	3-3K ohms	Reference 10W/0222068		5	—	—
—	4-3K ohms	Reference 10W/0215316		2	—	—
—	47 K ohms	Reference 10W/0222215		1	—	—
—	100K ohms	Reference 10W/0223038		1	—	—
—	150K ohms	Reference 10W/0223059		1	—	—
—	220 K ohms	Reference 10W/0223080		1	—	—
—	390 K ohms	Reference 10W/0223113		1	—	—
—	1 M ohms	Reference 10W/0223164		1	—	—
—	2-2 M ohms	Reference 10W/0223206		1	—	—
	Sockets:—					
—	2 pole, pos. 1, fixed	Reference 10H/0560231		3	—	—
—	6 pole	Reference 10H/0560260		1	—	—
—	13 pole, min.	Reference 110H/8510519		1	—	—
—	17 pole, min.	Reference 10H/8510519		1	—	—
—	26 pole, min.	Reference 10H/6241516		1	—	—
—	32 pole, min.	Reference 10H/9721259		1	—	—
—	40 pole, min.	Reference 10H/5527467		1	—	—
—	57 pole, min.	Reference 10H/8014244		1	—	—
—	24 way	Reference 10H/9029073		2	—	—
—	SP.ST., 3 amp	Reference 10F/0510501		4	—	—
3904	Transformer	TH.545-A1	1	A	each
3905	Transformer	TH.546-A1	1	A	"
3906	Transformer	TH.547-A1	1	A	"
3907	Transformer	TH.554-A1	1	A	"
3908	Transformer	TH.543-A1	1	A	"
—	Valve, diode rectifier	Reference 10CV/0372023		4	—	—
—	Valve, pentode	Reference 10CV/2901		3	—	—

RESTRICTED

RESTRICTED

AIRCRAFT INSTRUMENT TEST EQUIPMENT, TOOLS, ACCESSORIES AND UNIT SERVICING SPARES

SECTION 6C—cont.

1	2	3	4	5	6	7
	TEST SETS—cont.					
2102	Type 4A, date transmission			A	each
	Spares:—	For Ref. 2102 only				
—	Plug, 57 pole, miniature	Reference 110H/0239291		1	—	—
—	Potentiometer, 1 K ohms $\pm 20\%$, $\frac{1}{4}$ w	Reference 10W/0261170		1	—	—
—	Resistor, 270 ohms	Reference 10W/0221164		1	—	—
—	Resistor, 1K ohms	Reference 10W/0222205		1	—	—
—	Resistor, 2.2K ohms	Reference 10W/0222047		1	—	—
—	Resistor, 3.3K ohms	Reference 10W/0222068		2	—	—
—	Socket, 8 pole	Reference 10H/9726832		1	—	—
—	Socket, 57 pole	Reference 110H/8014244		1	—	—
—	Synchro, 15, R.S.4	Reference 5UD/7127		2	—	—
3838	Transformer	TH.552-A1	1	A	each
3837	Transformer	TH.555-A1	1	A	"
3051	Type 4B			A	"
	Spares:—	For Ref. No. 3051 only				
3842	Amplifier assy., servo	LCG4-A1144	1	A	"
—	Plug, 57 pole, miniature	Reference 110H/31613		1	—	—
—	Potentiometer, 1K ohms $\pm 20\%$, $\frac{1}{4}$ w	Reference 10W/0261054		1	—	—
	Resistors:—					
—	100 ohms	Reference 10W/0221110		1	—	—
—	1.5K ohms	Reference 10W/0222026		2	—	—
—	2.7K ohms	Reference 10W/0222059		2	—	—
—	6.8K ohms	Reference 10W/0222110		1	—	—
—	8.2K ohms	Reference 10W/0222122		3	—	—
—	10K ohms	Reference 10W/0222131		1	—	—
—	Socket, 8 pole	Reference 10H/9726831		1	—	—
—	Socket, 57 pole, miniature	Reference 110H/31612		1	—	—
—	Synchro, resolver	Reference 5UD/7838		2	—	—
3843	Transformer	TH.773-A1	1	A	each
	Spares:—	For Ref. Nos. 2102 and 3051				
—	Capacitor, 2 mfd.	Reference 10C/0115572		1	—	—
—	Capacitor, 140 mfd.	Reference 10C/0120138		2	—	—

RESTRICTED

RESTRICTED

AIRCRAFT INSTRUMENT TEST EQUIPMENT, TOOLS, ACCESSORIES AND UNIT SERVICING SPARES

SECTION 6C—cont.

1	2	3	4	5	6	7	
	TEST SETS—cont.						
	Type 4B—cont.						
	Spares—cont.	For Ref. Nos. 2102 and 3051					
4303	Disc, friction	} Naval aviation only	LCG5-1048	1	C	each	
4304	Gasket, window		LCG5-1080	1	C	"	
—	Gearhead, synchro		Reference 5UD/7842	1	—	—	
—	Knob, conical, 1 in.		Reference 10AK/0970172	1	—	—	
—	Knob, conical, 1 in. with beak		Reference 10AK/0970173	2	—	—	
3836	Meter			ZV.4110	1	A	each
—	Motor, tacho, Type 11 M.G.C.		Reference 5UD/7841		1	—	—
—	Plug, 24 way, red range		Reference 10H/9209073		2	—	—
—	Potentiometer, 500 ohms		Reference 10W/0261054		1	—	—
—	Potentiometer, 1K ohms ±10%, 1 w		Reference 10W/0271606		1	—	—
—	Switch, DP.DT.	Reference 10F/0510505		1	—	—	
—	Synchro, 11CT 4A	Reference 5UD/7000		1	—	—	
—	Synchro, 11CX 4B	Reference 5UD/7261		1	—	—	
—	Synchro, 26 V, 11CT 4A	Reference 5UD/7152		1	—	—	
—	Synchro, 26 V, 11CX4A	Reference 10K/22201		1	—	—	
3839	Transformer		TH.543-A1	1	A	each	
3840	Transformer		TH.557-A1	1	A	"	
3841	Transformer		TH.558-A1	1	A	"	
—	Valve, diode, rectifier	Reference 10CV/0512580		2	—	—	
—	Valve, diode, rectifier, Type GJ6M	Reference 10CV/7037		4	—	—	
—	Valve, diode, silicon, Type ZS10B	Reference 10CV/5202		4	—	—	
4305	Window	Naval aviation only	LCG5.1081	1	C	each	
3850	Type 4C	Modified version of Ref. No. 2102			A	"	
3052	Type 6A		LND.-A1090		A	"	
	Spares:—						
—	Cap, lamp, rotary shutter	Reference 5CX/5564		3	—	—	
—	Capacitor, 0.1 mfd.	Reference 10C/0115560		2	—	—	
—	Capacitor, 0.5 mfd., 250 v	Reference 10C/27674		7	—	—	
—	Capacitor, 0.5 mfd.	Reference 10C/0115566		1	—	—	
—	Capacitor, 1.0 mfd.	Reference 10C/0115569		1	—	—	

RESTRICTED

RESTRICTED

AIRCRAFT INSTRUMENT TEST EQUIPMENT, TOOLS, ACCESSORIES AND UNIT SERVICING SPARES

SECTION 6C—cont.

1	2	3	4	5	6	7
	TEST SETS—cont.					
	Type 6A—cont.					
	<i>Spares—cont.</i>					
—	Capacitor, 2 mfd., 250 v	Reference 10C/9146687		4	—	—
—	Fuselink, 1 amp	Reference 10H/0590109		1	—	—
—	Fuselink, 2 amp	Reference 10H/0590110		1	—	—
—	Fuselink, 60 m.a.	Reference 10H/0590130		3	—	—
—	Fuselink, 500 m.a.	Reference 10H/0590108		1	—	—
—	Knob, conical, 1 in. with beak	Reference 10AK/0970173		10	—	—
—	Lamp, 28 v, 3.5 amp	Reference 5L/9951273		1	—	—
—	Lamp, midget panel, 28 v, 0.04 amp	Reference 5L/0510504		3	—	—
—	Lamp, signal, red	Reference 10AT/9437215		1	—	—
3818	Meter, multi-range, complete	ZZ-103-04	1	A	each
3819	Meter, multi-range, complete	ZZ-103-05	1	A	" "
3820	Meter, multi-range, centre, complete	ZZ-103-06	1	A	" "
—	Monitoring amplifier	Reference 6B/3341		1	—	—
	Plugs:—					
—	Fixed, 25 pole	Reference 10H/0560201		1	—	—
—	Free, 25 pole	Reference 10H/0560402		1	—	—
—	25 pole, Set 0	Reference 10H/0560400		1	—	—
—	32 pole, min.	Reference 110H/31615		1	—	—
—	57 pole, min.	Reference 110H/7522969		1	—	—
	Potentiometers:—					
—	50 ohms	Reference 10W/0271206		2	—	—
—	100 ohms	Reference 10W/0271306		1	—	—
—	500 ohms	Reference 10W/0271506		2	—	—
—	1K ohms	Reference 10W/0271606		1	—	—
—	2K ohms ±5%, helical	Reference 10W/9706804		1	—	—
—	2.5K ohms	Reference 10W/0271756		3	—	—
3821	Power unit assy.	LND-A1091	1	A	each
—	Relay, magnetic, (SM5A-N96)	Reference 10F/0119881		15	—	—
—	Relay, magnetic, (SM5D-M73)	Reference 10F/0119145		3	—	—
—	Relay, min., moving coil type	Reference 10F/9324084		1	—	—
	Resistors:—					
—	2.7 ohms	Reference 10W/0222060		1	—	—

RESTRICTED

RESTRICTED

AIRCRAFT INSTRUMENT TEST EQUIPMENT, TOOLS, ACCESSORIES AND UNIT SERVICING SPARES

SECTION 6C—cont.

1	2	3	4	5	6	7
	TEST SETS—cont.					
	Type 6A—cont.					
	Spares—cont.					
	Resistors—cont.					
—	10 ohms	Reference 10W/0113207		1	—	—
—	47 ohms	Reference 10W/9706777		2	—	—
—	100 ohms	Reference 10W/0221110		2	—	—
—	150 ohms	Reference 10W/0221131		1	—	—
—	220 ohms ± 10% RC7-J	Reference 10W/0221152		2	—	—
—	220 ohms ± 5% RWV-3-J	Reference 10W/0113239		1	—	—
—	270 ohms	Reference 10W/0221164		1	—	—
—	270 ohms	Reference 10W/0113241		1	—	—
—	470 ohms	Reference 10W/0113247		1	—	—
—	700 ohms ± 1%, ½ w RC2D	Reference 10W/9470218		2	—	—
—	1K ohms	Reference 10W/0222002		2	—	—
—	2K ohms	Reference 10W/0113262		2	—	—
—	2-2K ohms	Reference 10W/0222047		2	—	—
—	3-3K ohms	Reference 10W/0113267		1	—	—
—	3-3K ohms, 0-1%, ¼ w	Reference 10W/9706776		11	—	—
—	5K ohms, 0-1%, ¼ w	Reference 10W/9706778		2	—	—
—	10K ohms	Reference 10W/0222131		1	—	—
—	10K ohms ± 5% RWV4-J	Reference 10W/0113344		1	—	—
—	22K ohms	Reference 10W/0222173		1	—	—
—	47K ohms	Reference 10W/0222215		1	—	—
—	100K ohms	Reference 10W/0223038		3	—	—
—	Servo amplifier assy.	Reference 6A/7760		5	—	—
—	Socket, free, 25 pole	Reference 10H/0560221		1	—	—
—	Socket, 13 pole, min.	Reference 10H/8510519		1	—	—
—	Socket, 32 pole, min.	Reference 10H/9721259		1	—	—
—	Socket, 40 pole, min.	Reference 110H/5810733		1	—	—
—	Socket, 45 pole, min.	Reference 110H/3164		1	—	—
—	Switch, D.P.C.O.	Reference 10F/0510504		1	—	—

RESTRICTED

RESTRICTED
135

AIRCRAFT INSTRUMENT TEST EQUIPMENT, TOOLS, ACCESSORIES AND UNIT SERVICING SPARES

SECTION 6C—cont.

1	2	3	4	5	6	7
	TEST SETS—cont.					
	Type 6A—cont.					
	Spares—cont.					
—	Switch, D.P.D.T.	Reference 10F/0510505		1	—	—
—	Transformer	Reference 6B/3371		2	—	—
—	Transformer	Reference 6B/3372		1	—	—
—	Transformer	Reference 6B/3337		1	—	—
3817	Transformer	TH.753-A1	1	A	each
3816	Transformer	TH.761-A1	1	A	"
—	Transformer	Reference 6B/3338		1	—	—
—	Transformer	Reference 6B/3339		1	—	—
—	Transformer	Reference 6B/3340		1	—	—
—	Valves:—					
—	Diode, rectifier	Reference 10CV/7040		6	—	—
—	Diode, rectifier	Reference 10CV/7045		4	—	—
—	Diode, rectifier	Reference 10CV/7027		4	—	—
—	Diode, rectifier	Reference 10CV/7098		2	—	—
—	Diode, rectifier	Reference 10CV/9013		4	—	—
—	Diode, silicon	Reference 10CV/5202		4	—	—
—	Transistor	Reference 10CV/0372116		10	—	—
—	Transistor	Reference 10CV/7058		2	—	—
—	Transistor	Reference 10CV/7056		1	—	—
—	Transistor	Reference 10CV/7063		2	—	—
3053	Type 6B	LND.-A.1001		A	each
—	Spares:—					
—	Fuselink, 2 amp	Reference 10H/0590110		1	—	—
—	Knob, conical, 1 in.	Reference 10AK/0970172		4	—	—
—	Knob, finger, parallel, 1½ in.	Reference 10AK/9428685		1	—	—
—	Lamp, festoon, 12 V, 3 w	Reference 5L/9951243		4	—	—
—	Potentiometer, 1,000 ohms ±5%, ⅜ in. dia spindle.	Reference 10W/9706805		1	—	—
—	Potentiometer, 5 K ohms	Reference 10W/0119850		1	—	—
—	Resistor, 5-6 ohms	Reference 10W/0113338		1	—	—
—	Resistor, 100 ohms	Reference 10W/0113231		1	—	—

RESTRICTED

RESTRICTED

AIRCRAFT INSTRUMENT TEST EQUIPMENT, TOOLS, ACCESSORIES AND UNIT SERVICING SPARES

SECTION 6C—cont.

1	2	3	4	5	6	7
	TEST SETS—cont.					
	Type 6B—cont.					
	Spares—cont.					
—	Resistor, 1K ohms	Reference 10W/0113255		2	—	—
—	Socket, 24 way	Reference 10H/9997948		2	—	—
—	Socket, 57 way	Reference 10H/8014244		1	—	—
—	Switch, SP,ST	Reference 10F/0510501		1	—	—
—	Synchro, 11CX 4B	Reference 5UD/7261		1	—	—
—	Synchro, 26 V, HR54	Reference 5UD/7150		1	—	—
3054	Type 6C	KTQ-1501		A	each
	Spares:—					
—	Cable assy.	Amplifier to test set. Ref. No. 3143		1	—	—
—	Cable assy.	Off-set computer to set. Ref. No. 3144		1	—	—
	Capacitors:—					
—	0.01 mfd.	Reference 10C/0115627		1	—	—
—	0.5 mfd.	Reference 10C/0115566		1	—	—
—	1 mfd.	Reference 10C/0119836		1	—	—
—	8 mfd.	Reference 10C/0145504		2	—	—
—	10 mfd.	Reference 10C/0145334		1	—	—
—	25 mfd.	Reference 10C/0145508		1	—	—
—	50 mfd.	Reference 10C/0145512		1	—	—
—	100 mfd.	Reference 10C/0145514		1	—	—
—	250 mfd.	Reference 10C/0145517		1	—	—
—	Fuselink, 250 m.a.	Reference 10H/0590107		2	—	—
—	Fuselink, 1 amp	Reference 10H/0590109		1	—	—
3822	Meter, multi-range, model 35HS	ZZ-103-01	1	A	each
3824	Meter, multi-range, model 35HS	ZZ-103-03	1	A	—
3823	Meter, multi-range, model centre zero	ZZ-103-02	1	A	—
—	Motor, servo, 400 c/s	Reference 5UD/7679		1	—	—
	Plugs:—					
—	13 pole, min.	Reference 110H/8071854		1	—	—
—	17 pole, min.	Reference 10H/5532562		1	—	—
—	23 pole min.	Reference 110H/5532564		1	—	—

RESTRICTED

RESTRICTED
137

AIRCRAFT INSTRUMENT TEST EQUIPMENT, TOOLS, ACCESSORIES AND UNIT SERVICING SPARES

SECTION 6C—cont.

1	2	3	4	5	6	7
	TEST SETS—cont.					
	Type 6C—cont.					
	Spares—cont.					
	Plugs—cont.					
—	40 pole, min.	Reference 10H/5029220		1	—	—
—	Free, 12 pole, pos. 0	Reference 10H/0560360		1	—	—
—	Free, 25 pole, pos. 1	Reference 10H/0560401		1	—	—
—	Free, 25 pole, pos. 3	Reference 10H/0560403		1	—	—
	Potentiometers:—					
—	25 ohms	Reference 10W/0271156		2	—	—
—	250 ohms	Reference 10W/0119495		1	—	—
—	500 ohms	Reference 10W/0119847		1	—	—
—	1K ohms, RVW1	Reference 10W/0119848		1	—	—
—	1 K ohms, RVW7	Reference 10W/0271605		2	—	—
—	2.5K ohms	Reference 10W/0271756		1	—	—
—	5K ohms, 10%. RVW7	Reference 10W/0272005		1	—	—
	Resistors:—					
—	6.8 ohms	Reference 10W/0119804		1	—	—
—	10 ohms	Reference 10W/0221002		1	—	—
—	47 ohms	Reference 10W/0221068		1	—	—
—	68 ohms	Reference 10W/0221089		1	—	—
—	82 ohms	Reference 10W/0221101		1	—	—
—	100 ohms	Reference 10W/0221110		1	—	—
—	110 ohms ± 5%. RC2E	Reference 10W/0215126		1	—	—
—	110 ohms, RVW4-L	Reference 10W/0113374		1	—	—
—	180 ohms	Reference 10W/0221143		1	—	—
—	220 ohms	Reference 10W/0221152		1	—	—
—	300 ohms	Reference 10W/0113242		2	—	—
—	470 ohms	Reference 10W/0221194		2	—	—
—	680 ohms	Reference 10W/0221215		1	—	—
—	1.5K ohms	Reference 10W/0113259		1	—	—
—	2K ohms	Reference 10W/0113262		4	—	—
—	2.7K ohms	Reference 10W/0113407		1	—	—
—	3.3K ohms	Reference 10W/0222068		1	—	—

RESTRICTED

RESTRICTED

AIRCRAFT INSTRUMENT TEST EQUIPMENT, TOOLS, ACCESSORIES AND UNIT SERVICING SPARES

SECTION 6C—cont.

1	2	3	4	5	6	7
	TEST SETS—cont.					
	Type 6C—cont.					
	Spares—cont.					
	Resistors—cont.					
—	4.7K ohms	Reference 10W/0222089		1	—	—
—	5.6K ohms	Reference 10W/0215331		1	—	—
—	6.8K ohms	Reference 10W/0222111		2	—	—
—	8.2K ohms ±5%. RC2E	Reference 10W/0215351		1	—	—
—	8.2K ohms. RWV4-J	Reference 10W/0113342		2	—	—
—	10K ohms ±5%. RC2E	Reference 10W/0216001		1	—	—
—	10K ohms ±10%. RC7J	Reference 10W/0222131		2	—	—
—	15K ohms	Reference 10W/0222152		1	—	—
—	68K ohms	Reference 10W/0216101		1	—	—
—	220K ohms	Reference 10W/0223080		1	—	—
	Sockets:—					
—	17 pole, min.	Reference 10H/8510519		1	—	—
—	23 pole, min.	Reference 110H/31616		1	—	—
—	40 pole, min.	Reference 10H/5527467		1	—	—
—	16 way	Reference 10H/9209070		1	—	—
—	Free, 25 pole, Set 0	Reference 10H/0560220		1	—	—
—	Switch, DP.DT.	Reference 10F/0510505		3	—	—
—	Synchro, 26 v, 11RS4	Reference 5UD/7150		1	—	—
3825	Transformer	TH.754-A1	1	A	each
3826	Transformer	TH.755-A1	1	A	..
3827	Transformer	TH.774-A1	1	A	..
3828	Transformer	TH.775-A1	1	A	..
3830	Transformer	TH.756-A1	1	A	..
3829	Transformer, choke..	TH.776-A1	1	A	..
	Valves:—					
—	Diode, rectifier	Reference 10CV/7040		8	—	—
—	Diode, rectifier	Reference 10CV/7046		1	—	—
—	Diode, silicon, Zener	Reference 10CV/0372899		2	—	—
—	Transistor	Reference 10CV/5439		1	—	—
—	Transistor	Reference 10CV/5713		1	—	—

RESTRICTED

RESTRICTED

AIRCRAFT INSTRUMENT TEST EQUIPMENT, TOOLS, ACCESSORIES AND UNIT SERVICING SPARES

SECTION 6C—cont.

1	2	3	4	5	6	7
	TEST SETS—cont.					
3055	Type 6D		KTQ-1601		A	each
	Spares:—					
—	Bank and elevation ind. assy.	Ref. No. 3831		1	—	—
—	Cable assy.	M.R.G. to test set. Ref. No. 3145		1	—	—
—	Cable assy.	Vertical gyro extension. Ref. No. 3146		1	—	—
—	Cap, rotary shutter	Reference 5CX/5564		4	—	—
3833	Circlip		LCG5-596	2	C	each
—	Clock unit assy.	Ref. No. 3832		1	—	—
3835	Gasket, glass		ATB-540	2	C	each
3834	Glass		LCG5-1190	2	C	"
—	Lamp, midget panel, 28 v, 0-04a.	Reference 5L/9959118		4	—	—
—	Plug, 26 pole, min.	Reference 110H/6445133		1	—	—
—	Plug, 57 pole, min.	Reference 10H/0239291		2	—	—
—	Plug, free, 25 pole, pos. 0	Reference 10H/0560400		1	—	—
—	Potentiometer, 2-5K ohms	Reference 10W/0271756		1	—	—
—	Power failure unit	Reference 6G/18		1	—	—
—	Relay, K 3000, 3a at 28 v, D.C.	Reference 10F/9488167		1	—	—
—	Relay, S.M. 5A-N96	Reference 10F/0119831		2	—	—
—	Relay, SM5-H37	Reference 10F/0119278		1	—	—
—	Resistor, 2-7 ohms	Reference 10W/0119775		2	—	—
—	Resistor, 680 ohms	Reference 10W/0221215		1	—	—
—	Resistor, 1-5K ohms	Reference 10W/0222026		1	—	—
—	Socket, 57 pole, min.	Reference 10H/8014244		2	—	—
—	Socket, fixed, 6 pole, pos. 0	Reference 10H/0560260		1	—	—
—	Socket, free, 25 pole, pos. 0	Reference 10H/0560220		1	—	—
—	Switch, D.P.D.T.	Reference 10F/0510504		3	—	—
—	Switch, S.P.S.T.	Reference 10F/0510501		4	—	—
—	Synchro, 11TR, 4a.	Reference 5UD/6364				
2197	Type 7				A	each
—	Spares:—					
—	Battery	Reference 5J/9101101		1	—	—
4225	Button, contact		LND-1232	1	C	each

RESTRICTED

RESTRICTED

AIRCRAFT INSTRUMENT TEST EQUIPMENT, TOOLS, ACCESSORIES AND UNIT SERVICING SPARES

SECTION 6C—cont.

1	2	3	4	5	6	7
	TEST SETS—cont.					
	Type 7—cont.					
	Spares—cont.					
3165	Cable assy.	LND-A.1169	1	B	each
	Comprising:—	For Lightning aircraft				
3567	Cable, I.L.S. simulation	LND-A.1129	1	C	"
3570	Cable, motoring	LND-A.1132	1	C	"
3566	Cable, power	LND-A.1128	1	C	"
3569	Cable, signal	LND-A.1131	1	C	"
3568	Cable, tacan simulation	LND-A.1130	1	C	"
—	Holdall	Ref. No. 2980		1	—	—
3166	Cable assy.	LND-A.1172	1	B	each
	Comprising:—	For Gnat aircraft				
3581	Cable, I.L.S. simulation	LND-A.1143	1	C	"
3583	Cable, motoring	LND-A.1145	1	C	"
3580	Cable, power	LND-A.1142	1	C	"
—	Cable, signal	Ref. No. 3569		1	—	—
3582	Cable, tacan simulation	LND-A.1144	1	C	each
—	Holdall	Ref. No. 2980		1	—	—
3252	Cable set	Lightning, Marks 3 and 5	LND-A.1198	1	A	each
	Comprising:—					
4454	Cable, motoring	LND-A.1197	1	C	"
4453	Cable, N.D. amp	LND-A.1196	1	C	"
4451	Cable, power	LND-A.1194	1	C	"
4452	Cable, tacan simulation	LND-A.1195	1	C	"
—	Holdall	Ref. No. 2980		1	—	—
3620	Cable set	Buccaneer		1	A	each
	Comprising:—					
3576	Cable, motoring	LND-A.1138	1	C	"
3577	Cable, power	LND-A.1139	1	C	"
3574	Cable, signal	LND-A.1136	1	C	"
3578	Cable, tacan simulation	LND-A.1140	1	C	"
3575	Cable, U.H.F. simulation	LND-A.1137	1	C	"
—	Holdall	Ref. No. 2980		1	—	—

RESTRICTED

RESTRICTED

AIRCRAFT INSTRUMENT TEST EQUIPMENT, TOOLS, ACCESSORIES AND UNIT SERVICING SPARES

SECTION 6C—cont.

1	2	3	4	5	6	7
	TEST SETS—cont.					
	Type 7—cont.					
	Spares—cont.					
3619	Cable set	Hunter		1	A	each
	Comprising:—					
3584	Cable, motoring	LND-A.1148	1	C	"
3572	Cable, power	LND-A.1134	1	C	"
3571	Cable, signal	LND-A.1133	1	C	"
3573	Cable, tacan simulation	LND-A.1135	1	C	"
—	Holdall		1	—	—
—	Cap, lamp, amber, RCL.325	Reference 10AT/9431724		1	—	—
—	Capacitor, 0.05 mfd., 350 v, D.C.	Reference 10C/0115554		1	—	—
—	Capacitor, 0.25 mfd., 150 v, D.C.	Reference 10C/0115563		1	—	—
—	Capacitor, 50 mfd., 70 v	Reference 10C/0120137		1	—	—
2980	Case, carrying, for cables		1	B	each
4220	Clamp, synchro, double	LND.1280	2	C	"
4219	Clamp, synchro, size 11	LCG5-110	3	C	"
4228	Clip, spring, lamp	LND.344	4	C	"
4221	Counter, 360 degree, reversible	ZV.5622	1	B	"
—	Fuselink, 50 m.a.	Reference 10H/0590137		2	—	—
—	Fuselink, 250 m.a.	Reference 10H/0590136		2	—	—
4209	Gasket, meter	LND.1206	2	C	each
—	Lamp, Lilliput, 240 v, 0.05 a. L.E.S. cap	Reference 5L/9951907		2	—	—
—	Lamp, min., neon	Reference 5L/9969218		4	—	—
—	Lampholder, less cap	Reference 10AE/9705020		1	—	—
4207	Meter, multi-range	C/w ex. units	ZV.6729	1	A	each
4208	Meter, multi-range, centre, zero	ZV.6730	1	A	"
4215	Pad, clutch friction..	LFC-368	1	C	"
4216	Pad, friction, knob	LND-1167	1	C	"
4212	Panel, assy., lens	LND-A.1114	1	C	"
—	Plug, 6 pole, box MT.G	Reference 10H/9703904		1	—	—
—	Plug, 26 pole, box MT.G	Reference 10H/9998412		1	—	—
—	Potentiometer, 500 ohms	Reference 10W/0271506		2	—	—
—	Potentiometer, 1K ohms	Reference 10W/0271606		1	—	—

RESTRICTED

RESTRICTED

AIRCRAFT INSTRUMENT TEST EQUIPMENT, TOOLS, ACCESSORIES AND UNIT SERVICING SPARES

SECTION 6C—cont.

1	2	3	4	5	6	7
	TEST SETS—cont.					
	Type 7—cont.					
	Spares—cont.					
—	Potentiometer, 1K ohms	Reference 10W/0271608		1	—	—
4227	Potentiometer, Type CMT/11/1005/1570 (Spec.)	ZR.2555	1	B	each
—	Relay	Reference 10F/0119881		1	—	—
—	Relay, 4 pole, c/o med. duty, sealed, 24 v	Reference 10F/9708547		1	—	—
	Resistors:—					
—	2 ohms $\pm 1\%$, 2 w	Reference 10W/9447035		1	—	—
—	50 ohms $\pm 1\%$, $\frac{1}{4}$ w	Reference 10W/9486990		1	—	—
—	100 ohms $\pm 5\%$	Reference 10W/0215122		1	—	—
—	220 ohms $\pm 5\%$	Reference 10W/0215162		5	—	—
—	390 ohms $\pm 5\%$	Reference 10W/0215192		1	—	—
—	470 ohms $\pm 5\%$	Reference 10W/0113312		1	—	—
—	5,250 ohms $\pm 5\%$, $\frac{1}{4}$ w	Reference 10W/9706167		1	—	—
—	29,100 ohms $\pm 0.05\%$, $\frac{1}{4}$ w	Reference 10W/9706166		1	—	—
—	2-2K ohms $\pm 5\%$	Reference 10W/0215282		1	—	—
—	2-7K ohms $\pm 5\%$	Reference 10W/0215292		2	—	—
—	3-3K ohms $\pm 5\%$	Reference 10W/0215302		A/R	—	—
—	4-3K ohms $\pm 5\%$	Reference 10W/0215316		2	—	—
—	4-7K ohms $\pm 5\%$	Reference 10W/0215322		A/R	—	—
—	5-6K ohms $\pm 5\%$	Reference 10W/0215332		A/R	—	—
—	6-8K ohms $\pm 5\%$	Reference 10W/0215342		A/R	—	—
—	10K ohms $\pm 5\%$	Reference 10W/0216002		4	—	—
—	15K ohms $\pm 5\%$	Reference 10W/0113515		1	—	—
—	100K ohms $\pm 5\%$	Reference 10W/0216122		3	—	—
—	120K ohms $\pm 5\%$	Reference 10W/0216710		8	—	—
4224	Retainer, spring	LND.1230	1	C	each
4218	Ring, retainer	LND.1169	1	C	"
—	Socket, 35 pole, box WT.G.	Reference 10H/9139478		1	—	—
4223	Spring	LND.1229	1	C	each
4214	Spring, clutch	LFC.228	1	C	"
4226	Spring, contact	LND.1233	1	C	"

RESTRICTED

RESTRICTED

AIRCRAFT INSTRUMENT TEST EQUIPMENT, TOOLS, ACCESSORIES AND UNIT SERVICING SPARES

SECTION 6C—cont.

1	2	3	4	5	6	7
	TEST SETS—cont.					
	Type 7—cont.					
	Spares—cont.					
4217	Spring, friction	LND.1168	1	C	each
—	Switch	Reference 10F/0510555		6	—	—
—	Switch, toggle, D.P.C.O.	Reference 10F/0510504		2	—	—
—	Switch, toggle, S.P.	Reference 10F/0510552		1	—	—
—	Switch, toggle, S.P.S.T.	Reference 10F/0510551		1	—	—
4210	Switch, wafer	ZS.193-03	1	B	each
4211	Switch, wafer	ZS.193-04	1	B	"
—	Synchro, Type ACS/1/AC	Reference 5UD/6503		2	—	—
—	Synchro, Type AGS/1/AE	Reference 5UD/6504		1	—	—
4203	Transformer assy.	TH.743-A1	1	A	each
4204	Transformer assy.	TH.744-A1	2	A	"
4205	Transformer assy.	TH.745-A1	1	A	"
4206	Transformer assy.	TH.746-A1	1	A	"
—	Valve, diode, rectifier	Reference 10CV/5174		2	—	—
—	Valve, diode, zener, 7.5 v	Reference 10CV/7104		2	—	—
—	Valve, electronic, CV.5174	Reference 10CV/0005174		3	—	—
—	Valve, rectifier, silicone, diode	Reference 10CV/7021		4	—	—
4222	Washer	LND.1228	1	C	each
4213	Washer, thrust	LND.1237	1	C	"
2198	Type 8	Lightning F. Mark 2	TD.20.000		A	"
	Accessories:—					
2919	Cable, No. 1	Cable annotation:—TS1/PS5	TB.20029	1	C	"
2920	Cable, No. 2	TS2/Display	TB.20031	1	C	"
2921	Cable, No. 3	TS3/115 V	TB.20028	1	C	"
2922	Cable, No. 4	TS4/FS40A	TB.20032	1	C	"
2923	Cable, No. 5	TS5/FS6C	TB.20033	1	C	"
2924	Cable, No. 6	TS6/FS14	TB.20030	1	C	"
2925	Cable, No. 7	TS7/FS1F	TB.20034	1	C	"
2926	Case, canvas	For Ref. Nos. 2919 to 2925		1	B	"
3155	Type 8A	Lightning F. Mark 3, T.5	3D.1040A1		A	"

RESTRICTED

RESTRICTED

AIRCRAFT INSTRUMENT TEST EQUIPMENT, TOOLS, ACCESSORIES AND UNIT SERVICING SPARES

SECTION 6C—cont.

1	2	3	4	5	6	7
	TEST SETS—cont.					
3190	Type 8A	As Ref. No. 3155 but without case and cables			A	each
	Accessories:—					
3777	Cable assy. No. 1	3D.1203/1	1	A	"
3778	Cable assy. No. 2	3D.1203/2	1	A	"
3779	Cable assy. No. 3	3D.1203/3	1	A	"
3780	Cable assy. No. 4	3D.1203/4	1	A	"
3781	Cable assy. No. 5	3D.1203/5	1	A	"
3782	Cable assy. No. 6	3D.1203/6	1	A	"
3775	Case, carrying	For Ref. No. 3190	3D.1350	1	A	"
3776	Case, carrying, cable			A	"
2199	Type 9 (A.D.S.)	3D.1040A1	1	A	"
	Spares:—					
4041	Amplifier, magnetic	3C.2758	2	A	"
—	Amplifier, transistor	Reference 77AB/51		2	—	—
3526	Cable, harness	3D/1007/33	1	B	set
	Comprising:—					
	Cable assemblies:—					
3553	PL1/PT1	3D/1007/27	1	C	each
3531	PL1/SK3	3D/1007/5	1	C	"
3532	PL1/SK13	3D/1007/6	1	C	"
3529	PL2/SK1	3D/1007/3	1	C	"
3533	PL2/SK11	3D/1007/7	1	C	"
3549	PL3/AD3	3D/1007/23	1	C	"
3530	PL3/SK6	3D/1007/4	1	C	"
3534	PL3/SK12	3D/1007/8	1	C	"
3550	PL4/AD4	3D/1007/24	1	C	"
3535	PL4/SK10	3D/1007/9	1	C	"
3545	PL5/PS5	3D/1007/19	1	C	"
3546	PL6/PS6	3D/1007/20	1	C	"
3538	PL8/PS1	3D/1007/12	1	C	"
3539	PL8/PS2	3D/1007/13	1	C	"
3540	PL10/PS5	3D/1007/14	1	C	"

A/L. 157

RESTRICTED

RESTRICTED
145

AIRCRAFT INSTRUMENT TEST EQUIPMENT, TOOLS, ACCESSORIES AND UNIT SERVICING SPARES

SECTION 6C—cont.

1	2	3	4	5	6	7
	TEST SETS—cont.					
	Type 9 (A.D.S.)—cont.					
	Spares—cont.					
	Cable, harness—cont.					
	Comprising—cont.					
	Cable assemblies—cont.					
3541	PL11/PS6	3D/1007/15	1	C	each
3542	PL12/PS7	3D/1007/16	1	C	"
3543	PL13/PS8	3D/1007/17	1	C	"
3555	SK1/DS1	3D/1007/29	1	C	"
3528	SK1/PL2	3D/1007/2	1	C	"
3536	SK2/PL2	3D/1007/10	1	C	"
3554	SK2/PT2	3D/1007/28	1	C	"
3537	SK4/PL7	3D/1007/11	1	C	"
3551	SK4/ST1	3D/1007/25	1	C	"
3552	SK5/ST2	3D/1007/26	1	C	"
3547	SK7/AD1	3D/1007/21	1	C	"
3548	SK8/AD2	3D/1007/22	1	C	"
3544	SK9/PS3	3D/1007/18	1	C	"
	Cable assemblies, AD system:—					
3556	Inter-connecting	3D/1007/30	1	C	"
3557	Inter-connecting	3D/1007/31	1	C	"
3558	Inter-connecting	3D/1007/32	1	C	"
3559	Inter-connecting	3D/1007/33	1	C	"
3527	Cable assembly, power supply lead	3D/1007/1	1	C	"
—	Cap, knob retaining	Reference 10AK/0970184..		8	—	—
	Capacitors:—					
—	0.02 mfd.	Reference 10C/0120114		1	—	—
—	0.05 mfd.	Reference 10C/0120600		1	—	—
—	0.5 mfd. ± 25%. 150 v	Reference 10C/0119833		2	—	—
—	1 mfd. ± 25%. 150 v	Reference 10C/0115569		2	—	—
—	Handle, key switch, black	Reference 10AK/896		1	—	—
4056	Indicator, phase rotation	3C.5892	1	B	each
—	Jack, telephone	Reference 10H/9115733		3	—	—

RESTRICTED

RESTRICTED

AIRCRAFT INSTRUMENT TEST EQUIPMENT, TOOLS, ACCESSORIES AND UNIT SERVICING SPARES

SECTION 6C—cont.

1	2	3	4	5	6	7
	TEST SETS—cont.					
	Type 9 (A.D.S.)—cont.					
	Spares—cont.					
—	Knob, finger	Reference 10AK/0970198		1	—	—
—	Knob, finger	Reference 10AK/0970186		7	—	—
4529	Lamp, 50 v, 5 w, M.E.S.		Hivac M.E.S. 5051.	2	C	each
—	Lamp, 1-32 w, M.E.S., tubular, 10 mm. dia. 29 mm.	Reference 5L/9959138		6	—	—
4530	Lampholder, amber, lens		Arco Electric Type 5L/90/4/1.	8	C	each
4049	Meter		3B.3873	1	A	"
4050	Meter		3B.3874	1	A	"
4051	Meter, 5m. A-0-5 m.a. D.C.		3B.3875	1	A	"
—	Power supply unit, A.D.C.	Reference 6A/8548		1	—	—
	Plugs, fixed:—					
—	12 way, pos. 0	Reference 10H/9409837		1	—	—
—	12 way, pos. 1	Reference 10H/9409998		1	—	—
—	12 way, pos. 2	Reference 10H/9992554		1	—	—
—	12 way, pos. 3	Reference 10H/9409999		2	—	—
—	12 way, pos. 4	Reference 10H/9004621		1	—	—
—	18 way, pos. 0	Reference 10H/0560190		1	—	—
—	25 way, pos. 0	Reference 10H/0560200		2	—	—
—	25 way, pos. 0	Reference 10H/9992047		1	—	—
—	25 way, pos. 1	Reference 10H/9992578		1	—	—
—	25 way, pos. 2	Reference 10H/9992580		1	—	—
—	25 way, pos. 2 (aluminium)	Reference 10H/0560202		1	—	—
—	25 way, pos. 3 (aluminium)	Reference 10H/0560203		1	—	—
—	25 way, pos. 4	Reference 10H/0560204		1	—	—
—	25 way, pos. 5	Reference 10H/9992560		1	—	—
—	Mk. 4, pos. 1	Reference 10H/0560201		1	—	—
	Plugs, free:—					
—	3 way, pos. 0	Reference 10H/0560280		1	—	—
—	12 way, pos. 0	Reference 10H/0560472		1	—	—

RESTRICTED

RESTRICTED

AIRCRAFT INSTRUMENT TEST EQUIPMENT, TOOLS, ACCESSORIES AND UNIT SERVICING SPARES

SECTION 6C—cont.

1	2	3	4	5	6	7
	TEST SETS—cont.					
	Type 9 (A.D.S.)—cont.					
	Spares—cont.					
	Plugs, free—cont.					
—	25 way, pos. 0	Reference 10H/0560400		1	—	—
—	Rectifier, selenium	Reference 210D/10100		2	—	—
	Resistors:—					
—	10 ohms $\pm 5\%$. 15 w w/w	Reference 10W/0113106		1	—	—
—	20 ohms $\pm 5\%$. 3 w w/w	Reference 10W/0113279		1	—	—
—	39 ohms $\pm 5\%$. $1\frac{1}{2}$ w w/w	Reference 10W/0113221		1	—	—
—	50 ohms $\pm 5\%$. 4.5 w w/w	Reference 10W/0113456		2	—	—
—	62 ohms $\pm 2\%$. $\frac{3}{4}$ w	Reference 10W/0215373		2	—	—
—	100 ohms $\pm 5\%$. $\frac{1}{4}$ w	Reference 10W/0215121		1	—	—
—	100 ohms $\pm 5\%$. $1\frac{1}{2}$ w	Reference 10W/0113231		10	—	—
—	130 ohms $\pm 5\%$. $1\frac{1}{2}$ w w/w	Reference 10W/0113234		1	—	—
—	150 ohms $\pm 5\%$. $\frac{1}{4}$ w	Reference 10W/0215141		1	—	—
—	150 ohms $\pm 5\%$. $\frac{3}{4}$ w	Reference 10W/0215143		1	—	—
—	220 ohms $\pm 5\%$. $\frac{1}{4}$ w	Reference 10W/0215161		2	—	—
—	220 ohms $\pm 5\%$. 6 w w/w	Reference 10W/0113381		1	—	—
—	300 ohms $\pm 5\%$. $\frac{1}{2}$ w	Reference 10W/0215177		2	—	—
—	470 ohms $\pm 1\%$. $\frac{1}{4}$ w	Reference 10W/0215555		2	—	—
—	470 ohms $\pm 5\%$. $\frac{1}{4}$ w	Reference 10W/0215201		2	—	—
—	470 ohms $\pm 5\%$. $\frac{3}{4}$ w	Reference 10W/0215202		1	—	—
—	470 ohms $\pm 5\%$. $1\frac{1}{2}$ w w/w	Reference 10W/0113247		1	—	—
—	500 ohms $\pm 10\%$	Reference 10W/9456337		1	—	—
—	680 ohms $\pm 5\%$. 6 w w/w	Reference 10W/0113316		2	—	—
—	910 ohms $\pm 5\%$. $\frac{1}{4}$ w	Reference 10W/0215236		1	—	—
—	910 ohms $\pm 5\%$. $\frac{1}{4}$ w w/w	Reference 10W/0216754		1	—	—
4036	2,225 ohms $\pm 1\%$. 1 w w/w, Spec. 1A2		1	C	each
4035	2,775 ohms $\pm 1\%$. 1 w w/w, Spec. 1A2		1	C	each
—	1K ohms $\pm 5\%$. $1\frac{1}{2}$ w	Reference 10W/0113255		2	—	—
4038	1.33K ohms $\pm 1\%$. 1 w w/w, Spec. 1A2		1	C	each
—	1.5K ohms $\pm 5\%$. $\frac{1}{4}$ w	Reference 10W/0215261		1	—	—
—	1.8K ohms $\pm 1\%$. $\frac{1}{4}$ w	Reference 10W/0215271		1	—	—

RESTRICTED

RESTRICTED

AIRCRAFT INSTRUMENT TEST EQUIPMENT, TOOLS, ACCESSORIES AND UNIT SERVICING SPARES

SECTION 6C—cont.

1	2	3	4	5	6	7
	TEST SETS—cont.					
	Type 9 (A.D.S.)—cont.					
	Spares—cont.					
	Resistors—cont.					
—	2.2K ohms ±5%. 1/4 w	Reference 10W/0215281		3	—	—
—	2.7K ohms ±5%. 1/4 w	Reference 10W/0215291		1	—	—
4037	3.67K ohms ±1%. 1 w w/w		1	C	each
—	3.9K ohms ±5%. 1/4 w w/w	Reference 10W/0215311		1	—	—
—	5.1K ohms ±5%. 1/4 w w/w	Reference 10W/0215326		2	—	—
—	5.6K ohms ±5%. 1/4 w w/w	Reference 10W/0215331		1	—	—
—	6.8K ohms ±5%. 1/4 w w/w	Reference 10W/0215341		2	—	—
—	8.2K ohms ±5%. 1/4 w	Reference 10W/0215351		2	—	—
4048	10K ohms ±1%. 1/2 w w/w		1	C	pair
—	47K ohms ±5%. 1/4 w	Reference 10W/0216081		2	—	—
—	51K ohms ±1%. 1/4 w	Reference 10W/0216375		1	—	—
—	56K ohms ±5%. 1/4 w	Reference 10W/0216091		1	—	—
—	82K ohms ±1%. 1/4 w	Reference 10W/0216425		2	—	—
—	100K ohms ±1%. 1/4 w w/w	Reference 10W/0216445		2	—	—
—	680K ohms ±1%. 1/4 w	Reference 10W/0216993		2	—	—
—	820K ohms ±1%. 1/4 w	Reference 10W/0217803		1	—	—
—	1 M ohms ±1%. 1/4 w	Reference 10W/0216967		1	—	—
	Resistors, variable:—					
—	250 ohms ±10%. 1 w w/w	Reference 10W/9456334		1	—	—
—	500 ohms ±10%. 1 w w/w	Reference 10W/9456337		1	—	—
4039	500 ohms ±10%. 5 w w/w	Type 678/D/02	1	C	each
4040	1K ohms ±10%. w/w		2	C	"
—	1K ohms ±5%. 4 w w/w	Reference 10W/9706797		1	—	—
—	1K ohms ±10%. 1 w w/w	Reference 10W/9456338		1	—	—
—	2.5K ohms ±10%. 1 w w/w	Reference 10W/9465128		1	—	—
—	5K ohms ±5%. 4 w w/w	Reference 10W/9706807		1	—	—
—	10K ohms, double gauged	Reference 10W/9706773		1	—	—
—	Sockets, fixed:—					
—	3 way, pos. 0	Reference 10H/23082		1	—	—

RESTRICTED

RESTRICTED

AIRCRAFT INSTRUMENT TEST EQUIPMENT, TOOLS, ACCESSORIES AND UNIT SERVICING SPARES

SECTION 6C—cont.

1	2	3	4	5	6	7
	TEST SETS—cont.					
	Type 9 (A.D.S.)—cont.					
	Spares—cont.					
	Sockets, fixed—cont.					
—	6 way, pos. 0	Reference 10H/0560260		2	—	—
—	12 way, pos. 0	Reference 10H/9409824		1	—	—
—	18 way, pos. 0	Reference 10H/0560370		1	—	—
—	25 way, pos. 0	Reference 10H/0560380		1	—	—
—	25 way, pos. 0	Reference 10H/9992700		1	—	—
—	25 way, pos. 1	Reference 10H/9991331		1	—	—
—	25 way, pos. 1	Reference 10H/0560381		1	—	—
—	25 way, pos. 2	Reference 10H/0560382		1	—	—
—	25 way, pos. 2	Reference 10H/9409902		1	—	—
—	25 way, pos. 3	Reference 10H/0560383		1	—	—
—	25 way, pos. 3	Reference 10H/9409903		1	—	—
—	25 way, pos. 4	Reference 10H/0560384		1	—	—
—	25 way, pos. 4	Reference 10H/9409904		1	—	—
—	Switch, key, c/o. 2P	Reference 10H/9326003		1	—	—
4052	Switch, ledex, 14 pole, 17 way	3B.3201	2	B	each
4045	Switch, rotary, 9 pole, 17 way	3B.8481	1	B	"
—	Switch, toggle, on-off	Reference 10F/0510503		3	—	—
—	Switch, toggle, QM, QB, SP, on-off	Reference 10F/0510502		1	—	—
—	Switch, toggle, SM, SB, 4P, c/o.	Reference 10F/19295		3	—	—
	Switches, wafer:—					
4047	2 pole, 4 way	3B.4633	1	B	each
4053	2 pole, 9 way	3B.3199	1	B	"
4054	2 pole, 11 way	3B.3200	1	B	"
4046	8 pole, 8 way	3B.8474	1	B	"
4055	60 pole, 2 way	3B.3198	1	B	"
—	Switch, winker, 2 bank, 1 pole, 18 way	Reference 10F/9711177		1	—	—
—	Synchro, control transmitter, 11CX4A	Reference 5UD/6362		1	—	—
—	Thermistor	Reference 10W/24312		1	—	—
4042	Transformer	3C.6636	1	B	each
4043	Transformer	3C.1471	1	B	"

RESTRICTED

RESTRICTED
150

AIRCRAFT INSTRUMENT TEST EQUIPMENT, TOOLS, ACCESSORIES AND UNIT SERVICING SPARES

SECTION 6C—cont.

1	2	3	4	5	6	7
	TEST SETS—cont.					
	Type 9 (A.D.S.)—cont.					
	Spares—cont.					
4044	Transformer	3C.5605	3	B	each
4058	Transformer	3C.7261	1	B	"
—	Valve, diode, rectifier	Reference 10CV/7119		6	—	—
—	Valve, diode, silicon	Reference 10CV/5202		3	—	—
3156	Type 9A, adaptor		1	A	each
	Comprising:—					
4392	Cabinet assy., rack	3D/1747	1	A	"
4398	Cable assy.	3C/2468/1	1	C	"
4399	Cable assy.	3C/2468/2	1	C	"
4400	Cable assy.	3C/2468/3	1	C	"
4401	Cable assy.	3C/2468/4	1	C	"
4402	Cable assy.	3C/2468/5	1	C	"
4403	Cable assy.	3C/2468/6	1	C	"
4404	Cable assy.	3C/2468/7	1	C	"
4405	Cable assy.	3C/2468/8	1	C	"
4406	Cable assy.	3C/2468/9	1	C	"
4407	Cable assy.	3C/2468/10	1	C	"
4408	Cable assy.	3C/2468/11	1	C	"
4409	Cable assy.	3C/2468/12	1	C	"
4410	Cable assy.	3C/2468/13	1	C	"
4411	Cable assy.	3C/2468/14	1	C	"
4412	Cable assy.	3C/2468/15	1	C	"
4413	Cable assy.	3C/2468/16	1	C	"
4414	Cable assy.	3C/2468/17	1	C	"
4415	Cable assy.	3C/2468/18	1	C	"
4416	Cable assy.	3C/2468/19	1	C	"
4417	Cable assy.	3C/2468/20	1	C	"
4418	Cable assy.	3C/2468/21	1	C	"
4419	Cable assy.	3C/2468/22	1	C	"
4420	Cable assy.	3C/2468/23	1	C	"

A/L. 157

RESTRICTED

RESTRICTED

AIRCRAFT INSTRUMENT TEST EQUIPMENT, TOOLS, ACCESSORIES AND UNIT SERVICING SPARES

SECTION 6C—cont.

1	2	3	4	5	6	7
	TEST SETS—cont.					
	Type 9A adaptor—cont.					
	Comprising—cont.					
4421	Cable assy.		3C/2468/24	1	C	each
4422	Cable assy.		3C/2468/25	1	C	"
4423	Cable assy.		3C/2468/26	1	C	"
4424	Cable assy.		3C/2468/27	1	C	"
4425	Cable assy.		3C/2468/28	1	C	"
4426	Cable assy.		3C/2468/29	1	C	"
4427	Cable assy.		3C/2468/30	1	C	"
4428	Cable assy.		3C/2468/31	1	C	"
4429	Cable assy.		3C/2468/32	1	C	"
4430	Cable assy.		3C/2468/33	1	C	"
4431	Cable assy.		3C/2468/34	1	C	"
4432	Cable assy.		3C/2468/35	1	C	"
4433	Cable assy.		3C/2468/36	1	C	"
4434	Cable assy.		3C/2468/37	1	C	"
4435	Cable assy.		3C/2468/38	1	C	"
4436	Cable assy.		3C/2468/39	1	C	"
4437	Cable assy.		3C/2468/40	1	C	"
4438	Cable assy.		3C/2468/41	1	C	"
4439	Cable assy.		3C/2468/42	1	C	"
4440	Cable assy.		3C/2468/43	1	C	"
4441	Cable assy.		3C/2468/44	1	C	"
4396	Panel, distribution, power supply		3D.1662	1	A	"
4395	Panel, distribution systems		3D.1671	1	A	"
4393	Panel, height, simulator		3D.1733	1	A	"
4394	Panel, test, air data		3D.1732	1	A	"
4397	Panel, test, power supply		3D.1731	1	A	"
—	Power control unit	Ref. No. 2017		1	—	—
2200	Type 10		3D.6422.MRI	1	A	each
	Comprising:—					
—	Console unit, hydraulic	Ref. No. 2148		1	—	—
—	Jig, displacement, throttle actuator	Ref. No. 3085		1	—	—

RESTRICTED

RESTRICTED
152

AIRCRAFT INSTRUMENT TEST EQUIPMENT, TOOLS, ACCESSORIES AND UNIT SERVICING SPARES

SECTION 6C—cont.

1	2	3	4	5	6	7
	TEST SETS—cont.					
	Type 10—cont.					
	Comprising—cont.					
—	Panel, distribution, No. 1	Ref. No. 3561		1	—	—
—	Panel, test, No. 1	Ref. No. 2149		1	—	—
—	Panel, test, No. 2	Ref. No. 2150		1	—	—
3562	Power supply unit, stabilised		3D.6393	1	A	each
	Accessories:—					
3563	Cable		3D.6228/41	1	C	“
3564	Cable		3D.6228/42	1	C	“
3565	Cable		3D.6228/43	1	C	“
3089	Test set, computer, flight control system		3D.6422-A-1	1	A	“
	Accessories:—					
2904	Adaptor, cable		3D.6424-16	1	C	“
2905	Adaptor, cable		3D.6424-17	1	C	“
2906	Adaptor, cable		3D.6424-18	1	C	“
2907	Adaptor, cable		3D.6424-19	1	C	“
2908	Adaptor, cable		3D.6424-20	1	C	“
2909	Adaptor, cable		3D.6424-21	1	C	“
2910	Adaptor, cable		3D.6424-22	1	C	“
2911	Adaptor, cable		3D.6424-23	1	C	“
2912	Adaptor, cable		3D.6424-24	1	C	“
2913	Adaptor, cable		3D.6424-25	1	C	“
2914	Adaptor, cable		3D.6424-26	1	C	“
2915	Adaptor, cable		3D.6424-27	1	C	“
2916	Adaptor, cable		3D.6424-28	1	C	“
2917	Adaptor, cable		3D.6424-29	1	C	“
2918	Adaptor, cable		3D.6424-30	1	C	“
2903	Cabinet		3D.6446	1	A	“
2902	Panel, distribution		3D.6407	1	A	“
2901	Panel, test, amplifier		3D.6392	1	A	“
2900	Panel, test, F.C.C.		3D.945	1	A	“

RESTRICTED

RESTRICTED

AIRCRAFT INSTRUMENT TEST EQUIPMENT, TOOLS, ACCESSORIES AND UNIT SERVICING SPARES

SECTION 60—cont.

1	2	3	4	5	6	7
	TEST SETS—cont.					
2201	Type 11	TD.13500.MRI	1	A	each
	Comprising:—					
3590	Actuator, simulator, Type B	TD.4500	1	A	..
3193	Adaptor, cable	To test Test set Type 11 on Test set, Type 10..	CA.232	1	A	..
3589	Box, gyro switch	TD.3500	1	A	..
3591	Cable	Actuator simulator to test break	TB.13508	1	C	..
3592	Cable	Gyro switch box to T.B.5	TB.13504	1	C	..
3593	Cable	Gyro switch box to T.B.3	TB.13503	1	C	..
3254	Cable set		1	A	..
	Comprising:—					
4458	Cable, actuator simulator	3C/2688	1	C	..
4459	Cable, actuator simulator	3B/20417	1	C	..
4456	Cable, gyro switch box	3C/2687	1	C	..
4457	Cable, gyro switch box	3B/20416	1	C	..
3588	Case, carrying	TD/12500	1	C	..
3772	Case, transit	For Ref. No. 2201		1	A	..
1192	V.R. Electrometer			A	..
3056	Yaw/Damper, field	A.72TE		A	..
2082	Yaw/Pitch system, Mark 2, No. 1	NDN.495	1	A	..
2115	Yaw/Roll	Victor B.2		1	A	..
	Accessories:—					
	Pigtail assemblies:—					
3021	9 in., 18P0, 18S1 (coupler)	1109/21	1	B	..
3019	9 in., 18P0, 18S2 (coupler)	1109/19	1	B	..
3020	9 in., 18P1, 18S0 (coupler)	1109/20	1	B	..
3022	12 in., 32P, 32S	1109/22	1	B	..
3016	48 in., 6P0, 6S0	1109/16	1	B	..
3017	48 in., 6P1, 6S0	1109/17	1	B	..
3018	48 in., 18P3, 18S3	1109/18	1	B	..
3015	48 in., 25P1, 25S1	1109/15	1	B	..
3014	84 in., 25P2, 25S2	1109/14	1	B	..
3023	Plug assy., F.T.U.	1109/24	1	B	..
3609	Yaw stabiliser amplifier	Naval aviation only	RE.0892		A	..

RESTRICTED

RESTRICTED
154

AIRCRAFT INSTRUMENT TEST EQUIPMENT, TOOLS, ACCESSORIES AND UNIT SERVICING SPARES

SECTION 6C—cont.

1	2	3	4	5	6	7
	TEST SETS—cont.					
1009	Zero reader flight director, Type ZL.2	Complete			A	each
	Accessories:—					
	Cables:—					
1503	Computer backplate to Compass G.4	Blue			C	"
1506	Computer backplate to Control plate	Brown			C	"
1505	Computer backplate to Course selector	Lemon			C	"
1504	Computer backplate to Instrument landing system.	Grey			C	"
1507	Computer backplate to Junction box	Orange			C	"
1508	Computer backplate to Power supply	White (Pye plug)			C	"
1510	Junction box to Fast erection switch	Sky blue			C	"
1511	Junction box to Indicator	Pink			C	"
1509	Junction box to Power supply	White (Plessey plug)			C	"
	Spares:—					
1006	Adaptor, harness		1	C	"
—	Capacitor, fixed, electrolytic, tubular, metal case, 12 mfd.	Reference 10C/9145280		2	—	—
—	Capacitor, fixed, paper dielectric, tubular, metal case, 0.5 mfd.	Reference 10C/9115147		1	—	—
1182	Filter, window lamp, green		1	C	each
1181	Filter, window lamp, red		1	C	"
—	Lamp, electric, filament, 28 v, 3.5 w	Reference 5L/9551273		2	—	—
1195	Microammeter, 500–500		3	A	each
—	Plug, sealed, M4, fixed, female shell, 350 v, 5 amp	Reference 10H/0560200		1	—	—
1008	Plug, shorting		1	C	each
3740	Rectifier, MR1, MR2, MR3, MR4	SK.6272–14	1	C	"
3741	Rectifier, MR5	SK.6272–46	1	C	"
	Resistors, fixed, composition, Grade 1, non-insulated:—					
—	47 ohms	Reference 10W/0215083 (R.24, R.25.)		2	—	—
—	220 ohms	Reference 10W/0215162 (R.11, R.12, R.13.)		3	—	—
—	470 ohms	Reference 10W/0217184 (R.26, R.27.)		2	—	—

RESTRICTED

155

RESTRICTED

A/L. 157

AIRCRAFT INSTRUMENT TEST EQUIPMENT, TOOLS, ACCESSORIES AND UNIT SERVICING SPARES

SECTION 6C—cont.

1	2	3	4	5	6	7
	TEST SETS—cont.					
	Zero reader flight director, Type ZL.2—cont.					
	Spares—cont.					
	Resistors, fixed, composition, Grade 1, non-insulated—cont.					
—	510 ohms	Reference 10W/0215572 (R.1, R.2, R.17) ..		3	—	—
—	6.8K ohms	Reference 10W/0215836 (R.19)		1	—	—
—	8.2K ohms	Reference 10W/0215857 (R.18)		1	—	—
—	22K ohms	Reference 10W/0216288 (R.6, R.7, R.8) ..		3	—	—
—	27K ohms	Reference 10W/0218122 (R.10)		1	—	—
—	75K ohms	Reference 10W/0216417 (R.14)		1	—	—
—	100K ohms	Reference 10W/0216447 (R.9)		1	—	—
	Resistors, fixed, composition, Grade 2, insulated:—					
—	680 ohms	Reference 10W/0221215 (R.16)		1	—	—
—	1K ohms	Reference 10W/2022005 (R.15)		1	—	—
	Resistor, fixed, composition, Grade 2, non-insulated:—					
—	1K ohms	Reference 10W/9212222 (R.5, R.20, R.21, R.23)		4	—	—
	Resistor, fixed, wire-wound, vitreous enamelled:—					
—	1K ohms	Reference 10W/9244001 (R.3, R.4)		2	—	—
—	Resistor, Type 9555	Reference 10W/18084		1	—	—
—	Resistor, variable, 25 ohms	Reference 10W/9271151		1	—	—
—	Resistor, variable, composition, non-sealed, 100 ohms.	Reference 10W/0271308		1	—	—
—	Resistor, variable, wire-wound, non-sealed, 1K ohms.	Reference 10W/0271608		3	—	—
1179	Screw, securing instrument panel.. .. .	4BA × $\frac{5}{8}$ in. oval, csk, brass, tin-plate		11	C	each
3742	Switch, push button, SW7	SK.8233-270	1	C	"
3743	Switch, rotary, SW1	SK.8233-167	1	C	"
3744	Switch, rotary, SW5	SK.8233-166	1	C	"
3745	Switch, rotary, SW8	SK.8233-628	1	C	"
—	Switch, Type 152	Reference 10F/10338		2	—	—
—	Switch, Type 975	Reference 10F/1211		2	—	—
3739	Transformer, TR1	SK.8918-98	1	B	each

RESTRICTED

RESTRICTED

AIRCRAFT INSTRUMENT TEST EQUIPMENT, TOOLS, ACCESSORIES AND UNIT SERVICING SPARES

SECTION 6C—cont.

1	2	3	4	5	6	7
	TEST SETS—cont.					
	Zero reader flight director, Type ZL.2—cont.					
	Spares—cont.					
1196	Voltmeter		1	A	each
1180	Washer, securing instrument panel		11	C	"
2112	TEST TROLLEY, pressurisation, portable, Type HPH	TE.640	1	A	"
	TEST UNITS:—					
994	Aircraft dead reckoning instrument system			A	"
	Spares:—					
1688	Cable, form No. 8	Naval aviation only		1	A	"
—	Carrier, fuse	Reference 10H/0590101		1	—	—
1951	Contact, "B" sub-assy.	For cam	IN.25702	2	C	each
1952	Counter, veeeder with modification shaft	IN.38174	1	C	"
—	Knob, moulded	Reference 10AK/0970179		5	—	—
—	Lamp, filament, 24 v, 16 w	Reference 5L/9953202		1	—	—
—	Lampholder, small bayonet	Reference 5CX/2783		1	—	—
—	Link, fuse	Reference 10H/0590112		1	—	—
—	Motor, electric, driving 24 v	Reference 5UD/4315		1	—	—
—	Capacitor, fixed, paper dielectric, tubular metal case, 0.5 mfd.	Reference 10C/0115262		1	—	—
1950	Contact, "A" sub-assy.		2	C	each
—	Governor, constant speed, S/A	Reference 9/4030		1	—	—
—	Resistor, fixed, w/w., vitreous enamelled, 47 ohms, 4½ W.	Reference 10W/9243065		1	—	—
—	Resistor, fixed, 68 ohms	Reference 10W/0243801		1	—	—
—	Motor, repeater, Desynn type, 16 D.E.	Reference 5UD/6239		2	—	—
1944	Plug	Belling Lee, Type L.378/3		17	C	each
—	Plug, sealed, M4, fixed female shell, 35 v, 19 a., 2 pole.	Reference 10H/0560050		2	—	—
1945	Potentiometer, 23.5 ohms, 1.5 a	Berco, Type T.50	2	C	each
—	Resistor, Atmite	Reference 6B/467		4	—	—

RESTRICTED

157

RESTRICTED

A/L. 157

AIRCRAFT INSTRUMENT TEST EQUIPMENT, TOOLS, ACCESSORIES AND UNIT SERVICING SPARES

SECTION 6C—cont.

1	2	3	4	5	6	7
	TEST UNITS—cont.					
	Aircraft dead reckoning instrument system—cont.					
	Spares—cont.					
—	Socket	Reference 10H/9113894		17	—	—
—	Socket, sealed, M4, fixed female shell, 18 pole	Reference 10H/0560370		1	—	—
1953	Spring, tension	Roller to disc	IN.25725	1	C	each
—	Strip, connection	Reference 10G/13084		3	—	—
1946	Switch, double wafer, 6 pole	IN.25703	1	C	each
	Switches, single wafer:—					
1947	3 pole	IN.25704/1	2	C	"
1948	3 pole	IN.25704/2	1	C	"
1949	4 pole	IN.25705	1	C	"
—	Switch, toggle, single pole	Reference 10F/0510578		2	—	—
—	Switch, toggle, single pole	Reference 10F/0510501		1	—	—
—	Transmitter, commutator, Type 1A	Reference 6B/2915		1	—	—
—	Voltmeter, M.C., 0-40 v	Reference 5Q/1693		1	—	—
2146	Channel balancing	Smiths' A/P, Mark 10	613/2/TE		A	each
2153	Channel balancing	Smiths' A/P, SEP.2	613/1/TE		A	"
3154	Pressure/vacuum	A.6100		A	"
874	Transmitter	For testing Type M transmission systems			A	"
	TESTERS:—					
2341	Bearing, friction, c/w adaptors	Naval aviation only	TID/24	1	A	"
2019	Capsule, operation		1	A	"
	Spares:—					
—	Washer, piston	Ref. No. 2394		1	—	—
2127 470	Desynn No. 2	For testing all types of "Desynn" transmitters and indicators. Complete with leads, test assembly (Ref. No. 873) and cases, transit, teak			B	each
	Accessories:—					
636	Case, transit	Teak. For Ref. No. 470			A	"
	Spares:—	For Ref. No. 470				
—	Knob, Type 41	Reference 10A/12464		1	—	—
873	Lead, test assembly		1	C	each
4493	Meter assy.	FG.627	1	C	"
4492	Potentiometer assy.	FG.1966	1	C	"

RESTRICTED

RESTRICTED
158

AIRCRAFT INSTRUMENT TEST EQUIPMENT, TOOLS, ACCESSORIES AND UNIT SERVICING SPARES

SECTION 6C—cont.

1	2	3	4	5	6	7
	TESTERS—cont.					
	Desynn No. 2—cont.					
	Spares—cont.					
—	Resistor, fixed, composition, Grade 1, non-insulated, 47 ohms.	Reference 10W/0215083		4	—	—
4491	Switch, change-over	STD.565	1	C	each
—	Switch, Type 843	Reference 10F/13176		1	—	—
1155	Differential pressure			A	each
	Accessories:—					
	Chambers, connection:—					
1455	2 terminal			A	"
1649	12 terminal			A	"
	Spares:—	For Ref. Nos. 1455 and 1649				
2726	Bellows, fine adjustment	1540/3	1	A	"
2474	Gasket, sealing door	1356/506	1	C	"
2733	Knob, terminal	For Ref. No. 1649 only	A.1534/513	24	C	"
—	Plug, and socket, A.C.	Reference 10H/24372		1	—	—
—	Plug, 24 v, D.C.	Ref. No. 826		2	—	—
—	Socket, 2-pin, 24 v, D.C.	Reference 10H/24371		1	—	—
—	Transformer	Ref. No. 1691		1	—	—
—	Valve, control	Ref. No. 831		3	—	—
—	Valve, selector	Ref. No. 830		2	—	—
2807	Vibrator, 12 v, A.C.	1600GA	1	C	each
2736	Washer, buzzer plugs	1272/162	2	C	"
2737	Washer, pitot connection	1272/150	1	C	"
2740	Washer, sealing, connector	1356/506	5	C	"
2741	Washer, sealing, terminal	For Ref. No. 1649 only	A.1534/503	12	C	"
	Spares:—					
2728	Cap, blanking	1493/4	4	C	"
2729	Cap, filler	1493/523	2	C	"
2730	Connection, hose	1493/510	4	C	"
2731	Gasket, lower, base to frame	1493/516	1	C	"
2732	Gasket, upper, top cover to frame	1493/517	1	C	"

RESTRICTED

159

RESTRICTED

AIRCRAFT INSTRUMENT TEST EQUIPMENT, TOOLS, ACCESSORIES AND UNIT SERVICING SPARES

SECTION 6C—cont.

1	2	3	4	5	6	7
	TESTERS—cont.					
	Differential pressure—cont.					
	Spares—cont.					
2734	Screw, cap, unbrako, 2BA × $\frac{3}{8}$ in. long ..	Base to frame		6	C	each
2735	Screw, socket, csk, unbrako, 2BA × $\frac{3}{8}$ in. long	Plunger sleeve and top cover		11	C	"
2738	Washer, sealing	Plunger sleeve to main frame	1493/508	2	C	"
2739	Washer, sealing	For filler plugs and connections	1493/513	6	C	"
1445	Differential pressure, vacuum chamber	Naval aviation only			A	"
	Accessories:—					
1446	Panel, control			A	"
3728	Transformer	Input, 200/250 V. Output 2 amps at 4, 8 and 12 volts.	Gents Fig. 1140	1	A	"
1232	Drift input	For Ground position indicators, Marks 4, 4a, and 5. For use with Ref. No. 994.			A	"
	Spares:—					
—	Knob, moulded	Reference 10AK/0970181		1	—	—
—	Plug, sealed, M4, fixed female shell, 350 v, 5 amp, 3-pole.	Reference 10H/0560060		1	—	—
—	Resistor, fixed, composition, grade 1, insulated, 15K, $\frac{1}{2}$ w.	Reference 10W/0219725		1	—	—
—	Signal, Aysynn Synchro, Type A	Code 400/1, 26 v. Ref. No. 1954		1	—	—
—	Socket, sealed, M4, fixed female shell, 350 v, 5 amp, 6-pole.	Reference 10H/0560260		1	—	—
—	Switch, push, S.P. on-off, Type 1290	Reference 10F/1786		1	—	—
—	Switch, S.P. on-off, Type 152	Reference 10F/10338		1	—	—
1955	Transformer sub-assembly	Sperry No. SK.8905/15.	1	C	each
—	Voltmeter, rectifier, 0-5 v, A.C.	Reference 5Q/10836		1	—	—
2195	Flow, 0-2 litres/min. Air		1	A	each
1203	Ground speed transmission, Type M			A	"
	Spares:—					
—	Cap, fuse holder	Reference 10H/18586		1	—	—
1204	Counter, reset, 5 drum		1	C	each
—	Fuse, Type 146	Reference 10H/18579		1	—	—

RESTRICTED

160

RESTRICTED

AIRCRAFT INSTRUMENT TEST EQUIPMENT, TOOLS, ACCESSORIES AND UNIT SERVICING SPARES

SECTION 6C—cont.

1	2	3	4	5	6	7
	TESTERS—cont.					
	Ground speed transmission, Type M—cont.					
	Spares—cont.					
1205	Gear, 96 teeth		1	C	each
—	Holder, fuse, Type 102	Reference 10H/18585		1	—	—
—	Motor, repeater	Reference 6B/1845		1	—	—
—	Plug, sealed, M4, fixed, female shell, 5 amp	Reference 10H/0560080		1	—	—
—	Plug, sealed, M4, fixed, female shell, 19 amp	Reference 10H/0560050		1	—	—
—	Switch, Type 152	Reference 10F/10338		1	—	—
1014	Indicator, rate of climb		—	A	each
	Spares:—					
4739	Filter, air, filling connection	1362/550	1	C	"
4740	Filter, inlet connection	1362/552	1	C	"
4734	Gasket, cistern	1424/535	1	C	"
4737	Nut, gland	1424/513	1	C	"
4736	Ring, pressure	1424/512	1	C	"
4738	Tube, glass	1424/510	1	C	"
4741	Washer, scaling, inlet connection	1362/523	1	C	"
4735	Washer, sealing tube (lower)	1424/511	1	C	"
2047	Indicator, rate of climb	1819	—	A	"
	Accessories:—					
4488	Spanner, peg	For Ref. Nos. 1014 and 2047	D.5015	1	B	"
	Indicator, rate of climb:—	C/w timing device				
2393	115 V, 60 cycles	Naval aviation only	1952	—	A	"
1306	230 V, 50 cycles per second	A.C. supply. Naval aviation only		—	A	"
2090	Instrument leak, Mark 1B		1	A	"
3400	Oxygen demand system	1100K.000	—	A	"
779	Oxygen economiser, Mark 3	For ground testing		1	A	"
	Spares:—					
—	Clip, Type 3	Reference 10H/3371		2	—	—
791	Stop, ball, upper, indicator		1	C	each
	Tube, adaptor:—	With bayonet socket connection				
	Consisting of:—					
—	Plug, bayonet union, Mark 4	Reference 6D/526		1	—	—

RESTRICTED

RESTRICTED

57

AIRCRAFT INSTRUMENT TEST EQUIPMENT, TOOLS, ACCESSORIES AND UNIT SERVICING SPARES

SECTION 6C—cont.

1	2	3	4	5	6	7
	TESTERS—cont.					
	Oxygen economiser, Mark 3—cont.	For ground testing				
	Spares—cont.					
	Tube, adaptor—cont.	With bayonet socket connection				
	Consisting of—cont.					
—	Socket, bayonet union, Mark 4B	Reference 6D/1300		1	—	—
—	Tubing, flexible, low pressure, oxygen, Mark 4*	Reference 6D/1220		1	—	—
	Tube, adaptor	With quick release connection				
	Consisting of:—			1	—	—
—	Grip	Reference 6D/1102		1	—	—
—	Plug, quick release, Mark 1	Reference 6D/605		1	—	—
—	Socket, bayonet union, Mark 4B	Reference 6D/1300		1	—	—
—	Tubing, flexible, low pressure, oxygen, Mark 4*	Reference 6D/1220		1	C	each
794	Washer, rubber, bayonet connection	0.75 in. o/d × 0.60 in. i/d × 1/8 in. thick. Shore hardness 60°-62°.		1	—	—
—	Tube, rubber jointing	1/4 in. o/d × 1/8 in. × 3/8 in. lg		1	C	each
792	Washer, joint	For upper ball stops of indicator		1	C	"
793	Washer, joint, rubber	Between indicator flow valve and indicator			A	"
2203	Oxygen flow		Normalair TE.610			
	Accessories:—					
3319	Case, carrying			1	A	"
3132	Pressure	For Marks 1 to 8 Emergency oxygen sets	GA.1780		A	"
4140	Pressure vacuum system	Naval aviation only	1858		A	"
2783	R.P.M. master	Buccaneer. Naval aviation only			A	"
4186	Safety trip circuit components	Naval aviation only	RE.1207		A	"
2342	Synchro torque, c/w adaptors	Naval aviation only	TID/28	1	A	"
	Tachometer, dual:—	C/w adaptors, tuning fork and load mat				
2392	115 V, 60 cycles	Naval aviation only	Bryans 20025		A	"
	Components:—					
2652	Basic unit		20028/1	1	A	"
2653	Fork, tuning		20030	1	A	"
2391	250 V, 50 cycles	Naval aviation only	Bryans 20025		A	"
	Accessories:—	For Ref. Nos. 2391 and 2392				
2655	Adaptor, gearbox	Ratio 1: 0.415	20029	1	A	"

RESTRICTED

162

RESTRICTED

AIRCRAFT INSTRUMENT TEST EQUIPMENT, TOOLS, ACCESSORIES AND UNIT SERVICING SPARES

SECTION 6C—cont.

1	2	3	4	5	6	7
	TESTERS—cont.					
	Tachometer, dual—cont.					
	250 V, 50 cycles—cont.					
	Accessories—cont.					
2656	Adaptor, gearbox	Ratio 1: 0.44	20045	1	A	each
2657	Adaptor, gearbox	Ratio 1: 0.5692	20046	1	A	"
2654	Adaptor, gearbox	Ratio 1: 8	1396	1	A	"
	Spares:—	For Ref. Nos. 2391 and 2392				
2273	Bearing, Hoffman, angular, contact	$\frac{3}{8}$ in. \times $1\frac{1}{2}$ in. \times $\frac{1}{8}$ in.	MS3/AC	1	C	"
2258	Belt, motor to gearbox	1426/563	1	C	"
2257	Gear, input	1562/504	1	C	"
2256	Gear, output	1562/505	1	C	"
3000	230 V, 50 cycles	C/w tuning fork, stowage case and adaptors	E.20048	1	A	"
	Comprising:—					
3001	Basic unit	20025/1	1	A	"
3003	Case, stowage, c/w adaptors	20025/11	1	A	"
3002	Fork, tuning	1998	1	A	"

RESTRICTED

RESTRICTED
162A

AIRCRAFT INSTRUMENT TEST EQUIPMENT, TOOLS, ACCESSORIES AND UNIT SERVICING SPARES

SECTION 6C—cont.

1	2	3	4	5	6	7
	TEST UNITS—cont.					
	Tachometers, dual—cont.					
	230 v, 50 cycles—cont.					
	Accessories:—	C/w tuning fork, stowage case and adaptors For Ref. No. 3000				
3123	Adaptor	For use with R.P.M. generator and indicator ..	1367	1	A	each
3176	Adaptor, tacho-generator	Comet. Britannia		1	A	"
	Spares:—					
3005	Adaptor	Strobe image ratio 1:2	B.1388/GA	1	C	"
3011	Adaptor, drive	S.S. and S. Chronometric.. .. .	1322/GA	1	C	"
3010	Adaptor, drive		B.1558/GA	1	C	"
3009	Adaptor, drive	For use with generators	B.1320/GA	1	C	"
3007	Adaptor, gearbox	Ratio 1:0.4	B.20047/GA	1	A	"
3004	Adaptor, gearbox	Strobe image ratio 1:1 or 1:4	B.1387/GA	1	A	"
—	Bearing, ball, gearbox, input/output shaft, top	Reference 2A/9500382		6	—	—
—	Bearing, ball, gearbox, output shaft, bottom ..	Reference 2A/8059227		2	—	—
3797	Belt, driving		B.1426/563	2	C	each
3013	Cable, mains	Part of Ref. No. 3003	20025/533	1	A	"
3012	Cable, output	Part of Ref. No. 3003	20025/532	1	A	"
—	Capacitor, 0-1 mfd., 350 v	Reference 10C/0119838		2	—	—
—	Capacitor, 2 mfd., 350 v, D.C. ±20%	Reference 10C/9706165		2	—	—
—	Capacitor, 16-16 mfd.	Reference 10C/21046		1	—	—
3810	Case, stowage, empty		A.20025/505	1	B	each
3803	Clip, spring, gearbox output shaft		A.1386/638	1	C	"
3792	Coupling, variator to gearbox		A.20025/518	2	C	"
3808	Foot, rubber, $\frac{3}{8}$ in. dia	For tuning fork assembly	D.1998/GA-16	4	C	"
3798	Foot, rubber, $1\frac{1}{4}$ in. dia, 1 in. lg, $\frac{1}{4}$ in. dia hole	For tachometer tester	E.20025/1-37	4	C	"
3790	Gear assy. bevel	Controlling Kopp variator	C.20025/8	2	B	"
3802	Gearbox assy.		D.20025/7	2	A	"
—	Generator (3 fixing screws)	Ref. No. 1882		1	—	—
—	Holder, valve	Reference 10F/0560031		2	—	—
3791	Knob, speed control		A.20025/3	2	C	each
3811	Lamp, neontron		D.20025/7-23	2	B	"
—	Lamp, 24 v, 1 w. clear, L.E.S. cap	Reference 5L/9951906		1	—	—

RESTRICTED

163

RESTRICTED

AIRCRAFT INSTRUMENT TEST EQUIPMENT, TOOLS, ACCESSORIES AND UNIT SERVICING SPARES

SECTION 6C—cont.

1	2	3	4	5	6	7
	THERMOCOUPERS, Jetcal:—					
1684	28 V, D.C. supply	For use on aircraft carriers only			A	each
1683	230 V, A.C., 50 cycles	For use on Naval airstations only			A	"
	Accessories:—	For Ref. Nos. 1684 and 1683				
2300	Case, storage	For Power leads. Naval aviation only	Bryans, 1871	1	A	"
4576	Trolley	Naval aviation only	1706	1	A	"
	Spares:—	For Ref. Nos. 1683 and 1684. Naval aviation only				
2319	Adaptor, "Jetcal"		BH.1278/BR	1	C	"
1824	Boc, junction		1651	1	A	"
1825	Box, switch		1657	1	A	"
	Cable assemblies:—					
1827	Check		1632/6	1	A	"
1826	Heater		1632/5	1	A	"
1822	Cable, 0.216 ohms		1632/14	1	A	"
1828	Galvanometer			1	A	"
2390	Lead, extension, "Jetcal"		Bryans 1686		A	set
	Heater, probe:—					
3621	Standard		1649F	1	A	each
1814	Tester		1654/GA	1	A	"
	Resistors, special:—					
1815	3.38 ohms		1632/26	1	C	"
1816	7.78 ohms		1632/27	1	C	"
1817	9.78 ohms		1632/28	1	C	"
1818	12.38 ohms		1632/29	1	C	"
1819	19.78 ohms		1632/30	1	C	"
1820	21.78 ohms		1632/31	1	C	"
1821	24.78 ohms		1632/32	1	C	"
1823	Rheostat, 30,000/1,500 ohms		CLR/4048/47	1	C	"
1961	Socket		CZ.84768	1	C	"
1962	Socket		CZ.84769	1	C	"
1885	Switch, D.P.C.O.	For Ref. No. 1684	Painton 501085.		C	"
1883	Switch, press		Painton 501406		C	"

RESTRICTED

RESTRICTED

AIRCRAFT INSTRUMENT TEST EQUIPMENT, TOOLS, ACCESSORIES AND UNIT SERVICING SPARES

SECTION 6C—cont.

1	2	3	4	5	6	7
	THERMOCOUPERS, Jetcal—cont. 230 V, A.C., 50 cycles—cont. Spares—cont.					
1884	Switch, rotary (Painton-Winkler)	For Ref. Nos. 1683 and 1684. Naval aviation only	AN/IP/12/1B		C	each
	THERMOMETERS:—					
9432886	Cylindrical	0°–100°F. Mercury, 12 in. brass cased. For testing temperature of bulk petrol installations.			B	"
3522	Gas calorimeter, inlet type		10170	1	B	"
94	Index, Type B	100°–600°C. c/w sheath, 10 ft. capillary, 6 in. dial			B	"
	Accessories:—					
95	Sheath			B	"
	Spares:—					
4535	Flange, mounting		1	C	"
9432934	Precision	0°–200° C. Mercury. In protective sheath. For testing oil temperature and radiator thermo- meters and glycol. C/w case, transit.			C	"
	Accessories:—					
659	Case, transit			C	"
3133	'Thermophil', electronic	C/w probe and carrying case	4412		A	"
	Accessories:—					
4501	Probe, metal, right angle	H.11A	1	C	"
2399	TIMER, interval	Naval aviation only	Ericson 10SC	1	A	"
2786	TOOL ASSEMBLY, motor pinion circlip	Naval aviation only	NT.8142		A	"
	TOOLS:—					
4537	Adjusting, for electric power switch	Wasp (hydraulic power pack). Naval aviation only	A/EL/CR/8	1	A	"
4093	Insertion, solenoid and relay valve guide	} Naval aviation only	CHA.113980		A	"
4091	Insertion, stroke restrictor		CH.113978		A	"
	Overhaul:—		Naval aviation only. For Automatic Pilot, Mk. 19			
4527	Adjustment and locking	450/1624	1	A	"

RESTRICTED

RESTRICTED

AIRCRAFT INSTRUMENT TEST EQUIPMENT, TOOLS, ACCESSORIES AND UNIT SERVICING SPARES

SECTION 6C—cont.

1	2	3	4	5	6	7
	TOOLS—cont.					
	Overhaul—cont.	Naval aviation only. For Automatic Pilot, Mark 19.				
4526	Fixture holding	450/1589	1	A	each
4528	Jig, motor test	1597/1072	1	A	"
4547	Test set, chassis	TG.1713	1	A	"
4097	Ram, insertion	Naval aviation only	CH.441-035	—	A	"
3093	Recocking	ST.5119	—	A	"
4102	Rivet	{ Naval aviation only	CH.441-042	—	A	"
4087	Rivet, pick-off lever assy.	CH.113964	—	A	"
2192	Trimming	Smith/Waymouth uncompensated and Type 1 fuel contents gauges.	QC.112	—	B	"
	TRANSMITTERS:—					
2147	Pressure	1922/1	1	A	"
3408	Pressure (for use with Skydrol type fluid)	V.C.10. Item identical with Ref. No. 2147, but once used with Skydrol it is contaminated and not to be used again with any other fluid.	1922/1	—	A	"
	Spares:—	For Ref. Nos. 2147 and 3408 unless otherwise stated.				
5187	Bearing, ball, $\frac{1}{8}$ in. diam.		1	C	"
5171	Bellows assembly	1680/1	1	B	"
5165	Plate, top	1680/503	1	B	"
—	Plug, protection	Reference 28R/9014826		1	—	—
2865	Ring, sealing (bellows to body)	For Ref. No. 2147 only	1680/511	1	C	each
5048	Ring, sealing (bellows to body)	For Ref. No. 3408 only	A20238/503	1	C	"
2866	Ring, sealing (top to bellows)	For Ref. No. 2147 only	1680/512	1	C	"
5047	Ring, sealing (top to bellows)	For Ref. No. 3408 only	A.20238/502	1	C	"
5186	Screw, Allen, cap $\frac{3}{8}$ in. \times $2\frac{1}{2}$ in.		11	C	"
5168	Screw, primary	1680/505	1	C	"
5170	Washer	1680/507	1	C	"
3773	Washer, $\frac{1}{8}$ in., B.S.P.	For Ref. No. 2147 only	1287/183	—	C	"
5166	Washer, sealing, top	1680/510	1	C	"
2091	Pressure, split body type	Naval aviation only	1922/G.A.S.	1	A	"

RESTRICTED

RESTRICTED

AIRCRAFT INSTRUMENT TEST EQUIPMENT, TOOLS, ACCESSORIES AND UNIT SERVICING SPARES
SECTION 6C—cont.

1	2	3	4	5	6	7
	TRANSMITTERS—cont.					
	Pressure, split body type—cont.					
	Accessories:—	For Ref. Nos. 2147 and 2091.				
2096	Adaptor, $\frac{1}{8}$ in. B.S.P.	1617/7	I	C	each
2094	Adaptor, $\frac{1}{4}$ in. B.S.P.	1617/6	I	C	"
2095	Adaptor, $\frac{5}{8}$ in. B.S.P.	1680/3	I	C	"
2139	Adaptor, gauge, $\frac{1}{4}$ in. B.S.P. female	A.1617/2	I	C	"
2140	Adaptor, gauge, $\frac{1}{4}$ in. B.S.P., right angle	A.1680/8	I	C	"
2142	Adaptor, gauge, $\frac{3}{8}$ in. B.S.P.	A.1680/9	I	B	"
2141	Case, storage		I	C	"
2093	Connector	1617/520	I	C	"
	Spares:—	For Ref. No. 2091. Naval aviation only.				
—	Ring, sealing	Ref. No. 2865		I	—	—
—	Ring, sealing	Ref. No. 2866		I	—	—
1015	TUBE, suction	For testing Regulators, oxygen, Type D.1		—	C	each
	VALVES:—					
1133	Control	} For testing pressure and suction instruments.	B.1100/1-6	—	C	"
2097	Control			I	B	"
3050	Pressure control, c/w $\frac{1}{4}$ in. B.S.P. adaptors	For use with oxygen	Type P86/ERZ	—	A	"
3225	Shut off, $\frac{1}{4}$ in. B.S.P.	For liquid oxygen test rig	W.50808 AB	—	B	"
1956	VESSEL, leak testing , c/w vessel cover and instrument support.	Naval aviation only		—	A	"

RESTRICTED

167A

RESTRICTED

AIRCRAFT INSTRUMENT TEST EQUIPMENT, TOOLS, ACCESSORIES AND UNIT SERVICING SPARES

SECTION 6C—cont.

1	2	3	4	5	6	7
	TOOLS AND TEST EQUIPMENT					
		(For issue to Repair Depots only)				
		Naval aviation only				
	ACCELEROMETER:—					
	Accessories:—					
1988	Adaptor set	A.K.169/1	A	each
1982	Bearing, pusher	8048	A	"
1987	Centrifuge unit	A.K.141/1	A	"
1983	Clip, retaining	8771	C	"
1981	Holder, mechanism	8596	A	"
1984	Test fixture, calibration	8579	A	"
1986	Test fixture, damping	12198	A	"
1985	Test weight set, calibration	8601	A	"
	AIR MILEAGE UNIT:—					
	Consisting of:—					
—	Device, counting	Ref. No. 472	—	—
	Fixtures:—					
550	Ballrace assembly	TN.17664	A	each
552	Bearing, plate riveting	TN.17486	A	"
543	Diaphragm assembly	TN.17624	A	"
548	Drilling assembly	TN.17492	A	"
549	Fan, output test	TN.17640	A	"
547	Fan unit, static balancing	TN.17764	A	"
551	Gear assembly, drilling	{ TN.17558	A	"
				{ TN.17490		
				{ TN.17491		
575	Holding		A	"
545	Leak test	TN.17641	A	"
544	Screw setting	TN.17783	A	"
546	Stand assembly	TN.17653	A	"
610	Stroboscope, portable		A	"
—	Sylphon	Ref. No. 474	—	—

RESTRICTED

RESTRICTED

AIRCRAFT INSTRUMENT TEST EQUIPMENT, TOOLS, ACCESSORIES AND UNIT SERVICING SPARES

SECTION 6C—cont.

1	2	3	4	5	6	7	
	TOOLS AND TEST EQUIPMENT—cont.						
	(For issue to Repair Depots only)						
	AIR MILEAGE UNIT:—						
	Consisting of:—						
—	Device, counting	Ref. No. 742			—	—	
—	Device, timing	Ref. No. 992			—	—	
985	Fixture, relay testing			1	A each	
	Stands:—						
986	Accuracy testing			1	A "	
987	Dismantling and assembling			1	A "	
—	Stroboscope, portable	Ref. No. 610			—	—	
—	Sylphon	Ref. No. 474			—	—	
988	Tester, fan output			1	A each	
	ALTIMETER:—						
	Consisting of:—						
—	Battery, secondary, lead-acid	Reference 5J/9101530 12 v, 15 a.h., Type C			1	—	
—	Bell, trembler, 3½ to 4 v	Reference 5A/45			1	—	
236	Chamber, vacuum	Square type, Low pressure			1	A each	
—	Push, bell, circular	Reference 5A/416			1	—	
50	Reservoir			1	A each	
—	Trolley, servicing, instrument and automatic pilot testing, Mark 1B.	Reference 4F/1856			1	—	
	AUTOMATIC PILOT, Mark 11:—						
	Accessories:—						
1692	Adaptor, test	Naval aviation only			1	A each	
	Tools:—						
1377	Amplifier unit, plug set	C/w test fixture	9002-311		A	"	
1378	Amplifier, valve	C/w test fixture	9002-312		A	"	
1428	Block assembly	9002-341		A	"	
1656	Bracket, instrument		1	A	"	
1401	Contact	Dummy	9002-164		A	"	

RESTRICTED

RESTRICTED
170

AIRCRAFT INSTRUMENT TEST EQUIPMENT, TOOLS, ACCESSORIES AND UNIT SERVICING SPARES

SECTION 6C—cont.

1	2	3	4	5	6	7
TOOLS AND TEST EQUIPMENT—cont.						
(For issue to Repair Depots only)						
AUTOMATIC PILOT, Mark 11—cont.		Naval aviation only.				
Tools—cont.						
Fixtures:—						
1386	Altitude control pick-off assembly test	9002-317		A	each
1385	Altitude control, Type A, test	9002-316		A	"
1628	Calibration, potentiometer	S.K.9002-304	1	A	"
1994	Contact, checking	9002-373	1	A	"
1380	Controller, pilot and navigator, test	9002-313		A	"
2230	Hydraulic unit, test	9002-380	1	A	"
1996	Valve, block milling	9002-374	1	A	"
1387	Junction box	Modified with suitable erection transformer ..	9002-318		A	"
1397	Key, hexagon	9002-322		A	"
1989	Mandrel, hollow	9002-371	1	A	"
1997	Rig, axis valve, air test	9002-375	1	A	"
2217	Rig, axis valve, block, oil test	9002-378	1	A	"
1998	Rig, cut-off valve, air test	9002-376	1	A	"
2222	Rig, cut-off valve, block test	9002-379	1	A	"
2216	Rig, pilot valve, air test	9002-377	1	A	"
Spanners:—						
1991	Box	9002-372	1	A	"
1430	Pin	9002-343		A	"
1429	Special tube	9002-342		A	"
COMPASS, D.R.:—						
Consisting of:—						
536	Fixture, inner frame balancing	TN.128063	1	A	"
485	Fixture, testing transmitter	Spring Setting (Part 1) and Operation Check (Part 2).		1	A	"
541	Magnetometer, Type 9110		1	A	"
—	Oscilloscope, Type 10	Reference 10SB/180			—	—
538	Pick-up, standard gramophone crystal		1	C	each
482	Rocking table, gyro		4	A	"

RESTRICTED

RESTRICTED
171

AIRCRAFT INSTRUMENT TEST EQUIPMENT, TOOLS, ACCESSORIES AND UNIT SERVICING SPARES

SECTION 6C—cont.

1	2	3	4	5	6	7
TOOLS AND TEST EQUIPMENT—cont.						
(For issue to Repair Depots only)						
	COMPASS, D.R.—cont.					
	Consisting of—cont.					
481	Rocking table, M.U.		4	A	each
483	Rocking and rotating table		2	A	"
494	Set, V.S.C., lining up		1	A	"
484	Stand, balance, magnetic element		1	A	"
534	Stand, master unit, verticality test		1	A	"
480	Stand, swinging		3	A	"
—	Stroboscope		1	A	"
—	Strubotac, Type 631/BS.8	Portable, Ref. No. 610. Alternative to Strubotac, 631/BS.8, Reference 106C/376.	1	—	—
497	Test set, D.R.C., repeated universal	Reference 106C/376	1	A	each
486	Test set, frame motor		1	A	"
604	Test set, heading, indicator transmitter timing	For testing time and sequence contracts through cam notation.	1	A	"
489	Test set, magnetic element, pivot friction		1	A	"
487	Test set, rotary converter		1	A	"
496	Test set, V.S.C., final		1	A	"
495	Test set, V.S.C., impulse mechanism		1	A	"
493	Tester, M.U. input		1	A	"
605	Tester, torque heading, indicator transmitter	For time and sequence contact springs	1	A	"
490	Verticality jig, magnetic element		1	A	"
	Tools:—					
492	Gramme gauge	Set consisting of:— Gauges 0-60 grms. 0-100 grms. 50-400 grms. 100-500 grms.	1	A	set
535	Insertion, gyro stator, bearing cup		1	B	each
532	Jig, magnetic element assembly, No. 1		1	C	"
533	Jig, magnetic element assembly, No. 2		1	A	"
539	Oven, electrically heated	50° C. 230 Volt, A.C. C/w case, transit	1	A	"

RESTRICTED

RESTRICTED
172

TN.128305
TN.128459

AIRCRAFT INSTRUMENT TEST EQUIPMENT, TOOLS, ACCESSORIES AND UNIT SERVICING SPARES

SECTION 6C—cont.

1	2	3	4	5	6	7
	TOOLS AND TEST EQUIPMENT—cont. (For issue to Repair Depots only)					
	COMPASS, D.R.—cont.					
	Tools—cont.					
	Oven electrically heated—cont.					
	Spares:—					
980	Case, transit			1	B each
488	Spanner, weight, gyro tail	TN.128072	6	A	"
	COMPASSES, G4B and G4F:—	Naval aviation only				
	Consisting of:—					
1187	Block, brush setting		1	B	"
943	Can, cover, gyro unit	With transparent panel. For viewing gyro during calibration.	1	B	"
	Extractors:—					
920	Bearing	For vertical ring and large bezel	1	B	"
921	Bearing	For gyro rotor bearings	1	B	"
929	Bearing	For front bezel small bearing on gyro unit	1	B	"
926	Flange, contact	For removing flange contacts on gyro unit	1	B	"
927	Precession, coil	For removing precession coil cups on gyro unit	1	B	"
	Fixtures:—					
934	Assembly	For assembling gyro unit front bezel	1	A	"
930	Balancing	For checking balance of Selsyn Card and bevel gear on gyro unit.	1	A	"
1186	Balancing	For balancing rotor assembly	1	A	"
931	Balancing and assembly	For vertical ring and gyro	1	A	"
954	Control panel test	For checking wiring and switching on control	1	A	"
1185	Corrector, network and links testing	Complete with case	1	A	"
951	Data, selsyn	Complete with case	1	A	"
1188	Gear box setting	1	A	"
932	Holding	For vertical ring and gyro assembled	1	A	"
950	Master, indicator test	C/w case. For final test of complete master indicator.	1	A	"
1184	Precession, and follow up amplifier test	1	A	"
949	Precession rate checking	Complete with case	1	A	"

RESTRICTED

RESTRICTED
173

AIRCRAFT INSTRUMENT TEST EQUIPMENT, TOOLS, ACCESSORIES AND UNIT SERVICING SPARES

SECTION 6C—cont.

1	2	3	4	5	6	7
	TOOLS AND TEST EQUIPMENT—cont.					
	(For issue to Repair Depots only)					
	COMPASSES, G4B and G4F—cont.	Naval aviation only				
	Consisting of—cont.					
	Fixtures—cont.					
946	Running in, gyro unit	For friction test of rotor		1	A	each
958	Setting, gyro unit bevelling switch	For determining correct setting position of levelling switch.		1	A	"
948	Signal, selsyn	For checking detector unit		1	A	"
942	Gauge, calibration	For testing erection rate of gyro unit		1	B	"
959	Indicator, torque dynamometer	For unit front bezel assembly		1	A	"
937	Key, setting, gyro unit card	For setting gyro unit card on null heading		1	B	"
947	Simulator, detector unit	C/w case. Standard detector unit for bench tests		1	A	"
	Spanners:—					
939	Adjusting	For adjusting damping disc on master indicator		1	B	"
1183	Locking		1	B	"
925	Locknut	For locknuts of vertical ring and gyro		1	B	"
935	Locknut	For switch linkage on gyro unit		1	B	"
936	Locknut	For selsyn small bearing housing on gyro unit		1	B	"
938	Rotor nut	For bearing clamp nut on master indicator		1	B	"
1189	Stand, calibration fixtures		1	A	"
1190	Stand, gear box assembly		1	A	"
945	Tester, continuity, detector unit	C/w cable assemblies. For checking continuity of detector unit windings.		1	A	"
928	Tool, pressing in	For securing precession coil cups in gimbal ring casting.		1	B	"
944	Turntable, detector unit	For precession rotation of detector unit during bench calibration.		1	A	"
933	Weight, balance	4 grms. For balancing gyro		1	B	"
941	Weights, brush pressure, step by step transmitter	1, 1½ oz. and 1-2 oz. For setting brush pressure		1	B	set
924	Wrench, pin	For bearing caps of vertical ring and gyro		1	B	each

RESTRICTED

RESTRICTED
174

AIRCRAFT INSTRUMENT TEST EQUIPMENT, TOOLS, ACCESSORIES AND UNIT SERVICING SPARES

SECTION 6C—cont.

1	2	3	4	5	6	7
	TOOLS AND TEST EQUIPMENT—cont. (For issue to Repair Depots only)					
	COMPASS, magnetic:—					
	Consisting of:—					
742	Apparatus, tension checking	For suspension spring	CD(A) 2798	1	B	each
722	Jig, alignment checking	For compass, Type P.12. (Reference 6B/1673) ..	CD(A) 2796	1	B	"
745	Jig, alignment checking	For azimuth circles	CD(A) 2799	1	B	"
731	Sighting vane, large	CD(A) 2778	1	B	"
732	Sighting vane, small	CD(A) 2779	1	B	"
736	Table, tilting	For testing aircraft compasses	CD(M) 1776	1	B	"
739	Turntable	For testing aircraft compasses	CD(M) 1433	1	B	"
	Accessories:—					
730	Sight frame	For turntable. Ref. No. 739 only	CD(M) 1440	1	B	"
	Tools:—					
719	Device, sylphon, expanding	For compass, magnetic, observer's. Type O.6A. (Reference 6B/1248).			B	"
743	Device, sylphon, expanding	For compasses, magnetic, pilot's Types P.11 and P.12. Reference 6B/1672 and 1673.	CD(A) 2803	1	B	"
744	Device, magnet system	For remagnetising and ageing	CD(A) 2804	1	B	"
720	Funnel, compass filling	CD(A) 2784	1	C	"
737	Gaskets seating	CD(A) 2781	1	B	"
721	Gauge, depth	For aircraft compass	CD(A) 2788	1	C	"
723	Jig, card drilling	For aircraft compass (O.2 and O.2A)	CD(A) 2787	1	B	"
724	Jig, card drilling	For compass, magnetic, observer's Type O.6A. Reference 6B/1248.	CD(A) 2789	1	B	"
725	Jig, card setting	For compass, magnetic, observer's, Type O.6A. Reference 6B/1248.	CD(A) 2793	1	B	"
746	Jig, card setting	For compass, Type O.2A	CD(A) 2807	1	B	"
747	Jig, dome nut assembly	With spring clip	CD(A) 2741	1	B	"
726	Jig, flushing, expansion chamber	CD(A) 2785	1	B	"
748	Jig, lubber setting	For compass, Type P.12. Reference 6B/1673 ..	CD(A) 2801	1	B	"
749	Jig, luminous, tube setting	For compass, Type P.12. Reference 6B/1673 ..	CD(A) 2800	1	B	"
750	Jig, sighting, plane aligning	CD(A) 2808	1	B	"
727	Jig, stem setting	For compass, Type P.12. Reference 6B/1673 ..	CD(A) 2795	1	B	"

RESTRICTED

175

RESTRICTED

AIRCRAFT INSTRUMENT TEST EQUIPMENT, TOOLS, ACCESSORIES AND UNIT SERVICING SPARES

SECTION 6C—cont.

1	2	3	4	5	6	7
	TOOLS AND TEST EQUIPMENT—cont.					
	(For issue to Repairs Depots only)					
	COMPASS, magnetic—cont.					
	Tools—cont.					
738	Pivot checking	CD(A) 2791	1	B	each
728	Pliers, pivot assembly	CD(A) 2783	1	B	"
729	Pump	For compass bowl testing	CD(A) 2790	1	B	"
733	Spanner	For magnetic system	CD(A) 2780	1	B	"
735	Support, box	For compass bowls, Types O.2A and P.10	CD(A) 2792	1	B	"
734	Support, dummy	For azimuth circles	CD(A) 2794	1	B	"
751	System, turntable, aligning	CD(A) 2802	1	B	"
740	Wedge, expansion chamber	CD(A) 2782	1	C	"
	FUEL PRESSURISATION SYSTEM:—					
	Consisting of:—					
1689	Flowmeter, Type 125, tube S.600	0.25–25 C.F.M., screwed 1 in. B.S.P.			A	"
1690	Flowmeter, Type 125, tube 0–600	1–10 C.F.M., screwed ¾ in. B.S.P. female			A	"
	GAUGE, boost:—					
	Consisting of:—					
—	Reservoir	Ref. No. 50	2656		—	—
	GAUGE, fuel contents:—					
	Consisting of:—					
—	Gauge, boost, Mark 5H*, fluorescent	Reference 6A/2681			—	—
242	Resistance	15 ohms, 3.3 amp "Berko", variable			C	each
243	Resistance	100 ohms, 4 in. dial "Berko", variable			C	"
—	Switch, tumbler, A.M.	Reference 5CW/623			—	—
244	Tank	For leak test			A	each
245	Voltmeter	0.30 volts D.C.			A	"
—	Voltmeter, moving coil, 0–40 V	Reference 5Q/1693, Switchboard type			—	—

RESTRICTED

RESTRICTED

AIRCRAFT INSTRUMENT TEST EQUIPMENT, TOOLS, ACCESSORIES AND UNIT SERVICING SPARES

SECTION 6C—cont.

1	2	3	4	5	6	7	
	TOOLS AND TEST EQUIPMENT—cont.						
	(For issue to Repair Depots only)						
	GENERAL EQUIPMENT:—						
	Consisting of:—						
560	Comparator		Complete with box of 10 blanks for stencils testing fluorescent dials and pointers.		A	each	
580	Comparator, luminosity		For testing luminous dials and pointers ..		A	"	
	Accessories:—						
	Stencils:—						
912	Compass, magnetic, pilot's, Type P.11 (Reference 6B/1672).			C	"	
913	Compass, magnetic, pilot's, Type P.12 (Reference 6B/1673).			C	"	
900	Directional gyro, Mark 1A (Reference 6A/1209)			C	"	
875	Gauge, boost, Mark 5H* (Reference 6A/2906)			C	"	
895	Gauge, boost, Mark 5M (Reference 6A/2682)			C	"	
876	Gauge, fuel pressure, Mark 7A (Reference 6A/304)			C	"	
878	Gauge, oil pressure, Mark 11E*, 10 ft. cap. (Reference 6A/1175).			C	"	
887	Gauge, pressure, Mark 14H. (Reference 6A/2688)			C	"	
917	Gauge, pressure, high range. (Reference 6D/857)			C	"	
888	Gauge, pressure, Mark 14KK. (Reference 6A/2690).			C	"	
896	Gauge, suction, Mark 2 (Reference 6A/2695)			C	"	
905	Indicator, air speed, Mark 9A* (Reference 6A/1543).			C	"	
915	Indicator, flow, oxygen, Mark 2 (Reference 6D/232).			C	"	
916	Indicator, flow, oxygen, Mark 3A (Reference 6D/1597).			C	"	
902	Indicator, turn and slip, Type B, Mark 1A. (Reference 6A/675).			C	"	
					A/L. 157		

RESTRICTED

177

RESTRICTED

AIRCRAFT INSTRUMENT TEST EQUIPMENT, TOOLS, ACCESSORIES AND UNIT SERVICING SPARES

SECTION 6C—cont.

1	2	3	4	5	6	7	
	TOOLS AND TEST EQUIPMENT—cont.						
	(For issue to Repair Depots only)						
	GENERAL EQUIPMENT—cont.						
	Consisting of—cont.						
	Comparator, luminosity—cont.						
	Accessories—cont.						
	Stencils—cont.						
914	Regulator, oxygen, Mark 11C (Reference 6D/1286).	C each	
911	Repeater, No. 1. (Reference 6B/742)	C "	
892	Thermometer, air temperature, direct reading, Mark 2 (Reference 6A/1981).	C "	
897	Thermometer, air temperature, electrical transmitting, Mark 2A, 24 v (Reference 6A/1476).	C "	
	Introsopes:—	For inspection of oxygen cylinders					
581	Type 2	A "	
582	Type 3 (mod.)	A "	
583	Type 4	A "	
	Accessories:—						
—	Lamp, filament	6 v, 4 w, Reference 5L/9959218. For Ref. Nos. 582 and 583.	1 —	
—	Transformer	230 v, 50 cycles. Reference 5P/2152. For Ref. Nos. 581, 582 and 583.	1 —	
602	Microscope	Binocular type with magnification 20×	A each	
277	Screen, luminising, leaded	Superprotex, 13 in. × 10 in.	A "	
—	Table, gyro instrument test, Mark 4	Ref. No. 790	—	
	Tables, vibrating:—						
651	Mark 2A	C/w electric motor, 220–240 v, ¼ h.p., D.C., Reference 5P/2781, and case, transit.	A "	
595	Mark 3	1 A "	
	Spares:—						
981	Case, transit	For Mark 2A only.	1 B "	
—	Rectifier, Type 30	Reference 5P/2892. For use with Ref. Nos. 651 and 595 where supply is 200/250 v, A.C.	—	

RESTRICTED

RESTRICTED
178

AIRCRAFT INSTRUMENT TEST EQUIPMENT, TOOLS, ACCESSORIES AND UNIT SERVICING SPARES

SECTION 6C—cont.

1	2	3	4	5	6	7
	TOOLS AND TEST EQUIPMENT—cont.					
		(For issue to Repair Depots only)				
	GENERATOR, tachometer:—	Naval aviation only				
	Tools:—					
1336	Bearing, pre-load apparatus	TA.243		A	each
1335	Cover, spline	LT.5556		A	"
1337	Keeper, magnet	LT.3743		A	"
1330	Spanner	LT.746		A	"
1333	Spanner	LT.2869		A	"
1331	Spanner, box, ring locking	LT.1237		A	"
1334	Spanner, screw, ring clamp	LT.2357		A	"
1332	Stand, shaft, magnet	LT.5554		A	"
	HORIZON, artificial, Mark 3:—	Naval aviation only				
	Consisting of:—					
1283	Attachment, drilling	SK.9002-101		A	"
1279	Block, rotor assembly	SK.9002-85		A	"
1267	Cover, dust	SK.9002-43		A	"
	Extractors:—					
—	Bearing	Ref. No. 920			—	—
—	Bearing	Ref. No. 929			—	—
1301	Rotor	For shaft—inner race	SK.9002-11		B	each
	Fixtures:—					
1277	Aligning	For squirrel cage	SK.9002-83		A	"
1300	Balancing	For pointer and bar	SK.9002-49		A	"
1268	Calibration	SK.9002-44		A	"
2263	Erection rate	SK.9002-383	1	A	"
1280	Inclination	For rotor axis	SK.9002-86		A	"
1278	Loading	For rotor bearing	SK.9002-84		A	"
1281	Setting	SK.9002-96		A	"
1275	Setting, indicator	SK.9002-71		A	"
1271	Setting, sky plate	SK.9002-50		A	"
1276	Support	SK.9002-72		A	"
1282	Tool, pressing in	SK.9002-98		A	"

RESTRICTED

RESTRICTED
179

A/L. 157

AIRCRAFT INSTRUMENT TEST EQUIPMENT, TOOLS, ACCESSORIES AND UNIT SERVICING SPARES

SECTION 6C—cont.

1	2	3	4	5	6	7	
	TOOLS AND TEST EQUIPMENT—cont.						
	(For issue to Repair Depots only)						
	HORIZON, artificial, Mark 3—cont.						
	Consisting of—cont.						
1284	Jig, balancing	SK.9002-102	A	each	
1286	Mask, calibration, tilt gauge	SK.9002-42	A	"	
1285	Plate, base and adaptor	SK.9002-107	A	"	
1811	Projector, revelation, × 50 mag.		A	"	
1273	Spanner, special	SK.9002-53	A	"	
1302	Tool, pressing in	SK.9002-12	A	"	
1274	Tweezers, extracting, race	SK.9002-69	A	"	
1272	Tweezers, pivot	SK.9002-51	A	"	
1269	Weight, 1.8 grams	SK.9002-47	B	"	
1270	Weight, 2.4 grams	SK.9002-48	B	"	
	INDICATOR, air position:—						
	Consisting of:—						
566	Clamp, "C"		A	"	
587	Counter unit		A	"	
571	Crank, right angle	Setting bench tool		A	"	
558	Fixture, test, accuracy running		A	"	
570	Gauge, Go and No Go		A	"	
556	Gauge, torque		A	"	
557	Gear, test, compass, motor		A	"	
568	Pointer unit		A	"	
569	Secant, crank setting		A	"	
565	Table, height setting		A	"	
	INDICATOR, air speed:—						
	Consisting of:—						
850	Calibrator, Mark 4H	Naval aviation only		A	"	
	Spares:—						
1290	Bottle	W.5703-6	C	"	
1292	Cap	W.5703-8	C	"	
1296	Cursor	IN.9730-2	C	"	
1299	Float, indicator	W.5706-4	C	"	
1291	Funnel	W.5703-7	C	"	

RESTRICTED

RESTRICTED

AIRCRAFT INSTRUMENT TEST EQUIPMENT, TOOLS, ACCESSORIES AND UNIT SERVICING SPARES

SECTION 6C—cont.

1	2	3	4	5	6	7	
	TOOLS AND TEST EQUIPMENT—cont.						
	(For issue to Repair Depots only)						
	INDICATOR, air speed—cont.						
	Consisting of—cont.						
	Calibrator, Mark 4H—cont.						
	Spares—cont.						
1286	Packing, bottom	W.5701-6	C	each	
1298	Screw, locking	W.5701-5	C	"	
1499	Spirit level	W.5704-4	C	"	
1287	Tube	W.5702-1	C	"	
1295	Tube, water	IN.5730-1	C	"	
1288	Washer	W.5703-4	C	"	
1289	Washer	W.5703-5	C	"	
1293	Washer	W.5704-1	C	"	
1294	Washer	W.4704-2	C	"	
1297	Washer	IN.9732-2	C	"	
—	Gauge, boost, Mark 5H*	Reference 6A/2681	—	—	
—	Reservoir	Ref. No. 50	—	—	
	INDICATOR, direction:—						
	Consisting of:—						
572	Fixture	For centralising inner ring and rotor assembly		each	
—	Gauge, suction, Mark 2, fluorescent	Reference 6A/2696	1	—	
	INDICATOR, engine speed, electrical:—						
	Consisting of:—						
256	Resistance	150 ohms, 1.5 amps, variable	C	each	
257	Resistance	2,000 ohms, 0.3 amps	C	"	
254	Socket, Type A	C	"	
—	Socket, Type B	Reference 106AA/55	—	—	
—	Switch, tumbler, A.M.	Reference 5CW/623	—	—	
258	Voltmeter	Elliot Bros. Model No. 5, Type S.G.	A	each	
	Accessories:—						
—	Battery, secondary, lead-acid	Reference 5J/9101535. 12 V, 48 a.h.	1	—	

RESTRICTED

RESTRICTED

AIRCRAFT INSTRUMENT TEST EQUIPMENT, TOOLS, ACCESSORIES AND UNIT SERVICING SPARES

SECTION 6C—cont.

1	2	3	4	5	6	7	
	TOOLS AND TEST EQUIPMENT—cont.						
	(For issue to Repair Depots only)						
	INDICATOR, engine speed, mechanical:—						
	Consisting of:—						
358	Stroboscope, bench, 220 V, D.C. motor	Tinsley, complete with case, transit			A	each	
	Accessories:—						
—	Battery, secondary, lead-acid, 12 V, 15 a.h., Type C	Reference 5J/9101530			—	—	
646	Box, gear		1	A	each	
647	Fork, tuning	C/w platinum contacts, and case transit		1	A	"	
	Accessories:—						
1156	Coil, induction		1	C	"	
	Spares:—						
1132	Case, transit		1	B	"	
2388	Contact, platinum		1	C	set	
—	Rectifier, Type 30	Reference 5P/2392. For use with Ref. No. 358 where supply 200–250 V, A.C.		1	B	each	
	Spares:—						
979	Case, transit		1	B	"	
2389	Tube, neon		1	B	"	
	INDICATOR, ground position:—						
	Consisting of:—						
641	Chart, test, mounted			A	"	
640	Jig assembly, front unit			A	"	
639	Jig assembly, side unit			A	"	
638	Jig, compression spring			A	"	
643	Panel, test, electrical			A	"	
642	Stand, cold chamber test			A	"	
815	Stand, test	For use with Ref. No. 641		1	A	"	
	INDICATOR, rate of climb:—						
	Consisting of:—						
—	Bell, trembler, 3½ to 4 V	Reference 5A/54			—	—	
1698	Bellows, control unit	R.N. repair depots only	1492		A	each	

RESTRICTED

RESTRICTED
182

AIRCRAFT INSTRUMENT TEST EQUIPMENT, TOOLS, ACCESSORIES AND UNIT SERVICING SPARES

SECTION 6C—cont.

1	2	3	4	5	6	7	
	TOOLS AND TEST EQUIPMENT—cont.						
	(For issue to Repair Depots only)						
	INDICATOR, rate of climb—cont.						
	Consisting of—cont.						
1809	Case, storage	R.N. repair depots only			A	each	
—	Chamber, vacuum	Ref. No. 236. Square type			—	—	
—	Clock, Mark 2D, luminous	Reference 6A/1150			—	—	
1697	Movement, calibrator	R.N. repair depots only	1629		A	each	
1696	Orifice, comparator	R.N. repair depots only	1537		A	"	
—	Push, bell circular	Reference 5A/416			—	—	
—	Reservoir	Ref. No. 50			—	—	
	INDICATOR, tachometer:—						
	Tools:—						
1346	Adaptor, staking	LT.5563		A	each	
1349	Bearing, alignment	LT.5560		A	"	
1339	Clamp, rotor	LT.5558		A	"	
1341	Extractor, rotor	LT.897		A	"	
1342	Gauge, ring	SG.10		A	"	
1344	Punch, securing, pointer	LT.263		A	"	
1347	Remover, bearing cap	LT.5564		A	"	
1345	Remover, pointer	LT.5562		A	"	
1343	Remover, pulley, pointer and drum	Naval aviation only	LT.5561		A	"	
1338	Staking	LT.5557		A	"	
1340	Staking	LT.5559		A	"	
1348	Stand assembly	LT.5565		A	"	
1629	Wrench, locking ring	LT.1352		A	"	
	INDICATOR, Thermometer (American):—						
	Consisting of:—						
1023	Box, resistance	Decade			A	"	

RESTRICTED

RESTRICTED

AIRCRAFT INSTRUMENT TEST EQUIPMENT, TOOLS, ACCESSORIES AND UNIT SERVICING SPARES

SECTION 6C—cont.

1	2	3	4	5	6	7	
	TOOLS AND TEST EQUIPMENT—cont.						
	(For issue to Repair Depots only)						
	REGULATOR, oxygen:—						
	Consisting of:—						
525	Flowmeter, Mark 6			A	each	
	Gauges, standard:—						
262	0 to 50 lb	To be used with oxygen only		C	"	
263	0 to 250 lb		C	"	
264	0 to 2,000 lb. and 130 atmosphere		C	"	
	Stands, test, regulator, oxygen, demand type:—						
978	Mark 1	Air Ministry allocation only		A	"	
1042	Mark 2	American type		A	"	
	Accessories:—						
1558	Adaptor, testing	Naval aviation only		A	set	
	Consisting of:—						
1561	Adaptor, testing blinker gauge assembly	A/1637/GA	1	A each	
1560	Adaptor, testing blinker gauge plate assembly	A/1636/GA	1	A "	
1559	Adaptor, testing nylon valve	A/1626/GA	1	A "	
1562	Fixture, testing aneroid and check valve assembly	A/1639/GA	1	A "	
1563	Fixture, testing S.P. and B.P. bellows assembly	C/1640/GA	1	A "	
1564	Hose, flexible, H.P., D.I. sub-assembly	A/1641/GA	1	A "	
2247	Gauge, pressure, oxygen, Mark 14, Type K, K.D.G.	0-600 lbs/p.s.i.		1	A "	
1597	Rig, pressure reducer	Naval aviation only		A	"	
1166	Rotometer, flow tester	8 to 100 litres per minute of oxygen at 15 C. and 760 mm. of mercury absolute. For calibration of flowmeters.		A	"	
	Spares:—						
—	Altimeter, Mark 19A, fluorescent	Reference 6A/2944		1	—	
—	Cap, dust protection, metal, deep drawn $\frac{1}{4}$ in.	Reference 28N/11404. Transit only		1	—	
1218	Gasket, chambers	TE.201	1	C each	
—	Gauge, pressure, Mark 14F	Reference 6A/2686		1	—	

RESTRICTED

RESTRICTED

AIRCRAFT INSTRUMENT TEST EQUIPMENT, TOOLS, ACCESSORIES AND UNIT SERVICING SPARES

SECTION 6C—cont.

1	2	3	4	5	6	7
	TOOLS AND TEST EQUIPMENT—cont.					
	(For issue to Repair Depots only)					
	REGULATOR, oxygen—cont.					
	Consisting of—cont.					
	Stands, test, regulator, oxygen, demand type—cont.					
	Accessories—cont.					
	Rotometer, flow tester—cont.					
	Spares—cont.					
	Hose, P.V.C., 1/4 in. i/d x 3/4 in. o/d	Ref. No. 1220		15ft.	—	—
1221	Hose, rubber, 7/8 in. i/d x 1 1/4 in. o/d		8	C	each
—	Plug, 2-pin, Type 644	Reference 10H/5910		1	—	—
—	Socket, Type 144	Reference 10H/388		1	—	—
—	Switch, Type 241	Reference 10F/169		1	—	—
1191	Tube, glass	Naval aviation only		1	C	each
1216	Tube, glass formed (overflow)	TE.247	2	C	..
1213	Tube, glass, inclined	TE.163	1	C	..
1214	Tube, glass, litres/min.	TE.136	2	C	..
1215	Tube, glass, straight (overflow)	TE.249	2	C	..
1219	Tube, glass, vertical	TE.161	1	C	..
—	Tubing, flexible, L.P. oxygen, Mark 4*	Reference 6D/1220		1	—	—
1217	Vibrator, 2 v		1	C	each
—	Washer, aluminium, jointing	1-05 in. i/d x 1-35 in. i/d. Reference 28W/7792		6	—	—
	Spares:—	For Ref. No. 1042. Naval aviation only				
1886	Adaptor, H.P., hose assembly	1488/24		C	each
1887	Block, wood	1488/632		C	..
1888	Bung, overflow jar	1488/638		C	..
1889	Cap, blanking, filler connection	1488/536		C	..
1890	Flowmeter, glass wool, inlet	1576/GA		A	..
1891	Flowmeter, glass wool, outlet	1577/GA		A	..
1892	Gland, tube	1488/512		C	..
1893	Glass, chamber door	1488/584		C	..
86 1894	Hose, flexible, H.P. type	Automotive Prod.		C	..
			AVA-373A/12			
			1488/1095			
						A/L. 157

RESTRICTED

185

RESTRICTED

AIRCRAFT INSTRUMENT TEST EQUIPMENT, TOOLS, ACCESSORIES AND UNIT SERVICING SPARES

SECTION 6C—cont.

1	2	3	4	5	6	7	
	TOOLS AND TEST EQUIPMENT—cont.						
	(For issue to Repair Depots only)						
	REGULATOR, oxygen—cont.						
	Consisting of—cont.						
	Stands, test, regulator, oxygen demand type—cont.						
	Spares—cont.	For Ref. No. 1042. Naval aviation only					
1895	Jar, glass screw top, 2 fluid oz			C	each	
1896	Nut, gland, tube	1488/509		C	"	
1897	Pad, blanking, filler connection	1488/537		C	"	
1898	Pad, blanking, tube	1488/618		C	"	
1900	Piezometer assembly	1488/15		A	"	
1901	Plug, blanking tube	1488/510		C	"	
1902	Regulator, pressure, Hale-Hamilton	L.15		A	"	
1903	Valve, control	1488/673		A	"	
—	Valve, control	Ref. No. 1904			—	—	
1905	Valve, safety, Model 2	1454/GA		A	each	
1906	Washer, gland, tube	1488/511		C	"	
1907	Washer, sealing, piezometer	1488/596		C	"	
1908	Washer, sealing, safety valve	1454/507		C	"	
265	Tube, "U", water	Marked in litres, 0-0.5			A	"	
	Accessories:—						
—	Watch stop, Mark 3 or 3A	Reference 6B/117 or 221		1	—	—	
	REGULATOR, oxygen, demand, Mark 17F:—	Reference 6D/2671.					
	Tools:—	Naval aviation only					
	Adaptor:—						
1715	Air inlet shutter	TE.340		A	each	
1716	Check valve, leak test	TE.350		A	"	
1722	Inlet	TE.444		A	"	
1717	Inlet valve assembly, leak and cycling test	TE.360		A	"	
1723	Leak test, pressure reducer assembly	TE.472		A	"	
1714	Relief valve	TE.330		A	"	
	Adjustment:—						
1466	Manual pressure	ST.5055		A	"	

RESTRICTED

186

RESTRICTED

AIRCRAFT INSTRUMENT TEST EQUIPMENT, TOOLS, ACCESSORIES AND UNIT SERVICING SPARES

SECTION 6C—cont.

1	2	3	4	5	6	7
	TOOLS AND TEST EQUIPMENT—cont.					
	(For issue to Repair Depots only)					
	REGULATOR, oxygen, demand, Mark 17F—cont.	Reference 6D/2671.				
	Tools—cont.	Naval aviation only				
	Adjustment—cont.					
1467	Pressure reducer	ST.5056		A	each
1473	Relief valve	ST.5064		A	"
1480	Relief valve	ST.5063		A	"
1471	Burnishing	C/w holder, and 24 balls	ST.5060		A	"
	Spares:—					
1978	Bearing, ball, 0-1292 in	ST/5060/5		B	"
1979	Bearing, ball, 0-1293 in	ST/5060/6		B	"
1980	Bearing, ball, 0-1294 in	ST/5060/7		B	"
1469	Bush, pilot	ST.5058		A	"
1479	Bush, pilot	ST.5061		A	"
1713	Cap, blanking, shut-off valve	TE.320		A	"
	Fixtures:—					
1460	Housing (horizontal)	ST.5050		A	"
1459	Housing (vertical)	ST.5049		A	"
1462	Regulator	ST.5051		A	"
1472	Relief valve	ST.5062		A	"
1685	Gauge, Go-No Go	For demand valve bush	ST.5065		A	"
1686	Gauge, Go-No Go	For demand valve bush	ST.5066		A	"
1468	Inserting	ST.5057		A	"
1721	Plug	TE.443		A	"
1718	Plug, air inlet	TE.440		A	"
1720	Plug, relief valve	TE.442		A	"
1470	Reamer, special	ST.5059		A	"
1719	Ring, retaining diaphragm	TE.441		A	"
1465	Screwdriver, special	ST.5054		A	"
1463	Spanner, blinker and gauge connection	ST.5052		A	"
1464	Spanner, peg type	ST.5053		A	"
1352	REGULATOR, oxygen, stand, test	Naval aviation only			A	"
					A/L.157	

RESTRICTED

RESTRICTED
187

AIRCRAFT INSTRUMENT TEST EQUIPMENT, TOOLS, ACCESSORIES AND UNIT SERVICING SPARES

SECTION 6C—cont.

1	2	3	4	5	6	7	
	TOOLS AND TEST EQUIPMENT—cont.						
	(For issue to Repair Depots only)						
	ROTOR BALANCING EQUIPMENT, gyro instrument:—						
	Consisting of:—						
—	Machine drilling, bench, Type A	Model A1. Reference 3A/201			—	—	
594	Machine, dynamic balancing	Electronic type		1	A	each	
	Accessories:—						
	Fixture, balancing gyro rotor:—						
690	Auto-pilot, Mark 8, inner ring assembly		1	A	"	
696	Bombsight, T.I.B., computer head, E.I. pitch stabiliser.		1	A	"	
687	Compass, D.R.		1	A	"	
	Accessories:—						
763	Converter unit		1	A	"	
	Consisting of:—						
—	Converter, rotary, complete	Reference 6B/380		1	—	—	
—	Voltmeter, moving coil, 0-40 V	Reference 5Q/1693		1	—	—	
699	Compass, gyro, Mark 4		1	A	each	
691	Horizon, artificial, Mark 1B		1	A	"	
692	Indicator, direction, Mark I		1	A	"	
693	Indicator, direction, Mark 1A		1	A	"	
694	Indicator, turning, Mark 1A		1	A	"	
	SIGHT, BOMB, tail drift:—						
	Consisting of:—						
—	Gauge, height, vernier, 10 in.	Reference 1B/4079			—	—	
268	Theodolite, No. A.38-5	Watts			A	each	
—	Tube, focussing, c/w case	Reference 14B/440			—	—	
2727	STAND, test, gyro unit	For strike sights. Naval aviation only		1	A	each	

RESTRICTED

RESTRICTED

AIRCRAFT INSTRUMENT TEST EQUIPMENT, TOOLS, ACCESSORIES AND UNIT SERVICING SPARES

SECTION 6C—cont.

1	2	3	4	5	6	7
	TOOLS AND TEST EQUIPMENT—cont. (For issue to Repair Depots only)					
	THERMOMETER, electrical resistance:— Consisting of:—					
587	Test set, Weston model, S.76, portable	Naval aviation only			A	each
	THERMOMETER, oil and radiator:— Consisting of:—					
795	Bath, thermometer testing, 0°–200° C., Mark 2 ..	Complete with case, transit (Ref. No. 1016) ..			A	"
	Spares:—					
1016	Case, transit		1	B	"
1763	Heater, multiple loop, 750 w		1	A	"
1764	Motor, geared 36:1,200 r.p.m.	Water and oil		2	A	"
1765	Thermostat		1	A	"
1839	Wheel, gear, fibre, 18 teeth × 3 start		1	C	"
			EL.39965 GEC.102 Sunvic TS.2			

RESTRICTED

RESTRICTED
189

**AIRCRAFT INSTRUMENT TEST EQUIPMENT, TOOLS, ACCESSORIES AND UNIT SERVICING SPARES
INDEX TO REFERENCE NUMBERS**

SECTION 6C—cont.

NOTE:—For action in regard to items in the N.A.T.O. referencing system see D.C.I. S.33/36.

Ref. No.	Page No.	Ref. No.	Page No.	Ref. No.	Page No.	Ref. No.	Page No.	Ref. No.	Page No.	Ref. No.	Page No.	Ref. No.	Page No.	Ref. No.	Page No.
50	170	475	18	544	169	594	188	663	32	726	175	767	6	815	182
84	6	480	172	545	169	595	178	666	31	727	175	768	6	817	11
94	166	481	172	546	169	602	178	672	32	728	176	769	6	818	12
95	166	482	171	547	169	603	15	678	33	729	176	771	6	819	11
109	28A	483	172	548	169	604	172	679	32	730	175	772	6	820	11
112	19	484	172	549	169	605	172	683	83	731	175	773	6	822	11
113	19	485	171	550	169	609	12	684	11	732	175	774	6	823	12
114	19	486	171	551	169	610	169	687	188	733	176	780	7	824	12
115	19	487	172	552	169	612	15	690	188	734	176	781	7	825	11
118	19	488	173	556	180	613	16	691	188	735	176	782	7	826	12
150	6	489	172	557	180	623	11	692	188	736	175	783	8	827	11
152	22	490	172	558	180	628	5	693	188	737	175	784	9	828	12
236	170	492	172	560	177	631	19	694	188	738	176	785	8	829	12
242	176	493	172	565	180	632	19	696	188	739	175	786	8	830	12
243	176	494	172	566	180	633	19	699	188	740	176	788	7	831	12
244	176	495	172	567	180	634	19	710	6	742	175	789	7	832	12
245	176	496	172	568	180	636	158	711	6	743	175	790	30	833	12
254	181	497	172	569	180	638	182	712	6	744	175	791	161	834	12
256	181	499	2	570	180	639	182	713	6	745	175	792	162	835	12
257	181	500	2	571	180	640	182	714	6	746	175	793	162	836	12
258	181	523	5	572	181	641	182	715	6	747	175	794	162	837	39
262	184	525	184	575	169	642	182	716	7	748	175	795	189	838	39
263	184	532	172	577	16	643	182	717	7	749	175	799	31	839	39
264	184	533	172	578	16	646	182	718	9	750	175	800	31	840	39
265	186	534	172	579	16	647	182	719	175	751	176	803	38	841	39
268	188	535	172	580	177	648	16	720	175	761	18	806	39	842	39
277	178	536	171	581	178	651	178	721	175	762	18	809	38	843	39
346	2	538	171	582	178	656	7	722	175	763	188	810	38	848	83
358	182	539	172	583	178	658	6	723	175	764	6	811	38	849	114
382	24	541	171	587	198	659	166	724	175	765	6	812	38	850	180
423	19	543	169	593	12	661	32	725	175	766	6	814	38	851	28A

RESTRICTED

RESTRICTED

AIRCRAFT INSTRUMENT TEST EQUIPMENT, TOOLS, ACCESSORIES AND UNIT SERVICING SPARES
INDEX TO REFERENCE NUMBERS—cont.
SECTION 6C—cont.

Ref. No.	Page No.	Ref. No.	Page No.	Ref. No.	Page No.	Ref. No.	Page No.	Ref. No.	Page No.	Ref. No.	Page No.	Ref. No.	Page No.	Ref. No.	Page No.
852	28A	913	177	951	173	1004	24	1038	32	1105	114	1166	184	1203	160
853	28A	914	177	954	173	1005	20	1039	32	1106	115	1168	20	1204	160
854	15	915	177	958	174	1006	155	1040	32	1107	115	1169	20	1205	161
856	31	916	177	959	174	1008	155	1041	32	1108	115	1170	20	1206	49
857	31	917	177	962	99	1009	155	1042	184	1109	24	1171	20	1207	74
858	31	920	173	964	99	1010	31	1043	28A	1110	24	1172	20	1208	77
859	30	921	173	965	19	1011	31	1077	117	1111	25	1173	20	1210	18
860	31	924	174	966	91	1012	32	1078	117	1112	24	1174	20	1212	10
861	31	925	174	967	116	1013	32	1079	117	1113	25	1175	20	1213	185
862	31	926	173	968	115	1014	161	1080	117	1114	24	1176	20	1214	185
863	30	927	173	969	115	1015	167A	1082	117	1115	25	1177	20	1215	185
864	100C	928	174	970	115	1016	189	1083	117	1116	25	1178	20	1216	185
865	24	929	173	971	114	1017	12	1084	117	1117	25	1179	156	1217	185
867	18	930	173	972	114	1018	12	1085	116	1118	25	1180	157	1218	184
868	30	931	173	973	115	1019	12	1086	116	1119	25	1181	155	1219	185
869	9	932	173	974	115	1020	12	1087	116	1120	25	1182	155	1220	23
871	31	933	174	975	115	1021	12	1088	116	1121	25	1183	174	1221	185
873	158	934	173	976	116	1022	12	1089	116	1122	25	1184	173	1223	91
874	158	935	174	977	116	1023	183	1090	116	1123	25	1185	173	1224	20
875	177	936	174	978	184	1024	32	1091	116	1124	25	1186	173	1226	22
876	177	937	174	979	182	1025	33	1092	116	1125	25	1187	173	1227	22
878	177	938	174	980	173	1026	33	1093	116	1126	25	1188	173	1228	6
887	177	939	174	981	178	1027	32	1094	115	1127	25	1189	174	1229	6
888	177	941	174	983	11	1028	33	1095	115	1130	7	1190	174	1230	20
892	178	942	174	984	31	1029	32	1096	115	1132	182	1191	185	1231	10
895	177	943	173	985	170	1030	32	1097	115	1133	167A	1192	154	1232	160
896	177	944	174	986	170	1031	13	1098	115	1153	72D	1193	29	1240	20
897	177	945	174	987	170	1032	31	1099	115	1154	74	1194	29	1241	96
900	177	946	174	988	170	1033	31	1100	115	1155	159	1195	155	1242	24
902	177	947	174	991	31	1034	32	1101	115	1156	182	1196	157	1245	38
905	177	948	174	993	15	1035	32	1102	115	1159	24	1200	58	1246	38
911	178	949	173	994	157	1036	32	1103	114	1160	24	1201	60	1247	38
912	177	950	173	1003	24	1037	32	1104	114	1164	5	1202	100	1248	36

RESTRICTED

RESTRICTED

AIRCRAFT INSTRUMENT TEST EQUIPMENT, TOOLS, ACCESSORIES AND UNIT SERVICING SPARES
INDEX TO REFERENCE NUMBERS—cont.
SECTION 6C—cont.

Ref. No.	Page No.	Ref. No.	Page No.	Ref. No.	Page No.	Ref. No.	Page No.	Ref. No.	Page No.	Ref. No.	Page No.	Ref. No.	Page No.	Ref. No.	Page No.
1249	36	1283	179	1331	179	1368	59	1465	187	1525	10	1561	184	1596	15
1250	36	1284	180	1332	179	1369	59	1466	186	1526	10	1562	184	1597	184
1251	38	1285	180	1333	179	1370	58	1467	187	1527	10	1563	184	1598	29
1252	36	1286	181	1334	179	1371	59	1468	187	1528	10	1564	184	1599	29
1253	38	1287	181	1335	179	1372	60	1469	187	1529	10	1567	58	1600	29
1254	36	1288	181	1336	179	1373	13	1470	187	1530	10	1568	99	1601	29
1255	36	1289	181	1337	179	1377	170	1471	187	1531	10	1569	99	1602	29
1256	38	1290	180	1338	183	1378	160	1472	187	1532	10	1570	99	1603	29
1257	36	1291	180	1339	183	1380	171	1473	187	1533	10	1571	100	1604	29
1258	38	1292	180	1340	183	1385	171	1479	187	1535	10	1572	99	1605	29
1259	38	1293	181	1341	183	1386	171	1480	187	1536	10	1573	99	1606	36
1260	36	1294	181	1342	183	1387	171	1481	46	1537	10	1574	99	1607	36
1261	36	1295	181	1343	183	1397	171	1482	47	1538	10	1575	100	1608	36
1262	38	1296	180	1344	183	1401	170	1483	49	1539	10	1576	100	1609	7
1263	36	1297	181	1345	183	1428	170	1484	49	1540	11	1577	99	1610	100C
1264	38	1298	181	1346	183	1429	171	1499	181	1541	11	1578	100	1611	103
1266	180	1299	180	1347	183	1430	171	1500	29	1542	11	1579	100	1612	103
1267	179	1300	179	1348	183	1445	160	1501	35	1543	11	1580	100	1613	103
1268	179	1301	179	1349	183	1446	160	1502	35	1544	11	1581	100	1614	114
1269	180	1302	180	1351	5	1447	114	1503	155	1545	11	1582	99	1615	114
1270	180	1306	161	1352	187	1449	29	1504	155	1546	11	1583	99	1616	100C
1271	179	1309	7	1354	59	1450	29	1505	155	1548	10	1584	100	1617	58
1272	180	1316	39	1355	59	1451	29	1506	155	1549	11	1585	99	1618	58
1273	180	1317	39	1356	59	1452	29	1507	155	1550	10	1586	100	1619	58
1274	180	1318	39	1357	59	1453	29	1508	155	1551	10	1587	100	1620	60
1275	179	1319	39	1358	59	1455	159	1509	155	1552	10	1588	64	1621	59
1276	179	1320	39	1361	59	1456	30	1510	155	1553	11	1589	14	1622	74
1277	179	1321	39	1362	59	1459	187	1511	155	1554	11	1590	15	1623	74
1278	179	1322	39	1363	58	1460	187	1514	100C	1556	10	1591	15	1628	171
1279	179	1323	39	1364	59	1461	22	1515	13	1557	10	1592	15	1629	183
1280	179	1324	39	1365	58	1462	187	1521	10	1558	184	1593	15	1630	91
1281	179	1325	20	1366	58	1463	187	1523	10	1559	184	1594	15	1631	91
1282	179	1330	179	1367	58	1464	187	1524	11	1560	184	1595	15	1632	91

RESTRICTED

RESTRICTED

AIRCRAFT INSTRUMENT TEST EQUIPMENT, TOOLS, ACCESSORIES AND UNIT SERVICING SPARES
INDEX TO REFERENCE NUMBERS—cont.
SECTION 6C—cont.

Ref. No.	Page No.	Ref. No.	Page No.	Ref. No.	Page No.	Ref. No.	Page No.	Ref. No.	Page No.	Ref. No.	Page No.	Ref. No.	Page No.	Ref. No.	Page No.
1633	91	1702	100C	1738	84	1775	8	1809	183	1848	75	1885	165	1922	48
1634	91	1703	100C	1739	84	1776	8	1810	33	1849	75	1886	185	1923	48
1635	91	1704	100C	1740	84	1777	8	1811	180	1850	75	1887	185	1924	47
1636	91	1705	100C	1741	84	1778	8	1812	89	1851	76	1888	185	1925	48
1637	91	1706	100C	1742	84	1779	8	1814	165	1852	76	1889	185	1926	48
1638	91	1707	100C	1743	84	1780	8	1815	165	1853	75	1890	185	1928	100D
1639	91	1708	100C	1744	84	1781	8	1816	165	1854	75	1891	185	1930	40
1649	159	1710	77	1745	83	1782	8	1817	165	1855	75	1892	185	1931	14
1650	12	1713	187	1746	84	1783	8	1818	165	1856	80	1893	185	1932	14
1652	61	1714	186	1747	84	1785	8	1819	165	1857	79	1895	186	1933	14
1654	60	1715	186	1748	100	1786	9	1820	165	1859	79	1896	186	1934	14
1656	170	1716	186	1749	100	1787	8	1821	165	1860	79	1897	186	1935	14
1675	13	1717	186	1750	100	1788	8	1822	165	1861	79	1898	186	1936	14
1677	58	1718	187	1751	100	1789	8	1823	165	1862	80	1900	186	1937	14
1679	58	1719	187	1752	100	1790	8	1824	165	1863	79	1901	186	1938	14
1680	60	1720	187	1753	100	1791	8	1825	165	1864	79	1902	186	1939	14
1681	93	1721	187	1754	100	1792	8	1826	165	1865	79	1903	186	1940	14
1683	165	1722	186	1757	100	1793	8	1827	165	1866	79	1904	48	1944	157
1684	165	1723	186	1758	100	1794	8	1828	165	1867	80	1905	186	1945	157
1685	187	1724	84	1759	100	1795	8	1829	23	1869	120B	1906	186	1946	158
1686	187	1725	84	1760	49	1796	8	1830	23	1870	85	1907	186	1947	158
1687	60	1726	84	1761	49	1797	9	1834	51	1871	77	1908	186	1948	158
1688	157	1727	85	1763	189	1798	9	1835	92	1872	14	1911	70	1949	158
1689	176	1728	85	1764	189	1799	9	1837	79	1873	14	1912	100D	1950	157
1690	176	1729	85	1765	189	1800	9	1839	189	1874	15	1913	46A	1951	157
1692	170	1730	85	1767	7	1801	9	1840	117	1875	14	1914	46A	1952	157
1694	16	1731	85	1768	7	1802	9	1841	117	1876	15	1915	46A	1953	158
1695	35	1732	85	1769	8	1803	9	1842	117	1877	15	1916	46A	1954	62
1696	183	1733	85	1770	7	1804	9	1843	117	1878	15	1917	47	1955	160
1697	183	1734	84	1771	7	1805	9	1844	117	1881	16	1918	47	1956	167A
1698	182	1735	84	1772	7	1806	9	1845	75	1882	2	1919	48	1959	100D
1700	100C	1736	84	1773	7	1807	9	1846	75	1883	165	1920	48	1960	30
1701	100C	1737	84	1774	8	1808	9	1847	75	1884	166	1921	48	1961	165

RESTRICTED

RESTRICTED

AIRCRAFT INSTRUMENT TEST EQUIPMENT, TOOLS, ACCESSORIES AND UNIT SERVICING SPARES
INDEX TO REFERENCE NUMBERS—cont.
SECTION 6C—cont.

Ref. No.	Page No.	Ref. No.	Page No.	Ref. No.	Page No.	Ref. No.	Page No.	Ref. No.	Page No.	Ref. No.	Page No.	Ref. No.	Page No.	Ref. No.	Page No.
1962	165	1996	171	2045	2A	2090	161	2135	33	2171	18	2210	29	2244	24
1963	55	1997	171	2046	2A	2091	167	2136	120A	2172	96	2211	29	2245	24
1964	123	1998	171	2047	161	2093	167A	2138	103	2173	96	2212	95	2246	24
1965	17	1999	47	2049	17	2094	167A	2139	167A	2174	96	2214	120B	2247	184
1966	26	2000	49	2050	17	2095	167A	2140	167A	2175	96	2215	3	2248	114
1967	39	2001	14	2051	17	2096	167A	2141	167A	2176	96	2216	171	2249	121
1968	46A	2003	76	2052	17	2097	167A	2142	167A	2177	96	2217	171	2250	48
1969	80	2004	3	2053	17	2098	30	2143	44	2180	94	2218	48	2251	103
1970	46	2008	28A	2056	17	2101	127	2144	29	2181	94	2219	48	2252	82A
1971	46	2009	20	2058	26	2102	132	2145	29	2182	164	2220	48	2253	111
1972	46	2010	20	2060	60	2103	3	2146	158	2183	44	2221	48	2254	123
1973	46A	2011	20	2061	60	2104	60	2147	167	2184	120B	2222	171	2255	100D
1974	71	2012	20	2062	60	2105	60	2148	66	2185	17	2223	48	2256	162A
1975	46A	2017	25	2063	44	2107	95	2149	66	2186	17	2224	48	2257	162A
1976	26	2019	158	2064	60	2108	97	2150	66	2187	17	2225	47	2258	162A
1977	70	2020	64	2065	58	2112	157	2151	66	2188	95	2226	47	2259	26
1978	187	2021	78	2066	61	2113	107	2152	104	2189	95	2227	47	2260	26
1979	187	2024	13	2067	61	2114	110E	2153	158	2192	167	2228	47	2261	26
1980	187	2025	13	2070	17	2115	154	2154	3	2193	29	2229	47	2262	26
1981	169	2026	13	2071	17	2116	109	2155	23	2194	20	2230	171	2263	179
1982	169	2027	13	2073	17	2118	111	2156	22	2195	160	2231	47	2264	77
1983	169	2028	13	2074	62	2119	113	2157	22	2196	42	2232	47	2265	78
1984	169	2029	13	2075	105	2120	45	2158	64	2197	140	2233	47	2266	78
1985	169	2030	47	2078	33	2121	45	2159	64	2198	144	2234	47	2267	78
1986	169	2031	45	2079	95	2122	46	2161	63	2199	145	2235	47	2268	78
1987	169	2034	61	2080	100C	2123	46	2162	110L	2200	152	2236	47	2269	77
1988	169	2036	60	2081	100C	2124	45	2163	125	2201	154	2237	47	2270	78
1989	171	2037	60	2082	154	2125	18	2165	100D	2203	162	2238	47	2271	77
1990	46	2038	65	2083	55	2126	104	2166	100D	2204	100D	2239	47	2272	78
1991	171	2039	66	2084	54	2130	65	2167	29	2205	122	2240	45	2273	162A
1992	48	2040	95	2085	80	2131	65	2168	111	2207	92	2241	24	2274	59
1994	171	2041	30	2086	55	2132	65	2169	111	2208	105	2242	24	2275	59
1995	47	2043	49	2088	107	2133	20	2170	111	2209	105	2243	23	2276	60

RESTRICTED

RESTRICTED
195

AIRCRAFT INSTRUMENT TEST EQUIPMENT, TOOLS, ACCESSORIES AND UNIT SERVICING SPARES
INDEX TO REFERENCE NUMBERS—cont.
SECTION 6C—cont.

Ref. No.	Page No.	Ref. No.	Page No.	Ref. No.	Page No.	Ref. No.	Page No.	Ref. No.	Page No.	Ref. No.	Page No.	Ref. No.	Page No.	Ref. No.	Page No.
2277	59	2320	96	2368	71	2404	45	2439	5	2478	102	2511	100E	2545	72
2278	59	2321	44	2369	93	2405	46	2440	54	2479	102	2512	100E	2546	72
2279	60	2322	26	2370	5	2406	46	2441	55	2480	101	2513	101	2547	72
2280	59	2323	100D	2371	5	2407	46	2442	55	2481	101	2514	102	2548	72
2281	9	2324	100D	2372	123	2408	46	2443	54	2482	102	2515	101	2549	72
2282	8	2326	44	2373	125	2409	45	2444	55	2483	101	2516	102	2550	56
2283	8	2327	44	2374	52	2410	45	2445	55	2484	102	2517	102	2551	55
2284	8	2328	44	2375	89	2411	45	2449	90	2485	102	2518	101	2552	55
2285	8	2329	97	2376	103	2412	45	2450	2	2486	101	2520	100E	2553	58
2286	8	2330	97	2377	90	2413	45	2451	33	2487	101	2521	100E	2554	57
2287	8	2331	49	2378	51	2414	45	2452	33	2488	101	2522	100E	2555	57
2288	73	2332	49	2379	103	2415	45	2453	33	2489	101	2523	100E	2556	58
2289	73	2333	30	2380	82A	2416	45	2454	33	2490	102	2524	101	2557	57
2290	44	2340	32	2381	80	2417	45	2456	63	2491	101	2525	101	2558	57
2291	44	2341	158	2382	82	2418	45	2457	63	2492	101	2526	100D	2559	57
2292	72D	2342	162	2383	77	2419	45	2458	63	2493	102	2527	100D	2560	57
2293	72D	2350	2A	2384	92	2420	45	2459	21	2494	102	2528	102	2561	57
2294	73	2351	2A	2385	28A	2421	45	2462	52	2495	102	2529	102	2562	57
2295	73	2352	97	2387	11	2422	45	2463	52	2496	102	2530	102	2563	57
2296	73	2353	7	2388	182	2423	45	2464	52	2497	101	2531	102	2564	57
2297	74	2354	9	2389	182	2424	45	2465	52	2498	101	2532	102	2565	57
2298	74	2355	9	2390	165	2425	45	2466	52	3499	102	2533	102	2566	57
2299	74	2356	9	2391	162	2426	45	2467	28B	2500	101	2534	93	2567	57
2300	165	2357	9	2392	162	2427	117	2468	28B	2501	101	2535	93	2568	57
2301	77	2358	7	2393	161	2428	117	2469	28B	2502	101	2536	56	2569	58
2311	128	2359	13	2394	116	2429	117	2470	28A	2503	101	2537	93	2570	58
2312	128	2360	13	2395	15	2430	117	2471	28A	2504	101	2538	93	2571	57
2313	128	2362	55	2396	104	2431	117	2472	28A	2505	101	2539	93	2572	57
2314	128	2363	54	2399	166	2432	117	2473	128A	2506	101	2540	56	2573	55
2315	128A	2364	54	2400	19	2433	117	2474	159	2507	101	2541	123	2574	55
2316	129	2365	78	2401	45	2435	35	2475	102	2508	100E	2542	17	2575	56
2318	128	2366	3	2402	45	2436	35	2476	102	2509	100E	2543	17	2576	56
2319	165	2367	72	2403	45	2437	2	2477	102	2510	100E	2544	93	2577	57

RESTRICTED

RESTRICTED

AIRCRAFT INSTRUMENT TEST EQUIPMENT, TOOLS, ACCESSORIES AND UNIT SERVICING SPARES
INDEX TO REFERENCE NUMBERS—cont.
SECTION 6C—cont.

Ref. No.	Page No.	Ref. No.	Page No.	Ref. No.	Page No.	Ref. No.	Page No.	Ref. No.	Page No.	Ref. No.	Page No.	Ref. No.	Page No.	Ref. No.	Page No.
2578	57	2610	37	2644	61	2677	41	2711	41	2744	92	2777	58	2828	120
2579	57	2611	37	2645	61	2678	41	2712	41	2745	92	2778	120A	2830	119
2580	56	2612	37	2646	61	2679	41	2713	41	2746	92	2779	90	2831	119
2581	56	2613	37	2647	61	2680	41	2714	41	2747	92	2780	90	2832	120
2582	56	2614	37	2648	61	2681	40	2715	42	2748	92	2783	162	2833	120
2583	56	2615	37	2649	61	2682	40	2716	42	2749	91	2784	26	2834	119
2584	56	2616	37	2650	61	2683	40	2717	42	2750	92	2785	17	2835	119
2585	56	2617	37	2651	61	2684	40	2718	41	2751	92	2786	166	2836	119
2586	56	2618	37	2652	162	2685	42	2719	41	2752	91	2787	18	2837	120A
2587	56	2619	37	2653	162	2686	42	2720	41	2753	91	2804	28A	2838	120A
2588	56	2620	37	2654	162A	2688	41	2721	41	2754	91	2805	49	2839	120A
2589	56	2621	37	2655	162	2689	40	2722	42	2755	91	2806	2	2840	119
2590	56	2622	37	2656	162A	2690	40	2723	42	2756	91	2807	159	2841	119
2591	56	2623	37	2657	162A	2691	41	2724	41	2757	91	2808	93	2842	110L
2592	56	2624	37	2658	40	2692	40	2725	42	2758	91	2809	93	2843	119
2593	57	2625	37	2659	41	2693	40	2726	159	2759	92	2810	93	2844	119
2594	57	2626	37	2660	41	2694	40	2727	188	2760	92	2811	1	2845	120
2595	57	2627	37	2661	42	2695	40	2728	159	2761	91	2812	1	2846	120A
2596	57	2628	37	2662	42	2696	40	2729	159	2762	92	2813	1	2847	110L
2597	56	2629	37	2663	40	2697	40	2730	159	2763	92	2814	1	2848	119
2598	56	2630	37	2664	40	2698	40	2731	159	2764	91	2815	1	2849	110M
2599	56	2631	37	2665	41	2699	40	2732	159	2765	92	2816	1	2850	119
2600	56	2632	37	2666	41	2700	40	2733	159	2766	91	2817	1	2851	120
2601	56	2633	38	2667	41	2701	41	2734	160	2767	91	2818	1	2852	119
2602	56	2635	61	2668	41	2702	40	2735	160	2768	91	2819	1	2853	120A
2603	57	2636	61	2669	41	2703	40	2736	159	2769	91	2820	1	2854	120A
2604	56	2637	61	2670	40	2704	40	2737	159	2770	92	2821	1	2856	120
2605	36	2638	61	2671	40	2705	41	2738	160	2771	91	2822	1	2857	120
2606	36	2639	61	2672	40	2706	41	2739	160	2772	91	2823	1	2858	120
2607	37	2640	61	2673	41	2707	41	2740	159	2773	91	2824	1	2859	120A
2608	37	2641	61	2674	41	2708	41	2741	159	2774	28A	2825	1	2860	120A
2609	37	2642	61	2675	40	2709	41	2742	2823	2775	3	2826	1	2861	102A
		2643	61	2676	40	2710	41	2743	91	2776	55	2827	110L	2862	120A

RESTRICTED

RESTRICTED

AIRCRAFT INSTRUMENT TEST EQUIPMENT, TOOLS, ACCESSORIES AND UNIT SERVICING SPARES
INDEX TO REFERENCE NUMBERS—cont.
SECTION 6C—cont.

Ref. No.	Page No.	Ref. No.	Page No.	Ref. No.	Page No.	Ref. No.	Page No.	Ref. No.	Page No.	Ref. No.	Page No.	Ref. No.	Page No.	Ref. No.	Page No.
2863	26	2897	67	2930	124	2964	43	2998	35	3034	75	3070	110L	3104	100D
2864	26	2898	67	2931	125	2965	43	2999	34	3035	75	3071	110L	3107	93
2865	167	2899	67	2932	125	2966	43	3000	162A	3036	75	3072	110L	3108	93
2866	167	2900	153	2933	125	2967	43	3001	162A	3037	2	3073	110L	3109	93
2867	1	2901	153	2934	125	2968	43	3002	162A	3038	2	3074	110L	3111	97
2868	49	2902	153	2935	125	2969	43	3002	162A	3040	28A	3075	110L	3112	110E
2870	67	2903	153	2936	125	2970	43	3004	163	3041	113	3076	110L	3123	163
2871	66	2904	153	2937	124	2931	43	3005	163	3042	113	3077	110L	3126	18
2872	66	2905	153	2939	33	2972	43	3007	163	3042	113	3078	110L	3127	18
2873	66	2906	153	2940	47	2973	43	3009	163	3044	113	3079	93	3129	38
2874	66	2907	153	2941	40	2974	43	3010	163	3045	113	3080	110L	3130	100
2875	67	2908	153	2942	40	2975	43	3011	162	3046	113	3081	13	3131	118
2876	67	2909	153	2943	100D	2976	43	3012	163	3047	113	3082	13	3132	162
2877	67	2910	153	2944	110D	2977	43	3013	163	3048	113	3083	13	3133	166
2878	67	2911	153	2945	100D	2978	43	3014	154	3050	167A	3084	124	3135	100D
2879	67	2912	153	2946	55	2979	104	3015	154	3051	132	3085	66	3136	100D
2880	67	2913	153	2947	55	2980	142	3016	154	3052	133	3086	30	3137	42
2881	67	2915	153	2948	71	2981	23	3017	154	3052	136	3087	30	3138	26
2882	67	2915	153	2949	71	2982	33	3018	154	3054	137	3088	30	3139	26
2883	67	2916	153	2950	43	2983	34	3019	154	3055	140	3089	153	3140	26
2884	67	2917	153	2951	43	2984	34	3020	154	3056	154	3090	14	3141	26
2885	66	2918	153	2952	42	2985	34	3021	154	3057	110L	3091	14	3142	26
2886	66	2919	144	2953	43	2986	33	3022	154	3059	110K	3092	14	3143	26
2887	66	2920	144	2954	43	2987	34	3023	154	3060	110K	3093	167	3144	26
2888	66	2921	144	2955	43	2988	34	3024	104	3061	110K	3094	5	3145	26
2889	66	2922	144	2956	42	2989	34	3025	104	3062	110K	3095	96	3146	26
2890	67	2923	144	2957	43	2991	34	3026	104	3063	110K	3096	96	3147	42
2891	67	2924	144	2958	43	2992	33	3027	104	3064	110K	3097	96	3148	26
2892	67	2925	144	2959	43	2993	33	3028	104	3065	110K	3098	96	3149	18
2893	67	2926	144	2960	43	2994	34	3029	104	3066	110K	3099	96	3150	18
2894	67	2927	144	2961	43	2995	34	3030	104	3067	110K	3100	96	3153	45
2895	67	2928	144	2962	43	2996	34	3031	104	3068	110K	3101	97	3154	158
2896	67	2929	124	2963	43	2997	34	3032	30	3069	110K	3103	103	3155	144

RESTRICTED

RESTRICTED

AIRCRAFT INSTRUMENT TEST EQUIPMENT, TOOLS, ACCESSORIES AND UNIT SERVICING SPARES
INDEX TO REFERENCE NUMBERS—cont.
SECTION 6C—cont.

Ref. No.	Page No.	Ref. No.	Page No.	Ref. No.	Page No.	Ref. No.	Page No.	Ref. No.	Page No.	Ref. No.	Page No.	Ref. No.	Page No.	Ref. No.	Page No.
3156	151	3197	97	3364	120A	3501	71	3536	146	3571	142	3605	106	3640	2
3157	33	3201	36	3365	120A	3502	71	3537	146	3572	142	3606	106	3641	2
3158	18	3204	18	3368	100C	3503	71	3538	145	3573	142	3607	58	3642	2
3159	18	3205	18	3370	27	3504	71	3539	145	3574	141	3609	154	3643	49
3160	18	3224	107	3374	89	3505	71	3540	145	3575	141	3610	16	3644	49
3161	18	3225	167A	3375	103	3506	71	3541	146	3576	141	3611	16	3645	49
3162	18	3226	87	3376	87	3507	71	3542	146	3577	141	3612	16	3646	49
3163	18	3227	21	3380	72D	3508	71	3543	146	3578	141	3613	16	3647	49
3164	36	3228	27	3382	154	3509	71	3544	146	3580	141	3614	16	3648	49
3165	141	3229	87	3383	90	3510	71	3545	145	3581	141	3615	16	3649	51
3166	141	3230	87	3388	72	3511	71	3546	145	3582	141	3616	16	3650	51
3167	2	3231	3	3389	72	3512	71	3547	146	3583	141	3617	16	3651	49
3170	33	3232	2	3391	120B	3513	71	3548	146	3584	142	3618	16	3652	50
3172	13	3233	17	3392	120B	3513	71	3549	145	3585	28A	3619	142	3653	50
3174	44	3234	14	3393	120A	3514	71	3550	145	3586	28A	3620	141	3654	50
3176	163	3235	104	3394	24	3515	71	3551	146	3587	28A	3621	165	3655	50
3178	36	3236	44	3396	210B	3516	71	3552	146	3588	154	3622	49	3656	50
3179	44	3249	31	3397	58	3517	71	3553	145	3589	154	3623	49	3657	50
3180	44	3250	3	3398	58	3518	71	3554	146	3590	154	3624	22	3658	50
3182	98	3251	63	3399	2	3519	71	3555	146	3591	154	3625	22	3659	50
3183	99	3252	141	3400	161	3520	71	3556	146	3592	154	3626	22	3660	50
3184	99	3253	104	3401	120A	3521	71	3557	146	3593	154	3627	22	3661	50
3185	99	3254	154	3402	120A	3522	166	3558	146	3594	106	3628	22	3662	50
3186	97	3255	104	3403	94	3526	145	3559	146	3595	106	3629	22	3663	50
3187	97	3256	104	3404	94	3527	146	3562	153	3596	106	3630	22	3664	50
3188	21	3257	104	3405	157	3528	146	3563	153	3597	106	3631	22	3665	50
3190	145	3260	104	3406	44	3529	145	3564	153	3598	107	3632	22	3666	50
3191	22	3261	92	3407	44	3530	145	3565	153	3599	107	3633	22	3667	50
3192	22	3301	120A	3408	167	3531	145	3566	141	3600	107	3635	13	3668	50
3193	154	3319	162	3409	100C	3532	145	3567	141	3601	107	3636	2	3669	50
3194	2	3352	94	3410	97	3533	145	3568	141	3602	107	3736	2	3670	50
3195	90	3355	6	3411	105	3534	145	3569	141	2603	107	3638	2	3671	50
3196	95	3358	28A	3500	71	3535	145	3570	141	6304	106	3639	2	3672	50

RESTRICTED

RESTRICTED

AIRCRAFT INSTRUMENT TEST EQUIPMENT, TOOLS, ACCESSORIES AND UNIT SERVICING SPARES
INDEX TO REFERENCE NUMBERS—cont.
SECTION 6C—cont.

Ref. No.	Page No.	Ref. No.	Page No.	Ref. No.	Page No.	Ref. No.	Page No.	Ref. No.	Page No.	Ref. No.	Page No.	Ref. No.	Page No.	Ref. No.	Page No.
3673	50	3708	63	3752	108	3785	5	3820	134	3860	105	3920	122	3953	65
3674	50	3709	63	3753	108	3786	5	3821	134	3861	105	3921	122	3954	65
3675	50	3710	63	3754	108	3787	5	3822	137	3862	104	3922	123	3955	65
3676	50	3711	63	3755	107	3788	5	3823	137	3863	104	3923	122	3956	66
3677	50	3712	63	3756	107	3790	163	3825	137	3864	52	3924	122	3957	65
3678	50	3713	62	3757	108	3791	163	3825	139	3881	85	3925	122	3958	68
3679	50	3714	62	3758	108	3792	163	3826	139	3882	86	3926	122	3959	68
3680	50	3717	62	3759	108	3793	164	3827	139	3883	86	3927	69	3960	68
3681	50	3718	62	3760	108	3794	164	3828	139	3884	85	3928	69	3961	68
3682	50	3719	62	3761	107	3795	164	3829	139	3885	110L	3929	67	3962	68
3683	51	3720	49	3762	108	3796	164	3830	139	3888	110L	3930	69	3963	70
3684	51	3721	3	3763	93	3797	163	3831	127	3890	110L	3931	70	3964	68
3685	51	3722	3	3764	93	3798	163	3842	127	3891	27	3932	67	3965	68
3686	51	3723	5	3765	93	3799	164	3833	140	3892	110M	3993	67	3966	68
3687	51	3724	14	3766	93	3800	164	3834	140	3893	110M	3934	68	3967	68
3688	51	3725	14	3767	49	3801	164	3835	140	3900	127	3935	70	3968	70
3689	51	3726	28	3768	16	3802	163	3836	133	3902	129	3936	68	3969	70
3692	62	3727	28	3769	100D	3803	163	3837	132	3903	129	3937	69	3970	68
3693	62	3728	106	3770	125	3804	164	3838	132	3904	131	3938	68	3971	70
3694	62	3730	5	3771	125	3805	164	3839	133	3905	131	3939	68	3972	120C
3695	62	3733	21	3772	154	3806	164	3840	133	3906	131	3940	68	3973	121
3696	62	3734	10	3773	167	3807	164	3841	133	3907	131	3941	70	3974	121
3697	62	3735	123	3774	28B	3808	163	3842	132	3908	131	3942	70	3975	121
3698	62	3736	93	3775	145	3809	164	3843	132	3909	127	3943	68	3976	121
3699	62	3737	93	3776	145	3810	163	3849	3	3910	127	3944	68	3977	121
3700	62	3738	93	3777	145	3811	163	3850	133	3911	127	3945	68	3978	121
3701	63	3739	156	3778	145	3812	164	3852	14	3912	127	3946	67	3980	86
3702	63	3740	155	3779	145	3813	58	3853	58	3914	123	3947	65	3981	100A
3703	63	3741	155	3780	145	3815	42	3854	93	3915	122	3948	65	3983	100A
3704	63	3742	156	3781	145	3816	136	3855	30	3916	122	3949	65	3984	100A
3705	63	3743	156	3782	145	3817	136	3856	104	3917	122	3950	65	3985	100B
3706	63	3744	156	3783	5	3818	134	3857	105	3918	122	3951	66	3988	100B
3707	63	3745	156	3784	5	3819	134	3858	105	3919	122	3952	66	3990	100B

RESTRICTED

RESTRICTED

AIRCRAFT INSTRUMENT TEST EQUIPMENT, TOOLS, ACCESSORIES AND UNIT SERVICING SPARES
INDEX TO REFERENCE NUMBERS—cont.
SECTION 6C—cont.

Ref. No.	Page No.	Ref. No.	Page No.	Ref. No.	Page No.	Ref. No.	Page No.	Ref. No.	Page No.	Ref. No.	Page No.	Ref. No.	Page No.	Ref. No.	Page No.
3991	100A	4034	125	4069	114	4106	164	4140	162	4176	110G	4217	144	4256	51
3992	100B	4035	148	4070	114	4107	110	4141	110A	4177	110G	4218	143	4257	51
3993	100	4036	148	4071	114	4108	110D	4142	110A	4178	110G	4219	142	4258	82
3994	100A	4037	149	4072	114	4109	110D	4143	110A	4179	110G	4220	142	4259	82
3995	100C	4038	148	4073	114	4110	110D	4144	110A	4180	110G	4221	142	4260	82
3996	21	4039	149	4076	2	4111	110D	4145	110A	4183	110H	4222	144	4261	82
3997	72	4040	149	4078	100D	4112	110A	4146	110A	4185	48	4223	143	4262	82
3998	94	4041	145	4079	102	4113	110D	4147	110E	4186	162	4224	143	4263	82
3999	94	4042	150	4080	23	4114	110D	4150	110A	4187	127	4225	140	4265	82A
4000	95	4043	150	4081	19	4115	110D	4151	110A	4188	22	4226	143	4266	82A
4001	95	4044	151	4082	19	4116	110D	4153	110H	4189	22	4227	143	4267	82A
4002	95	4045	150	4083	19	4117	110D	4154	110H	4190	22	4228	142	4268	82A
4003	95	4046	150	4084	17	4117	110D	4155	110H	4191	22	4234	54	4269	82A
4004	95	4047	150	4085	17	4118	110D	4156	110K	4192	101	4235	54	4270	82A
4005	95	4048	159	4086	5	4120	110D	4157	110K	4194	101	4236	54	4271	100
4006	120	4049	147	4087	167	4122	110D	4158	110K	4197	94	4237	54	4272	100
4007	120	4050	147	4088	17	4123	110D	4159	110K	4198	94	4238	54	4273	100A
4008	119	4051	147	4090	17	4124	110D	4160	110K	4199	123	4239	53	4283	100B
4009	119	4052	150	4091	166	4125	110D	4161	110K	4202	36	4240	53	4284	100B
4010	120A	4053	150	4092	19	4126	110D	4162	110K	4203	144	4241	53	4285	100B
4012	119	4054	150	4093	166	4127	110D	4163	110K	4204	144	4242	44	4286	100B
4013	120A	4055	150	4094	16	4128	110D	4164	110K	4205	144	4243	44	4287	100A
4014	120A	4056	146	4095	26	4129	110D	4165	110K	4206	144	4244	100C	4288	100A
4021	60	4058	151	4097	167	4130	110D	4166	94	4207	142	4245	100C	4289	36
4022	90	4060	112	4098	29	4131	110D	4167	110K	4208	142	4246	90	4290	90
4023	90	4061	112	4098	29	4132	110D	4168	110K	4209	142	4248	103	4291	125
4027	125	4062	112	4099	29	4133	110D	4169	110J	4210	144	4249	103	4292	81
4028	126	4063	112	4190	17	4134	32	4170	110E	4211	144	4250	83	4293	81
4029	126	4064	114	4101	5	4135	110A	4171	110E	4212	142	4251	83	4295	60
4030	126	4065	114	4102	167	4136	110A	4172	110E	4213	144	4252	83	4296	60
4031	125	4066	114	4103	164	4137	110A	4173	110E	4214	143	4253	83	4297	60
4032	126	4067	114	4104	164	4138	110A	4174	110G	4215	142	4254	83	4298	60
4033	127	4068	114	4105	146	4139	110A	4175	110G	4216	142	4255	51	4299	60

RESTRICTED

RESTRICTED

AIRCRAFT INSTRUMENT TEST EQUIPMENT, TOOLS, ACCESSORIES AND UNIT SERVICING SPARES
INDEX TO REFERENCE NUMBERS—*cont.*
SECTION 6C—*cont.*

Ref. No.	Page No.	Ref. No.	Page No.	Ref. No.	Page No.	Ref. No.	Page No.	Ref. No.	Page No.	Ref. No.	Page No.	Ref. No.	Page No.	Ref. No.	Page No.
4300	60	4335	4	4370	21	4409	151	4442	100C	4484	96	4538	13	4605	118
4301	129	4336	4	4371	21	4410	151	4443	100C	4485	96	4546	90	4606	118
4302	27	4337	4	4372	21	4411	151	4444	14	4487	96	4547	167	4607	118
4303	133	4338	4	4373	21	4412	151	4451	91	4488	161	4548	33	4608	118
4304	133	4339	4	4374	21	4413	151	4488	166	4491	159	4549	33	4609	118
4305	133	4340	4	4375	21	4414	151	4491	159	4492	158	4550	50	4610	118
4306	125	4341	4	4376	21	4415	151	4492	158	4493	158	4556	185	4676	2
4307	125	4342	4	4377	21	4416	151	4456	154	4501	166	4557	76	4677	118
4308	125	4344	4	4378	21	4417	151	4457	154	4503	100D	4562	97	4678	118
4310	72	4345	4	4379	21	4418	151	4458	154	4504	53	4563	92	4680	28
4311	72	4346	4	4380	21	4419	151	4459	154	4506	101	4564	80	4681	28
4312	72	4347	4	4381	21	4420	151	4461	127	4508	120B	4565	72D	4682	28
4313	72	4348	4	4383	2	4421	152	4462	127	4510	127	4566	123	4695	92
4314	72	4349	4	4384	72A	4422	152	4463	127	4514	80	4567	90	4696	92
4315	72	4350	4	4385	120A	4423	152	4465	119	4516	82B	4568	107	4697	92
4316	72A	4351	4	4390	68	4424	152	4466	120	4517	82	4569	105	4698	92
4318	110H	4352	4	4392	151	4425	152	4467	96	4518	75	4570	90	4703	110J
4319	24	4353	4	4393	152	4426	152	4468	96	4519	90	4571	89	4704	110G
4320	24	4354	4	4394	152	4427	152	4469	96	4520	51	4572	44	4705	110E
4321	49	4355	4	4395	152	4428	152	4470	96	4521	77	4576	165	4706	110E
4322	51	4356	4	4396	152	4429	152	4471	96	4524	2	4586	185	4708	90
4323	3	4357	4	4397	152	4430	152	4472	96	4526	167	4588	2	4709	28
4324	3	4358	4	4398	151	4431	152	4473	96	4527	166	4591	119	4710	28
4325	3	4359	4	4399	151	4432	152	4474	96	4528	167	4592	118	4711	28
4326	3	4360	4	4400	151	4433	152	4475	96	4529	147	4593	118	4712	28
4327	3	4361	4	4401	151	4434	152	4476	96	4530	147	4597	119	4713	28
4328	3	4362	4	4402	151	4435	152	4477	96	4531	26	4598	118	4714	27
4329	3	4363	4	4403	151	4436	152	4478	96	4532	58	4599	118	4715	28
4330	3	4364	4	4404	151	4437	152	4479	97	4533	58	4600	118	4716	28
4331	4	4366	21	4405	151	4438	152	4480	96	4534	58	4601	118	4717	28
4332	4	4367	21	4406	151	4439	152	4481	96	4535	166	4602	118	4718	28
4333	4	4368	21	4407	151	4440	152	4482	97	4536	52	4603	118	4719	27
4334	4	4369	21	4408	151	4441	152	4483	96	4537	166	4604	118	4720	28

RESTRICTED

RESTRICTED

AIRCRAFT INSTRUMENT TEST EQUIPMENT, TOOLS, ACCESSORIES AND UNIT SERVICING SPARES

SECTION 6C—cont.

1	2	3	4	5	6	7
	TEST UNITS—cont.					
	Tachometers, dual—cont.					
	230 V, 50 cycles—cont.	C/w tuning fork, stowage case and adaptors				
	Spares—cont.					
—	Motor, electric, ½ h.p., 1,425 r.p.m.	Reference 5P/3565		1	—	—
—	Plug, 3 pole	Ref. No. 2221		1	—	—
—	Plug, chassis, neostron mounting plate	Reference 10H/9437315		2	—	—
4103	Plug, input, tuning fork assy.	Bulgin P.463	1	C	each
—	Plug, sump, gearbox	Reference 28R/1396		8	—	—
3806	Potentiometer, 100K ohms	E.20025/4-18	2	C	each
3794	Pulley, double, on motor	B.20025/520	1	C	"
3793	Pulley, single, on variator	B.20025/519	2	C	"
—	Resistor, 1K ohms, 12 w ± 10%	Reference 10W/0113397		1	—	—
—	Resistor, 3K ohms, 12 w ± 10%	Reference 10W/0113408		2	—	—
—	Resistor, 100K ohms ± 10%	Reference 10W/0223039		2	—	—
3795	Ring, locating, gearbox output	C.1562/521	2	C	each
3809	Screw, fixing	For Ref. No. 3009	1320/104	2	C	"
3812	Screw, fixing	For Ref. No. 1882	1354/107	3	C	"
3801	Screw, grub, ⅜ in. Whit. × ¼ in. cone point, socket head.	Bevel gear bracket to variator	C.20025/8-14	6	C	"
3800	Screw, safety, set 4BA × ½ in. cone point, socket head.	For collar on bevel shaft and bevels	C.20025/8-13	6	C	"
4105	Screw, socket, set, cup point, ¼ in. Whit. × ½ in.	Securing coupling to variator	Unbrako	1	C	"
4106	Screw, socket, set, cup point, ¼ in. Whit. × ½ in.	Securing coupling to gearbox	Unbrako	1	C	"
4104	Screw, socket, set, full dog, ¼ in. Whit. × ½ in.	Securing coupling to variator and gearbox	Unbrako	1	C	"
3805	Seal, oil, gearbox input shaft	D.20025/7-19	4	C	"
3804	Shim, gearbox bearing housings	A.1386/701	4	C	"
3796	Shim, locating ring	C.1562/523	A/R	C	"
—	Switch, power pack panel	Reference 10F/9708548		1	—	—
—	Switch, tuning fork assy.	Reference 10F/169		1	—	—
3807	Transformer	E.20025/4-24	1	C	each
—	Valve, power pack	Reference 10CV/574		1	—	—
3799	Variator, variable speed unit	C.20025/8-9	2	A	each
2182	Torque, servo motor, auto throttle/auto trim	Mark 10B autopilot			A	"

RESTRICTED

RESTRICTED

AIRCRAFT INSTRUMENT TEST EQUIPMENT, TOOLS, ACCESSORIES AND UNIT SERVICING SPARES
INDEX TO REFERENCE NUMBERS—cont.
SECTION 6C—cont.

Ref. No.	Page No.	Ref. No.	Page No.	Ref. No.	Page No.	Ref. No.	Page No.	Ref. No.	Page No.	Ref. No.	Page No.	Ref. No.	Page No.	Ref. No.	Page No.
4721	28	4758	72A	4808	120B	4844	98	4884	88	4921	25	4957	72C	4990	72B
4722	28	4759	72A	4809	120B	4845	98	4885	88	4922	25	4958	72C	4991	72B
4723	27	4760	72A	4810	120B	4852	116	4886	88	4923	25	4959	72C	4992	72B
4724	28	4761	72A	4811	120B	4853	116	4887	88	4924	25	4960	72C	4993	72C
4725	25	4762	72A	4812	120B	4854	116	4888	88	4926	25	4961	72C	4994	72C
4726	28	4763	72A	4813	92	4855	116	4889	88	4927	25	4962	72C	4995	72C
4727	27	4764	72A	4814	120B	4856	116	4890	88	4928	24	4963	72C	4996	72B
4728	28	4765	72A	4816	97	4857	116	4891	88	4929	127	4964	72C	4997	72B
4730	44	4766	72A	4817	97	4858	116	4892	88	4930	127	4965	72A	4998	72C
4731	44	4767	72	4819	97	4859	116	4893	88	4932	100C	4966	72A	4999	72C
4732	44	4668	72	4821	98	4860	116	4894	88	4933	100C	4967	72A	5000	72C
4733	115	4769	72	4822	98	4861	116	4895	88	4934	100C	4968	72B	5001	72A
4734	161	4770	72	4823	97	4862	116	4896	87	4935	120B	4969	72B	5002	72D
4735	161	4771	72	4824	97	4863	116	4897	87	4936	120B	4970	72B	5003	72D
4736	161	4772	72	4825	97	4864	116	4898	87	4937	28	4971	72B	5004	72D
4737	161	4773	72	4826	97	4865	100D	4899	87	4938	122	4972	72B	5005	72D
4738	161	4774	72	4827	98	4866	72A	4900	88	4939	120B	4973	72B	5006	72C
4739	161	4775	72	4828	98	3867	72A	4901	88	4949	31	4974	72B	5007	72A
4740	161	4776	72A	4829	98	4868	23	4902	87	4941	46A	4975	72B	5008	89
4741	161	4777	72A	4830	98	3869	23	4903	87	4943	72C	4976	72B	5009	88
4742	100D	4778	72A	4831	98	4870	23	4904	88	4944	72C	4977	72C	5010	88
4743	44	4779	90	4832	98	4871	23	4905	88	4945	72B	4978	72C	5011	88
4747	3	4780	125	4833	98	4872	23	4906	88	4946	72C	4979	72B	5012	88
4748	28	4782	127	4834	97	4873	23	4907	100C	4947	72C	4980	72B	5013	88
4749	103	4783	127	4835	97	4874	23	4910	93	4948	72C	4981	72B	5033	49
4750	103	4784	127	4836	98	4875	23	4911	93	4949	72C	4982	72B	5035	24
4751	103	4787	158	4837	98	4875	23	4913	110E	4950	72C	4983	72B	5036	97
4752	103	4801	81	4838	98	4877	23	4914	117	4951	72B	4984	72B	5037	80
4753	103	4802	124	4839	98	4878	23	4916	25	4952	72C	4985	72B	5038	110M
4754	72A	4803	124	4840	98	4879	23	4917	25	4953	72D	4986	72B	5039	44
4755	72A	4804	124	4841	98	4880	23	4918	25	4954	72C	4987	72B	5047	167
4756	72A	4806	92	4842	98	4881	23	4919	25	4955	72C	4988	72B	5048	167
4757	72A	4807	92	4843	98	4883	88	4920	25	4956	72C	4989	72B	5165	167

RESTRICTED

RESTRICTED

AIRCRAFT INSTRUMENT TEST EQUIPMENT, TOOLS, ACCESSORIES AND UNIT SERVICING SPARES
INDEX TO REFERENCE NUMBERS—cont.
SECTION 6C—cont.

Ref. No.	Page No.	Ref. No.	Page No.	Ref. No.	Page No.	Ref. No.	Page No.	Ref. No.	Page No.	Ref. No.	Page No.	Ref. No.	Page No.	Ref. No.	Page No.
5166	167														
5168	167														
5170	167														
5171	167														
5186	167														
5187	167														

RESTRICTED

204
RESTRICTED

AIRCRAFT INSTRUMENT TEST EQUIPMENT, TOOLS, ACCESSORIES AND UNIT SERVICING SPARES
INDEX TO REFERENCE NUMBERS—cont.
SECTION 6C—cont.

Ref. No.	N.A.T.O. Group/Class No.	Old Ref. No.	Page No.	Ref. No.	N.A.T.O. Group/Class No.	Old Ref. No.	Page No.	Ref. No.	N.A.T.O. Group/Class No.	Old Ref. No.	Page No.
				1041351	6625	706	11				
				1041378	1660	1308	18				
				1042127	6610	470	158				
				1042128	1680	2938	125				
				1042139	4920	2106	119				
				1042444	1730	1265	13				
				1042452	1730	1516	13				
				1044857	6625	779	161				
				1044858	6625	804	39				
				1044859	6625	805	39				
				1044860	6625	807	38				
				1044861	6625	808	38				
				1044863	6625	813	38				
				1044878	6625	472	15				
				1051749	4920	1566	33				
				1052164	6625	992	15				
				1052165	6625	474	30				
				9432886	6685	110	166				
				9432934	6685	220	166				
				9443129	5315	1495	27				
				9443342	3030	1485	27				

RESTRICTED

RESTRICTED

VOCABULARY OF ROYAL AIR FORCE EQUIPMENT
AIRCRAFT GASEOUS APPARATUS, ANCILLARY EQUIPMENT AND UNIT SERVICING SPARES

SECTION 6D
(2nd May, 1966)

Ref. No.	Nomenclature	Detail	Part No. or Drawing No.	No. Off	Class of Store	Denom. of Qty.
1	2	3	4	5	6	7
2428	ADAPTOR	For Masks, oxygen, Types P and Q. Allows the use of Masks, Type P.2A and Q.2A, on aircraft without P.E.C.		—	C	each
1576	ADAPTOR	For charging H.P. oxygen cylinders of American (Skyraider and Avenger) aircraft. For Naval Aviation only.	MR6127	—	B	"
2581	ADAPTOR	803087	—	C	"
2582	ADAPTOR	803088	—	C	"
673	ADAPTOR:— No. 1	For charging American low-pressure oxygen systems.	IN10225	—	C	"
678	No. 2	For charging American high-pressure oxygen cylinders.		—	C	"
2741	Charging, portable, oxygen	For Comet 4C	WKA.12787	1	C	"
113	Inlet	For use with Regulators, oxygen, Mark 11 series.		—	C	"
1648	Inlet, banjo type		—	C	"
1647	Inlet, straight type		—	C	"
						A/L.173

RESTRICTED

1

RESTRICTED

AIRCRAFT GASEOUS APPARATUS, ANCILLARY EQUIPMENT AND UNIT SERVICING SPARES

SECTION 6D—cont.

1	2	3	4	5	6	7
	ADAPTOR—cont.					
2713	“L” head	For nitrogen charging equipment	WKA.26630	1	C	each
114	Outlet	For use with Regulators, oxygen, Mark 11 series.		—	C	”
2714	“Q” head	For nitrogen charging equipment	WKA.25254	1	C	”
2719	Straight	For CO ₂ hose	WKA.29016	1	C	”
	APPARATUS, refilling carbon dioxide cylinders:—					
	Consisting of:—					
95	Cap, filling	Without spindle		1	B	”
1505	Disc, bushing assembly, Type E	K294F	12	C	”
97	Hose, flexible	With blow-off valve	K2112	—	C	set
	Key, valve:—					
98	Filling cap spindle		1	B	each
103	Storage cylinder		1	B	”
99	Spindle, filling cap	K867	2	C	”
	Accessories:—					
583	Adaptor	For use in re-charging Ref. No. 535	K3050	—	B	”
2020	Adaptor, charging	For charging cylinders, Ref. Nos. 9430549 and 9432079.	K10194	1	B	”
—	Balance, spring, pedestal, 28 lbs.	Reference 21C/328		—	—	—
2026	Base	Naval aviation only	K9276	1	—	each
1972	Cap pad sub-assembly	K9273	1	C	”
2027	Gland, spindle	Naval aviation only	K9282	1	C	”
2036	Nipple	Naval aviation only	K9283	1	C	”
2033	Nut	Naval aviation only	K8878	1	C	”
2035	Nut, ring	Naval aviation only	K5722	1	C	”
2029	Pin, lever	Naval aviation only	K8872	1	C	”
1971	Seal, cylinder neck	K9281	1	C	”
2030	Seal, ring	Naval aviation only	K11142	1	C	”
1679	Spring, main	K7147	1	C	”
2031	Thrust-race	Naval aviation only	K8873	1	C	”
1441	Union, pipe, ½ in.		—	C	”

RESTRICTED

RESTRICTED

AIRCRAFT GASEOUS APPARATUS, ANCILLARY EQUIPMENT AND UNIT SERVICING SPARES

SECTION 6D—cont.

1	2	3	4	5	6	7
	APPARATUS, refilling carbon dioxide cylinders <i>—cont.</i>					
	Accessories—cont.					
2289	Valve assembly, blow off	K15700	1	C	each
2034	Valve, relief	Naval aviation only	K8869	1	C	"
2032	Washer	Naval aviation only	K10885	1	C	"
1442	Washer, seating	K5614	—	C	"
	APPARATUS, refilling life-jacket carbon dioxide cylinders:—					
	Consisting of:—					
1835	Disc, bursting assembly	K11265	10	C	"
1639	Grip, fibre	K8762	1	B	"
1638	Rig, charging	K8761	1	A	"
	Spares:—					
1884	Spanner, disc bushing	K11928	1	B	"
1640	Tube, glass, test	K8764	10	C	"
1908	Wrench, torque, 0–60 lbs.	K12820	—	A	"
2175	Washer, sealing, monal metal	WK.25724	10	C	"
2806	BONNET, charging	For 'H' type heads	WKA.27859	1	A	"
	Spares:—					
3149	Adaptor, charging bonnet	WKA.30040	—	B	"
2750	Adaptor, 'A' and 'A1'	WKA.27906	—	B	"
3166	Circlip	Anderton 1400/562	—	C	"
3156	Seal, 'O' ring, spindle/body	Angus R2043	—	C	"
3150	Washer	WK.27948	—	C	"
3151	Washer	Adaptor, charging bonnet to adaptor 'A' and 'A1'	K.12377	—	C	"
	CABIN, pressurisation:—	For Comet, Mark 4C aircraft only.				
2606	Horn, cabin, depressurisation	WKA.26754	1	A	"
2607	Horn, control unit	WKA.26596	1	A	"

RESTRICTED

RESTRICTED

AIRCRAFT GASEOUS APPARATUS, ANCILLARY EQUIPMENT AND UNIT SERVICING SPARES

SECTION 6D—cont

1	2	3	4	5	6	7
428	CAP, blanking	Z.7854	—	C	each
2226	CAP, test, nylon sealing	For use with Ref. No. 2003	A3257	—	C	"
1577	CHASSIS, inflation	For Naval aviation only. In Type G Air Sea Rescue Apparatus.		—	A	"
	CLIP:—					
1698	Aerolex, Type D	For demand oxygen system		—	C	"
1475	Clothing	Naval aviation only		—	C	"
	Harness:—					
2017	Swivel type	Supersedes Ref. No. 1796 at wastage rates		—	A	"
2018	Swivel type		—	C	"
	CONNECTION:—					
237	Blanking		—	C	"
2526	Remote charging and gauge	OP.5400	—	A	"
	Spares:—	Naval aviation only.				
3352	Gauge	OP.1250	—	C	"
3353	Union, blanking, body	OP.18199	—	C	"
3306	Self-sealing	For V.C.10.	WKA.31710	1	C	"
	CONNECTOR:—					
2217	Air ventilated suit, Mark 2	Naval aviation only. Classified; restricted	O/MBEU/9604	—	A	"
2234	Air ventilated suit, Mark 2A	ACO.22886	—	C	"
	Spares:—					
3443	Locator	ACO.20412	1	C	"
3445	Locator assembly, spring	ACO.22888	1	C	"
3442	Ring, sealing	ACO.22891	1	C	"
—	Screw, 4 BA, $\frac{1}{8}$ in. long, c/sk. hd.	Reference 28S/9139723		1	—	"
3444	Spring	ACO.20411	1	C	"
2170	Anti-G, suit, special	Classified; restricted	JC1669-45D	—	C	"
2219	Oxygen, flanged	JC1669-113D	—	C	"
2859	Oxygen, Q.R.	MX.2468-267C	—	B	"

RESTRICTED

RESTRICTED

AIRCRAFT GASEOUS APPARATUS, ANCILLARY EQUIPMENT AND UNIT SERVICING SPARES

SECTION 6D—cont.

1	2	3	4	5	6	7
	COUPLINGS:—					
2222	Dual feed	OP.920	—	A	each
	Accessories:—					
2223	Tube, extension, 3 ft long	OP.2110	1	A	"
	Spares:—					
2225	Plug, Q.R., Mark 7		1	C	"
2224	Socket, Q.R., Mark 8A		1	C	"
1958	Washer, sealing, plug	OP.13192	2	C	"
2580	Quick release	802919	—	A	"
1440	GRATE, oxygen cylinder	To hold 3 oxygen cylinders, 2,250 litres, Mark 10A (Ref. No. 9429900). (Cylinder, Mark 10, Ref. No. 9429898, may be fitted in peace-time for use in transport aircraft only). Supplied empty.		—	A	"
	CYLINDERS, compressed air:—					
3020	Mark 2L	For M.S.9 Liferaft, Mark 3, in Andover and V.C.10 aircraft.	K.31351	1	A	"
3022	Mark 9B	For M.S.26 Liferaft, Mark 2 in Andover and V.C.10 aircraft.	WKA.31352	2	A	"
3021	Mark 11L	For M.S.26 Liferaft, Mark 2 in Andover and V.C.10 aircraft.	WKA.31350	2	A	"
	Accessories:—					
1854	Adaptor, domed banjo	} For Ref. Nos. 3020 and 3021	K.11964	—	B	"
3026	Banjo, ¼ in. B.S.P. outlet		WKA.27814/A	1	C	"
3023	Head, operating, Type 15	} For Ref. No. 3022 only	WKA.31141	—	C	"
3030	Hose, 12 in., ⅜ in. B.S.P. × ⅜ in. B.S.P.	} For Ref. Nos. 3020, 3021 and 3022	WKA.31540	—	C	"
3029	Hose, 54 in. ¼ in. B.S.P. × ⅜ in. B.S.P.		WKA.31354	—	C	"
3025	Lock, safety, fitted with streamer		} For Ref. Nos. 3020 and 3021	WKA.31539	—	C
3024	Release mechanism, Mark 4		WKA.31565	—	C	"
3031	Tee piece, ⅜ in. B.S.P. all ends	For Ref. Nos. 3020, 3021 and 3022	WKA.31355	—	C	"
—	Washer, sealing, Dowty	Reference 28F/9434374. For Ref. Nos. 3020 and 3021.		—	—	—

RESTRICTED

RESTRICTED

AIRCRAFT GASEOUS APPARATUS, ANCILLARY EQUIPMENT AND UNIT SERVICING SPARES

SECTION 6D—cont.

1	2	3	4	5	6	7
	CYLINDERS, demand, emergency oxygen:—	C/w operating head.				
2284	Mark 1	OP.4240	—	A	each
2620	Mark 2	OP.5970	—	A	"
2752	Mark 3	OP.5800	—	A	"
2881	Mark 3A	OP.5810	—	A	"
2919	Mark 3B	OP.6920	—	A	"
	Spares:—	For all Marks unless otherwise stated.				
3354	Body, banjo	For Mark 3 only. Naval aviation only	OP.16967	—	C	"
1234224	Bolt, banjo	OP.16344	—	C	"
2409	Cover assembly	OP.16171	—	C	"
—	Gauge	Ref. No. 3352. For Mark 3 only.	—	—	—
2918	Label	For Mark 1 only	SS.697	—	C	each
2408	Pin, safety, assy	OP.16647	—	C	"
—	Screw, ch. hd., s/steel, 6BA × 1/8 in.	Reference 28S/9132128	—	—	—
—	Seal, bonded	Reference 28F/9428452	—	—	—
3268	Spacer	OP.16350	1	C	each
—	Union, blanking, Mark 4	Ref. No. 1565	—	—	—
3360	Valve assembly	1037 × 040	—	C	each
3314	Valve assy., relief	OP.15224	—	C	"
2556	Valve, non-return, Mark 3	—	B	"
—	Washer, shakeproof	Reference 28W/11066	—	—	—
	CYLINDERS, gas, carbon dioxide:—	With valve and without operating head, except where stated otherwise.				
9430542	Mark 1	K.8197	—	A	each
9430543	Mark 2	K.8198	—	A	"
	Accessories:—	For transit.				
1804	Cap, rubber, sealing	3508P	1	C	"
9430544	Mark 2A	K2481	—	A	"
	Accessories:—	For transit.				
—	Cap, rubber, sealing	Ref. No. 1804	1	—	—
9430545	Mark 2L	K11488	1	A	each
	Accessories:—	For use with M.S.5 dinghy (pre-packed stowage).				
1937	Banjo	K.9937	—	C	"
1936	Banjo	K.10887	—	C	"

RESTRICTED

RESTRICTED

AIRCRAFT GASEOUS APPARATUS, ANCILLARY EQUIPMENT AND UNIT SERVICING SPARES

SECTION 6D—cont.

1	2	3	4	5	6	7
	CYLINDERS, gas, carbon dioxide:—cont.					
	Mark 2L—cont.					
	Accessories—cont.	For use with M.S.5 dinghy (pre-packed stowage).				
1790	Banjo, single outlet	K.8468	1	B	each
2375	Connection, safety outlet	For Victor aircraft	WKA.27625	1	B	"
1853	Connector, high temperature, discharge unit	K.12205	1	B	"
—	Hose, high pressure, 17¼ in.	Reference 27C/2190		1	—	—
3052	Indicator and hose assembly	For Victor aircraft	WKA.31497	1	C	each
1852	Indicator, high temperature discharge	K.12206	1	A	"
2376	Loop, copper	For Victor aircraft	WKA.27626	1	B	"
2349	Piston unit	WKA.27274	1	C	"
1851	Piston unit, high temperature discharge	K.11471	1	C	"
1941	Ring sealing	For Comet and Victor aircraft	K.10890	—	C	"
2178	Release mechanism, in line type	K.15635	1	A	"
2945	Valve, discharge assembly	For Comet and Victor aircraft	WKA.30250	1	C	"
1811	Washer, banjo sealing	K.7406	2	C	"
	Accessories:—	For use with M.S.5 dinghy (valise stowage).				
—	Adaptor, domed banjo	Ref. No. 1854		1	—	—
—	Banjo, single outlet	Ref. No. 1790		1	—	—
—	Hose, high pressure, 17¼ in.	Reference 27C/2190		1	—	—
1802	Plug, safety outlet	For transit purposes	K.9591	1	C	each
1798	Release mechanism, in-line type	K.11275	1	C	"
	Spares:—					
2380	Washer, safety disc sealing	WK.27503	1	C	"
9430546	Mark 3	K.8199	—	A	"
	Accessories:—	For transit.				
—	Cap, rubber sealing	Ref. No. 1804		1	—	—
2753	Mark 3, 86 grammes	K.11264	—	C	each
9430547	Mark 3L	C/w operating head, Type L	K.11489	—	A	"
	Accessories:—	For transit.				
—	Plug, safety outlet	Ref. No. 1802		1	—	—
	Accessories:—	For use with Airborne Lifeboat, Mark 3.				
—	Banjo, single outlet	Ref. No. 1790		1	—	—

RESTRICTED

7

RESTRICTED

AIRCRAFT GASEOUS APPARATUS, ANCILLARY EQUIPMENT AND UNIT SERVICING SPARES

SECTION 6D—cont.

1	2	3	4	5	6	7
	CYLINDERS, gas, carbon dioxide—cont.					
	Mark 3L—cont.					
	Accessories—cont.	For use with Airborne Lifeboat, Mark 3.				
	Banjo, single outlet—cont.					
	Accessories:—					
1791	Adaptor, banjo	K.8678	1	B	each
1812	Cap, banjo transit	K.11491,	1	C	"
—	Washer, banjo sealing	Ref. No. 1811	2	—	—
	Accessories:—	For use with Lindholme Apparatus, Mark 3				
2177	Cable, operating CO ₂ special	K.16494	1	C	each
2182	Release mechanism, in-line type, special	WKA.25168	1	C	"
	Accessories:—	For use with M.S.9 dinghy (Valise stowage).				
—	Adaptor, domed banjo	Ref. No. 1854		1	—	—
—	Banjo, single outlet	Ref. No. 1790		1	—	—
—	Release mechanism, in-line type	Ref. No. 1798		1	—	—
—	Washer, banjo sealing	Ref. No. 1811		2	—	—
	Spares:—	For Mark 3L only.				
1807	Disc, safety	K.351	1	C	each
2855	Pin, safety	For Ref. No. 2182	WK.25170	—	C	"
1810	Ring, safety, outlet seal	K.9469	1	C	—
—	Washer, safety, disc sealing	Ref. No. 2380		1	—	—
1809	Washer, safety, disc shearing	K.352	1	C	each
9430548	Mark 8	K.8226	—	A	"
3428	Mark 9C	For Canberra T.4. (With ejection seat, Type 3CT).	WKA.31550	2	A	"
9430549	Mark 9Q	C/w operating head, Type Q		—	A	"
	Spares:—					
1973	Cap, indicating, plastic	K.12543	1	C	jar of 10
—	Disc, safety	Ref. No. 1807		1	—	—
1808	Washer, safety, disc sealing	K.354	1	C	each
—	Washer, safety, disc shearing	Ref. No. 1809		1	—	—
9432079	Mark 10Q	C/w operating head, Type Q		—	A	each
9430550	Mark 11L	C/w operating head, Type L	K11999	—	A	"

RESTRICTED

RESTRICTED

AIRCRAFT GASEOUS APPARATUS, ANCILLARY EQUIPMENT AND UNIT SERVICING SPARES

SECTION 6D—cont.

1	2	3	4	5	6	7
	CYLINDERS, gas, carbon dioxide—cont.					
	Mark 11L—cont.					
	Accessories:—	For use with M.S.9 dinghy (built-in stowage)				
2179	Adaptor, elbow		K15742	—	B	each
—	Banjo	Ref. No. 1936		—	—	—
—	Banjo	Ref. No. 1937		—	—	—
1939	Banjo, safety outlet		K13286	—	C	each
1940	Disc, indicator blow out		K9463	—	C	"
1942	Elbow, gas outlet		K13211	—	C	"
1938	Loop, copper		K9931	—	C	"
1934	Mechanism, plunger type operating		K7640	—	C	"
1943	Nut, coupling		K13212	—	C	"
—	Release mechanism, in-line type	Ref. No. 1798		—	—	—
—	Ring, sealing	Ref. No. 1941		—	—	—
2180	Tube, connecting		WKA25192	—	B	each
—	Washer, banjo sealing	Ref. No. 1811		—	—	—
	Accessories:—	For use with M.S.20 dinghy.				
—	Adaptor	Ref. No. 2244. For Britannia aircraft		1	—	—
—	Adaptor, domed banjo	Ref. No. 1854		1	—	—
1860	Banjo, safety outlet assembly		K12076	1	B	each
—	Banjo, single outlet	Ref. No. 1790		1	—	—
2453	Banjo, swivel, double		K3525	—	C	each
—	Banjo, swivel, single	Reference 27C/2207		1	—	—
1862	Block, cylinder restraining		K12077	1	C	each
	Spares:—					
2023	Pad, adjustable, cylinder restraint	For Ref. No. 1862	K11463	1	C	"
1861	Hose, safety outlet interconnecting		K12000	1	B	"
—	Indicator, high-temperature discharge	Ref. No. 1852		1	—	—
2021	Lock, safety	Mod. S.R.206	K13337	1	B	each
1859	Piston unit and banjo, high-temperature discharge.		K11465	1	A	"
1927	Release mechanism, in line		K13076	1	C	"
1856	Release mechanism, pressure-operated		K11935	1	C	"
—	Washer, banjo-sealing	Ref. No. 1811		4	—	—

RESTRICTED

RESTRICTED

AIRCRAFT GASEOUS APPARATUS, ANCILLARY EQUIPMENT AND UNIT SERVICING SPARES

SECTION 6D—cont.

1	2	3	4	5	6	7
	CYLINDERS, gas, carbon dioxide—cont.					
	Mark 11L—cont.					
	Accessories:—	For use with M.S.26 dinghy.				
1799	Adaptor, gas outlet	K9588	—	B	each
2596	Banjo, high-temperature discharge	WKA29141	—	B	"
—	Banjo, safety outlet assembly	Ref. No. 1860		—	—	—
—	Banjo, single outlet	Ref. No. 1790		—	—	—
2916	Cable, release	WKA30485	—	C	each
—	Hose, safety outlet	Ref. No. 1861		—	—	—
2621	Mechanism, plunger type operating head	WKA29140	1	A	each
2518	Pipe, coupling, flexible, 30 in.	K12000B	—	B	"
—	Piston unit	Ref. No. 2349		—	—	—
—	Piston unit and banjo, H.T. discharge	Ref. No. 1859		—	—	—
—	Release mechanism, in-line	Ref. No. 1927		1	—	—
	Spares:—					
—	Lock, safety	Ref. No. 2021		1	—	—
—	Sleeve, retaining	Ref. No. 2293		1	—	—
—	Release mechanism, pressure-operated	Ref. No. 1856		1	—	—
2622	Vent and coupling assembly	WKA28981	1	C	each
—	Washer, banjo-sealing	Ref. No. 1811		4	—	—
	Accessories:—	General:— For all CO ₂ cylinders.				
1473	Cap, protection	For sealing of empty dinghy CO ₂ cylinders (other than Mark 9) in store.	K6269	—	C	each
1420	Cap, protection, brass	For transit of unheaded charged CO ₂ dinghy cylinders.	K4068	—	C	"
	Spares:—					
—	Washer, safety disc sealing	Ref. No. 2380		1	—	—
3332	Mark 13 (34 gramme)	For lifejackets	WKA.31295	1	C	each
2950	Type 10, Mark A	Naval aviation only	WKA30733	2	A	"
	CYLINDER, gas, compressed air:—					
	400 cu. in.:—					
9440587	Type F, without end fitting	450 lb. per sq. in. pressure		—	A	"
	Accessories:—					
492	Union, end		—	C	"

RESTRICTED

RESTRICTED

AIRCRAFT GASEOUS APPARATUS, ANCILLARY EQUIPMENT AND UNIT SERVICING SPARES

SECTION 6D—cont.

1	2	3	4	5	6	7
	CYLINDER, gas, compressed air—cont.					
	400 cu. in.—cont.					
	Type F, without end fitting—cont.					
	Accessories—cont.					
491	Union, reducing	n			C	each
615	Washer		AGS.1011/5	—	C	"
	620 cu. in.—					
9440405	Type E, without end fitting		450 lb. per sq. in. pressure	—	A	"
	Accessories:—					
—	Union, end		Ref. No. 492	—	—	—
—	Union, reducing	n	Ref. No. 491	—	—	—
—	Washer		Ref. No. 615	—	—	—
	75 litre:—					
9433411	Mark 5A, C/w cone end fitting		Hawker F.175629. For naval aviation only..	—	A	each
	Accessories:—					
136	Case, transit			—	A	"
	750 litre:—					
	Mark 5D:—		Wirewound. Tropicalised. 1,800 lb. per sq. in. pressure.			
9429885	With 3-way piece			—	A	"
9429886	With 5-way piece			—	A	"
9429884	With valve			—	A	"
	1,250 litre:—					
	Mark 5F:—		Wirewound, Tropicalised. 3,000 lb. per sq. in. pressure.			
9429887	With 3-way piece			—	A	"
	2,250 litre:—					
	Mark 10A:—					
9436094	With 3-way piece		1,800 lb. per sq. in.	—	A	"
9429888	With 5-way piece		1,800 lb. per sq. in.	—	A	"
9431577	With valve			—	A	"
2008678	4,260 litre		Wirewound. 3,500 lb. per sq. in. For rapid engine starting systems.	—	A	"
					18854B	
					26767B	

RESTRICTED

RESTRICTED

AIRCRAFT GASEOUS APPARATUS, ANCILLARY EQUIPMENT AND UNIT SERVICING SPARES

SECTION 6D—cont.

1	2	3	4	5	6	7
9440440	CYLINDER, gas, nitrogen	For Belvedere aircraft only	K.14193	4	A	each
	CYLINDER, gas, nitrogen:—					
	87 litre:—					
	Mark 5B:—					
9431554	With valve	18859/B	—	A	"
	400 litre:—					
2009272	With 3-way piece	1,800 lb. per sq. in. For 'X' band waveguide pressurisation systems. Wirewound.	23025B	1	A	"
	750 litre:—					
	Mark 5D:—	Wirewound. Tropicalised. 1,800 lb. per sq. in. pressure.				
9429890	With 3-way piece		—	A	"
9429891	With 5-way piece		—	A	"
	2,250 litre:—					
	Mark 10A:—	Wirewound. 1,800 lb. per sq. in. pressure.				
9430574	With 3-way piece		—	A	"
9429892	With 5-way piece		—	A	"
2008679	4,260 litre	Wirewound. 3,500 lb. per sq. in. For emergency undercarriage lowering.	26767B	1	A	"
	CYLINDER, gas, oxygen:—					
	400 litre:—					
	Mark 14:—	1,800 lb. per sq. in. pressure.				
9429893	With valve		—	A	"
	Accessories:—					
1931	Case, transit	22719B	1	A	"
	Mark 14A:—					
9430906	With 3-way piece	Wirewound. Naval aviation only		—	A	"
	750 litre:—					
	Mark 5D:—	Wirewound. Tropicalised. 1,800 lb. per sq. in. pressure.				
9429895	With 3-way piece		—	A	"
9429896	With 5-way piece		—	A	"
9429894	With valve		—	A	"

RESTRICTED

RESTRICTED

AIRCRAFT GASEOUS APPARATUS, ANCILLARY EQUIPMENT AND UNIT SERVICING SPARES

SECTION 6D—cont.

1	2	3	4	5	6	7
	CYLINDER, gas, oxygen—cont.					
	2,250 litre:—					
	Mark 10:—	Not wirewound, 1,800 lb. per sq. in. pressure				
9431827	With 3-way piece		—	A	each
9429898	With 5-way piece		—	A	"
9429897	With valve		—	A	"
	Mark 10A:—					
9429900	With 5-way piece	Wirewound		—	A	"
9429899	With valve	Wirewound		—	A	"
	Accessories:—					
1661	Cap, sealing	For empty 75, 150, 750 and 2,250 litre cylinders		—	C	"
536	Capsule, valving	For use in fitting valves to 75, 150, 750 and 2,250 litre H.P. gas cylinders.		—	C	"
—	Case, transit, Mark 5B	Ref. No. 657. To carry six 750 litre or six 1,250 litre cylinders.		—	—	—
1472	Case, transit, Mark 8	For 2,250 litre H.P. gas cylinders		—	A	each
	Spares:—	For Cylinders with 5-way pieces.				
1074	Nut, sealing plug		—	C	"
1075	Olive		—	C	"
1073	Plug, retaining		—	C	"
—	Valve, non-return, Mark 1	Ref. No. 427		—	—	—
1076	Washer		—	C	each
	Spares:—	For Cylinders with Valve.				
1818	Handle	OP.11303	—	C	"
462	Nut, gland	IN4558/1	—	C	"
463	Nut, lock		—	C	"
459	Spindle		—	C	"
—	Union, blanking, Mark 1		—	C	"
656	Washer, fibre		—	C	"
464	Washer, gland, lower		—	C	"
1706	Washer, gland, P.T.F.E.	IN4556/2	—	C	"
465	Washer, gland, upper	IN4556/1	—	C	"

RESTRICTED

RESTRICTED

AIRCRAFT GASEOUS APPARATUS, ANCILLARY EQUIPMENT AND UNIT SERVICING SPARES

SECTION 6D—cont.

1	2	3	4	5	6	7
2890	CYLINDER, oxygen, portable	K.10181, Issue 16	—	A	each
	Spares:—					
3095	Cap, filler	K.16641	—	C	"
3096	Washer, hollow bolt	K.11499	—	C	"
3097	Washer, sealing	K.12434	—	C	"
	ECONOMISER, oxygen:—					
1444	Mark 4		—	A	"
	Accessories:—					
1687	Carton, packing	Full tropical to 14 M.U. Drg. 6D/1444/CON.		—	C	"
905	Tape, masking, self-adhesive	Clean edge 1½ in. wide. For sealing economisers when fitted in an inverted position in aircraft.		—	C	roll
	Spares:—					
1778	Bag	To be disposed of after shelf life of 5 years ..		1	C	each
619	Breather assembly	W8264/5 and W8235/4.	—	C	"
610	Connection, outlet	W8649/4	—	C	"
1732	Cover	Complete with rocker arm. For naval aviation only.	IN14202	—	C	"
1135	Cover, breather	IN5451	—	C	"
2348	Disc, valve assembly, c/w spring	W7607/2, W8226/2	1	C	"
621	Filter, gauge	W8235/2 and 3	—	C	"
622	Clip	W8264/1	—	C	"
2338	Plate, pressure and rocker arm assembly ..	Post Mod. Inst. G.480	OP16232	1	C	"
2456	Ring, rubber	IN7607/1	—	C	"
1566	Screw	6 B.A. special for securing valve housing ..		—	C	"
1815	Set of parts for Mod. G.235	W8649/1	1	C	set
2623	Stop	Part of Mod. G.480	OP15799	—	C	each
1635	Washer, bag		—	C	"
1636	Washer, banjo	W8236/4	—	C	"
2346	Washer, outlet connection	W8326/7	1	C	"
1637	Washer, port securing nut	W8236/3	—	C	"
2337	FILTER, 5 micron, and bracket assembly		—	A	"

RESTRICTED

RESTRICTED

AIRCRAFT GASEOUS APPARATUS, ANGLIARY EQUIPMENT AND UNIT SERVICING SPARES

SECTION 6D—cont.

1	2	3	4	5	6	7
630	FILTER, H.P. pipeline:— Compressed air	For workshop use.	IN10219	—	B	each
631	Spares:— Pad, felt		—	C	"
574	Oxygen:— Mark 1		—	C	"
1660	Mark 2A		—	C	"
1599	Spares:— Pipe, connecting	Elbow end		—	C	"
1446	Pipe, connecting	Straight end		—	C	"
2571	FIXTURE, gas test	WKA26953	—	C	"
1650	FLANGE, L.P. hose connector		—	C	"
	GAUGE:— For 75 and 750 litre cylinders:—	For Repair Depots only. For repair and re-conditioning of 75 and 750 litre cylinders.				
	B.S.P.:—					
841	$\frac{1}{8}$ in. Not Go cone	0929 A.M.V.	—	B	"
839	$\frac{3}{16}$ in. Not Go cone	0937 A.M.V.	—	B	"
836	$\frac{1}{4}$ in. Not Go cone	0941 A.M.V.	—	B	"
842	Ring, full form, Go, $\frac{1}{4}$ in.		—	B	"
—	Ring inspection standard, Go, $\frac{1}{8}$ in.	Reference 63B/249		—	—	"
—	Screw-thread plug, D.E.:—					
—	No-Go, effective dia. & core, R.H., $\frac{1}{8}$ in.	Reference 63B/293	0527V	—	—	—
—	No-Go, effective dia. & core, R.H., $\frac{3}{16}$ in.	Reference 63B/295	0535V	—	—	—
—	No-Go, effective dia. & core, R.H., $\frac{1}{2}$ in.	Reference 63B/296	0539V	—	—	—
—	Screw-thread plug, S.E.:—					
—	Go, full form, R.H., $\frac{3}{8}$ in.	Reference 63B/284	0135V	—	—	—
—	Go, full form, R.H., $\frac{1}{2}$ in.	Reference 63B/285	0139V	—	—	—
852	Concentricity	V5214A and B	—	B	each
854	Diameter Go, concentricity and thickness Go	5213 A.M.V.	—	B	"
859	Go and Not Go, depth	4231 A.M.V.	—	B	"

RESTRICTED

RESTRICTED
15

AIRCRAFT GASEOUS APPARATUS, ANCILLARY EQUIPMENT AND UNIT SERVICING SPARES

SECTION 6D—cont.

1	2	3	4	5	6	7
	GAUGE—cont.					
	For 75 and 750 litre cylinders—cont.					
848	Go and Not Go, diameter	4228 A.M.V.	—	B	each
856	Go and Not Go, diameter	5219 A.M.V.	—	B	"
850	Go and Not Go, flats	3267 A.M.V.	—	B	"
851	Go and Not Go, flats	3269 A.M.V.	—	B	"
849	Go and Not Go, flats	5217 A.M.V.	—	B	"
846	Go and Not Go, thickness	4230 A.M.V.	—	B	"
853	Go and Not Go, width	5220 A.M.V.	—	B	"
855	Not Go thickness, Not Go	5218 A.M.V.	—	B	"
862	Plug, plain, 0.715 in.	V6128	—	B	"
863	Plug, plain, 0.715 in.	V6129	—	B	"
861	Plug, screw effective diameter, 0.715 in.		—	B	"
860	Plug, screw, full form, 0.715 in.	V6130	—	B	"
844	Ring, $\frac{7}{16}$ in. plug, Go and Not Go		—	B	"
864	Ring, full form, 0.715 in.	V6132, Fig. 7	—	B	"
866	Ring, plain, 0.715 in.	V6134, Fig. 9	—	B	"
867	Ring, plain, 0.715 in.	V6135	—	B	"
865	Ring, screw effective diameter, 0.715 in.	V6133	—	B	"
845	Square hole in hand-wheel Go and Not Go flats.	5215 A.M.V.	—	B	"
847	Thread and concentricity	V4229 A and B	—	B	"
	Wickman caliper type:—					
—	Go and No-Go, R.H., $\frac{1}{8}$ in. B.S.P.	Reference 63B/241		—	—	—
—	Go and No-Go, R.H., $\frac{1}{4}$ in. B.S.P.	Reference 63B/242		—	—	—
—	Go and No-Go, R.H., $\frac{3}{8}$ in. B.S.P.	Reference 63B/243		—	—	—
—	Go and No-Go, R.H., $\frac{1}{2}$ in. B.S.P.	Reference 63B/244		—	—	—
1688	GAUGE, high pressure		—	B	each
2708	GAUGE, lifeline pressure	For Lightning T.5	OP5750	2	C	"
	GAUGE, pressure:—					
2486	Air	For Lightning aircraft	EU.13.LN/K006	—	C	"

RESTRICTED

RESTRICTED

AIRCRAFT GASEOUS APPARATUS, ANCILLARY EQUIPMENT AND UNIT SERVICING SPARES

SECTION 6D—cont.

1	2	3	4	5	6	7
2237	GAUGE, pressure—cont. Oxygen, fluorescent, Mark 4		—	C	each
—	Accessories:— Pipe, flexible, oxygen	Reference 26DC/9389. For Vulcan Mark 2 aircraft only.		—	—	—
246	GAUGE, quantity, oxygen, luminous		—	B	each
2716	HEAD, charging, Mark 2	For Nitrogen charging equipment	WKA.26915	1	A	"
3146	Spares:— Adaptor, quick coupling	WKA.26933	—	B	"
—	Seal, 'O' ring, body/cylinder support assy. ..	Reference 16B/6697		—	—	—
—	Seal, 'O' ring, cylinder support assy. ..	Reference 16B/8473		—	—	—
—	Seal, 'O' ring, spindle/body	Reference 16B/8316		—	—	—
3147	Valve, relief, complete	WKA.26932	—	C	each
3148	Washer, for relief valve	K.13300	—	C	"
	HEAD, operating:— Carbon dioxide gas cylinder:—					
79	Type B	Direct operation	K910	—	C	"
633	Type F*	Lindholme rescue dinghy apparatus		—	A	"
	Accessories:—					
636	Cup, tensioning, soluble plug		—	B	"
635	Key, tensioning		—	B	"
	Spares:—					
698	Cap, indicator	K.4411	—	C	"
699	Cutter	K.4413	—	C	"
634	Housing, soluble plug	Complete with pin		—	C	"
637	Plug, soluble	Glass tubes, containing 3 sets of 2		—	C	"
697	Ring, snap indicator	K.4410	—	C	"
163	Spanner, 'C'		—	C	"
126	Type G		—	C	"
754	Type G*	For Naval aviation only		—	A	"
803	Type G3	K.3734/1	—	C	"

RESTRICTED

RESTRICTED

AIRCRAFT GASEOUS APPARATUS, ANCILLARY EQUIPMENT AND UNIT SERVICING SPARES

SECTION 6D—cont.

1	2	3	4	5	6	7
	HEAD, operating—cont.					
	Carbon dioxide gas cylinder—cont.					
454	Type H	K2775	—	A	each
911	Type H2	Fitted with plug, Crabtree type, 3-pole (Reference 5CY/3003).	—	A	"
1456	Type H2A	Required for gas-operated positive locking mechanisms of the dinghy storage compart- ments.	—	A	"
	Spares:—	For Ref. Nos. 454, 911 and 1456.				
1288	Bush, cartridge	2813	—	C	"
902	Cable, connector assembly	2895	—	C	"
1295	Pin, clamp, locking	2786	—	C	"
1312	Pin, cutter, collar	3404	—	C	"
1346	Pin, split		—	C	"
3283	Plug		—	C	"
1324	Spring, detent, lever	WK.32443	—	C	"
1325	Spring, lever	2855	—	C	"
—	Tape, self-adhesive, waterproof, green, ¼ in.	Reference 32B/585. For piston exhaust parts	2843	—	C	"
1362	Transfer, pictorial		—	C	Pkt. of 25 each
3284	Washer	K.4533	—	C	"
1330	Washer, piston, brass	3404	—	C	"
1329	Washer, piston, P.V.C.	K.10914	—	C	"
—	Washer, steel, spring, thick, single	Reference 28W/3098. A.G.S. 162/C		—	C	"
1299	Washer, upper and gland, P.V.C.	K.10915	—	C	"
1624	Type M	For aircrew life-jackets		—	C	each
1567	Type P	For Naval aviation only, in Type G Air/Sea rescue apparatus.		—	A	"
	Accessories:—					
1584	Manifold		—	B	"
	Spares:—					
1829	Ball, swivel	K8236	2	C	"
1844	Bonnet, "G" head, lightweight, sub- assembly.		1	C	"

RESTRICTED

RESTRICTED

AIRCRAFT GASEOUS APPARATUS, ANCILLARY EQUIPMENT AND UNIT SERVICING SPARES

SECTION 6D—cont.

1	2	3	4	5	6	7
	HEAD, operating—cont.					
	Carbon dioxide gas cylinder—cont.					
	Type P—cont.					
	Spares—cont.					
1832	Clamp	K7828	1	C	each
1833	Clip, safety, sub assembly	L8298	1	C	"
1830	Housing	K8295	1	C	"
1831	Striker assembly	K8311	1	C	"
1834	Strop and shackle, sub-assembly	K8307	1	C	"
2235	Type V	K16565	—	A	"
	Accessories:—					
1574	Key, cutter, removing	K.4613	—	B	"
—	Key, valve, filling cap, spindle	Ref. No. 98		—	—	—
1575	Lever, loading	K7464	—	B	each
640	Spanner		—	B	"
1592	Spanner, head gland bush	K7463	—	B	"
—	Spindle, filling cap	Ref. No. 99		—	—	—
—	Switch, immersion	Ref. No. 148		—	—	—
3165	Type 10, Mark B	Naval aviation only	WKA.30733/2	—	C	each
3002	HEAD, operating, automatic, Mark 9	Naval aviation only	WKA.30732	—	C	"
3427	HEAD, operating, automatic, Type 11, Mark A	For Canberra T4 (with ejection seat, Type 3CT)	WKA.30913	2	C	"
2277	HEAD, operating, hydrostatic	For Belvedere aircraft only	WKA.25528	1	A	"
2278	HEAD, portable, Type 'Y'	For Belvedere aircraft only	WKA.25009	3	A	"
	HOSE ASSEMBLY:—					
2171	Air ventilated suit, Mark 1	Classified; Restricted	JC1669-245D	—	C	"
	Spares:—					
3448	Circlip	MBEU.10814	1	C	"
3446	Connector, A.V.S., Mark 4	MBEU.19431	1	C	"
3449	Connector A.V.S., special	JC.1669-1780	1	C	"

RESTRICTED

RESTRICTED

A/L.184

AIRCRAFT GASEOUS APPARATUS, ANCILLARY EQUIPMENT AND UNIT SERVICING SPARES

SECTION 6D—cont.

1	2	3	4	5	6	7
	HOSE ASSEMBLY—cont.					
	Air ventilated suit, Mark 1—cont.	Classified; Restricted				
	Spares—cont.					
3450	Hose, anti-kink, $\frac{7}{8}$ in. diam., $2\frac{1}{2}$ in long	DAS.412G	1	C	each
3447	'O' ring	Sp. 915-16	1	C	"
2262	Air ventilated suit, Mark 3	KS.1978-48D	—	C	"
	Spares:—					
3452	Circlip	MBEU.19412	1	C	"
3451	Connector, A.V.S. Mark 6	MBEU.19408	1	C	"
3438	'O' ring	Sp.915-11	1	C	"
	Oxygen Mask:—					
2073	Mark 1	For use without Pressure jerkin		—	A	"
2169	Mark 2	Classified: Restricted	MBEU/13550	—	A	"
2216	Mark 4	Classified: Restricted. Naval aviation only		—	C	"
2854	Mark 7	MX.2468-266C	—	A	"
	Accessories:—					
2682	Connection, for air ventilated suit	For Ref. No. 2073 only	MBEU/19406	—	C	"
	Spares:—					
3439	Circlip	MBEU.9733	1	C	"
—	'O' ring	Ref. No. 3438		1	—	"
2680	Connection, for anti-g. suit	For Ref. No. 2073 only	MBEU/19375	—	C	each
	Spares:—					
3441	Circlip	MBEU.9732	1	C	"
3440	'O' ring	Sp. 915-3	1	C	"
2282	Sheath, protective rubber	For Ref. No. 2073 and 2216	MBEU/15766	1	C	"
2405	Sheath, protective, rubber	For Ref. No. 2169	MBEU/15777	1	C	"
	Spares:—					
2568	Connection, demand emergency oxygen	For Ref. No. 2854	MX.2468-41C	1	C	"
2947	Connection, oxygen, Q.R.	For Ref. No. 2854	MX.2468-135C	1	C	"
2565	Ferrule, tapered	For Ref. No. 2073	MBEU/13067	1	C	"
2830	Handle, operating, P.E.C.	For Ref. No. 2216	MBEU/22427	—	C	"
—	Hose, anti-kink, $\frac{3}{4}$ in. diam.	For all Hose assemblies, oxygen mask. Make from Reference 32C/701.		—	—	"
3287	Hose assembly, H.P.	Naval aviation only	MBEU/386UW	—	A	each

RESTRICTED

RESTRICTED

AIRCRAFT GASEOUS APPARATUS, ANCILLARY EQUIPMENT AND UNIT SERVICING SPARES

SECTION 6D—cont.

1	2	3	4	5	6	7
	HOSE ASSEMBLY—cont.					
	Oxygen Mask—cont.					
	Accessories—cont.					
—	Mic.-Tel. assy, c/w Socket, Type 626 and Plug, Type 671.	Reference 10HB/13856. For Ref. No. 2854 ..		1	—	—
3186	Mic.-Tel. lead (high altitude)	For Ref. No. 2216	MBEU/9727	1	C	each
3185	Mic.-Tel. lead (low altitude)	For Ref. No. 2216	MBEU/9349	1	C	"
2566	Nut, for Tel.-Mic.	For Ref. No. 2073	MBEU/9661	1	C	"
2833	Pin, connecting	For Ref. No. 2216	MBEU/8428	—	C	"
3162	Pin, indent, special, $\frac{1}{8}$ in. i/d \times $\frac{11}{16}$ in. ..	Mod. PE.23	DS9/B22	1	C	"
—	Plug, Mic.-Tel., Type 671	Reference 10H/9466652. For Ref. No. 2854 ..		1	—	—
2831	Plunger, latch, P.E.C.	For Ref. No. 2216	MBEU/20851	—	C	each
2832	Plunger, switch, P.E.C.	For Ref. No. 2216	MBEU/9135	—	C	"
—	Ring, sealing, rubber	Reference 27L/1962. For Ref. No. 2169 ..		1	—	—
2299	Ring, sealing, rubber	} For Ref. Nos. 2073, 2169 and 2854	MBEU/13547	1	C	each
2300	Ring, sealing, rubber		MBEU/13546	1	C	"
2301	Ring, sealing, rubber		MBEU/13549	1	C	"
2562	Seal, gasket	For Ref. No. 2073	MBEU/9117	1	C	"
—	Socket, bayonet union, Mark 7A	Ref. No. 2116. With dog clip. For Ref. Nos 2073, 2169, 2216 and 2854.		1	—	—
—	Socket, Mic.-Tel., Type 626	Reference 10H/18574. For Ref. Nos. 2073, 2169, 2216 and 2854.		1	—	—

RESTRICTED

20a

RESTRICTED

AIRCRAFT GASEOUS APPARATUS, ANCILLARY EQUIPMENT AND UNIT SERVICING SPARES

SECTION 6D—cont.

1	2	3	4	5	6	7
	HOSE ASSEMBLY—cont.					
	Oxygen Mask—cont.					
	Spares—cont.					
2560	Sub-assembly, man portion	For Ref. No. 2169	MBEU/13891	1	A	each
2561	Sub-assembly, man portion	For Ref. No. 2073	MBEU/13890	1	A	"
2624	Washer	For Ref. No. 2216	1755	—	C	"
2564	Washer, Klingerite	For Ref. No. 2073	MBEU/9281	1	C	"
2563	Washer, thrust	For Ref. No. 2073	MBEU/9116	1	C	"
	Pressure jerkin:—					
2072	Mark 2		—	A	"
2168	Mark 3	Classified; Restricted	MBEU/13551	—	A	"
2215	Mark 5	Classified; Restricted. Naval aviation		—	A	"
2228	Mark 6	C/MBEU/13899	—	A	"
2834	Mark 9	MX.2468-256C	—	A	"
	Accessories:—					
—	Connection, for air ventilated suit	Ref. No. 2682. For Ref. No. 2072 only		—	—	—
—	Connection, for anti-g. suit	Ref. No. 2680. For Ref. No. 2072 only		—	—	—
—	Sheath, protective, rubber	Ref. No. 2282. For Ref. Nos. 2072, 2215 and 2228.		1	—	—
—	Sheath, protective, rubber	Ref. No. 2405. For Ref. No. 2168		1	—	—
	Spares:—					
—	Connection, oxygen, Q.R.	Ref. No. 2947		—	—	—
2229	Connection, 'Y' piece	For Ref. Nos. 2168 and 2228	JC.1669-52D	1	C	each
2570	Connector, Demand E.O./anti-g.	For Ref. No. 2834	MX.2468-42C	1	C	"
—	Ferrule, tapered	Ref. No. 2565. For Ref. Nos. 2072 and 2228		—	—	—
—	Handle, operating, P.E.C.	Ref. No. 2830. For Ref. No. 2215		—	—	—
—	Hose, anti-kink, ¾ in. diam	For all Hose assemblies, oxygen mask. Make from Reference 32C/701.		—	—	—
—	Mic.-Tel. assy, c/w Socket, Type 626 and Plug, Type 671.	Reference 10HB/13856.. .. .		—	—	—
—	Nut, for Tel.-Mic.	Ref. No. 2566. For Ref. Nos. 2072 and 2228		—	—	—
—	Pin, connecting	Ref. No. 2833. For Ref. No. 2215		—	—	—
—	Plug, Mic.-Tel., Type 671	Reference 10H/9466652		—	—	—
—	Plunger, latch, P.E.C.	Ref. No. 2831. For Ref. No. 2215		—	—	—

RESTRICTED

RESTRICTED

AIRCRAFT GASEOUS APPARATUS, ANCILLARY EQUIPMENT AND UNIT SERVICING SPARES

SECTION 6D—cont.

1	2	3	4	5	6	7
	HOSE ASSEMBLY—cont.					
	Pressure jerkin—cont.					
	Spares—cont.					
—	Plunger, latch, P.E.C.	Ref. No. 2832. For Ref. No. 2215		—	—	—
—	Ring, sealing, rubber	Reference 27L/1962. For Ref. No. 2168 . .		—	—	—
—	Ring, sealing, rubber	Ref. No. 2299		1	—	—
—	Ring, sealing, rubber	Ref. No. 2300 } For Ref. Nos. 2072, 2168,		1	—	—
—	Ring, sealing, rubber	Ref. No. 2301 } 2228, and 2834.		1	—	—
—	Seal, gasket	Ref. No. 2562. For Ref. No. 2072		—	—	—
2115	Socket, bayonet union, Mark 7	Without dog clip <i>REF NO. 2115</i>		1	C	each
—	Socket, Mic.-Tel., Type 626	Reference 10H/18571		—	—	—
—	Sub-assy, man portion	Ref. No. 2561. For Ref. No. 2072		—	—	—
—	Sub-assy, man portion	Ref. No. 2560. For Ref. No. 2168		—	—	—
2361	Valve, jerkin, Mark 4		1	C	each
—	Washer, Klingerite	Ref. No. 2564 } For Ref. Nos. 2072 and 2228		—	—	—
—	Washer, thrust	Ref. No. 2563 }		—	—	—
2595	Seat	For Gnat aircraft	OP.5320	—	A	each
	HOSE ASSEMBLY, flexible, high pressure:—					
	Air:—					
1071	Mark 2, 30-ft lengths	ET42886	—	C	"
	Spares:—					
1367	Cap, sealing		1	C	"
1079	Chain, dust cap retaining		—	C	"
1082	Nut, Type 31A	¼ in. B.S.P. swivel union, mild steel		—	C	"
1083	Nut, wing		—	C	"
1368	Plug, sealing		1	C	"
	Air and Nitrogen:—					
824	Mark 3, 9-ft lengths	ET42797/1	—	C	length
	Spares:—					
—	Cap, sealing	Ref. No. 1367		—	—	—
—	Chain, dust cap retaining	Ref. No. 1079		—	—	—
1080	Nipple, special, brass	T06620	—	C	each
1081	Nut, special, brass		—	C	"

RESTRICTED

RESTRICTED

AIRCRAFT GASEOUS APPARATUS, ANCILLARY EQUIPMENT AND UNIT SERVICING SPARES

SECTION 6D—cont.

1	2	3	4	5	6	7
	HOSE ASSEMBLY, flexible, high pressure—cont.					
	Air and Nitrogen—cont.					
	Mark 3, 9-ft lengths—cont.					
	Spares—cont.					
—	Nut, Type 31A	Ref. No. 1082		—	—	—
—	Nut, wing	Ref. No. 1083		—	—	—
—	Plug, sealing	Ref. No. 1368		—	—	—
2057	Mark 4A, 30-ft length	6,000 p.s.i. working pressure, c/w end fittings		—	C	length
	Accessories:—					
2062	Adaptor, $\frac{5}{8}$ in., B.S.P. male/ $\frac{1}{4}$ in. B.S.P. male.		—	C	each
	Nitrogen:—					
801	Mark 2, 30-ft length	ET43159	—	B	length
	Spares:—					
—	Cap, sealing	Ref. No. 1367		—	—	—
—	Chain, dust cap retaining	Ref. No. 1079		—	—	—
—	Nipple, special, brass	Ref. No. 1080		—	—	—
—	Nut, special, brass	Ref. No. 1081		—	—	—
—	Nut, Type 31A	Ref. No. 1082		—	—	—
—	Nut, wing	Ref. No. 1083		—	—	—
—	Plug, sealing	Ref. No. 1368		—	—	—
2516	Mark 2A, 30-ft length	6,000 p.s.i. working pressure		—	C	each
	Oxygen:—					
2043	Mark 4, 9-ft length		—	C	"
	Accessories:—					
679	Connector	For connecting two lengths together		—	C	"
1902	Mark 4, 30-ft length		—	B	"
	Accessories:—					
1999E	Case, transit		—	A	"
2718	HOSE, CO₂, 9-ft $\frac{1}{8}$ in. B.S.P. female	WKA28126	1	C	"

RESTRICTED

RESTRICTED

AIRCRAFT GASEOUS APPARATUS, ANCILLARY EQUIPMENT AND UNIT SERVICING SPARES

SECTION 6D—cont.

1	2	3	4	5	6	7
	HOSE, low pressure:—					
	Mark 5A:—					
2134	2-ft 4 in. length		—	B	length
1713	3-ft length		—	B	"
1714	4-ft length		—	B	"
1715	5-ft length		—	B	"
1716	7-ft length		—	B	"
1717	9-ft length		—	B	"
	HOSE, low pressure, oxygen:—					
	Mark 7:—					
2227	2-ft length	For demand oxygen systems		—	C	each
1689	3-ft length	For demand oxygen systems		—	C	"
1579	4-ft length		—	C	"
1580	6-ft length		—	C	"
3419	HOSE, mask assembly	WKA.27799-A	—	C	"
3420	HOSE, mask assembly	WKA.27799-B	—	C	"
3421	HOSE, mask assembly	WKA.27799-C	—	C	"
2515	HOSE, nitrogen, 9-ft length	$\frac{1}{4}$ in. B.S.P. (standard) female \times $\frac{1}{4}$ in. B.S.P. female (special).		—	C	"
2906	HOSE SUPPLY	OP.7390	—	A	"
2907	HOSE SUPPLY	OP.7380	—	A	"
	INDICATORS, flow, oxygen:—					
743	Mark 2, fluorescent		—	C	"
232	Mark 2, luminous	W.7937 (Issue 7)	—	C	"
1598	Mark 3A, fluorescent		—	B	"
1597	Mark 3A, luminous	Dashboard mounting	W.7946 (Issue 10)	—	C	"

RESTRICTED

RESTRICTED
24

AIRCRAFT GASEOUS APPARATUS, ANCILLARY EQUIPMENT AND UNIT SERVICING SPARES

SECTION 6D—cont

1	2	3	4	5	6	7
2165 2159	LIQUID-OXYGEN EQUIPMENT:— Containers, liquid oxygen, 3½ litres:— Mark 4 Mark 6	800872 801423	— —	A A	each ”

RESTRICTED

RESTRICTED

24a

AIRCRAFT GASEOUS APPARATUS, ANCILLARY EQUIPMENT AND UNIT SERVICING SPARES

SECTION 6D—cont.

1	2	3	4	5	6	7
	LIQUID-OXYGEN EQUIPMENT—cont.					
	Containers, liquid oxygen, 3½ litres—cont.					
	Marks 4 and 6—cont.					
	Accessories:—	For Ref. Nos. 2165 and 2159.				
2479	Bracket	802240	1	B	each
2268	Cable and plug assembly	For Lightning aircraft, Marks 2 and 3	801321	1	C	"
2269	Cable and plug assembly	For Gnat T.1 aircraft	801320	1	C	"
2533	Cable and plug assembly	801322	1	A	"
2451	Case, transit	For use with Ref. No. 2165	1	A	"
2478	Container, auxiliary	For Gnat aircraft	802840	1	A	"
2674	Converter pack, Type CP10/25	For Belfast aircraft	803870	2	A	"
	Comprising:—					
2739	Cable and plug assembly	802961	2	A	"
2492	Container, 25 litre	802349S	1	A	"
7674	Gauge, contents control unit CMB2	802213S	2	B	"
2675	Gauge, contents	803426	4	A	"
2710	Indicator, pressure	0-300 p.s.i.	S149-1-270	2	A	"
2860	Padder unit assembly	802320S	1	C	"
2773	Ring, sealing	For fill and vent valve (Ref. No. 2496)	803875	1	C	"
2711	Transmitter, pressure	0-400 p.s.i.	S122-6-105	2	A	"
2910	Valve, check assembly	803000	1	A	"
2676	Valve, cross feed assembly	803871	1	A	"
2496	Valve, fill and vent	802362S	2	A	"
2699	Valve, pressure control	801427	1	A	"
2709	Cursor for LOX contents gauge	802874	1	C	"
2554	Disc, bursting	802194	1	C	"
3234	Disc, bursting	Type P.D.2. For Belfast aircraft	802481	2	C	"
—	Gauge, contents, control unit	C.M.B.2. Ref. No. 2362	1	—	—
2527	Package unit, liquid oxygen	Type C3/7 for Lightning T.5	802548	1	A	each
	Comprising:—					
2292	Cable and plug assembly	Naval aircraft only	801325	1	A	"
—	Cable and plug assembly	Ref. No. 2268. For Lightning T.5 aircraft	2	—	—
2584	Container, LOX	802872	2	A	each
—	Gauge, contents, control unit	Ref. No. 2362	2	—	—

RESTRICTED

RESTRICTED

AIRCRAFT GASEOUS APPARATUS, ANCILLARY EQUIPMENT AND UNIT SERVICING SPARES

SECTION 6D—cont.

1	2	3	4	5	6	7
	LIQUID-OXYGEN EQUIPMENT—cont.					
	Containers, liquid oxygen, 3½ litres—cont.					
	Marks 4 and 6—cont.					
	Accessories—cont.	For Ref. Nos. 2165 and 2159.				
7857	Package unit, liquid oxygen—cont.	Type C3/7 for Lightning T.5.				
	Comprising—cont.					
2605	Gauge, contents	For Argosy aircraft	803161	2	A	each
2532	Indicator, dual cockpit	802595	1	A	"
2265	Valve, check, 2-way	801421	1	A	"
2672	Valve, check, 2-way	NR.V35. Naval aviation only	802900	—	A	"
2529	Valve, fill and vent	F.V.B.3	802168	2	A	"
2264	Valve, non-return	801419	2	A	"
2531	Valve, pressure control	802404	2	A	"
2267	Vent, elbow	801420	2	C	"
2990	Package unit, liquid oxygen	25 litre. For Argosy and Comet aircraft	803058	1	A	"
	Comprising:—					
2862	Cable assembly	802366	1	C	"
2494	Cable assembly, Padder unit	802367S	1	A	"
—	Container, 25 litre	Ref. No. 2492		1	—	—
—	Gauge, contents	Ref. No. 2605. For Argosy aircraft		2	—	—
—	Gauge, contents	Ref. No. 2675. For Comet aircraft		2	—	—
—	Gauge, contents, control unit	C.M.B.2. Ref. No. 2362		1	—	—
—	Padder unit assembly	Ref. No. 2860		1	—	—
2493	Valve, check assembly	For Argosy aircraft	830000	1	C	each
—	Valve, check assembly	Ref. No. 2910. For Comet aircraft		1	—	—
—	Valve, fill and vent	Ref. No. 2496		1	—	—
2319	Valve, changeover	801919	1	A	each
2167	Valve, check	For Ref. No. 2165 only	801422	—	C	"
2162	Valve, check	For Ref. No. 2159 only	801417	—	C	"
2166	Valve, combined filler vent and build up	For Ref. No. 2165 only	800618	—	A	"
2161	Valve, combined filler vent and build up	For Ref. No. 2159 only	801424	—	A	"
2406	Valve, combined filler vent and build up	Naval aviation only	802224	—	A	"
2160	Valve, combined pressure opening and closing and relief.	801427	—	A	"

RESTRICTED

26

RESTRICTED

AIRCRAFT GASEOUS APPARATUS, ANCILLARY EQUIPMENT AND UNIT SERVICING SPARES

SECTION 6D—cont.

1	2	3	4	5	6	7
	LIQUID OXYGEN EQUIPMENT—cont.					
	Containers, liquid oxygen, 3½ litres—cont.					
	Mark 4 and 6—cont.					
	<i>Accessories—cont.</i>					
2879	Valve, on-off, Type E	For Andover aircraft	Adams GA. 1940	1	A	each
—	Valve, pressure control	Ref. No. 2699		1	—	—
	Comprising:—					
—	Cap, dust	Reference 28N/11411		3	—	—
2864	Connector, cone adaptor	801466	2	C	each
2868	Connector, vent	801604	1	C	..
2865	Filter assembly	802108	2	C	..
2869	Filter, relief valve	802767	1	C	..
2866	Filter, spring	802111S	2	C	..
—	Nut, steel, 4 B.A.	Reference 28M/9144190		4	—	—
2867	Ring, sealing	801897	2	C	each
—	Screw, 4 B.A.—ST	Reference 28S/1005546		1	—	—
—	Seal, bonded	Reference 28F/9428453		1	—	—
2870	Spring, relief valve, inner	801558	1	C	each
2871	Spring, relief valve, outer	802768	1	C	..
—	Washer, spring, 4 B.A.	Reference 28W/9416642		4	—	—
—	Vent, elbow	Ref. No. 2267		1	—	—
2878	Converter pack, 10 litre	For Andover aircraft	803865	1	A	each
	Comprising:—					
2998	Adaptor, pressurising and emptying	804717	—	C	..
3055	Cable and plug assembly	805275	1	A	..
2955	Cable and plug assembly	804846	—	C	..
2966	Cap assembly, protection	804671	—	A	..
3054	Container, 10 litre	805141	1	A	..
2840	Coupling, supply, Type DQ3(P)	Q.R. disconnect	804705	—	A	..
2839	Coupling, vent, Type DQ2(P)	Q.R. disconnect	803753	—	A	..
3304	Disc, bursting	805274	1	C	..
—	Gauge, contents	Ref. No. 2605		1	—	—
—	Gauge, contents, control unit	Ref. No. 2362		1	—	—
2992	'O' ring	801904	—	C	each

RESTRICTED

RESTRICTED

AIRCRAFT GASEOUS APPARATUS, ANCILLARY EQUIPMENT AND UNIT SERVICING SPARES

SECTION 6D—cont.

1	2	3	4	5	6	7
	LIQUID OXYGEN EQUIPMENT—cont.					
	Converter pack, 10 litre—cont.	For Andover aircraft				
	Comprising—cont.					
3058	Quick release assembly, DQ2 (AA)	805430	2	A	each
3057	Quick release assembly, DQ3 (AA)	805429	2	A	"
2838	Valve, fill and vent	802722	1	A	"
—	Valve, non-return	Ref. No. 2264		1	—	—
—	Valve, pressure control	Ref. No. 2699		1	—	—
3305	Washer, disc bursting	802512	1	C	each
2886	Converter pack, 10 litre		OP.7260	1	A	"
	Comprising:—					
3208	Cable assembly	For fill and vent valve	555234	1	C	"
3212	Cable assembly	For Gauge, contents	OP.19127	1	C	"
3205	Cable assembly, co-axial, 421-105	OP.19160	1	C	"
3206	Cap, protection, aluminium	BMS.123/A	3	C	"
3207	Cap, protection, aluminium	BMS.1170/A	2	C	"
3209	Cap, protective	PO.18835/1	1	C	"
3210	Circlip	1000/125	1	C	"
2835	Coil, superheat	OP.7320	1	A	"
3356	Gasket, seal	For Ref. No. 3204	AN.901-6A	2	C	"
—	Gauge, contents	Ref. No. 2605				
3211	Gauge, contents, control unit	OP.6100	1	A	each
2888	Gauge, pressure	OP.7600	1	A	"
3203	Valve, check assembly, 5 p.s.i.	OP.18630	1	A	"
3202	Valve, check assembly, 20 p.s.i.	OP.16762/1	1	A	"
3204	Valve, combined filler vent and build up	OP.7290	1	A	"
3201	Valve, pressure, opening and closing	OP.16751/3	1	A	"
2922	Package unit, LOX, 30 litre	V.C.10	OP.4780	1	A	"
	Comprising:—					
3219	Cable assembly	OP.19419	1	A	"
3220	Cable assembly	OP.16937	1	A	"
3224	Cap	OP.16714	1	C	"
3221	Cap assembly	OP.17773	1	C	"
3223	Cap, pipe	813960/6-N	2	C	"
3226	Cap, protection	AGS/596/B	2	C	"

RESTRICTED

RESTRICTED

AIRCRAFT GASEOUS APPARATUS, ANCILLARY EQUIPMENT AND UNIT SERVICING SPARES

SECTION 6D—cont.

1	2	3	4	5	6	7
	LIQUID-OXYGEN EQUIPMENT—cont.					
	Package unit, LOX, 30 litre—cont.	V.C.10				
	Comprising:—cont.					
3227	Cap, protection	AGS/596/C	2	C	each
3228	Cap, protection	AGS/596/D	4	C	"
3229	Cap, protection	AGS/596/BB	4	C	"
3161	Connector	GM/A/47291	1	A	"
3152	Container, LOX, 30 litre	OP.16738/2	1	A	"
3230	Disc, rubber, 1/8 in. thick	OP.16802	1	C	"
2923	Gauge, contents, LOX	1224X000	1	A	"
	Spares:—					
3317	Adaptor, flange	OP.16939	1	C	"
3321	Adjuster unit, oscillator	GP.1032/01	1	A	"
—	Cable assembly, co-axial	Ref. No. 3220		1	—	each
3318	Gasket	OP.16942	1	C	"
3319	Indicator, contents	GP.1031/02	1	A	"
3320	Ring, locking	OP.16940	1	C	"
2924	Gauge, pressure	C/w mounting flange	OP.4930	1	A	"
3218	Mounting assembly	OP.16781	1	A	"
3225	Plug, pipe	812429/8N	4	C	"
3213	Valve, check assembly	OP.14321	1	A	"
2925	Valve, combined fill and vent	OP.4920	1	A	"
	Spares:—					
3240	Adaptor	OP.16847	1	C	"
3244	Adaptor, special	OP.16846	1	C	"
3262	Adaptor, special	OP.16844	1	C	"
3263	Adaptor, vent assembly	OP.16845	1	C	"
3261	Cable assembly	OP.16923	1	C	"
3243	Cap, protection	AGS.597/BB	1	C	"
3249	Cap, protection	AGS.597/C	1	C	"
3264	Cap, protection	AGS.597/D	1	C	"
3251	Cap, shaft	OP.14699	1	C	"
3260	Cover	OP.14686	1	C	"
3259	Cover assembly, complete	OP.16924	1	C	"

RESTRICTED

RESTRICTED

AIRCRAFT GASEOUS APPARATUS, ANCILLARY EQUIPMENT AND UNIT SERVICING SPARES

SECTION 6D—cont.

1	2	3	4	5	6	7
	LIQUID-OXYGEN EQUIPMENT—cont.					
	Package unit, LOX, 30 litre—cont.	V.C.10				
	Comprising—cont.					
	Valve, combined fill and vent—cont.					
	Spares—cont.					
3237	Head, build up, and vent assembly	1014Z090	1	C	each
3250	Insert, filler head	OP.15753	1	C	"
3235	'O' ring, sealing	OP.14327	2	C	"
3248	'O' ring, sealing	OP.15557	1	C	"
3239	Ring, retaining	OP.15751	1	C	"
3245	Ring, retaining	5000-56W	1	C	"
3241	Screw, special	OP.16927	3	C	"
3258	Seal, shaft	OP.14705	1	C	"
3238	Seal, vent	OP.14708	1	C	"
3255	Sleeve, plunger	OP.14698	1	C	"
3247	Spring	OP.14695	1	C	"
3236	Spring, compression	OP.14758	1	C	"
3254	Spring, composition	OP.15759	1	C	"
3257	Washer, packing, preformed	OP.14704	1	C	"
3256	Washer, shouldered	OP.15752	1	C	"
3242	Washer, special	LW/0/3/N	1	C	"
3252	Washer, special	SW58-0710-065V/N	1	C	"
3253	Washer, spring	LW.03.SS/N	1	C	"
3246	Washer, spring guide	OP.14693	1	C	"
3217	Valve, non-return assy.	OP.16776	1	C	"
3215	Valve, pressure, opening and closing	OP.16751/1	1	A	"
3216	Valve, pressure, opening and closing	OP.16751/2	1	A	"
2926	Valve, relay	OP.4990	1	A	"
	Spares:—					
—	Adaptor	Ref. No. 3240		1	—	—
3322	Adjuster	OP.16750	1	C	each
—	Cap, protection, dust, $\frac{5}{16}$ in. B.S.P.	Reference 28N/11412		3	—	—
3323	Locknut	715924-1/N	1	C	each
3324	Teepiece	OP.16843	1	C	"

RESTRICTED

RESTRICTED

AIRCRAFT GASEOUS APPARATUS, ANCILLARY EQUIPMENT AND UNIT SERVICING SPARES

SECTION 6D—cont.

1	2	3	4	5	6	7
	LIQUID-OXYGEN EQUIPMENT—cont.					
	Package unit, LOX, 30 litre—cont.	V.C.10				
	Comprising—cont.					
3214	Valve, relief assembly	OP.16740/2	1	A	each
3222	Washer, 20 S.W.G., 1½ in. × 1½ in..	OP17774	1	C	"
2836	Package unit, LOX, Type C9/10	10 litre, Naval aircraft only	803844	—	A	"
	Comprising:—					
2958	Adaptor	804713	—	C	"
—	Adaptor, pressurising and emptying	Ref. No. 2998		—	—	—
2842	Base plate, dovetail	804715	—	C	each
2967	Body	802979	—	—	—
2997	Bolt	804832	—	C	each
2957	Bracket	804686	—	—	—
—	Cable and plug assy.	Ref. No. 2955		—	—	—
2972	Cage-spring stop	804679	—	—	each
—	Cap assy., protection	Ref. No. 2966		—	—	—
3309	Collar, st. steel.. .. .	Part of Ref. No. 2998	807300	1	C	each
—	Coupling, supply, Q.R. disconnect, Type DQ3(P).	Ref. No. 2840		—	—	—
—	Coupling, vent, Q.R. disconnect, Type DQ2(P).	Ref. No. 2839		—	—	—
2963	Cover, top	802773	—	—	each
2970	End cap	804677	—	—	"
2964	Filler, connection sub-assy.	802975	—	—	"
2951	Heat exchanger	803827	—	A	"
—	'O' ring	Ref. No. 2992		—	—	—
2960	Pad	804771	—	C	each
2961	Pad	804772	—	C	"
2956	Pillar assembly	805218	—	—	"
2952	Pipe assembly	804769	—	—	"
2953	Pipe assembly	804770	—	—	"
2954	Pipe assembly, build up	805215	—	—	"
2996	Screw	804981	—	C	"
2979	Seal	800905	—	C	"

RESTRICTED

RESTRICTED

AIRCRAFT GASEOUS APPARATUS, ANCILLARY EQUIPMENT AND UNIT SERVICING SPARES

SECTION 6D—cont.

1	2	3	4	5	6	7
	LIQUID-OXYGEN EQUIPMENT—cont.					
	Package unit, LOX, Type G9/10—cont.	10 litre, Naval aircraft only.				
	Comprising—cont.					
2980	Seal	802991	—	C	each
2981	Seal	804681	—	C	"
2982	Seal, ring	801899	—	C	"
2994	Seal, ring	801898	—	C	"
2973	Shaft	804680	—		"
2993	Shoe, packing	805197	—	C	"
2984	Spring	802996	—	C	"
2985	Spring, over-ride	802997	—	C	"
2983	Spring, poppet	802995	—	C	"
2991	Stud	805225	—	C	"
2968	Tube	802983	—		"
2975	Valve	802987	—		"
2962	Valve, check	801552	—		"
—	Valve, fill and vent	Ref. No. 2838		—		"
2971	Valve, inlet assy.	804725	—		each
2977	Valve, seat	802988	—		"
2969	Valve, seat	804676	—		"
2965	Valve, seat, housing assy.	804668	—		"
2995	Valve, seat, spring	801072	—	C	"
2976	Valve, spring	802986	—	C	"
2999	Vent, quick disconnect	804890	—		"
2978	Washer	801103	—	C	"
2974	Washer, holding	802994	—	C	"
2959	Washer, Tufnol	802561	—	C	"
2279	LOCK, release, pressure operated	For Belvedere aircraft only	WKA.28587	2	A	"
515	MANIFOLD, oxygen, Mark 1A	For use with Regulators, oxygen, Mark 10A* (Ref. No. 1395). .. .		—	C	"

RESTRICTED

RESTRICTED

AIRCRAFT GASEOUS APPARATUS, ANCILLARY EQUIPMENT AND UNIT SERVICING SPARES

SECTION 6D—cont.

1	2	3	4	5	6	7
	MASKS, oxygen:—					
	Type H:—					
814	Large		—	C	each
815	Medium		—	C	"
816	Small		—	C	"
	Type H1:—					
2598	Large		—	C	"
2599	Medium		—	C	"
2600	Small		—	C	"
	Type H1A:—	Supersedes Type H1 at wastage rates.				
3046	Large	1204X000	—	A	"
3047	Medium	1203X000	—	A	"
3048	Small	1202X000	—	A	"
	Spares:—	For Ref. Nos. 3046, 3047, 3048.				
1816	Clip, securing	15001	2	C	"
652	Connector, inlet, female portion		1	B	"
1256	Connector, inlet, male, elbow type		1	C	"
—	Connector, Type 3800	Reference 10HA/12022.. .. .		1	—	—
1251	Facepiece, large	For Ref. No. 3046	OP.13057	1	C	each
1252	Facepiece, medium	For Ref. No. 3047	OP.13057	1	C	"
1253	Facepiece, small	For Ref. No. 3048	OP.13057	1	C	"
3139	Harness toggle	1202X010	1	B	"
1254	Housing		2	C	"
—	Microphone adaptor ring	Reference 10AH/9508181		5	—	—
—	Microphone and switch	Reference 10AH/9513619		5	—	—
—	Microphone, assembly	Reference 10AH/9324159		1	—	—
3114	Strap assy., centre	15075	1	C	each
2552	Strap assy., left and right	15051	2	C	"
—	Tubing, flexible, low pressure, Mark 4	Ref. No. 1220		1	—	—
650	Valve, expiratory, mushroom		2	C	each
616	Valve, inspiratory	W.9096/1	1	C	"
1494	Washer, sealing		1	C	"
	Type H2:—					
3288	Large	1261X000	—	A	"
					A/L.184	

RESTRICTED

RESTRICTED

AIRCRAFT GASEOUS APPARATUS, ANCILLARY EQUIPMENT AND UNIT SERVICING SPARES

SECTION 6D—cont.

1	2	3	4	5	6	7
	MASKS, oxygen—cont.					
	Type H2—cont.					
3289	Medium	1260X000	—	A	each
3290	Small	1259X000	—	A	"
	Type L:—	Disposable masks. For use of passengers in transport aircraft.				
1425	Large		—	C	"
1424	Medium		—	C	"
1423	Small		—	C	"
1837	Type M, Mark 2	For use with pressure breathing equipment. C/w microphone assy., Type 71, and mask tube assy.	OP.2590	—	C	"
	Type P:—					
2342	P1A	OP.4750	—	A	"
2357	P1A (medical)	To be demanded only on specific authority of S.M.O.s	OP.5050	—	B	"
3040	P1B	OP.7670	—	A	"
3041	P1B (medical)	To be demanded only on specific authority of S.M.O.s.	OP.7680	—	B	"
2307	P2A	OP.4760	—	A	"
2358	P2A (medical)	To be demanded only on specific authority of S.M.O.s.	OP.5060	—	B	"
3042	P2B	OP.7690	—	A	"
3043	P2B (medical)	To be demanded only on specific authority of S.M.O.s.	OP.7700	—	B	"
	Spares:—	For all P1 and P2 series unless otherwise stated.				
—	Clip, securing	Ref. No. 1816		2	—	—
1923	Clip, securing tube	Airmed 15003	2	C	each
2872	Connector, inlet	OP.13385	1	C	"
2003	Connector, inlet warning	For Ref. Nos. 2342, 2357, 3042 and 3043 only	Drg. No. B.2626	1	C	"
2067	Facepiece, for Type 'P' masks	For Ref. Nos. 2342, and 2307 only	OP.13512	1	C	"
3068	Facepiece, for Type 'PB' masks	For Ref. Nos. 3040 and 3042 only	OP.1917900	1	C	"
2459	Facepiece, for Type 'P' medical masks	For Ref. Nos. 2357 and 2358 only	OP.16938	1	C	"
3069	Facepiece, for Type 'PB' medical masks	For Ref. Nos. 3041 and 3042 only	OP.1918000	1	C	"

RESTRICTED

RESTRICTED

AIRCRAFT GASEOUS APPARATUS, ANCILLARY EQUIPMENT AND UNIT SERVICING SPARES

SECTION 6D—cont.

1	2	3	4	5	6	7
	MASKS, oxygen—cont.					
	Type P—cont.					
	P2B (medical)—cont.					
	Spares—cont.	To be demanded only on specific authority of S.M.O.s.				
		For all P1 and P2 series unless otherwise stated.				
2704	Guard, ice		OP.17652	1	C	each
2308	Harness, chain toggle, Mark 4	For Ref. Nos. 2342, 2357, 2307 and 2358 only		1	B	"
3070	Harness, chain toggle, Series PB	For Ref. Nos. 3040, 3041, 3042 and 3043 only	15600	1	B	"
—	Microphone and connector assy.	Reference 10AH/18. For Ref. Nos. 2342, 2357, 2307 and 2358 only.		1	—	—
—	Microphone, dynamic	Reference 10AH/9992773. For Ref. Nos. 3040, 3041, 3042 and 3043 only.		1	—	—
3437	Mounting plate and adjust assy., L.H.	} For use with Ref. Nos. 2308 and 3070 ..	15248	1	C	each
3436	Mounting plate and adjust assy., R.H.		15248	1	C	"
2053	Plug, bayonet union, Mark 7	All except 2342 and 2357	1152	1	C	"
2772	Sleeve, nylon, protecting	(Mod. Inst. M.385)	803915	2	C	"
2010	Sleeve, rubber, 0.687 in. i/d × $\frac{3}{8}$ in. wide			1	C	"
3010	Sleeve, rubber, 0.987 in. i/d. × $\frac{1}{2}$ in. wide			2	C	"
3011	Sleeve, rubber, 1.25 in. i/d. × $\frac{3}{8}$ in. wide × $\frac{1}{2}$ in. thick			1	C	"
2014	Sleeve, Type B.P., Hellerman			1	C	"
—	Tubing, flexible, L.P. oxygen, Mark 4	Ref. No. 1220		1	—	—
2705	Valve assy., inspiratory		OP.5490	1	C	each
2298	Valve, expiratory, compensated		OP.5480	1	C	"
2247	Valve, inspiratory, rubber		OP.16277	1	C	"
2627	P4		OP.5170	—	A	"
2628	P4 (medical)	To be demanded only on specific authority of S.M.O.s.	OP.6120	—	B	"
3044	P4B		OP.7710	—	A	"
3045	P4B (medical)	To be demanded only on specific authority of S.M.O.s.	OP.7720	—	B	"
	Spares:—	For all P4 series unless otherwise stated.				
2803	Clip		AIR. 592	1	C	"

RESTRICTED

RESTRICTED

AIRCRAFT GASEOUS APPARATUS, ANCILLARY EQUIPMENT AND UNIT SERVICING SPARES

SECTION 6D—cont.

1	2	3	4	5	6	7
	MASKS, oxygen—cont.					
	Type P—cont.					
	P4B—cont.					
	Spares—cont.	To be demanded only on specific authority of S.M.O.s.				
	Clip	For all P4 series unless otherwise stated				
	Clip, securing	Reference 10AR/2582		1	—	—
	Facepiece, Type 'P'	Ref. No. 1923		1	—	—
	Facepiece, Type 'P' (medical)	Ref. No. 2067. For Ref. No. 2627		1	—	—
	Facepiece, Type 'PB'	Ref. No. 2459. For Ref. No. 2628		1	—	—
	Facepiece, Type 'PB' (medical)	Ref. No. 3068. For Ref. No. 3044		1	—	—
	Guard, ice	Ref. No. 3069. For Ref. No. 3045		1	—	—
	Harness, chain toggle, Mark 4	Ref. No. 2704		1	—	—
	Harness, chain toggle, Series PB	Ref. No. 2308. For Ref. Nos. 2627 and 2628		1	—	—
	Mask tube and plug assy.	Ref. No. 3070. For Ref. Nos. 3044 and 3045		1	—	—
2799	Mask tube and plug assy.	For Ref. Nos. 2627 and 2628 only	OP.16949	1	B	each
3115	Mask tube and plug assy.	For Ref. Nos. 3044 and 3045 only	OP.19378	1	B	"
	Microphone, dynamic	Reference 10AH/9992773. For Ref. Nos. 3044 and 3045 only.		1	—	—
	Microphone, Type 59	Reference 10AR/19043. For Ref. Nos. 2627 and 2628 only.		1	—	—
	Mounting plate and adjust: assy., L.H.	Ref. No. 3437 } For use with Ref. Nos. 2308		1	—	—
	Mounting plate and adjust: assy., R.H.	Ref. No. 3436 } and 3070.		1	—	—
	Sleeve, Hellerman, black, 1 in. long	Ref. No. 2014		1	—	—
2800	Sleeve, inner	OP.18040	1	C	each
	Sleeve, nylon, protective	Ref. No. 2772 (Mod. Inst. M.385)		2	—	—
2801	Sleeve, outer	OP.15680	1	C	each
	Sleeve, rubber	Ref. No. 3011		1	—	—
	Switch assembly	Reference 10F/1766		1	—	—
	Valve assy., inspiratory	Ref. No. 2705		1	—	—
	Valve, expiratory, compensated	Ref. No. 2298		1	—	—
	Valve, inspiratory, rubber	Ref. No. 2247		1	—	—
2760	P6	OP.6930	1	A	each
2761	P6 (medical)	To be demanded only on specific authority of S.M.O.s.	OP.6940	1	B	"

RESTRICTED

RESTRICTED

AIRCRAFT GASEOUS APPARATUS, ANCILLARY EQUIPMENT AND UNIT SERVICING SPARES

SECTION 6D—cont.

1	2	3	4	5	6	7
	MASKS, oxygen—cont.					
	Type P—cont.					
	P6 (medical)—cont.	To be demanded only on specific authority of S.M.O.s.				
	Spares:—	For Ref. Nos. 2760 and 2761				
—	Clip, securing	Ref. No. 1816		2	—	—
—	Clip, securing tube	Ref. No. 1923		1	—	—
—	Connector, inlet	Ref. No. 2872		1	—	—
—	Facepiece, Type 'P'	Ref. No. 2067		1	—	—
—	Facepiece, Type 'P' (medical)	Ref. No. 2459		1	—	—
—	Guard, ice	Ref. No. 2704		1	—	—
2880	Harness, chain toggle, Mark 6		15580	1	B	each
—	Microphone and connector assy.	Ref. No. 10AH/18		1	—	—
—	Plug, bayonet union, Mark 7	Ref. No. 2053		1	—	—
—	Sleeve, Hellerman, black, 1 in. long	Ref. No. 2014		1	—	—
—	Sleeve, rubber, 0.687 in. i/d × $\frac{3}{8}$ in. wide	Ref. No. 2010		1	—	—
—	Sleeve, rubber, 0.987 in. i/d × $\frac{1}{2}$ in. wide	Ref. No. 3010		2	—	—
—	Sleeve, rubber, 1.25 in. i/d × $\frac{3}{8}$ in. wide × $\frac{1}{32}$ in. thick	Ref. No. 3011		1	—	—
—	Tubing, flexible, L.P. oxygen, Mark 4	Ref. No. 1220		1	—	—
—	Valve assy., inspiratory	Ref. No. 2705		1	—	—
—	Valve, expiratory, compensated	Ref. No. 2298		1	—	—
—	Valve, inspiratory, rubber	Ref. No. 2247		1	—	—
	Type Q:—					
2343	Q1A			—	A	each
2359	Q1A (medical)	To be demanded only on specific authority of S.M.O.s.		—	B	"
2309	Q2A			—	A	"
2360	Q2A (medical)	To be demanded only on specific authority of S.M.O.s.		—	B	"
2700	Q4		803449	—	A	"
2701	Q4 (medical)	To be demanded only on specific authority of S.M.O.s.	803450	—	B	"
2762	Q6		803735	—	A	"
					A/L	184

RESTRICTED

RESTRICTED

AIRCRAFT GASEOUS APPARATUS, ANCILLARY EQUIPMENT AND UNIT SERVICING SPARES

SECTION 6D—cont.

1	2	3	4	5	6	7
	MASKS, oxygen—cont.					
	Type Q—cont.					
2763	Q6 (medical)	To be demanded only on specific authority of S.M.O.s.	803736	—	B	each
	Spares:—	For all Type Q masks unless otherwise stated				
—	Clip	Ref. No. 2803		—	—	—
—	Clip, securing	Ref. No. 1816		2	—	—
—	Connector, inlet warning, c/w chain and clip	Ref. No. 2003. For Ref. Nos. 2343 and 2359		1	—	—
2272	Facepiece, for Type 'Q' masks		801681	1	C	each
2460	Facepiece, for Type 'Q' masks (medical) ..	For Ref. Nos. 2359, 2360, 2701 and 2763 ..	802799	1	C	"
—	Guard, ice	Ref. No. 2331		1	—	—
2310	Harness, toggle (chain type), Mark 5			1	C	each
2313	Harness, toggle (chain type), Mark 7	For Ref. Nos. 2762 and 2763	803916	1	C	"
—	Lock wire	Reference 30A/2319		A/R	—	—
2938	Mask tube assy.	For Ref. Nos. 2700 and 2701	803821	1	A	each
—	Microphone	Reference 10AH/9116834		1	—	—
—	Microphone and switch assy.	Reference 10AH/9513619. For Ref. Nos. 2700 and 2701.		—	—	—
—	Microphone switch cable and socket assy. ..	Reference 10AH/9134221		1	—	—
—	Mounting plate and adjust: assy., L.H.	Ref. No. 3437		1	—	—
—	Mounting plate and adjust: assy., R.H.	Ref. No. 3436		1	—	—
—	Plug, bayonet union, Mark 7	Ref. No. 2053		1	—	—
2940	Sleeve, inlet		801492	1	C	each
—	Sleeve, nylon, protection	Ref. No. 2772 (Mod. Inst. O.M.I.)		2	—	—
—	Sleeve, outer	Ref. No. 2801		—	—	—
2304	Sleeve, rubber		801523	3	C	each
2939	Sleeve, rubber		802550	1	C	"
—	Sleeve, rubber	Reference 10AL/9532278. For Ref. Nos. 2700 and 2701.		—	—	—
—	Tubing, flexible, L.P., oxygen, Mark 4*	Ref. No. 1220		1	—	—
—	Valve, expiratory, compensated	Ref. No. 2298		1	—	—
—	Valve, inspiratory, assy.	Ref. No. 2705		1	—	—
2356	Washer, sealing		MSA/252754	1	C	each

RESTRICTED

RESTRICTED

AIRCRAFT GASEOUS APPARATUS, ANCILLARY EQUIPMENT AND UNIT SERVICING SPARES

SECTION 6D—cont.

1	2	3	4	5	6	7
	MASKS, oxygen—cont.					
	Type R:—					
2193	Large	} For use by Argosy and Britannia aircrew personnel.		—	A	each
2194	Medium			—	A	"
2195	Small			—	A	"
	Spares:—					
—	Clip, securing	Ref. No. 1816		2	—	—
—	Connector, inlet, female	Ref. No. 652		1	—	—
—	Connector, inlet male	Ref. No. 1256		1	—	—
—	Connector, Type 3800	Reference 10HA/12022.. .. .		1	—	—
	Facepieces, lined:—					
3111	Large	For Ref. No. 2193	15806L	1	C	each
3112	Medium	For Ref. No. 2194	15806M	1	C	"
3113	Small	For Ref. No. 2195	15806S	1	C	"
2553	Harness, toggle assy.	15195	1	C	"
—	Housing	Ref. No. 1254		2	—	—
—	Microphone assy., Type 71	Reference 10AH/18		1	—	—
—	Microphone, Type 59	Reference 10A/19043		1	—	—
2550	Plug, Q.R.	15011	1	C	each
—	Strap assy., centre	Ref. No. 3114		1	—	—
—	Strap assy., left and right	Ref. No. 2552		2	—	—
—	Tubing, flexible, low pressure, oxygen, Mark 4*	Ref. No. 1220		1	—	—
—	Valve	Ref. No' 650		2	—	—
2551	Washer, sealing	15005	1	C	each
—	Washer, sealing	Ref. No. 1494		1	—	—
	MASK TUBE ASSEMBLY:—					
1571	Mark 1A	For use with Masks, oxygen, Type H and L. Incorporating Ref. No. 1568		—	C	each
917	Mark 2	For bomber crews		—	C	"
918	Mark 3	For fighter crews not carrying emergency oxygen sets.		—	C	"
1572	Mark 4A	Incorporating Ref. No. 1570		—	C	"

RESTRICTED

RESTRICTED

AIRCRAFT GASEOUS APPARATUS, ANCILLARY EQUIPMENT AND UNIT SERVICING SPARES

SECTION 6D—cont.

1	2	3	4	5	6	7
1427	MASK TUBE ASSEMBLY—cont.	For use with Masks, oxygen, Type H and L.				
1426	Mark 5, 9 ft	For use with Masks, oxygen, Type L ..		—	C	each
1605	Mark 5, 11 ft	For use with Masks, oxygen, Type L ..		—	C	"
2798	Mark 6	For use with Ref. No. 1731		—	C	"
	Mark 7B	(Mod. Inst. M/381)	OP.18102	—	C	"

RESTRICTED

RESTRICTED

AIRCRAFT GASEOUS APPARATUS, ANCILLARY EQUIPMENT AND UNIT SERVICING SPARES

SECTION 6D—cont.

1	2	3	4	5	6	7
1427	MASK TUBE ASSEMBLY—cont.	For use with Masks, oxygen, Type H and L.				
1426	Mark 5, 9 ft	For use with Masks, oxygen, Type L ..		—	C	each
1605	Mark 5, 11 ft	For use with Masks, oxygen, Type L ..		—	C	"
2798	Mark 6	For use with Ref. No. 1731		—	C	"
	Mark 7B	(Mod. Inst. M/381)	OP.18102	—	C	"

RESTRICTED

RESTRICTED

AIRCRAFT GASEOUS APPARATUS, ANCILLARY EQUIPMENT AND UNIT SERVICING SPARES

SECTION 6D—cont.

1	2	3	4	5	6	7
2135	MECHANISM, operating, CO₂, Mark 3	For Cots, survival (Reference 27C/2407) ..	K.15132	—	C	each
2766	MONITOR UNIT, demand oxygen	Type N1 for Aircraft centralised warning system.		2	A	"
2615	MONITOR UNIT, TD$\frac{1}{2}$		—	A	"
3005	MONITOR UNIT, TD 3/2	Supersedes Ref. No. 2615		1	A	"
	Spares:—					
3089	Grommet	805477	1	C	"
2882	Relay, K1, Type RRA/1		1	C	"
2883	Relay, K2, Type 1103/11		1	C	"
3091	Resistor	805410	1	C	"
3092	Resistor, board	805406	1	C	"
3090	Terminal	805414	1	C	"
	NIPPLE, spherical:—					
790	Mark 3B	For $\frac{3}{16}$ in. diam. H.P. gas tubing. For hard or soft soldering. For use with Ref. No. 487.		—	C	"
1502	Mark 3C	For $\frac{3}{16}$ in. diam. H.P. gas tubing. For hard or soft soldering.	SME.34721	—	C	"
791	Mark 4B	For $\frac{1}{4}$ in. diam. H.P. gas tubing. For hard or soft soldering. For use with Ref. No. 487.		—	C	"
1503	Mark 4C	For $\frac{1}{4}$ in. diam. H.P. gas tubing. For hard or soft soldering.		—	C	"
487	NUT, union, Mark 4A	For use with Ref. Nos. 790, 791, 1502 and 1503		—	—	—
2774	OXYGEN SET, demand emergency, Mark 2	OP. 6080	—	A	each
	Comprising:—					
2461	Cable assembly, operating	OP.5280	1	A	"
—	Cylinder, demand emergency oxygen/operating head assy.	Ref. No. 2620		1	—	—
2463	Hose, connecting	OP.16854	1	C	each

RESTRICTED

RESTRICTED

A/L.173

AIRCRAFT GASEOUS APPARATUS, ANCILLARY EQUIPMENT AND UNIT SERVICING SPARES

SECTION 6D—cont.

1	2	3	4	5	6	7
	OXYGEN SET, demand emergency, Mark 2— <i>cont.</i>					
	Comprising— <i>cont.</i>					
2462	Pipe assembly, L.P.	OP.5390	1	A	each
—	Regulator, demand emergency oxygen, Mark 2A.		1	—	—
	OXYGEN SET, emergency:—					
721	Mark 1	Pilots, dinghy type	IN1001	—	A	each
1643	Mark 1A	For Ref. Nos. 721 and 1643.	IN1001	—	A	"
	Accessories:—					
3059	Pack, transit		1	C	"
2074	Cable, release		—	C	"
3093	Capillary tube assy.	SA.1345	—	C	"
1421	Cover	C/w operating-lever pivot screw and rubber tube guard.		1	C	"
764	Handle, cable release	IN849-3	—	C	"
770	Housing, cable release	C/w nut	IN850-1	—	C	"
769	Label, transport, complete	IN851-5	—	C	"
2402	Lever, operating	IN854-2	1	C	"
—	Lockwasher, shakeproof, flat, internal teeth, steel, 0.195 in. × 0.400 in. × 0.021 in.	Reference 28W/1006946		—	—	—
—	Plug, bayonet union, Mark 6	Ref. No. 1377		—	—	—
728	Plug, side entry	IN119	1	C	each
3094	Protector, tube assy.	SA.1346	—	C	"
729	Tube, break-off	IN853-4	—	C	"
2541	Tubing assembly, rubber	C/w break-off tube holder, cord retainer, sleeve, cord kite and copper wire.	IN851-1	1	C	"
—	Union, blanking MARK. 4	Ref. No. 1565		—	—	—
—	Valve, non-return, Mark 3	Ref. No. 2556		1	—	—
746	Washer, fibre, sealing	For Ref. No. 2556	IN487-2	—	C	each
768	Washer, sealing	For Ref. No. 729	IN852-4	—	C	"
1188	Mark 2	Pilot's harness type	IN1002	—	A	"

RESTRICTED

RESTRICTED

AIRCRAFT GASEOUS APPARATUS, ANCILLARY EQUIPMENT AND UNIT SERVICING SPARES

SECTION 6D—cont.

1	2	3	4	5	6	7
	OXYGEN SET, emergency—cont.					
1644	Mark 2A		IN1002	—	A	each
	Accessories:—	For Ref. Nos. 1188 and 1644				
1190	Bag, cylinder			—	C	"
—	Capillary tube assy.	Ref. No. 3093		—	—	—
—	Container, metal	Ref. No. 1504		1	—	—
3060	Pack, transit			1	C	each
1382	Pocket, for knob	1 per set		1	C	"
1381	Strap	1 pair per set		—	C	pair
	Spares:—	For Ref. Nos. 1188 and 1644.				
—	Cover	Ref. No. 1421		—	—	—
1195	Handle, cable release (ball type)		IN5178	—	C	each
—	Housing, cable release	Ref. No. 770		—	—	—
—	Label, transport, complete	Ref. No. 769		—	—	—
—	Lockwasher, shakeproof, flat, internal teeth, steel, 0.195 in. x 0.400 in. x 0.021 in.	Reference 28W/11069		—	—	—
—	Plug, bayonet, union, Mark 6	Ref. No. 1377		—	—	—
—	Plug, side entry	Ref. No. 728		—	—	—
—	Protector, tube assy.	Ref. No. 3094		—	—	—
—	Tube, break-off	Ref. No. 729		—	—	—
—	Tubing assembly, rubber	C/w break-off tube holder, cord retainer, sleeve, cord kite, and copper wire. Ref. No. 2541.		1	—	—
—	Union, blanking, Mark 4	Ref. No. 1565		—	—	—
—	Valve, non-return, Mark 3	Ref. No. 2556		1	—	—
—	Washer, fibre, sealing	Ref. No. 746		—	—	—
—	Washer, sealing	Ref. No. 768		—	—	—
1191	Mark 3		IN1003	—	A	each
2136	Mark 3B			—	A	"
2137	Mark 3C			—	A	"
2213	Mark 3E			—	A	"
2429	Mark 3E/SC			—	A	"
3074	Mark 3F			—	A	"
	Accessories:—	Common to all Mark 3 series E.O. Sets.				
—	Bag, cylinder	Ref. No. 1190		1	—	—

A/L.173

RESTRICTED

RESTRICTED

AIRCRAFT GASEOUS APPARATUS, ANCILLARY EQUIPMENT AND UNIT SERVICING SPARES

SECTION 6D—cont.

1	2	3	4	5	6	7
	OXYGEN SET, emergency—cont.					
	Mark 3 series—cont.					
	Accessories—cont.	Common to all Mark 3 series E.O. Sets.				
—	Capillary tube assy.	Ref. No. 3093		—	—	—
3061	Pack, transit			1	C	each
—	Pocket, for knob	Ref. No. 1382 (1 per set)		—	—	—
—	Strap	Ref. No. 1381 (1 pair per set)		—	—	—
	Spares:—	Common to all Mark 3 series E.O. Sets.				
—	Cover	Ref. No. 1421		—	—	—
—	Handle, cable release	Ref. No. 1195		—	—	—
—	Label, transport, complete	Ref. No. 769		—	—	—
—	Lever, operating	Ref. No. 2402		1	—	—
—	Lockwasher, shakeproof, flat, internal teeth, steel, 0.195 in. x 0.400 in. x 0.021 in.	Reference 28W/11069		—	—	—
1846	Pin, split, $\frac{3}{8}$ in. x $1\frac{1}{2}$ in., phosphor bronze			1	C	each
—	Protector, tube assy.	Ref. No. 3094		—	—	—
—	Tube, break-off	Ref. No. 729		—	—	—
—	Union, blanking, Mark 4	Ref. No. 1565		—	—	—
—	Valve, non-return, Mark 3	Ref. No. 2556		1	—	—
—	Washer, fibre, sealing	Ref. No. 746		—	—	—
—	Washer, sealing	Ref. No. 748		—	—	—
	Spares:—	For Ref. Nos.:—				
2070	Cable, release, c/w nipple and trunnion pin	1191 only	IN5180	1	C	each
2198	Cable, release, c/w nipple and trunnion pin	2136 only	SA1301	1	C	—
2200	Cable, release, c/w nipple and trunnion pin	2137 and 3074	SA1307	1	C	—
2230	Cable, release, c/w nipple and trunnion pin	2213 and 2429 only	SA1661-1	1	C	—
1197	Housing, cable release	1191 and 1645 only	SA5180-1	1	C	—
2199	Housing, cable release	2136, 2213 and 2429	SME38112	1	C	—
2232	Housing, cable release	2137 and 3074	SA1309	1	C	—
—	Plug, bayonet union, Mark 6	1191, 2137, 2213 and 2429. (Ref. No. 1377).		1	—	—
—	Plug, side entry	1191 only. (Ref. No. 728)		—	—	—
1745	Shroud, metal	1191, 2137, 2213 and 3074	OP10712	1	C	each
1463	Socket, bayonet, quick release	2136	IN14221	1	C	—

RESTRICTED

RESTRICTED

AIRCRAFT GASEOUS APPARATUS, ANCILLARY EQUIPMENT AND UNIT SERVICING SPARES

SECTION 6D—cont.

1	2	3	4	5	6	7
	OXYGEN SET, emergency—cont.					
	Mark 3 series—cont.					
	Spares—cont.	For Ref. Nos.: —				
—	Tubing assembly, rubber	1191. (Ref. No. 2541) } C/w break-off tube		1	—	—
2450	Tubing, rubber	2136, 2213 and 2429 } holder, cord retainer,	SA1025-1	1	C	each
2542	Tubing, rubber	2137 only } sleeve, cord kite and	SA1025-2	1	C	"
2525	Tubing, rubber, 23 in. long	3074	SA1025-8	1	C	"
1460	Mark 4		IN1004	—	A	"
1646	Mark 4A		IN1004	—	A	"
2305	Mark 4B			—	A	"
	Accessories:—	For Ref. Nos.: —				
2055	Cable, operating anchor section, Mark 1A ..	1460 and 1646 only	IN14286-1	1	C	"
3053	Pack, transit	1460, 1646 and 2305		1	C	"
1464	Socket, anchor	1460 and 1646 only		1	C	"
	Spares:—	For Ref. Nos.: —				
2056	Cable, release	1460 and 1646 only	IN14271-1	1	C	"
—	Capillary, tube assy.	1460, 1646 and 2305. Ref. No. 3093		—	—	—
2694	Connection box assembly (c/w Cover Plate— Drawing No. 1727).	2305 only	SA1720	2	C	each
2691	Ejection release cable assembly	2305 only	SA1696	2	C	"
2687	Housing, ejection cable release	2305 only	SA1697	2	C	"
1781	Housing, flexible cable release	1460 and 1646 only		1	C	"
2686	Housing, main cable release	2305 only	SA1692	2	C	"
2688	Housing, manual cable release	2305 only	SA1695	2	C	"
2692	Main release cable assembly	2305 only	SA1691	2	C	"
2693	Manual release cable assembly	2305 only	SA1694	2	C	"
2690	Nipple, spherical	2305 only	1327	2	C	"
—	Nut, union	2305 only. Reference 28F/6345		—	—	—
—	Plug, bayonet union, Mark 6	1646 only. Ref. No. 1377		—	—	—
—	Protector, tube assy.	Ref. No. 3094. Common to all Mark 4 series		—	—	—
		E.O. sets.				
—	Shroud, metal	1460 and 1646. Ref. No. 1745		—	—	—
—	Socket, bayonet, quick release	1460. Ref. No. 1463		—	—	—

RESTRICTED

RESTRICTED

AIRCRAFT GASEOUS APPARATUS, ANCILLARY EQUIPMENT AND UNIT SERVICING SPARES

SECTION 6D—cont.

1	2	3	4	5	6	7
	OXYGEN SET, emergency—cont.					
	Mark 4 series—cont.					
	Spares—cont.					
1493	Tube, rubber, L.P., Mark 3 (D.T.D. 251D, Size 2).	1460 and 1646 only	IN14274-2	—	C	—
2689	Tubing, rubber, c/w break-off tube holder	2305 only	SA1698	2	C	each
2547	Tubing, rubber, assembly	1460 and 1646 only. C/w break-off tube holder, cord retainer, sleeve cord kite and copper wire.	SA1025	1	C	"
—	Valve, non-return, Mark 3	Ref. No. 2556		1	—	—
1491	Washer, sealing	1460 only	IN852-5	—	C	each
	Spares:—	Common to all Mark 4 Series.				
1037643	Pin, safety assy.	IN14273-1	—	C	"
—	Tube, break-off	Ref. No. 729		—	—	—
—	Union, blanking, Mark 4	Ref. No. 1565		—	—	—
2044	Mark 7	Naval aviation only		—	—	—
2060	Mark 7A		—	A	each
2095	Mark 7B		—	A	"
2123	Mark 7C		—	A	"
2131	Mark 7D		—	A	"
2139	Mark 7E		—	A	"
2143	Mark 7F	Naval aviation only		—	A	"
2220	Mark 7G		—	A	"
2629	Mark 7H		—	A	"
2678	Mark 7J		—	A	"
	Accessories:—					
—	Pack, transit	Ref. No. 3053. For all Mark 7 series, E.O. Sets.		—	—	—
		For Ref. Nos.: —				
2045	Tube assembly, upper, oxygen	2044, 2095 and 2629		—	B	each
2061	Tube assembly, upper, oxygen	2060 only		—	B	"
3136	Tube assembly, upper, oxygen	2629 only	GA.1158	—	C	"
2124	Tube assembly, upper, oxygen	2123, 2131 and 2220		—	B	"
2140	Tube assembly, upper, oxygen	2139 only	1274/2	—	B	"
2185	Tube assembly, upper, oxygen	2143 and 2678		—	B	"

RESTRICTED

RESTRICTED

AIRCRAFT GASEOUS APPARATUS, ANCILLARY EQUIPMENT AND UNIT SERVICING SPARES

SECTION 6D—cont.

1	2	3	4	5	6	7
	OXYGEN SET, emergency—cont.					
	Mark 7 series—cont.					
	Spares:—	Common to all Mark 7 series.				
—	Capillary, tube assy.	Ref. No. 3093		—	—	—
—	Label, transport, complete	Ref. No. 1490		1	—	—
—	Lever, operating	Ref. No. 2402		1	—	—
—	Pin, split, $\frac{3}{8}$ in. \times $1\frac{1}{4}$ in., phosphor bronze	Ref. No. 1846		1	—	—
2207	Plug, bayonet	Ref. No. 3094	LA.1044	1	C	each
—	Protector, tube assy.	Ref. No. 729		1	—	—
—	Tube, break-off	Ref. No. 1565		1	—	—
—	Union, blanking, Mark 4	Ref. No. 2556		1	—	—
—	Valve, non-return, Mark 3	Ref. No. 746		1	—	—
—	Washer, fibre, sealing	Ref. No. 768		1	—	—
—	Washer, sealing					
	Spares:—	For Ref. Nos. as indicated.				
	Cable assembly, release:—	C/w trunnion pin and nipple.				
2202	11 $\frac{1}{8}$ in. long	2095 and 2139	SA1259	1	C	each
2401	15 $\frac{3}{8}$ in. long	2044	SA1067	1	C	—
2203	16 $\frac{1}{8}$ in. long	2123	SA1260	1	C	—
2520	16 $\frac{3}{8}$ in. long	2220, 2629 and 2678	SA1671	1	C	—
2204	18 $\frac{1}{4}$ in. long	2131	SA1264	1	C	—
2393	20 $\frac{3}{8}$ in. long	2143. Pre-Mod. Inst. G/18	SA1651	1	C	—
2394	21 $\frac{3}{8}$ in. long	2143. Post-Mod. Inst. G/18	SA1651-1	1	C	—
2314	31 $\frac{1}{2}$ in. long	2060	SA1067-1	1	C	—
2625	Clamp, cable housing	2220 only	SA1677	—	C	—
2390	Clamp, cable housing	2044, 2060, 2095, 2123, 2131, 2139 and 2143	SA1239	1	C	—
3006	Clamp, cable housing, lower	2678	SA1290	—	C	—
3007	Clamp, cable housing, upper	2678	SA1292	—	C	—
2931	Clamp, sub-assy.	2629	SA1286	—	C	—
2932	Clamp, sub-assy.	2629	SA1288	—	C	—
2933	Cover	2629	SA1674	—	C	—
3340	Guard tube and regulator cover sub-assy.	2678	SA1769	—	C	—
2935	Housing, cable release assy.	2629 and 2678	SA1772	—	C	—

RESTRICTED

RESTRICTED
45

AIRCRAFT GASEOUS APPARATUS, ANCILLARY EQUIPMENT AND UNIT SERVICING SPARES

SECTION 6D—cont.

1	2	3	4	5	6	7
	OXYGEN SET, emergency—cont.					
	Mark 7 series—cont.					
	Spares—cont.	For Ref. Nos. as indicated.				
	Housing, cable release, complete:—	For Ref. Nos.: —				
2205	8 in. long	2095 and 2139	SA1261	1	C	each
2400	13½ in. long	2044	IN14269-1	1	C	"
2206	14½ in. long	2123	IN14269-3	1	C	"
2521	14½ in. long	2220	IN14269-7	1	C	"
2256	15½ in. long	2131	IN14269-4	1	C	"
2396	17½ in. long	2143. Pre-Mod. Inst. G/18	IN14269-5	1	C	"
2397	19½ in. long	2143. Post-Mod. Inst. G/18	IN14269-6	1	C	"
2315	27½ in. long	2060	IN14269-2	1	C	"
2934	Housing, rubber tube assy.	SA1676	—	C	"
	Tubing, rubber:—	C/w break-off tube holder, cord retainer, sleeve, cord kite and copper wire.				
		For Ref. Nos.: —				
2523	16 in. long	2095 and 2139	SA1025-5	1	C	"
2522	16½ in. long	2060	SA1025-4	1	C	"
2312	17½ in. long	2143	SA1025-7	1	C	"
—	23 in. long	2220, 2629, 2678. Ref. No. 2525		1	—	—
2388	26 in. long	2044 and 2123	SA1025-3	1	C	each
2524	31½ in. long	2131	SA1025-6	1	C	"
2096	Mark 8		—	A	"
2197	Mark 8A	Naval aviation only		—	A	"
2186	Mark 8B		—	A	"
2283	Mark 8C	Naval aviation only		—	A	"
2214	Mark 8D		—	A	"
	Accessories:—	Common to all Mark 8 series E.O. Sets.				
—	Cable operating anchor section, Mark 1A ..	Ref. No. 2055		1	—	—
—	Pack, transit	Ref. No. 3053		1	—	—
—	Socket, anchor	Ref. No. 1464		1	—	—
	Spares:—	Common to all Mark 8 series E.O. Sets.				
—	Capillary, tube assy.	Ref. No. 3093		—	—	—
—	Clip, single	Reference 28E/9428426		—	—	—
—	Label, transport, complete	Ref. No. 1490		—	—	—

RESTRICTED

RESTRICTED

AIRCRAFT GASEOUS APPARATUS, ANCILLARY EQUIPMENT AND UNIT SERVICING SPARES

SECTION 6D—cont.

1	2	3	4	5	6	7
	OXYGEN SET, emergency—cont.					
	Mark 8 Series—cont.					
	Spares—cont.	Common to all Mark 8 series E.O. Sets.				
—	Lever, operating	Ref. No. 2402		1	—	—
—	Pin, split, $\frac{3}{8}$ in. \times $1\frac{1}{4}$ in., phosphor bronze	Ref. No. 1846		—	—	—
—	Plug, bayonet union, Mark 6	Ref. No. 1377		—	—	—
—	Protector, tube assy.	Ref. No. 3094		—	—	—
—	Tube, break-off	Ref. No. 729		—	—	—
—	Union, blanking, Mark 4	Ref. No. 1565		—	—	—
—	Valve, non-return, Mark 3	Ref. No. 2556		1	—	—
—	Washer, fibre, sealing	Ref. No. 746		—	—	—
—	Washer, sealing	Ref. No. 768		—	—	—
	Spares:—	For Ref. Nos.:—				
	Cable, release, c/w trunnion pin and nipple:—					
2391	11 $\frac{13}{32}$ in. long	2283 only	SA1621	1	C	each
2534	13 $\frac{13}{32}$ in. long	2186 only	SA1606	1	C	"
2210	19 $\frac{1}{4}$ in. long	2096 and 2214	SA1221	1	C	"
2398	20 $\frac{1}{2}$ in. long	2197 only	SA1601	1	C	"
2539	Clamp, cable housing	2096 only	SA1224	1	C	"
—	Clamp, cable housing	2186, 2197 and 2283 only. Ref. No. 2390 ..	SA1239	1	—	—
2540	Clamp, cable housing	2214 only	SA1242	1	C	each
2208	Clip, double	2096 only		1	C	"
	Housing, cable release, complete:—					
2392	8 $\frac{1}{8}$ in. long	2283 only	SA1624	1	C	"
2535	10 $\frac{3}{8}$ in. long	2186 only	SA1605	1	C	"
2257	16 $\frac{3}{8}$ in. long	2096 and 2214	IN14269-8	1	C	"
2399	17 $\frac{1}{2}$ in. long	2197 only	IN14269-9	1	C	"
	Tubing, rubber:—	C/w break-off tube holder, cord retainer, sleeve, cord kite and copper wire:—				
2537	7 in. long	2186 only (Post-Mod. Inst. G/35)	SA1025-11	1	C	"
2387	8 in. long	2197 and 2283	SA1025-10	1	C	"
2538	35 $\frac{1}{4}$ in. long (and rubber bands)	2214 only	SA1025-12	1	C	"
2536	39 $\frac{1}{4}$ in. long (and rubber bands)	2096 only	SA1025-9	1	C	"

RESTRICTED

RESTRICTED
47

AIRCRAFT GASEOUS APPARATUS, ANCILLARY EQUIPMENT AND UNIT SERVICING SPARES

SECTION 6D—cont.

1	2	3	4	5	6	7
3327	OXYGEN SET, portable, Mark 9:—	1247/X/000	—	A	each
	Accessories:—					
3328	Stowage	1291/X/000	—	A	"
	OXYGEN SET, walk round:—					
916	Mark 1B		—	A	"
	Comprising:—					
1280	Clip, carrying		1	C	"
—	Cylinder, gas, oxygen, 75 litres, Mark 5B		1	—	—
—	Regulator, oxygen, Mark 9C		1	—	—
	Spares:—	For Regulator, oxygen, Mark 9C				
857	Gauge, pressure, high range		—	C	each
—	Handle	Ref. No. 1818		—	—	—
—	Nut, gland	Ref. No. 462		—	—	—
—	Nut, lock	Ref. No. 463		—	—	—
—	Nut, stiff, thin, hex, mild steel, 2 B.A. ..	Reference 28M/5872		—	—	—
—	Pad holder	Ref. No. 1248		—	—	—
—	Spindle	Ref. No. 459		—	—	—
—	Union, blanking, Mark 1	Ref. No. 425		—	—	—
1103	Valve	W7777/8	—	C	each
227	Valve, reducing	Complete		—	C	—
—	Washer, fibre	Ref. No. 656. For use with Ref. No. 459 ..		—	C	"
	Washer, gland:—					
—	Lower	Ref. No. 464		—	—	—
—	P.T.F.E.	Ref. No. 1706		—	—	—
—	Upper	Ref. No. 465		—	—	—
228	Washer, gland, large		—	C	each
229	Washer, gland, small		—	C	"
235	Washer, rubber	W5254-7	—	C	"

RESTRICTED

RESTRICTED

AIRCRAFT GASEOUS APPARATUS, ANCILLARY EQUIPMENT AND UNIT SERVICING SPARES

SECTION 6D—cont.

1	2	3	4	5	6	7
	OXYGEN SET, walk round—cont.					
	Mark 1B—cont.					
	Accessories:—					
1901	Pack, transit		1	C	each
1608	Mark 4	Consisting of: Cylinder, gas, oxygen, 150 litres, Mark 13. Regulator, oxygen demand, Mark 19. For high altitude bombers fitted with demand regulator.	OP.520	—	A	"
	Accessories:—					
1611	Connection, re-charging	OP510	—	C	"
	Spares:—					
1944	Body, relief valve	OP10514	1	C	"
1953	Clip, clothing	OP11494	1	C	"
1949	Cover	OP10563	1	C	"
1877	Gauge, low pressure, oxygen	0-500 lb. p.s.i.	OP1810	1	C	"
1955	Glass	DH.9250	1	C	"
1951	Latch assembly	OP12235	1	C	"
—	Lockwasher, shakeproof, flat, internal teeth, steel 0.116 × 0.250 × 0.018.	Reference 28W/11066		2	—	—
1952	Screw	OP10577	2	C	each
1954	Screw	OP10578	2	C	"
1950	Screw, special, S.S.	OP10576	3	C	"
	Selector and Pressure Cover Groups:—					
1946	Knob, selector	OP10565	1	C	"
1945	Plate, selector	OP10569	1	C	"
1948	Screw	OP10575	4	C	"
1947	Washer	OP12016	4	C	"
2302	Valve assembly, L.P., oxygen filler	OP13470	1	C	"
1731	Mark 5	OP500	—	A	"
3014	Mark 5A	For Beverley aircraft only	1225X000	11	A	"
	Spares:—					
1922	Bag, oxygen	For Ref. Nos. 1731 and 3014. To be disposed of after shelf life of 5 years ..	OP10750	1	C	"
1925	Brush, rubber	AGS/838/8	1	C	"
—	Capsule, valving	Ref. No. 536		1	—	—

RESTRICTED

49

RESTRICTED

AIRCRAFT GASEOUS APPARATUS, ANCILLARY EQUIPMENT AND UNIT SERVICING SPARES

SECTION 6D—cont.

1	2	3	4	5	6	7
	OXYGEN SET, walk round—cont.					
	Marks 5 and 5A—cont.					
	Spares—cont.	For Ref. Nos. 1731 and 3014.				
1915	Chain and ring assembly	OP10787	1	C	each
1921	Clamp, securing	OP10982	1	C	"
—	Clip, securing tube		1	—	—
1416	Handgrip	Nut and nipple assy., Mark 1		—	C	each
—	Housing	Ref. No. 1254		1	—	—
—	Valve	Ref. No. 650		1	—	—
1916	Handwheel sub-assembly	OP17504	1	C	each
—	Label, adhesive, printed	Ref. No. 632		1	—	—
1918	Nut, special	OP10796	1	C	each
1924	Regulator, oxygen	OP10774	1	A	"
1919	Ring assembly	OP10783	1	C	"
1914	Sling assembly	OP13058	1	C	"
1926	Tube, rubber	OP10772	1	C	"
1920	Tubing, rubber, flexible	Mark 4 type	OP10981	1	C	"
—	Valve, non-return, Mark 1	Ref. No. 427		1	—	—
1917	Washer, cylinder	OP10797	1	C	each
2807	Mark 8	CH.K.16094	—	A	"
	Accessories:—					
2513	Connector	WKA.13472	—	B	"
—	Cylinder, 120 litre, and valve assy.	K.16099	—	A	—
3098	Head, control	K.16080	—	A	each
	Spares:—					
3100	Cap, blanking	WKA.25242	—	C	"
3103	Filler, cap assembly	K.16089	—	C	"
3101	Outlet, bayonet	WK.25962	—	C	"
3104	Plug, outlet	K.15081	—	C	"
3153	Screw, 4BA × $\frac{3}{8}$ in., brass	Cad. plated, R.D. H.D. special		—	C	"
3099	Seal, bonded	WKA.25814	—	C	"
3102	Washer, sealing, bayonet	H.13361	—	C	"
—	Washer, shakeproof, 4BA	Reference 28W/1007776		—	—	—
—	Mask, oxygen, Type L, medium	Ref. No. 1424		—	—	—

RESTRICTED

RESTRICTED

AIRCRAFT GASEOUS APPARATUS, ANCILLARY EQUIPMENT AND UNIT SERVICING SPARES

SECTION 6D—cont.

1	2	3	4	5	6	7
	OXYGEN SET, walk round—cont.					
	Mark 8—cont.					
	Spares:—	For Oxygen Set, walk round, Mark 8.				
2514	Carrier, bag	WKA.13454	—	B	each
	OXYGEN-SYSTEM:—					
—	Carrier, bag	Ref. No. 2514		8	—	—
—	Connector	Ref. No. 2513		8	—	—
2499	Gauge, flow	WK29243	1	A	each
2500	Gauge, ring, main	WKA27949	1	A	"
2512	Mask	K12291	8	A	"
3311	Mask assembly	WKA.26436	—	C	"
—	Mask, oxygen, Type L, medium	Ref. No. 1424, Type 'L' to be used when stocks of Ref. No. 2501 are exhausted.		—	—	—
2501	Mask, therapeutic	K12114	—	C	each
2504	Passenger unit, double	WKA27282	6	A	"
2503	Passenger unit, triple	WKA27283	39	A	"
2507	Piece-Tee, ring, main	WKA25556	42	C	"
2508	Piece-Tee, ring, main	WKA26543	3	C	"
—	Plug blanking (oxygen), wall mounted	Ref. No. 2759		5	—	—
2502	Plug and tube assembly	WKA26084	6	C	each
2505	Regulator, double pressure	WKA28275	1	A	"
2506	Reservoir, time delay	WKA28259	1	C	"
—	Socket bayonet union, Mark 7B, c/w clothing clip.	Ref. No. 2758		5	—	—
2509	Valve, automatic, barometric	WKA28274	1	A	each
2510	Valve, on-off	WKA28277	—	A	"
	Spares:—	For Ref. Nos. 2503 and 2504.				
2635	Actuator assembly	WKA25630	1	C	"
2946	Bayonet, outlet	WK25621	1	C	"
2636	Grommet	In conjunction with Ref. No. 2634	WK16690	1	C	"
2632	Hose assembly (ring main to control valve)	WKA25558	1	C	"
2634	Hose assembly (control valve to actuator)	WKA25637	1	C	"
2637	Hose assembly (control valve to mask)	WKA27600	3	C	"

RESTRICTED

RESTRICTED
51

AIRCRAFT GASEOUS APPARATUS, ANCILLARY EQUIPMENT AND UNIT SERVICING SPARES

SECTION 6D—cont.

1	2	3	4	5	6	7
	OXYGEN-SYSTEM—cont.					
	Valve, on-off—cont.					
	Spares—cont.	For Ref. Nos. 2503 and 2504.				
2641	Lock washer		WK25644	1	C	each
2638	Mask assembly		WKA31681	3	C	"
2642	Nut (actuator)		WK25643	1	C	"
2643	Plug, blanking		WK25610	1	C	"
2646	Ring "O" (bayonet socket)		K14710/10	2	C	"
2639	Screw, domed		WK25638	3	C	"
2647	Spacer (bayonet socket)		WK25624	1	C	"
2648	Spring, R.H. (lid)		WK25615	1	C	"
2649	Spring, L.H. (lid)		WK25616	1	C	"
2650	Spring, L.H. (release catch)		WK25725	1	C	"
2651	Spring, R.H. (release catch)		WK25726	1	C	"
2633	Washer, sealing		WK25574	6	C	"
2640	Washer, sealing		K15078	6	C	"
2644	Washer, sealing (button assy.)		WK25576	1	C	"
2645	Washer, sealing (bayonet socket)		WK25761	1	C	"
2673	Spares:— Bayonet assembly	For Ref. No. 2507.	WKA29324	1	C	"
	Spares:—	For Ref. No. 2505.				
2677	Circlip (Anderton)		1300/625	1	C	"
2665	Diaphragm, H.P. (lower)		WK.28910	1	C	"
2662	Diaphragm, L.P. (lower)		WK.28909	1	C	"
2663	Diaphragm, L.P. (upper)		WK.27991	1	C	"
2664	Diaphragm, L.P. (upper)		WK.27988	1	C	"
2661	Piston assembly		WKA28016	1	C	"
—	Ring "O" (diaphragm body)	Reference 27QA/		2		—
2666	Seal, relief valve body		WK28430	1	C	each
2658	Seal, back, R.M. isolator		WK27923	1	C	"
—	Seal, bonded (relief valve)	Reference 28F/9428455		1		—
2660	Spacer		WK27612	1	C	each
2659	Spring, isolator valve		WK28070	1	C	"

RESTRICTED

RESTRICTED

AIRCRAFT GASEOUS APPARATUS, ANCILLARY EQUIPMENT AND UNIT SERVICING SPARES

SECTION 6D—cont.

1	2	3	4	5	6	7
	OXYGEN-SYSTEM—cont.					
	Valve on-off—cont.					
	Spares:—	For Ref. No. 2509				
2667	Gasket	WK28654	1	C	each
2789	OXYGEN SYSTEM, demand assy., remote controlled, Type 120, Mark 1.	OP.7190	—	A	"
	Accessories:—					
	Connection, remote charging and gauge ..	Ref. No. 2526		—	—	—
	Spares:—					
	Probe unit	Ref. No. 2920		—	—	—
2794	Cylinder, emergency oxygen, and release mechanism.	OP.7220	—	A	each
	Spares:—					
	Bolt, banjo	Ref. No. 2412		—	—	—
	Cover assembly	Ref. No. 2409		—	—	—
	Pin assembly, safety	Ref. No. 2408		—	—	—
	Seal, bonded	Reference 28F/9428452		—	—	—
	Spacer	Ref. No. 3268		—	—	—
	Valve assembly	Ref. No. 3360		—	—	—
2611	Ground test assembly	OP.7270	—	A	each
2791	Plug, Q.R., bayonet	OP.5340	—	C	"
2792	Regulator, oxygen demand, remote control, Type 120.	OP.7200	—	A	"
2793	Regulator, oxygen demand, standby, Type 220	OP.7210	—	A	"
3012	Suppressor	OP.19412	—	C	"
2768	Switch, low pressure, Type 50	OP.6060	—	A	"
2795	Valve, relay assembly	OP.6340	—	A	"
	Spares:—					
3282	Banjo	OP.17731	—	C	"
	Connector, personnel equipment (P.E.C.)	Reference 27L/3357		—	—	—
3184	Cuff, rubber	Connector	OP.18518/1	—	C	each
3269	Hose, anti-kink	LP.14740/2	—	C	"
	Hose, anti-kink, ½ in. i/d	Relay valve to regulator. Reference 32C/699		—	—	—

RESTRICTED

RESTRICTED

AIRCRAFT GASEOUS APPARATUS, ANCILLARY EQUIPMENT AND UNIT SERVICING SPARES

SECTION 6D—cont.

1	2	3	4	5	6	7
	OXYGEN SYSTEM, demand assy., remote controlled, Type 120, Mark 1—cont.					
	Accessories—cont.					
	Valve, relay assembly—cont.					
	Spares—cont.					
3277	Pipe assembly	OP.18625	—	C	each
3279	Pipe assembly	OP.1860400	—	C	"
3280	Pipe assembly	1129X160	—	C	"
3265	Pipe assembly	OP.1860600	—	C	"
3278	Pipe assembly	OP.1860800	—	C	"
3276	Pipe assembly	OP.1860200	—	C	"
—	Pocket	Reference 27L/2567	—	—	—
	PIECE, connecting:—					
1219	3-way, regulator charging	For use with Ref. No. 1334		—	B	each
	Mark 3A:—					
575	2-way		—	C	"
603	3-way		—	C	"
604	4-way		—	C	"
	Mark 6:—					
429	3-way	For connecting two or more of Ref. No. 515		—	C	"
	Mark 8:—					
2891	5-way	Supersedes Ref. No. 9429883		1	C	"
	PLUG, bayonet union:—					
101	Mark 3B		—	C	"
889	Mark 4A		—	B	"
1433	Mark 4B	Supersedes Ref. No. 526 at wastage rates		1	C	"
1037714	Mark 6		—	C	"
	Spares:—					
1586	Sleeve, rubber	To drawing misc. S31G—RS		—	C	"
3160	PLUG, blanking, lanyard type	GA.2080	—	C	"
2759	PLUG, blanking (oxygen), wall mounted	GA.1430	—	C	"

RESTRICTED

RESTRICTED

AIRCRAFT GASEOUS APPARATUS, ANCILLARY EQUIPMENT AND UNIT SERVICING SPARES

SECTION 6D—cont.

1	2	3	4	5	6	7
1764	PLUG, dummy			—	C	each
	PLUG, quick release:—					
605	Mark 1			—	C	"
1666	Mark 2	For ground testing of pressure breathing equipment.		—	C	"
1531	Mark 3	For pressure breathing equipment		—	C	"
1466	Mark 4			—	C	"
1612	Mark 5			—	C	"
1613	Mark 6			—	C	"
	Spares:—	For all Marks.				
—	Washer, sealing	Ref. No. 1494		—	—	—
2920	PROBE		OP.19267	—	C	each
3422	PROBE ADAPTOR	For V.C.10	WK.32553	—	C	"
	QUICK DISCONNECT ASSEMBLIES:—					
2717	For CO ₂		WKA.29015	1	A	"
2712	For Nitrogen charging equipment		WKA.27903	1	A	"
	Spares:—	For Ref. Nos. 2712 and 2717.				
3141	Filter		K.12417	—	C	"
3140	Handle	For Ref. No. 2712 only	WKA.27902	—	C	"
3145	Handle	For Ref. No. 2717 only	WKA.27551	—	C	"
3143	Nozzle assy.		WKA.30561	—	B	"
3144	Retainer, for "O" ring seal		WK.30562	—	C	"
3157	Seal, "O" ring		Angus, R.2015	—	C	"
3142	Washer, handle/nozzle		WK.27552	—	C	"
2351	REGULATING UNIT, pressure			—	A	"
	Spares:—					
2823	Diaphragm		B160-1003	1	C	"
2820	Diaphragm, relief valve		B160-1005	1	C	"
2809	Gauge, pressure, air, 0-50 p.s.i.		B245-1119	1	A	"

RESTRICTED

RESTRICTED

AIRCRAFT GASEOUS APPARATUS, ANCILLARY EQUIPMENT AND UNIT SERVICING SPARES

SECTION 6D—cont.

1	2	3	4	5	6	7
	REGULATING UNIT, pressure—cont.					
	Spares—cont.					
2808	Gauge, pressure, air, 0–5,000 p.s.i.	B245–1034	1	A	each
2810	Hose assy., low pressure	B307–4111	1	B	"
2816	Knob	B425–1020	2	C	"
2813	"O" ring, sealing	B724–2009	1	C	"
2814	"O" ring, sealing	B724–2007	1	C	"
2815	Screw, grub	B723–2006	1	C	"
2818	Seal, bonded, $\frac{1}{8}$ in. B.S.P.	B724–1008	1	C	"
2825	Seal, bonded, $\frac{3}{8}$ in. B.S.P.	B724–1015	1	C	"
3231	Spring, controller	5748–160	1	C	"
2826	Spring, loading (range $\frac{1}{2}$ –25 p.s.i.)	B748–1092	1	C	"
2821	Spring, relief valve	B748–1173	1	C	"
3232	Spring, relief valve	5748–161	1	C	"
2824	Spring, valve	B748–1089	1	C	"
2812	Valve, change over and flow control	X35–1261	2	B	"
2811	Valve, nitrogen charging	B846–4114	1	B	"
2822	Valve, pressure control	SP799–86	1	B	"
2819	Valve, relief, Type LPR2	BND	1	C	"
2817	Valve, vent	X35–1456	1	B	"
	REGULATOR, charging:—					
1702	Mark 3	C/w instruction plate, Ref. No. 1777. For Oxygen trolleys only.		—	A	"
	Spares:—					
1994	Ball, valve	GMA12403	2	C	"
1989	Clip, spindle	GMA12386	2	C	"
1990	Connection, outlet	GMA12387	2	B	"
1986	Cup, valve	GMA12381	2	C	"
—	Gauge, high pressure	Ref. No. 1688		1	—	—
1634	Gauge, H.P., tropicalised		1	C	each

RESTRICTED

RESTRICTED

AIRCRAFT GASEOUS APPARATUS, ANCILLARY EQUIPMENT AND UNIT SERVICING SPARES

SECTION 6D—cont.

1	2	3	4	5	6	7
	REGULATOR, charging—cont.					
	Mark 3—cont.					
	Spares—cont.					
1756	Gauge, low pressure	0-1000 p.s.i.		1	C	each
1993	Joint, relief valve	GMA12400	2	A	"
1988	Nut, cap	GMA12384	2	C	"
1992	Nut, tail pipe	GMA12389	2	C	"
1995	Pin, pointer	GMA12407	1	C	"
1777	Plate, instruction		1	C	"
2022	Seal, L.P. and H.P. cups	GM/D/12372-8	2	C	"
1984	Seat, valve	GMA12376	1	C	"
1987	Spindle, top	GMA12383	2	C	"
1996	Spring, coil	GMA12411	1	C	"
1991	Tailpipe, blind	GMA12388	1	C	"
1985	Valve, H.P.	GMA12377	1	C	"
1997	Valve, relief, H.P., complete		1	C	"
1998	Valve, relief, L.P., complete		1	C	"
2157	Type 1B		—	C	"
	REGULATOR, charging, H.P.:—					
2141	Air and Nitrogen, Mark 5	6,000 lb. p.s.i.		—	A	"
	Accessories:—					
2519	Backplate		1	C	"
	Spares:—					
5547 2444	Bolt, "U"	19641	1	C	"
2446	Bolt, 3/8 in. C/w nut and washer	84029	1	C	"
5847 2445	Connection, end assembly	84409	1	C	"
—	Gauge, pressure, 0-6,000 p.s.i.	Ref. No. 1688		1	—	—
2443	Gauge, pressure, 0-10,000 p.s.i.		1	A	each
2441	Gland, packing	21708	1	C	"
2458	Holder, valve	For use with Ref. No. 2431	20229	1	C	"
2438	Nut, gland	06790	1	C	"
2435	Nut, spring retaining	06762	1	C	"
2447	Plug	19626	1	C	"

RESTRICTED

RESTRICTED

AIRCRAFT GASEOUS APPARATUS, ANCILLARY EQUIPMENT AND UNIT SERVICING SPARES

SECTION 6D—cont.

1	2	3	4	5	6	7
	REGULATOR, charging, H.P.—cont.					
	Air and Nitrogen, Mark 5—cont.					
	Spares—cont.	For Ref. No. 2141.				
2434	Screw, adjusting	19628	1	B	each
2436	Screw, eccentric	19635	1	C	"
2449	Screw, grub, 4 B.A. × $\frac{3}{16}$ in.		1	C	"
2432	Seal, ring	21258	2	C	"
2433	Shim, 0.005 in. thick	12137	1	C	"
2448	Shim, 0.010 in. thick	12137	1	C	"
2457	Shim, 0.015 in. thick	12137	1	C	"
2439	Spindle	19956	1	C	"
2442	Spring, valve	23472	1	C	"
2437	Valve		1	C	"
2430	Valve, reducing assembly		1	B	"
2431	Valve, seat assembly		1	B	"
2440	Washer	12154	1	C	"
—	Wheel, hand		1	—	—
1334	Type A, Mark 2, tropicalised	Ref. No. 1394	ID/46/26113	—	A	each
	Accessories:—	For Ref. No. 1334.				
1962	Case, transit, c/w furniture		1	A	"
—	Piece, connecting, 3-way regulator charging	Ref. No. 1219		—	—	—
	Spares:—	For Ref. No. 1334.				
893	Chamber, pressure spring		1	B	each
900	Cone, relief valve		1	C	"
499	Cup, packing, piston		1	C	"
—	Gauge, high pressure	Ref. No. 1688		1	—	—
1633	Gauge, pressure, tropicalised	0140	1	C	each
—	Glass, 3 $\frac{1}{8}$ in. × $\frac{1}{8}$ in.	Ref. No. 735		—	—	—
—	Glass, 4 $\frac{3}{32}$ in. × $\frac{3}{32}$ in.	Ref. No. 736		—	—	—
1391	Handle		1	C	each
1625	Nut, inlet and outlet tailpiece		4	C	"
896	Piston, liner		1	C	"
1389	Plate, spring		1	C	"
899	Plug, bottom		1	C	"

RESTRICTED

RESTRICTED
58

AIRCRAFT GASEOUS APPARATUS, ANCILLARY EQUIPMENT AND UNIT SERVICING SPARES

SECTION 6D—cont.

1	2	3	4	5	6	7
	REGULATOR, charging, H.P.—cont.					
	Type A, Mark 2, tropicalised—cont.					
	Spares—cont.	For Ref. No. 1334.				
502	Ring, joint, relief valve		1	C	each
891	Screw, adjusting		1	C	"
895	Seat, valve		1	C	"
1390	Spring, pressure		1	C	"
897	Spring, valve		1	C	"
901	Tailpiece, blind		2	C	"
506	Tailpiece, inlet and outlet		2	B	"
497	Valve		1	C	"
1393	Valve, relief		1	B	"
498	Valve, stirrup		1	B	"
1392	Valve, stop		1	B	"
1930	Washer, bottom plug joint	Mod. 461-23741/1/Serv. R.D.6 1½ in. o/d × 1/16 in. i/d × 0.015 in. thick.		1	C	"
1793	Washer, soft		1	C	"
1394	Wheel, hand		1	C	"
1388	Wing nut, adjusting, screw		1	C	"
	REGULATOR, demand, emergency oxygen:—					
2285	Mark 1	OP.4230	—	A	"
2517	Mark 2	OP.5070	—	A	"
2775	Mark 2A	OP.5660	—	A	"
	Spares:—	For all Marks unless otherwise stated.				
3196	Adjuster	OP.18187	—	C	"
2424	Circlip	OP.17374	—	C	"
3188	Circlip	OP.17463	—	C	"
2427	Filter	OP.14200	—	C	"
3200	Filter	OP.18189	—	C	"
2419	Filter assembly	OP.17462	—	C	"
3192	Fitting, inlet assembly	For Marks 1 and 2 only	OP.16595	—	C	"
3193	Fitting, inlet assembly	For Mark 2A only	OP.17133	—	C	"
2420	Gasket	OP.15720	—	C	"

RESTRICTED

RESTRICTED

AIRCRAFT GASEOUS APPARATUS, ANCILLARY EQUIPMENT AND UNIT SERVICING SPARES

SECTION 6D—cont.

1	2	3	4	5	6	7
	REGULATOR, demand, emergency oxygen—cont.					
	Marks 1, 2 and 2A—cont.					
	Spares—cont.	For all Marks unless otherwise stated.				
3344	Gasket	For Mark 2 only. Naval aviation only	OP.15780	—	C	each
2425	Gasket, inlet valve face		OP.16917	—	—	"
2423	Gasket, valve seat		OP.15737	—	C	"
3194	Gauge		OP.15714	—	C	"
2422	Gauge (ST. ST.)		OP.16248	—	C	"
3195	Housing, valve		OP.18186	—	C	"
3198	Plate, valve		OP.18139	—	C	"
3341	Ring	For Mark 2 only. Naval aviation only	OP.15713	—	C	"
—	Ring, 'O' demand valve	Reference 27QA/818		—	—	"
2426	Ring, retaining		5000/37	—	C	each
2856	Ring, retaining		5001/50	—	—	"
3342	Screw, adjusting	For Mark 2 only. Naval aviation only	OP.15718	—	C	"
3189	Screw, special		OP.15781/2	—	C	"
3199	Seat, valve		OP.18185	—	C	"
3350	Shim	For Mark 2 only. Naval aviation only.	OP.17813	—	C	"
3266	Sleeve, Hellerman	For Mark 2A only	OP.17385	—	C	"
3348	Spider		OP.17811	—	C	"
3345	Spring	} For Mark 2 only. Naval aviation only	OP.16999	—	C	"
3351	Spring		OP.17971	—	C	"
3197	Spring, compression		OP.18188	—	C	"
3349	Spring, end cap	For Mark 2 only. Naval aviation only	OP.17812	—	C	"
2707	Valve, air inlet assy.	For Mark 1 only	OP.17814	—	—	"
3190	Valve, air inlet assy.	For Marks 2 and 2A only	OP.17814/1	—	B	"
2706	Valve assembly, relief	For Mark 1 only	OP.17461	—	C	"
3049	Valve assembly, relief	For Marks 2 and 2A only	OP.17461/1	—	C	"
3346	Valve, plate		OP.17372	—	C	"
3347	Valve, plate	} For Mark 2 only. Naval aviation only.	OP.17466	—	C	"
3343	Valve, seat			OP.15735	—	C
—	Washer, shakeproof	Reference 28W/9419185		—	—	"

RESTRICTED

RESTRICTED

AIRCRAFT GASEOUS APPARATUS, ANCILLARY EQUIPMENT AND UNIT SERVICING SPARES

SECTION 6D—cont.

1	2	3	4	5	6	7
1395	REGULATOR, oxygen:— Mark 10A*, fluorescent	For civil and military transport aircraft ..		—	A	each
	Spares:—					
659	Bezel	Z5608	—	C	"
658	Cap, drain	Complete with screw, pin and washer ..	H19225/3	—	C	"
2474	Disc, blanking		1	C	"
662	Filter, outlet	H19019/3	—	C	"
1396	Fitting, outlet	Complete with safety valve		—	C	"
818	Gauge, indicating flow		—	C	"
819	Gauge, indicating quantity		—	C	"
663	Glass	Z5608	—	B	"
664	Knob, adjusting		—	C	"
665	Knob, on-off		—	C	"
—	Nipple, spherical, Mark 4B	Ref. No. 791		—	C	"
1641	Nipple, spherical, Mark 5		—	C	each
—	Nut, union, Mark 4A	Ref. No. 487		—	C	—
666	Plug, drain	H19228/3	—	C	each
667	Pointer	Z7082	—	C	"
	Tube assembly, $\frac{3}{16}$ in. H.P.:—					
	Consisting of:—					
—	Nipple, spherical, Mark 5	Ref. No. 1641		—	—	—
—	Nut, brass, union, $\frac{1}{8}$ in. B.S.P.	Reference 28M/11292 (A.G.S. 1217/A)		—	—	—
—	Tubing, copper, $\frac{3}{16}$ in. \times 16 S.W.G.	Reference 30B/522		—	—	—
	Tube assembly, $\frac{3}{16}$ in. L.P.:—					
	Consisting of:—					
—	Nipple, spherical, Mark 5	Ref. No. 1641		—	—	—
—	Nut, brass, union, $\frac{1}{8}$ in. B.S.P.	Reference 28M/11292 (A.G.S. 1217/A)		—	—	—
—	Tubing, copper, $\frac{3}{16}$ in. \times 16 S.W.G.	Reference 20B/522		—	—	—
668	Tube assembly, $\frac{1}{4}$ in. H.P.		—	C	each
671	Washer, for glass	Z5608	—	C	"
1594	Washer, H.P.	H19016/4	—	C	"
1595	Washer, L.P. joint	H19019/6	—	C	"
1596	Washer, L.P. outlet	H19019/7	—	C	"

RESTRICTED

RESTRICTED
61

AIRCRAFT GASEOUS APPARATUS, ANCILLARY EQUIPMENT AND UNIT SERVICING SPARES

SECTION 6D—cont.

1	2	3	4	5	6	7
	REGULATOR, oxygen—cont.					
	Mark 10B:—					
1495	Fluorescent		—	A	each
	Mark 11C:—					
1275	Fluorescent		—	A	"
	Mark 11D:—					
1276	Fluorescent	For pilots in two-seater aircraft		—	A	"
	Mark 11E:—					
1277	Fluorescent	For observers in two-seater aircraft. For use with Ref. No. 1276.			A	"
	Mark 16A:—					
1587	Fluorescent	With automatic flow attachment		—	A	"
	Mark 16B:—					
1588	Fluorescent	With automatic flow attachment		—	A	"
	Mark 16C:—					
1589	Fluorescent	With automatic flow attachment		—	A	"
	Spares:—					
		For Ref. Nos. 1495, 1275, 1286, 1276, 1277, 1587, 1588 and 1589.				
		Applicable to Ref. Nos.:—				
2755	Cap, dust, H.P.	1275, 1286, 1276, 1587 (1), 1588 (2), 1589 (1)	EX.250-169	—	C	"
2754	Cap, dust, L.P.	1275, 1286, 1276 (1), 1277 (1), 1587 (1), 1588 (1), 1589 (1).	EX.250-170	—	C	"
774	Choke, gauge, contents and on-off valve	1275, 1286, 1276 (1)	3086-38	—	C	"
753	Gauge, pressure, fluorescent	1275, 1587 (1), 1588 (1)		—	C	"
1847	Handwheel, on-off	1275, 1286, 1276 (1), 1587 (1), 1588 (1)	250-94	—	C	"
778	Indicator, flow, fluorescent	1275, 1276 (1), 1277 (1)	250-76	—	C	"
1794	Indicator, flow, fluorescent	1587 (1), 1588 (1), 1589 (1)		—	C	"
777	Indicator, flow, luminous	1286		—	C	"
2154	Jet, filtered, complete	1255 (2), 1286 (2), 1276 (2), 1277 (2)	EX.306-91	—	C	"
2155	Jet, filtered (high flow)	1587 (1), 1588 (1), 1589 (1)	EX.510-88	—	C	"
2156	Jet, filtered (normal flow)	1587 (1), 1588 (1), 1589 (1)	EX.510-87	—	C	"
2917	Lever, emergency	1587 (1), 1588 (1), 1589 (1), 1275 (1), 1286 (1), 1276 (1), 1277 (1).	EX.306-83	1	C	"
779	Pipe, copper, c/w nuts and nipples	1275, 1286, 1276 (1), 1587 (1), 1588 (1)	306-39	—	C	"

RESTRICTED

RESTRICTED

AIRCRAFT GASEOUS APPARATUS, ANCILLARY EQUIPMENT AND UNIT SERVICING SPARES

SECTION 6D—cont.

1	2	3	4	5	6	7
	REGULATOR, oxygen—cont. Spares—cont.	For Ref. Nos. 1495, 1275, 1286, 1276, 1277, 1587, 1588 and 1589. Applicable to Ref. Nos.: —				
780	Screw, fixing, flow indicator	1275, 1286, 1276 (1), 1587 (2), 1588 (2), 1589 (1).	306-33	—	C	each
2288	Washer, gland, emergency lever spindle	1275, 1276, 1277, 1286, 1587, 1588, 1589 ..	EX.306-94	1	C	"
781	Washer, sealing, flow indicator	1275, 1286, 1276 (1), 1277 (1), 1587 (4), 1588 (4), 1589 (4).	250-87	—	C	"
2000	Type A.12A	800028	—	A	"
2497	Type A.12A, c/w pressure switch	801157	—	A	"
	Spares:—	For Ref. Nos. 2000 and 2497.				
2372	Aneroid assembly	800498	1	C	"
2386	Camshaft assembly, diluter actuating	L-0-521-33	1	C	"
3051	Connection, oxygen outlet	L-0-521-222	1	C	"
2364	Diaphragm assembly	L-0-521-58	1	C	"
2597	Diaphragm, second stage	L-0-521-60A	1	C	"
2366	Filter, oxygen inlet, H.P.	L-0-521-339	1	C	"
3064	Fulcrum and lever assy.	800024	1	C	"
2669	Gasket, adjustment seating plug	L-0-521-147	1	C	"
3062	Gasket, auto mix	L-0-521-23	1	C	"
2369	Gasket, check valve	L-0-521-200	1	C	"
3066	Gasket, gland outlet	L-0-521-221	1	C	"
2368	Gasket, H.P. tee	L-0-521-82	1	C	"
2373	Gasket, inter-stage	L-0-521-52	1	C	"
3065	Gasket, oxygen metering, port	L-0-521-153	1	C	"
3067	Gasket, relief valve (1st. stage)	L-0-521-282	1	C	"
3063	Gasket, valve seat	L-0-521-238	1	C	"
2385	Knob, emergency valve	L-0-521-334	1	C	"
2736	Packing, emergency valve	L-0-521-343	2	C	"
2367	Ring filter, retaining	L-0-521-72	1	C	"
2670	Stem, emergency valve, c/w ball	L-0-521-355	1	C	"
2797	Switch, pressure	For Ref. No. 2497 only	800530	1	A	"

A/L.173

RESTRICTED

RESTRICTED

AIRCRAFT GASEOUS APPARATUS, ANCILLARY EQUIPMENT AND UNIT SERVICING SPARES

SECTION 6D—cont.

1	2	3	4	5	6	7
	REGULATOR, oxygen—cont.					
	Type A.12A, c/w pressure switch—cont.					
	Spares—cont.	For Ref. Nos. 2000 and 2497.				
	Switch, pressure—cont.	For Ref. No. 2497 only.				
	Spares:—					
2853	Adaptor	800541	1	C	each
2845	Bleed assembly	For Repair Depots only	791085	1	C	"
2848	Bracket, fixing	800515	1	C	"
2844	Choke	For Repair Depots only	800506	2	C	"
2852	Diaphragm	791081	2	C	"
—	Grommet, mounting bracket	Reference 5K/1200714		2	C	"
2850	Nut, body retaining	For Repair Depots only	800519	1	C	each
2851	Pad, sealing	800633	1	C	"
2857	Ring "O", adaptor	BS.OS/5	1	C	"
—	Screw, c/sk 8BA, $\frac{3}{16}$ in. long	Reference 28S/9997428		9	C	"
2849	Screw, fillister head, S.W. securing	800588	1	C	each
—	Screw, st. st., ch. hd.	Reference 28S/9131730		3	C	"
2847	Spring, body top	800461	1	C	each
2846	Stop assembly	For Repair Depots only	800523	1	C	"
2843	Suppressor	For Repair Depots only	800528	2	C	"
3037	Valve assy., demand (2nd stage)	L-0-521-340	1	C	"
2365	Valve relief assembly, 1st stage	Complete	L-0-521-315	1	C	"
2374	Valve relief assembly, 2nd stage	Complete	L-0-521-318	1	C	"
2371	Washer, emergency valve	L-0-521-156	1	C	"
	Spares:—	For Repair Depots.				
2735	Auto-mix lever and vane assembly	L17833	1	C	"
2731	Cover assembly, 2nd stage	L-0-521-249	1	C	"
2727	Decal	L-0-521-344	1	C	"
2787	Nut, packing emergency valve	L-0-521-160	1	C	"
2721	Seat assembly, 1st stage	L-0-801-473	1	C	"
2732	Screen, air filter	L-0-521-10	1	C	"
2722	Screen, oxygen guard (Tec. Assy. H.P.)	L-0-521-81	2	C	"
2723	Screw, ch. hd. $\frac{3}{16}$ in. long	AN-500-B2-5	8	C	"
2725	Screw, ch. hd. drilled, $\frac{3}{8}$ in. long	AN-500-AB6-12	2	C	"

RESTRICTED

RESTRICTED

AIRCRAFT GASEOUS APPARATUS, ANCILLARY EQUIPMENT AND UNIT SERVICING SPARES

SECTION 6D—cont.

1	2	3	4	5	6	7
	REGULATOR, oxygen—cont.					
	Type A.12A, c/w pressure switch—cont.					
	Spares—cont.	For Repair Depots.				
2730	Screw, fillister head (Tec. Assy. H.P.)	AN-501-AB10-8	2	C	each
2728	Screw, fl. hd. (blinker boss assy.)	AN-505-B4-4	2	C	"
2724	Screw, main assembly	L-0-521-146	6	C	"
2726	Screw, rd. hd. $\frac{5}{16}$ in. long	AN-515-B6-5	4	C	"
2729	Screw, rd. hd. (valve assy., 1st stage relief)	AN-515-B4-3	1	C	"
2734	Spring assy., auto-oxygen, by pass	L-0-521-114	1	C	"
2733	Valve assy., check	L-0-801-805	1	C	"
2788	Valve assy., 1st stage relief	L-0-521-276	1	C	"
	REGULATOR, oxygen demand:—					
2671	Mark 17F	OP.6450	—	A	"
2383	Mark 21B	OP.5290	—	A	"
	Accessories:—	For Ref. Nos. 2671 and 2383.				
2097	Carton, inner		—	C	"
2016	Case, transit		—	A	"
	Spares:—	For Ref. No. 2671.				
2063	Bung, rubber, size M.	B26/001	—	C	"
3315	Clip, hose, size OX	A.G.S./1000	—	C	"
1722	Connection, outlet	793523-1/N	—	C	"
2770	Cuff, rubber	OP18518	—	C	"
2587	Gasket, indicator glass	778408-I/N	—	C	"
1723	Gasket, outlet connection	793524-I/N	—	C	"
2588	Glass, indicator	778409-I/N	—	C	"
1726	Plug, blanking	PB23847/1/N	—	C	"
2589	Ring, glass securing	711809-I/N	—	C	"
1725	Washer, bronze, outlet connection	OP10429	—	C	"
	REGULATOR, oxygen demand and inflation:—					
1969	Mark 20		—	A	"
2295	Mark 20A		—	A	"
2483	Mark 20B	OP5500	—	A	"
		Classified, restricted				

RESTRICTED

RESTRICTED

AIRCRAFT GASEOUS APPARATUS, ANCILLARY EQUIPMENT AND UNIT SERVICING SPARES

SECTION 6D—cont.

1	2	3	4	5	6	7
	REGULATOR, oxygen demand and inflation—cont.					
	Marks 20, 20A and 20B—cont.					
	Accessories:—	For Ref. Nos. 1699, 2295 and 2483.				
—	Carton, inner	Ref. No. 2097		1	—	—
—	Case, transit	Ref. No. 2016		1	—	—
	Spares:—					
—	Clip, hose, size OX	Ref. No. 3315		—	—	—
—	Flange, screwed	Reference 5CY/3627		1	—	—
—	Gasket, indicator glass	Ref. No. 2587		1	—	—
—	Glass, indicator	Ref. No. 2588		1	—	—
—	Housing, insulation (power supply)	Reference 5CY/3628		1	—	—
—	Indicator, magnetic	Reference 5CZ/5003		1	—	—
2593	Lockwasher	OP10430	5	C	each
2586	“O” ring, sealing, relief valve assy.	GD1805/3	1	C	”
—	Ring, glass securing	Ref. No. 2589		1	—	—
—	Screw, housing securing	Reference 28S/14608		1	—	—
2590	Screw, special	OP10421	5	C	each
2591	Screw, special (short)	OP11252	1	C	”
2592	Screw, special (long)	OP11253	1	C	”
2594	Valve assy., relief	OP.16257	1	C	”
	REGULATOR, oxygen, miniaturised:—					
	Consisting of:—					
3426	Amplifier, for sensor flow	807288	1	A	”
3334	Holder, regulator	807499	1	A	”
3423	Hose, flexible, with Mic. Tel. lead	4ft. long	806618	1	A	”
3424	Hose, flexible, with Mic. Tel. lead	6ft. long	807619	1	A	”
3333	Regulator, miniature	807491	1	A	”
3425	Sensor, flow	807287	1	A	”
	RIG, charging, carbon dioxide:—					
		For charging carbon dioxide cylinders fitted with Type L operating heads.				
2071	Mark 2	C/w electric motor, switch gear, adaptor and gauge.	GM/C/16782	—	A	”

RESTRICTED

RESTRICTED

AIRCRAFT GASEOUS APPARATUS, ANCILLARY EQUIPMENT AND UNIT SERVICING SPARES

SECTION 6D—cont.

1	2	3	4	5	6	7
	RIG, charging, carbon dioxide:—cont.	For charging carbon dioxide cylinders fitted with Type L operating heads. C/w electric motor, switch gear, adaptor and gauge.				
	Mark 2—cont.					
	Accessories:—					
1886	Adaptor assembly, filling	K11220	—	A	each
	Spares:—					
2340	Filter	(S1/Ground Equipment/4 refers)	K11828	1	C	"
2037	Adaptor, gauge	K13577	1	B	"
—	Balance, weighing, semi-automatic	Reference 6C/2008		—	—	—
2038	Gauge, pressure, 3,000 p.s.i. 3 in. dial connection.	K13597	1	C	each

RESTRICTED

RESTRICTED
66a

AIRCRAFT GASEOUS APPARATUS, ANCILLARY EQUIPMENT AND UNIT SERVICING SPARES

SECTION 6D—cont.

1	2	3	4	5	6	7
	RIG, charging, carbon dioxide—cont.					
	Accessories—cont.					
2002	Line, filling, carbon dioxide	For Ref. No. 2071.				
1967	Line, filling, carbon dioxide	Pump outlet to aircraft cylinder adaptor ..	K18490	—	A	each
	Spares:—	Storage cylinder to pump inlet	K11106	—	A	"
2604	Adaptor	For Ref. No. 1967	K15701	1	C	"
2122	Adaptor, hose to pump	K1490	1	B	"
2120	Filter assembly, complete	GM/B/16798	1	C	"
2119	Hose, carbon dioxide charging	GM/B/16796	1	C	"
—	Valve, assembly, blow-off	Ref. No. 2289		1	—	—
2334	Spacer	K10289	1	C	each
1907	Tool, cable insertion	K13225	—	B	"
1887	Tool, gas charge release	K11221	—	C	"
1906	Tool, spring compressing	K13224	—	B	"
2039	Washer, sealing, for gauge	K14895	2	C	"
	Spares:—	For Ref. No. 2071.				
2047	Disc, safety	K4554	1	C	"
2083	Gear, motor shaft, tufnol	K10296	1	C	"
2084	Gear, pump shaft, steel	K10295	1	C	"
2075	Packing, pump	K10290	2	C	"
2076	Packing, pump	K10291	1	C	"
2079	Plug, safety disc	K10277	1	C	"
2087	Pump assembly, Mark 2, complete	K14844	1	A	"
2080	Ring, "O"	K10561	1	C	"
2081	Ring, "O"	K10562	1	C	"
2086	Starter, complete	GM/A/16789	1	C	"
2077	Washer, safety disc	K10276	1	C	"
2078	Washer, safety disc	K4454	1	C	"
2745	RIG, charging, Mark 2	For lifejacket cylinders. Naval aviation only		—	A	"
	Accessories:—	Naval aviation only.				
2751	Adaptor, drop shaft	WKA.27958	—	C	"
2749	Sleeve assembly	(Mark 9 cylinders)	WKA.27888	—	C	"
2746	Sleeve assembly	(17 gramme cylinder)	WKA.26916	—	C	"

RESTRICTED

67

RESTRICTED

A/L.173

AIRCRAFT GASEOUS APPARATUS, ANCILLARY EQUIPMENT AND UNIT SERVICING SPARES

SECTION 6D—cont.

1	2	3	4	5	6	7
	RIG, charging, Mark 2—cont.	For lifejacket cylinders. Naval aviation only.				
	Accessories— <i>cont.</i>	Naval aviation only.				
2747	Sleeve assembly	(29 gramme cylinder)	WKA.26917	—	C	each
	SEAL, Pilot's escape hatch:—	For Victor aircraft only. Ref. Nos. Port				
	Accessories:—	26DE/9214, Stbd. 26DE/9215.				
2275	Cylinder, air, c/w valve reducing	K14808	1	A	"
2276	Plug, deflation	K16185	2	C	"
2274	Valve, 3-way	K16167	2	C	"
2273	Valve, combined charging and pressure relief	K16166	2	A	"
	Spares:—	For Ref. No. 2273.				
2354	Disc, safety	K16601	1	C	"
2355	Plug, safety outlet	K5873	1	C	"
—	Washer, safety, disc shearing	Ref. No. 1809		1	—	"
2353	Washer, sealing	WK26298	1	C	each
	SLEEVE ASSEMBLIES:—					
2715	For 34 gramme cylinder	WKA.26918	1	C	"
2748	For 86 gramme cylinder	WKA.26919	1	C	"
2740	SLUG	For Victor aircraft Marks 1, 1A and 2 ..	WKA.27705	1	C	"
2609	SOCKET, bayonet, Q.R.	OP.5350	—	A	"
	SOCKET, bayonet, union:—					
534	Mark 3C		—	C	"
527	Mark 4		—	C	"
482	Mark 4A		—	C	"
1300	Mark 4B		—	C	"
	Spares:—					
1303	Sleeve, rubber		1	C	"
1301	Mark 4C	Complete with rubber sleeve		—	C	"
	Spares:—					
—	Sleeve, rubber	Ref. No. 1303		—	—	—

RESTRICTED

RESTRICTED

AIRCRAFT GASEOUS APPARATUS, ANCILLARY EQUIPMENT AND UNIT SERVICING SPARES

SECTION 6D—cont.

1	2	3	4	5	6	7
	SOCKET, bayonet, union—cont.					
1306	Mark 4E	Complete with rubber sleeve		—	C	each
	Spares:—					
	Sleeve, rubber	Ref. No. 1303		—	—	—
1378	Mark 6	For transport aircraft		—	C	each
1379	Mark 6A	For transport aircraft without non-return valve.		—	C	"
1419	Mark 6B	SME53189	—	B	"
1484	Mark 6C		—	C	"
2115	Mark 7		1	C	"
2116	Mark 7A		1	C	"
2758	Mark 7B	Complete with clothing clip	GA.1432	—	C	"
2576	SOCKET, OXY-MIC-TEL.	For Gnat aircraft	OP.5200	2	A	"
1890	SOCKET, quick release, c/w clothing clip	OP.640	—	C	"
606	Mark 1		—	C	"
1467	Mark 4	14292-2	—	C	"
1652	Mark 9	With cut-off valve		—	C	"
1817	Mark 10A		—	C	"
	Spares:—	For Ref. No. 1817.				
1983	Circlip	OP.14559	—	C	"
3339	SPANNER	Naval aviation only	T.2136	—	C	"
	SPANNER:—					
2260	Open type	Servicing passenger Life-jackets, Mark 5	CL32B	—	C	"
2259	Ring type	For use in Flying clothing locker rooms ..	CL32A	—	C	"
1432	STOWAGE, Mark 2	For Walk Round oxygen sets, Mark 1B (Ref. No. 916).		—	B	"
2909	STOWAGE, connector, oxygen, Q.R.	MX.2468-221A	—	C	"
					A/L.	184

RESTRICTED

RESTRICTED

AIRCRAFT GASEOUS APPARATUS, ANCILLARY EQUIPMENT AND UNIT SERVICING SPARES

SECTION 6D—cont.

1	2	3	4	5	6	7	
	STOWAGE, oxygen mask assemblies:—						
3131	Double	Galley and medical	WKA.26849A	—	A	each	
3132	Double	Passenger	WKA.26849B	—	A	"	
3133	Triple	Passenger—left hand	WKA.26848LH	—	A	"	
3134	Triple	Passenger—right hand	WKA.26848RH	—	A	"	
3310	Triple	WKA.29216	—	A	"	
	Spares:—						
3171	Actuator assembly, latch	} For Ref. Nos. 3132, 3133, 3134 and 3310	WKA.27734	1	C	"	
3173	Hose assembly, latch		WKA.27798/A	1	C	"	
3172	Hose assembly, mask		For Ref. Nos. 3132, 3133 and 3134	WKA.27792/A	1	C	"
	Hose assemblies, ring main:—						
3177	Hose length, 6 in.	For Ref. No. 3131 and 3310	WKA.27796/F	1	C	"	
3175	Hose length, 13 in.	For Ref. No. 3132	WKA.27796/D	1	C	"	
3176	Hose length, 20 in.	For Ref. No. 3131	WKA.27796/E	1	C	"	
3174	Hose length, 37 $\frac{1}{4}$ in.	For Ref. Nos. 3133 and 3134	WKA.27796/A	1	C	"	
3179	Mask assembly, valve	} For Ref. Nos. 3132, 3133 and 3134	WKA.29157	1	C	"	
3178	Mask, cup		WKA.28420	1	C	"	
3169	Valve and manifold assy.		For Ref. Nos. 3133 and 3134	WKA.27730	1	B	"
3170	Valve and manifold assy.	For Ref. Nos. 3132, 3133, 3134 and 3310	WKA.28203	1	C	"	
	SWITCHES:—						
2767	Altitude	Type B35		1	A	"	
2764	Pressure	Type 128		1	A	"	
2765	Pressure	Type 93		1	A	"	
	TAPE, laminated:—						
	$\frac{1}{2}$ in. wide × 12 yds long:—						
	Label printed:—	For marking major items of oxygen equipment					
632	"Use no oil or grease—they cause explosions"		—	C	roll of 120	
	1 in. wide × 10 yds long:—						
	Label, printed:—	For marking aircraft oxygen pipelines.					
642	"Filter unit, Mark 1, 6D/574"	SME37223-2	—	C	roll of 400 or roll of 480	

RESTRICTED

RESTRICTED

AIRCRAFT GASEOUS APPARATUS, ANCILLARY EQUIPMENT AND UNIT SERVICING SPARES

SECTION 6D—cont.

1	2	3	4	5	6	7
641	TAPE, laminated—cont. 1 in. wide × 10 yds long—cont. Label, printed—cont. “N.R.V., Mark 1, 6D/427”	For marking aircraft oxygen pipelines.	SME37223-1	—	C	roll of 400
1417	TESTER:— Oxygen leakage:— Mark 1	Rotameter type, 0.05-0.5 litres per minute ..		—	A	each
1889	Spares:— Plug, rubber	2563	1	C	”
1418	Mark 1	Liquid type, 0.05 litres per minute		—	C	”
1349	Pressure	C/w Q.R. connection		—	A	”
1401	Spares:— Gauge, 0-3,000 lb		—	B	”
1402	Nozzle, detachable		—	C	”
1403	Washer, fibre		—	C	”
3316	TOOL, flow adjusting	For V.C.10	WKA.26516	—	C	”
3164	TOOL SET	For V.C.10 dinghy section	WK.26197	1	C	”
2574	TRANSMITTER, pressure		—	A	”
560	TUBE, adaptor, oxygen, 1 ft 8 in. long		—	C	”
—	Spares:— Plug, bayonet, union, Mark 3B	Ref. No. 101		1	—	—
1220	TUBING, flexible, low pressure:— Oxygen, Mark 4*	IN4358	—	C	each
425	UNION, blanking:— Mark 1	Oxygen and compressed air only		—	C	”
1498	Spares:— Nipple, blanking		—	C	”
					A/L	184

RESTRICTED

RESTRICTED

AIRCRAFT GASEOUS APPARATUS, ANCILLARY EQUIPMENT AND UNIT SERVICING SPARES

SECTION 6D—cont.

1	2	3	4	5	6	7
	UNION, blanking—cont.					
	Mark 1—cont.	Oxygen and compressed air only.				
	Spares—cont.					
—	Nut, union, Mark 4A	Ref. No. 487		—	—	—
797	Mark 2	Nitrogen only		—	C	each
1497	Mark 3	Oxygen only		—	C	"
	Spares:—					
—	Nipple, blanking	Ref. No. 1498		—	—	—
1565	Mark 4	For emergency oxygen sets		—	C	each
1222	VALVE, air relief	For instruments and electrical servicing vehicles		—	B	"
2490	VALVE, charging and H.P. relief, c/w gauge ..	For Auxiliary Airborne Power Unit on Victor aircraft.	WKA.25176	1	A	"
480	VALVE, cut-off, Mark 1*	W8210-1	—	B	"
	Spares:—					
584	Plate, luminous	W8211-3	—	C	"
2286	VALVE, excess pressure	Naval aviation only	RAU.151-003	1	A	"
	Spares:—					
2548	Gasket	D.13462	—	—	—
3034	Seal, "O" ring	A-ON-060073-03	—	—	—
3032	Spring, return valve	D.13472	—	—	—
3033	Washer, tab	A.F.F.501500-01	—	—	—
2912	VALVE, isolating	Lightning, Mark 5	OP.7810	2	A	each
1782	VALVE, line, oxygen, automatic, Mark 1 ..	For use with Oxygen Regulators, Mark 11C and 11D, and Marks 16A and 16B. ..		1	A	"
2118	VALVE, nitrogen	Type Adams B.N.A.3. To be used for nitrogen and compressed air in lieu of Ref. No. 223 on Valiant and Vulcan aircraft.		—	B	"

RESTRICTED

RESTRICTED

AIRCRAFT GASEOUS APPARATUS, ANCILLARY EQUIPMENT AND UNIT SERVICING SPARES

SECTION 6D—cont.

1	2	3	4	5	6	7
796	VALVE, nitrogen, charging, Mark 8B		—	C	each
—	Spares:—					
—	Hand-wheel	Ref. No. 493		—	—	—
—	Nut, gland	Ref. No. 462		—	—	—
—	Nut, lock	Ref. No. 463		—	—	—
—	Pad holder	Ref. No. 1248		—	—	—
—	Spindle	Ref. No. 459		—	—	—
—	Union, blanking, Mark 2	Ref. No. 797		—	—	—
—	Washer, fibre	Ref. No. 656		—	—	—

RESTRICTED

RESTRICTED
72a

AIRCRAFT GASEOUS APPARATUS, ANCILLARY EQUIPMENT AND UNIT SERVICING SPARES

SECTION 6D—cont.

1	2	3	4	5	6	7
	VALVE, nitrogen, charging, Mark 8B—cont.					
	Spares—cont.					
—	Washer, gland:—					
—	Lower	Ref. No. 464		—	—	—
—	Upper	Ref. No. 465		—	—	—
2306	VALVE, nitrogen charging, Type A190		1	B	each
2858	VALVE, nitrogen charging, Type A190, Mark 2	Supersedes Ref. No. 2306		1	C	"
2381	VALVE, non-return	Hymatic Type No. 201-001. For Canberra P.R. Mark 9 aircraft.		2	A	"
2382	VALVE, non-return	Hymatic Type No. 202-002. For Victor Mark 2 aircraft.		3	C	"
427	VALVE, non-return, Mark 1		—	C	"
2094	VALVE, oxygen, excess pressure and inward relief	Hymatic Type RV/51/2	52242	—	A	"
	Spares:—					
2153	Collar, valve, oxygen inlet	D.13482	1	C	"
2149	Connector, oxygen	D.13457	1	C	"
2328	Filter, inlet, inward vent	D.13470	1	C	"
2327	Filter, outlet, excess pressure	D.13469	1	C	"
2322	Gasket, outlet (No. 1)	D.13461	1	C	"
2323	Gasket, outlet (No. 2)	D.13463	1	C	"
2326	Ring, locking, excess pressure	D.13468	1	C	"
2325	Ring, locking, inward vent and outlet	D.13467	2	C	"
2324	Ring, retaining	D.13466	1	C	"
2152	Rubber, valve, oxygen inlet	D.13481	1	C	"
2151	Spring, oxygen inlet	D.13474	1	C	"
2329	Valve, excess pressure	D.13475	1	C	"
2330	Valve, non-return assembly	D.13483	1	C	"
2150	Washer, locking	D.13487	1	C	"

RESTRICTED

RESTRICTED

AIRCRAFT GASEOUS APPARATUS, ANCILLARY EQUIPMENT AND UNIT SERVICING SPARES

SECTION 6D—cont.

1	2	3	4	5	6	7
	VALVE, oxygen, master:—					
1872	Mark 10		—	B	each
2313	Mark 10A		—	B	"
	Accessories:—		For Ref. Nos. 1872 and 2313.			
1892	Adaptor, baseplate	For use only when Ref. Nos. 1872 or 2313 are fitted in place of Ref. No. 223. N.B. Ref. Nos. 1872 and 2313 are for use with oxygen only.	—	C	"
	VALVE, reducing:—					
787	H.P. nitrogen	Palmer No. 788	—	C	"
	Spares:—					
808	Filter, tubular, special	—	C	"
1499	H.P. nitrogen	Varley No. 1240 (For Brigand B.1 and Met. 3 aircraft).	—	A	"
788	L.P. nitrogen	A.M.A.L. 256/3	—	B	"
	Spares:—					
806	Nipple, adaptor	—	C	"
807	Nut, adaptor	—	C	"
1616	Oxygen, Mark 1	—	A	"
	Accessories:—					
1965	Band, rubber	For transit and storage only	1	C	"
	Spares:—					
1704	Filter, inlet	—	C	"
1708	Pad, valve sealing	Pre-Mod. Inst. G.802, Class B/O	—	C	"
1959	Pad, valve sealing	Post-Mod. Inst. G.802, Class B/O	1	C	"
2048	Pad, valve sealing	Post-Mod. G.805, Class C/4	1	C	"
1705	Ring, retaining	—	C	"
1719	Screw, securing	—	C	"
1709	Spring, return	Pre-Mod. Inst. G.802, Class B/O	—	C	"
1964	Spring, return, for valve seat pad	Post-Mod. Inst. G.802, Class B/O	1	C	"
1963	Washer	4	C	"
1707	Washer, sealing	—	C	"
2344	Oxygen, Mark 1A	1	A	"

RESTRICTED

RESTRICTED
74

AIRCRAFT GASEOUS APPARATUS, ANCILLARY EQUIPMENT AND UNIT SERVICING SPARES

SECTION 6D—cont.

1	2	3	4	5	6	7
	VALVE, reducing—cont.					
	Oxygen, Mark 1A—cont.					
	Spares:—					
2543	Filter assembly	C/w cup ring and disc	C165/1	1	C	each
—	Pad, valve sealing	Ref. No. 2048. For use by No. 32 M.U., Akrotiri and Seletar on 3rd line servicing.		—	—	—
—	Ring, retaining	Ref. No. 1705		1	—	—
—	Screw, securing	Ref. No. 1719 } For use by No. 32 M.U.,		—	—	—
—	Spring, return for valve seat pad	Ref. No. 1964 } Akrotiri and Seletar on 3rd line servicing.		—	—	—
2545	Union, inlet	Ref. No. 1963. For use by No. 32 M.U., Akrotiri and Seletar on 3rd line servicing.	C165/6	1	C	each
—	Washer			—	—	—
2544	Washer, jointing		C32/24	1	C	each
2491	VALVE, reducing, c/w cylinder, oxygen ..	For Aux. Airborne Power Unit on Victor aircraft.	WKA.25176	1	A	"
	Spares:—					
2631	Valve, reducing		WKA.25400	1	A	"
2454	VALVE, relief, L.P., oxygen line		OP.5110	—	A	"
1533	VALVE, selector manual	For Pressure breathing equipment	T204X04	—	C	"
2468	VALVE, shut-off (front)	For Gnat aircraft	OP.4630	—	—	—
2469	VALVE, shut-off (rear)	For Gnat aircraft	OP.4680	—	—	—
1600	VALVE, vent, Mark 4A	For aircraft nitrogen systems		—	A	each

RESTRICTED

RESTRICTED

AIRCRAFT GASEOUS APPARATUS, ANCILLARY EQUIPMENT AND UNIT SERVICING SPARES

SECTION 6D—cont.

INDEX TO REFERENCE NUMBERS

NOTE:—For action in regard to items in the N.A.T.O. referencing system see D.C.I. S33/66.

Ref. No.	Page No.	Ref. No.	Page No.	Ref. No.	Page No.	Ref. No.	Page No.	Ref. No.	Page No.	Ref. No.	Page No.	Ref. No.	Page No.	Ref. No.	Page No.	Ref. No.	Page No.	Ref. No.	Page No.
79	17	487	39	634	17	753	62	841	15	899	58	1276	62	1394	59	1473	10	1592	19
95	2	491	11	635	17	754	17	842	15	900	58	1277	62	1395	61	1475	4	1594	61
97	2	492	10	636	17	764	40	844	16	901	59	1280	48	1396	61	1484	69	1595	61
98	2	497	59	637	17	768	40	845	16	902	18	1288	18	1401	71	1491	44	1596	19
99	2	498	59	640	19	769	40	846	16	905	14	1295	18	1402	71	1493	44	1597	24
101	54	499	58	641	71	770	40	847	16	911	18	1299	18	1403	71	1494	33	1598	24
103	2	502	59	642	70	774	62	848	16	916	48	1300	68	1416	50	1495	62	1599	15
113	1	506	59	650	33	777	62	849	16	917	38a	1301	68	1417	71	1497	72	1600	75
114	2	515	32	652	33	778	62	850	16	918	38a	1303	68	1418	71	1498	71	1605	38b
126	17	527	68	656	13	779	62	851	16	1071	22	1306	69	1419	69	1499	74	1608	49
136	11	534	68	658	61	780	63	852	15	1079	22	1312	18	1420	10	1502	39	1611	49
163	17	536	13	659	61	781	63	853	16	1080	22	1324	18	1421	40	1503	39	1612	55
227	48	560	71	662	61	787	74	854	15	1081	22	1325	18	1423	34	1505	2	1613	55
228	48	574	15	663	61	788	74	855	16	1082	22	1329	18	1424	34	1531	55	1616	74
229	48	575	54	664	61	790	39	856	16	1083	22	1330	18	1425	34	1533	75	1624	18
232	24	583	2	665	61	791	39	857	48	1103	48	1334	58	1426	38b	1565	72	1625	58
235	48	584	72	666	61	796	72a	859	15	1135	14	1346	18	1427	38b	1566	14	1633	58
237	4	603	54	667	61	797	72	860	16	1188	40	1349	71	1432	69	1567	18	1634	56
246	17	604	54	668	61	801	23	861	16	1190	41	1362	18	1433	54	1571	38a	1635	14
425	71	605	55	671	61	803	17	862	16	1191	41	1367	22	1440	5	1572	38a	1636	14
427	73	606	69	673	1	806	74	863	16	1195	41	1368	22	1441	2	1574	19	1637	14
428	4	610	14	678	1	807	74	864	16	1197	42	1378	69	1442	3	1575	19	1638	3
429	54	615	11	679	23	808	74	865	16	1219	54	1379	69	1444	14	1576	1	1639	3
454	18	616	33	697	17	814	33	866	16	1220	71	1381	41	1446	15	1577	4	1640	3
459	13	619	14	698	17	815	33	867	16	1222	72	1382	41	1456	18	1579	24	1641	61
462	13	621	14	699	17	816	33	889	54	1251	33	1388	59	1460	43	1580	24	1643	40
463	13	622	14	721	40	818	61	891	59	1252	33	1389	58	1463	42	1584	18	1644	41
464	13	630	15	728	40	819	61	893	58	1253	33	1390	59	1464	43	1586	54	1646	43
465	13	631	15	729	40	824	22	895	59	1254	33	1391	58	1466	55	1587	62	1647	1
480	72	632	70	743	24	836	15	896	58	1256	33	1392	59	1467	69	1588	62	1648	1
482	68	633	17	746	40	839	15	897	59	1275	62	1393	59	1472	13	1589	62	A.L.	184

RESTRICTED

RESTRICTED

AIRCRAFT GASEOUS APPARATUS, ANCILLARY EQUIPMENT AND UNIT SERVICING SPARES

SECTION 6D—cont.

INDEX TO REFERENCE NUMBERS

Ref. No.	Page No.	Ref. No.	Page No.	Ref. No.	Page No.	Ref. No.	Page No.	Ref. No.	Page No.	Ref. No.	Page No.	Ref. No.	Page No.	Ref. No.	Page No.	Ref. No.	Page No.	Ref. No.	Page No.
1650	15	1781	43	1854	5	1931	12	1984	57	2033	2	2084	67	2160	26	2214	46	2276	68
1652	69	1782	72	1856	9	1934	9	1985	57	2034	3	2086	67	2161	26	2215	21	2277	19
1660	15	1790	7	1859	9	1936	6	1986	56	2035	2	2087	67	2162	26	2216	20	2278	19
1661	13	1791	8	1860	9	1937	6	1987	57	2036	2	2094	73	2165	24a	2217	4	2279	32
1666	55	1793	59	1861	9	1938	9	1988	57	2037	66a	2095	44	2166	26	2219	4	2282	20
1679	2	1794	62	1862	9	1939	9	1989	56	2038	66a	2096	46	2167	26	2220	44	2283	46
1687	14	1798	7	1872	74	1940	7	1990	56	2039	67	2097	65	2168	21	2222	5	2284	6
1688	16	1799	10	1877	49	1941	7	1991	57	2043	23	2115	69	2169	20	2223	5	2285	59
1689	24	1802	7	1884	3	1942	9	1992	57	2044	44	2116	69	2170	4	2224	5	2286	72
1698	4	1804	6	1886	66a	1943	9	1993	57	2045	44	2118	72	2171	19	2225	5	2288	63
1702	56	1807	8	1887	67	1944	49	1994	56	2047	67	2119	67	2175	3	2226	4	2289	3
1704	74	1808	8	1889	71	1945	49	1995	57	2048	74	2120	67	2177	8	2227	24	2292	25
1705	74	1809	8	1890	69	1946	49	1996	57	2053	35	2122	67	2178	7	2228	21	2295	65
1706	13	1810	8	1892	74	1947	47	1997	57	2055	43	2123	44	2179	9	2229	21	2298	35
1707	74	1811	7	1901	49	1948	49	1998	57	2056	45	2124	44	2180	9	2230	42	2299	20a
1708	74	1812	8	1902	23	1949	49	1999	23	2057	23	2131	44	2182	8	2232	42	2300	20a
1709	74	1815	14	1906	67	1950	49	2000	63	2060	44	2134	24	2185	44	2234	4	2301	20a
1713	24	1816	33	1907	67	1951	49	2002	67	2061	44	2135	39	2186	46	2235	19	2302	49
1714	24	1817	69	1908	3	1952	49	2003	34	2062	23	2136	41	2193	38a	2237	17	2304	38
1715	24	1818	13	1914	50	1953	49	2010	35	2063	65	2137	41	2194	38a	2247	35	2305	43
1716	24	1829	18	1915	50	1954	49	2014	35	2067	34	2139	44	2195	38a	2256	46	2306	73
1717	24	1830	19	1916	50	1955	49	2016	65	2070	42	2140	44	2197	46	2257	47	2307	34
1719	74	1831	19	1917	50	1958	5	2017	4	2071	66	2141	57	2198	42	2259	69	2308	35
1722	65	1832	19	1918	50	1959	74	2018	4	2072	21	2143	44	2199	42	2260	69	2309	37
1723	65	1833	19	1919	50	1962	58	2020	2	2073	20	2149	73	2200	42	2262	20	2310	38
1725	65	1834	19	1920	50	1963	74	2021	9	2074	40	2150	73	2202	45	2264	26	2312	46
1726	65	1835	3	1921	50	1964	74	2022	57	2075	67	2151	73	2203	45	2265	26	2313	74
1731	49	1837	34	1922	49	1965	74	2023	9	2076	67	2152	73	2204	45	2267	26	2314	45
1732	14	1844	18	1923	34	1967	67	2026	2	2077	67	2153	73	2205	46	2268	25	2315	46
1745	42	1846	42	1924	50	1969	65	2027	2	2078	67	2154	62	2206	46	2269	25	2319	26
1756	57	1847	62	1925	49	1971	2	2029	2	2079	67	2155	62	2207	45	2272	38	2322	73
1764	55	1851	7	1926	50	1972	2	2030	2	2080	67	2156	62	2208	47	2273	68	2323	73
1777	57	1852	7	1927	9	1973	8	2031	2	2081	67	2157	57	2210	47	2274	68	2324	73
1778	14	1853	7	1930	59	1983	69	2032	2	2083	67	2159	24a	2213	41	2275	68	2325	73

RESTRICTED

RESTRICTED

AIRCRAFT GASEOUS APPARATUS, ANCILLARY EQUIPMENT AND UNIT SERVICING SPARES

SECTION 6D—cont.

INDEX TO REFERENCE NUMBERS

Ref. No.	Page No.	Ref. No.	Page No.	Ref. No.	Page No.	Ref. No.	Page No.	Ref. No.	Page No.	Ref. No.	Page No.	Ref. No.	Page No.	Ref. No.	Page No.	Ref. No.	Page No.	Ref. No.	Page No.
2326	73	2374	64	2427	59	2469	75	2521	46	2563	21	2620	6	2672	26	2717	55	2759	54
2327	73	2375	7	2428	1	2474	61	2522	46	2564	21	2621	10	2673	52	2718	23	2760	36
2328	73	2376	7	2429	41	2478	25	2523	46	2565	20	2622	10	2674	25	2719	2	2761	36
2329	73	2380	7	2430	58	2479	25	2524	46	2566	20a	2623	14	2675	25	2721	64	2762	37
2330	73	2381	73	2431	58	2483	65	2525	43	2568	20	2624	21	2676	25	2722	64	2763	38
2334	67	2382	73	2432	58	2486	16	2526	4	2570	21	2625	45	2677	52	2723	64	2764	70
2337	14	2383	65	2433	58	2490	72	2527	25	2571	15	2627	35	2678	44	2724	65	2765	70
2338	14	2385	63	2434	58	2491	75	2529	26	2574	71	2628	35	2680	20	2725	64	2766	39
2340	66a	2386	63	2435	57	2492	25	2531	26	2576	69	2629	44	2682	20	2726	65	2767	70
2342	34	2387	47	2436	58	2493	26	2532	26	2580	5	2631	75	2686	43	2727	64	2768	53
2343	37	2388	46	2437	58	2494	26	2533	25	2581	1	2632	51	2687	43	2728	65	2770	65
2344	74	2390	45	2438	57	2496	25	2534	47	2582	1	2633	52	2688	43	2729	65	2772	35
2346	14	2391	47	2439	58	2497	63	2535	47	2584	25	2634	51	2689	44	2730	65	2773	25
2348	14	2392	47	2440	58	2499	51	2536	47	2586	66	2635	51	2690	43	2731	64	2774	39
2349	7	2393	48	2441	57	2500	51	2537	47	2587	65	2636	51	2691	43	2732	64	2775	59
2351	55	2394	45	2442	58	2501	51	2538	47	2588	65	2637	51	2692	43	2733	65	2787	64
2353	68	2396	46	2443	57	2502	51	2539	47	2589	65	2638	52	2693	43	2734	65	2788	65
2354	68	2397	46	2445	57	2503	51	2540	47	2590	66	2641	52	2694	43	2735	64	2789	53
2355	68	2398	47	2447	57	2504	51	2541	40	2591	66	2642	52	2699	25	2736	63	2791	53
2356	38	2399	47	2448	58	2505	51	2542	43	2592	66	2643	52	2700	37	2739	25	2792	53
2357	34	2400	46	2449	58	2506	51	2543	75	2593	66	2644	52	2701	37	2740	68	2793	53
2358	34	2401	45	2450	43	2507	51	2544	75	2594	66	2658	52	2704	35	2741	1	2794	53
2359	37	2402	40	2451	25	2508	51	2545	75	2595	22	2659	52	2705	35	2745	67	2795	53
2360	37	2405	20	2453	9	2509	51	2547	44	2596	10	2660	52	2706	60	2746	67	2797	63
2361	22	2406	26	2454	75	2510	51	2548	72	2597	63	2661	52	2707	60	2747	68	2798	38a
2364	63	2408	6	2456	14	2512	51	2550	38a	2598	33	2662	52	2708	16	2748	68	2799	36
2365	64	2409	6	2457	58	2513	50	2551	38a	2599	33	2663	52	2709	25	2749	67	2800	36
2366	63	2419	59	2458	57	2514	51	2552	33	2600	33	2664	52	2710	25	2750	3	2801	36
2367	63	2420	59	2459	34	2515	24	2553	38a	2604	67	2665	52	2711	25	2751	67	2803	35
2368	63	2422	60	2460	38	2516	23	2554	25	2606	3	2666	52	2712	55	2752	6	2806	3
2369	63	2423	60	2461	39	2517	59	2556	6	2607	3	2667	53	2713	2	2753	7	2807	50
2371	64	2424	59	2462	40	2518	10	2560	21	2609	68	2669	63	2714	2	2754	62	2808	56
2372	63	2425	60	2463	39	2519	57	2561	21	2611	53	2670	63	2715	68	2755	62	2809	55
2373	63	2426	60	2468	75	2520	45	2562	20a	2615	39	2671	65	2716	17	2758	69	A.L.	184

RESTRICTED

RESTRICTED

AIRCRAFT GASEOUS APPARATUS, ANCILLARY EQUIPMENT AND UNIT SERVICING SPARES

SECTION 6D—cont.

INDEX TO REFERENCE NUMBERS

Ref. No.	Page No.	Ref. No.	Page No.	Ref. No.	Page No.	Ref. No.	Page No.	Ref. No.	Page No.	Ref. No.	Page No.	Ref. No.	Page No.	Ref. No.	Page No.	Ref. No.	Page No.	Ref. No.	Page No.
2810	56	2849	64	2909	69	2959	32	2997	31	3049	60	3102	50	3165	19	3207	28	3242	30
2811	56	2850	64	2910	25	2960	31	2998	27	3051	63	3103	50	3166	3	3208	28	3243	29
2812	56	2851	64	2912	72	2961	31	2999	32	3052	7	3104	50	3169	70	3209	28	3244	29
2813	56	2852	64	2913	38	2962	32	3002	19	3053	43	3111	38a	3170	70	3210	28	3245	30
2814	56	2853	64	2916	10	2963	31	3005	39	3054	27	3112	38a	3171	70	3211	28	3246	30
2815	56	2854	20	2917	62	2964	31	3006	45	3055	27	3113	38a	3172	70	3212	28	3247	30
2816	56	2855	8	2918	6	2965	32	3007	45	3057	28	3114	33	3173	70	3213	29	3248	30
2817	56	2856	60	2919	6	2966	27	3010	35	3058	28	3115	36	3174	70	3214	31	3249	29
2818	56	2857	64	2920	55	2967	31	3011	35	3059	40	3131	70	3175	70	3215	30	3250	30
2819	56	2858	73	2922	28	2968	32	3012	53	3060	41	3132	70	3176	70	3216	30	3251	29
2820	55	2859	4	2923	29	2969	32	3014	49	3061	42	3133	70	3177	70	3217	30	3252	30
2821	56	2860	25	2924	29	2970	31	3020	5	3062	63	3134	70	3178	70	3218	29	3253	30
2822	56	2862	26	2925	29	2971	32	3021	5	3063	63	3136	44	3179	70	3219	28	3254	30
2823	55	2864	27	2926	30	2972	31	3022	5	3064	63	3139	33	3184	53	3220	28	3255	30
2824	56	2865	27	2931	45	2973	32	3023	5	3065	63	3140	55	3185	20a	3221	28	3256	30
2825	56	2866	27	2932	45	2974	32	3024	5	3066	63	3141	55	3186	20a	3222	31	3257	30
2826	56	2867	27	2933	45	2975	32	3025	5	3067	63	3142	55	3188	59	3223	28	3258	30
2830	20	2868	27	2934	46	2976	32	3026	5	3068	34	3143	55	3189	60	3224	28	3259	29
2831	20a	2869	27	2935	45	2977	32	3029	5	3069	34	3144	55	3190	60	3225	29	3260	29
2832	20a	2870	27	2938	38	2978	32	3030	5	3070	35	3145	55	3192	59	3226	28	3261	29
2833	20a	2871	27	2939	38	2979	31	3031	5	3074	41	3146	17	3193	59	3227	29	3262	29
2834	21	2872	34	2940	38	2980	32	3032	72	3089	39	3147	17	3194	60	3228	29	3263	29
2835	28	2878	27	2945	7	2981	32	3033	72	3090	39	3148	17	3195	60	3229	29	3264	29
2836	31	2879	27	2946	51	2982	32	3034	72	3091	39	3149	3	3196	59	3230	29	3265	54
2838	28	2880	37	2947	20	2983	32	3037	64	3092	39	3150	3	3197	60	3231	56	3266	60
2839	27	2881	6	2950	10	2984	32	3040	34	3093	40	3151	3	3198	60	3232	56	3268	6
2840	27	2882	39	2951	31	2986	32	3041	34	3094	40	3152	29	3199	60	3234	25	3269	53
2842	31	2883	39	2952	31	2990	26	3042	34	3095	14	3153	50	3200	59	3235	30	3276	54
2843	64	2886	28	2953	31	2991	32	3043	34	3096	14	3156	3	3201	28	3236	30	3277	54
2844	64	2888	28	2954	31	2992	27	3044	35	3097	14	3157	55	3202	28	3237	30	3278	54
2845	64	2890	14	2955	27	2993	32	3045	35	3098	50	3160	54	3203	28	3238	30	3279	54
2846	64	2891	54	2956	31	2994	32	3046	33	3099	50	3161	29	3204	28	3239	30	3280	54
2847	64	2906	24	2957	31	2995	32	3047	33	3100	50	3162	20a	3205	28	3240	29	3282	53
2848	64	2907	24	2958	31	2996	31	3048	33	3101	50	3164	71	3206	28	3241	30	3283	18

RESTRICTED

RESTRICTED

AIRCRAFT GASEOUS APPARATUS, ANGILLARY EQUIPMENT AND UNIT SERVICING SPARES

SECTION 6D—cont.

INDEX TO REFERENCE NUMBERS

Ref. No.	Page No.	Ref. No.	Page No.	Ref. No.	Page No.	Ref. No.	Page No.	Ref. No.	Page No.	Ref. No.	Page No.	Ref. No.	Page No.	Ref. No.	Page No.	Ref. No.	Page No.	Ref. No.	Page No.
3284	18	3344	60	3447	20														
3285	63	3345	60	3448	19														
3287	20	3346	60	3449	19														
3288	33	3347	60	3450	20														
3289	34	3348	60	3451	20														
3290	34	3349	60	3452	20														
3304	27	3350	60																
3305	28	3351	60																
3306	4	3352	4																
3309	31	3353	4																
3310	70	3354	6																
3311	51	3356	28																
3314	6	3360	6																
3315	65	3419	24																
3316	71	3420	24																
3317	29	3421	24																
3318	29	3422	55																
3319	29	3423	66																
3320	29	3424	66																
3321	29	3425	66																
3322	30	3426	66																
3323	30	3427	19																
3324	30	3428	8																
3327	48	3436	35																
3328	48	3437	35																
3329	62	3438	20																
3332	10	3439	20																
3333	66	3440	20																
3334	66	3441	20																
3339	69	3442	4																
3340	45	3443	4																
3341	60	3444	4																
3342	60	3445	4																
3343	60	3446	19																

RESTRICTED

RESTRICTED

AIRCRAFT GASEOUS APPARATUS, ANCILLARY EQUIPMENT AND UNIT SERVICING SPARES

SECTION 6D—cont.

INDEX TO REFERENCE NUMBERS

Ref. No.	N.A.T.O. Group/ Class No.	Old Ref. No.	Page No.	Ref. No.	N.A.T.O. Group/ Class No.	Old Ref. No.	Page No.	Ref. No.	N.A.T.O. Group/ Class No.	Old Ref. No.	Page No.	Ref. No.	N.A.T.O. Group/ Class No.	Old Ref. No.	Page No.
1037643	1660	1490	44	9430549	8120	1795	8								
1037674	6680	2362	25	9430550	8120	1855	8								
1037714	4370	1377	54	9430574	8120	1400 ^H	12								
1037851	6680	2650	26	9430906	8120	—	12								
1234224	4730	2412	6	9431554	8120	—	12								
1235547	5306	2444	57	9431577	8120	—	11								
1235847	5306	2446	57	9431827	8120	1397 ^H	13								
2008678	8120	—	11	9432079	8120	1823	8								
2008679	8120	—	12	9433411	8120	1772	11								
2009272	8120	—	12	9436094	8120	—	11								
9429884	8120	1405 ^E	11	9440405	8120	—	11								
9429885	8120	1405 ^H	11	9440440	8120	—	12								
9429886	8120	1405 ^J	11	9440587	8120	9426916	10								
9429887	8120	1459 ^H	11												
9429888	8120	—	11												
9429890	8120	1404 ^H	12												
9429891	8120	1404 ^J	12												
9429892	8120	1400 ^J	12												
9429893	8120	1827 ^E	12												
9429894	8120	1383 ^E	12												
9429895	8120	1383 ^H	12												
9429896	8120	1334 ^J	12												
9429897	8120	1397 ^E	13												
9429898	8120	1397 ^J	13												
4929899	8120	1398 ^E	13												
9429900	8120	1398 ^J	13												
9430542	8120	77	6												
9430543	8120	84	6												
9430544	8120	151	6												
9430545	8120	1801	6												
9430546	8120	87	7												
9430547	8120	1770	7												
9430548	8120	542	8												

RESTRICTED

RESTRICTED
81

MINISTRY OF DEFENCE
AIR PUBLICATION 1086, BOOK 7
SECOND EDITION

VOCABULARY OF ROYAL AIR FORCE EQUIPMENT
MISCELLANEOUS INSTRUMENTS, ACCESSORIES AND UNIT SERVICING SPARES
SECTION 6E
(20th July, 1966)

Ref. No.	Nomenclature	Detail	Part No.	No. of	Class of Store	Denom. of Qty.
1	2	3	4	5	6	7
963	ALTIMETER, pocket "Everest"	C/w leather case. For Land rescue teams ..	3D16E	—	A	each
491	BAROMETER, aneroid, pocket type, Mark 1 ..	General use. Watch shaped, in brass case, 2½ in. diam.			B	"
	BINOCULARS, prismatic:—					
293	6 × 30 mm.	Complete in case. Separate eyepiece focusing ..		—	A	"
471	6 × 30 mm.	Complete with case. For training purposes only		—	A	"
	Accessories:—	For Ref. Nos. 293 and 471.				
318	Facepiece, rubber			—	B	"
468	Mark 4 and 4A	7 × 50 mm. Untropicalised. Complete with case. For general observation in daylight.		—	A	"
9604560	Mark 5	5 × 40 mm. Complete with case. Eyepieces set and fixed at—1 dioptré.		—	A	"
320	Mark 5 and 5A	7 × 50 mm. Tropicalised. Complete with case. For general observation in daylight.		—	A	"
	Spares:—					
685	Eyecup	M.O.S. No. OS.37323		—	C	"
	COMPASS:—					
374	Magnetic, marching, Mark 1			—	B	"
	Spares:—					
795	Pivot, c/w screw and nut			—	C	"
796	Pointer, assembled, complete			—	C	"
			VC.7963			
			VC.7959			

RESTRICTED

1

RESTRICTED

A

MISCELLANEOUS INSTRUMENTS, ACCESSORIES AND UNIT SERVICING SPARES

SECTION 6E—cont.

1	2	3	4	5	6	7
	COMPASS—cont.					
	Magnetic, marching, Mark 1—cont.					
	Spares—cont.					
797	Washer, index		VC.7962	—	C	each
798	Windows		VC.7961	—	C	"
492	Marine craft	Admiralty Patt. 1151A		—	A	"
	Accessories:—					
493	Box, corrector	Admiralty Patt. 1135		1	C	"
494	Circle, azimuth	Admiralty Patt. 1152		1	A	"
495	Fitting, light, electric	Admiralty Patt. 1153B		1	A	"
496	Magnet, Type 67	Admiralty Patt. 67		12	C	"
497	Shade, glass, clear	Admiralty Patt. 1154B		1	A	"
9600790	Prismatic, Mark 3	Without carrying case		—	A	"
	Accessories:—					
—	Pocket, compass	Reference 23/275. For use as carrying case		1	—	—
952	"Silva Ranger" model	For Mountain rescue teams	15T	—	A	each
469	Sun, Cole pattern, Mark 2	For Desert rescue teams		—	A	"
498	COMPUTER, twilight high altitude	Air Ministry allocation only		—	A	"
499	DEVIASCOPE, Type C	For teaching deviation and correction of compasses.		—	A	"
	EQUIPMENT, theory of flight:—	"Harris" type.				
	Consisting of:—					
433	Aeroplane model on stand			—	A	"
446	Aeroscope, streamline	Nokes		—	A	"
428	Airstream generator and wind tunnel			—	A	"
429	Balance, drag and lift			—	A	"
444	Gyroscope, free	Model B		—	A	"
447	Manometer, low pressure			—	A	"
431	Multi-manometer, No. 2			—	A	"
443	Propeller, variable pitch			—	A	"
448	Tank, flow	Complete with fittings and 4 drag bodies		—	A	"
434	Tube, venturi	Model 1		—	C	"

RESTRICTED

RESTRICTED

MISCELLANEOUS INSTRUMENTS, ACCESSORIES AND UNIT SERVICING SPARES
SECTION 6E—cont.

1	2	3	4	5	6	7
	EQUIPMENT, theory of flight—cont.					
	Accessories:—					
432	Aerofoil or wing section	For Ref. No. 431		—	C	each
442	Stand, universal	Complete with accessories		—	B	"
435	Stand with bosses	For Ref. No. 434		—	C	"
430	Weight	100 grm. box for Ref. No. 429		—	C	"
275	GLASS, magnifying	3 in. diam.		—	C	"
	GLOBE:—					
500	Blackboard	15 in. diam. Slate surface		—	B	"
962	Political	19 in. Wooden stand, half meridian		—	B	"
501	Terrestrial	13½ in. diam.		—	C	"
949	Terrestrial, political, 12 in. diam.		—	C	"
964	GYROSCOPE, demonstration	Navigational training aid		—	A	"
	INDICATOR, drift practice:—					
454	Mark 3 and 3*	Supersedes Ref. No. 379		—	A	"
	Spares:—					
799	Strip map	ST5/155	—	C	"
490	MAGNET, bar	6 in. × ⅜ in., Cobalt steel		—	C	"
950	MAGNET, horseshoe		—	C	"
452	MAGNIFIER, bench, illuminated, Type EDM/135	Naval aviation only		—	B	"
948	MAGNIFIER, illuminated	Allen M5	1	A	"
	Spares:—					
954	Lamp, fluorescent, circular, 20 w. B.C.		1	C	"
966	Switch, starter		1	C	"
955	MAGNIFIER, illuminated, bench type	6 in. × 4 in. Oil filled lens		—	B	"
502	PLATE, bearing, marine type	Complete with case, transit	H.20971	—	C	"

RESTRICTED

RESTRICTED

MISCELLANEOUS INSTRUMENTS, ACCESSORIES AND UNIT SERVICING SPARES

SECTION 6E—cont.

1	2	3	4	5	6	7
504	PLOTTER, interception, Mark 3	Complete with case, transit. Calibrated in Nautical miles and knots. Complete with rules, Ref. Nos. 507 and 508. Henry Hughes and Sons.		—	A	each
	Spares:—					
506	Glass, ground.. .. .	Diffusion disc for lamp		I	C	„
507	Rule, transparent	Scale 1/500,000 in nautical miles		I	C	„
508	Rule, transparent	Scale $\frac{1}{4}$ in. = 1 statute mile in nautical miles		I	B	„
	PROTRACTOR, interception:—					
509	Mark 9A	Zero variation		—	C	„
510	Mark 9B	10° variation		—	B	„
946	REFLECTOMETER ASSEMBLY			—	A	„
	Comprising:—					
958	Case, storage			—	C	„
956	Harness			—	B	„
957	Head, connecting			—	B	„
	Accessories:—					
959	Battery assembly			—	B	„
961	Carrier, battery, canvas			—	C	„
960	Case, storage			—	C	„
	RULE, slide:—					
272	10 in.	Complete with cursor and case		—	B	„
518	Type A.G.5	Omega 401	I	B	„
451	TELESCOPE, Type A/1073			—	A	„
	THERMOMETER:—					
	Dial type:—					
462	Range —30° to +60°C.			—	C	„
	Maximum and minimum, Mark 2:—					
9431645	—10° to +130°F.			—	B	„
	Mercury:—					
45	10° to 130F.			—	C	„

RESTRICTED

RESTRICTED

MISCELLANEOUS INSTRUMENTS, ACCESSORIES AND UNIT SERVICING SPARES
SECTION 6E—cont.

1	2	3	4	5	6	7
	THERMOMETER—cont.					
	Probe type:—					
463	Range—30 to + 60°C.		—	C	each
438	VELOMETER, Type Met. 545		For parachute dropping zone safety officers . .	—	A	„
50	WATCH, G.S.		For general service and ground staff use . .	—	A	„

RESTRICTED

RESTRICTED

MISCELLANEOUS INSTRUMENTS, ACCESSORIES AND UNIT SERVICING SPARES
SECTION 6E—cont.

1	2	3	4	5	6	7
ROYAL OBSERVER CORPS EQUIPMENT						
314	COVER, tripod	U	1	A	each
312	HEAD, tripod	U	1	A	,,
401	LEGS, tripod, metal	1	C	set
307	TABLE, chart Accessories:— Cover, plate-glass:—		20 in., Metal	1	A	each
450	19 in.	1	A	,,
441	20 in.	1	C	,,
368	Fitting, chart table		Centre flange	1	C	,,

RESTRICTED

RESTRICTED

MISCELLANEOUS INSTRUMENTS, ACCESSORIES AND UNIT SERVICING SPARES

SECTION 6E—cont.

INDEX TO REFERENCE NUMBERS

NOTE:—For action in regard to items in the N.A.T.O. referencing system see D.C.I. S.33/66.

Ref. No.	Page No.	Ref. No.	Page No.	Ref. No.	Page No.	Ref. No.	Page No.	Ref. No.	Page No.	Ref. No.	Page No.	Ref. No.	Page No.	Ref. No.	Page No.	Ref. No.	Page No.	Ref. No.	Page No.
45	4	452	3	798	2														
50	4	454	3	799	3														
272	4	462	4	946	4														
275	3	463	5	948	3														
293	1	468	1	949	3														
307	6	469	2	950	3														
312	6	471	1	952	2														
314	6	490	3	954	3														
318	1	491	1	955	3														
320	1	492	2	956	4														
368	6	493	2	957	4														
374	1	494	2	958	4														
401	6	495	2	959	4														
428	2	496	2	960	4														
429	2	497	2	961	4														
430	3	498	2	962	3														
431	2	499	2	963	1														
432	3	500	3	964	3														
433	2	501	3	966	3														
434	2	502	3																
435	3	504	4																
438	5	506	4																
441	6	507	4																
442	3	508	4																
443	2	509	4																
444	2	510	4																
446	2	518	4																
447	2	685	1																
448	2	795	1																
450	6	796	1																
451	4	797	2																

RESTRICTED

RESTRICTED

MISCELLANEOUS INSTRUMENTS, ACCESSORIES AND UNIT SERVICING SPARES

SECTION 6E—cont.

INDEX TO REFERENCE NUMBERS—cont.

Ref. No.	N.A.T.O. Group/Class No.	Old Ref. No.	Page No.	Ref. No.	N.A.T.O. Group/Class No.	Old Ref. No.	Page No.	Ref. No.	N.A.T.O. Group/Class No.	Old Ref. No.	Page No.
9431645	6685		4								
9600790	6605	395	2								
9604560	6650	392	1								

A/L, 177

**VOCABULARY OF ROYAL AIR FORCE EQUIPMENT
GYRO UNITS FOR AIRBORNE INSTRUMENTS OTHER THAN RADIO INSTALLATIONS
SECTION 6G**

(14th September, 1966)

Ref. No.	Nomenclature	Detail	Part No. or Drawing No.	No. Off	Class of Store	Denom. of Qty.
1	2	3	4	5	6	7
	AZIMUTH REPEATER UNIT—					
9	Type A	Naval aviation only	1	A	each
16	Type B	KCA 2702	1	A	..
74	Type C	1	A	..
	Accessories—	For Ref. Nos. 9 and 16			
10	Tray, mounting	1	C	..
	GYRO UNIT—					
1	Mark 8	1	A	..
2	Mark 9	1	A	..
	GYRO UNIT, master reference, Mark 1—					
13	Type C	Naval aviation only	1	A	..
14	Type B	1	A	..
19	Type D	1	A	..
36	Type E	1	A	..
	Accessories—	For Ref. Nos. 19 and 36 only			
284	Thermistor unit	ED/10868/B	1	C	..
4	Tray, mounting	1	C	..
	Spares—	For Ref. Nos. 19 and 36 only			
309	Amplifier, anti-topple	ED/10914/E	1	C	..

A/L 183

RESTRICTED

RESTRICTED

GYRO UNITS FOR AIRBORNE INSTRUMENTS OTHER THAN RADIO INSTALLATIONS

SECTION 6G—cont.

1	2	3	4	5	6	7
	GYRO UNIT, master reference, Mark 1—cont.					
	Type E—cont.					
	Spares—cont.	For Ref. Nos. 19 and 36 only—cont.				
253	Bolt assy.	Third line spare only	ED/7150/A	2	C	each
237	Brush wire, gold alloy	Third line spare only	ED/6290/A	44	C	"
238	Brush wire	Third line spare only	ED/6291/A	44	C	"
239	Brush wire, gold alloy	Third line spare only	ED/10850/A	6	C	"
240	Brush wire, gold alloy	Third line spare only	ED/6246/A	10	C	"
242	Brush wire, gold alloy	Third line spare only	ED/5507/A	24	C	"
243	Brush wire, gold alloy	Third line spare only	ED/5561/A	2	C	"
245	Brush wire, gold alloy	Third line spare only	ED/5523/A	5	C	"
283	Brush wire, gold alloy	Third line spare only	ED/6265/A	10	C	"
626	Bush, insulating	ED/11188/A	2	C	"
299	Capacitor, 2 mfd., 150 volts	Third line spare only	1	C	"
297	Capacitor, 2.5 mfd., 50 volts	Third line spare only	ED/10882/A/1	2	C	"
298	Capacitor, 50 mfd., 12 volts	Third line spare only	ED/10882/A/3	4	C	"
300	Capacitor, 140 mfd., 30 volts	Third line spare only	1	C	"
294	Case, end 'A' and seals	Third line spare only	ED/10875/C	1	C	"
307	Case, end 'B', exhaust and centre tube	Third line spare only	ED/10135/C	1	C	"
308	Case, end, c/w seals and cable harness	M.R.G.I., Type 1. Naval aviation only	ED/11021/C	1	C	"
200	Choke 'O', 1 Henry	Third line spare only	ED/10447/A	1	C	"
201	Choke 'O', 1 Henry	Third line spare only	ED/10448/A	1	C	"
685	Clamp, magnet	ED/11383/A	2	C	"
72	Clamp, stop, lower	Replacing Ref. No. 416	ED/10313	1	C	"
71	Clamp, stop, upper	Replacing Ref. No. 415	ED/10312	1	C	"
—	Cone, Schrader	Reference 27A/3174	1	—	—
—	Core, Schrader	Reference 27A/3173	1	—	—
291	Durathread, black	A/R	—	—
296	Feet, mounting	On mounting frame	ED/103663/A	4	C	set
261	Frame, mounting	ED/10160/D	1	C	each
228	Horn, monitor, torque, azimuth motor	ED/10114/A	1	C	"
232	Horn, torque motor (bank)	ED/10058/A	1	C	"
230	Horn, torque motor (elevation)	10244A	1	C	"
595	Label, arrow	ED/10599/A	1	C	"
594	Label, forward	ED/10598/A	1	C	"

RESTRICTED

RESTRICTED

GYRO UNITS FOR AIRBORNE INSTRUMENTS OTHER THAN RADIO INSTALLATIONS

SECTION 6G—cont.

1	2	3	4	5	6	7
	GYRO UNIT, master reference, Mark 1—cont.					
	Type E—cont.					
	Spares—cont.	For Ref. Nos. 19 and 36 only—cont.				
613	Label, mod. record	916356	1	C	each
614	Label, mod. record	916357	1	C	..
615	Label, name and mod. record	916358	1	C	..
673	Label, warning	ED/11066/A	1	C	..
676	Label, warning, cable cleat	ED/11133	1	C	..
677	Label, warning, 'Handle like eggs'	ED/11145/B	1	C	..
618	Ligament, clamp	ED/11043/A	9	C	..
574	Ligament, clamp	ED/11044/A	5	C	..
620	Ligament, clamp	ED/11045	4	C	..
236	Ligament, vertical bell, 8×0.002×1 $\frac{3}{8}$ in.	Twisted wire	ED/10581/A	12	A	..
295	Ligament, wire, 0.010×0.001 in.	ED/11215/A	5	A	..
632	Magnet arm, pitch torque motor	ED/11082/B	1	C	..
684	Magnet arm, roll torque motor	ED/11081/B	1	C	..
646	Motor, pitch, torque	ED/11182/B	1	C	..
645	Motor, roll, torque	ED/11179/B	1	C	..
550	Motor, torque, azimuth	S/sedes Ref. No. 227	ED/11143/A	1	C	..
227	Motor, torque, azimuth	U S/s by Ref. No. 550	ED/10051/A	1	C	..
229	Motor, torque, bank and elevation	ED/10047/A	2	C	..
—	Mounting 953	Reference 10AJ/144	2	—	—
—	Mounting 971	Reference 10AJ/162	2	—	—
252	Nut, self-locking	TRA/A/768054	2	C	each
306	'O' ring	Angus R106	2	C	..
305	'O' ring, sealing	Angus BSOS.120	4	C	..
27	Pack, transit, complete	For M.R.G. sealed unit	ED/14850	1	A	..
28	Pack, transit, complete	For M.R.G. mounting frame	ED/14957	1	A	..
810	Pin, hinge	TR/A768063	2	C	..
259	Pin, register, aft	ED/10670/A	2	C	..
260	Pin, register, forward	ED/10671/A	2	C	..
682	Pin, taper, 'T' shaped	ED/8370	1	C	..
517	Pitch output unit	Naval aviation only	ED/11165/D	1	A	..
608	Pitch output unit	ED/11166/D	1	A	..
687	Plate, magnet, L.H.	ED/10055/A	1	C	..
						A/L183

RESTRICTED

RESTRICTED

GYRO UNITS FOR AIRBORNE INSTRUMENTS OTHER THAN RADIO INSTALLATIONS

SECTION 6G—cont.

1	2	3	4	5	6	7
	GYRO UNIT, master reference, Mark 1—cont.					
	Type E—cont.					
	Spares—cont.	For Ref. Nos. 19 and 36 only—cont.				
686	Plate, magnet, R.H.	Reference 10H/0560200	ED/10056/A	1	C	each
—	Plug, fixed, Mk. 4, 25 pole	Reference 10H/0560200	ED/10056/A	1	—	—
301	Potentiometer, bank and boost bank signal	Reference 10H/0560200	ED/11363/B	2	A	each
268	Potentiometer, bank lock and linear	Reference 10H/0560200	ED/11288	1	C	—
290	Potentiometer, miniature, variable, 1 watt	Reference 10H/0560200	ED/11381/A	1	C	—
303	Potentiometer, pitch signal, 500 ohm	Reference 10H/0560200	ED/11365/B	1	C	—
285	Potentiometer, variable, 1 watt	Reference 10H/0560200	ED/11382/A	1	C	—
208	Potentiometer, variable, 1 watt	Reference 10H/0560200	ED/11380/A	1	C	—
210	Potentiometer, variable, 5 watt	Reference 10H/0560200	ED/11489/A	6	C	—
254	Rectifier (bank magnetic amplifier)	Reference 10H/0560200	ED/10609/A	2	C	—
255	Rectifier, (elevation magnetic amplifier)	Reference 10H/0560200	ED/10608/A	2	C	—
—	Relay	Reference 10F/0119145	ED/10608/A	9	—	—
—	Relay, magnetic, Type 1307, 350 ohms	Reference 10F/16243	ED/10608/A	1	—	—
202	Resistor, compensating	Reference 10W/0219142	ED/10451/A	2	C	each
—	Resistor, fixed, 2.8 ohms	Reference 10W/0219142	ED/10451/A	2	—	—
—	Resistor, fixed, 200 ohms	Reference 10W/0113238	ED/10451/A	2	—	—
—	Resistor, fixed, 220 ohms, $\frac{1}{8}$ watt	Reference 10W/0219064	ED/10451/A	1	—	—
—	Resistor, fixed, 240 ohms	Reference 10W/0117881	ED/10451/A	2	—	—
—	Resistor, fixed, 330 ohms, $\frac{1}{8}$ watt	Reference 10W/0219076	ED/10451/A	2	—	—
—	Resistor, fixed, 470 ohms, $\frac{1}{8}$ watt	Reference 10W/0219088	ED/10451/A	2	—	—
—	Resistor, fixed, 680 ohms	Reference 10W/0113251	ED/10451/A	2	—	—
—	Resistor, fixed, 1 K ohms, $\frac{1}{4}$ watt	Reference 10W/0219112	ED/10451/A	2	—	—
—	Resistor, fixed, 1.5 K ohms, $\frac{1}{8}$ watt	Reference 10W/0219124	ED/10451/A	2	—	—
—	Resistor, fixed, 10 K ohms, $\frac{1}{4}$ watt	Reference 10W/0219185	ED/10451/A	1	—	—
647	Resistor, variable, 5 K ohms	Reference 10W/0219185	ED/11185/A	2	C	each
273	Servomotor, azimuth, c/w pinion	Reference 10H/0560380	ED/10190/A	1	C	—
272	Servomotor, sub-assy., c/w pinion	Reference 10H/0560380	ED/10179/A	2	A	—
—	Socket, fixed, Mark 4, 25 pole	Reference 10H/0560380	ED/10179/A	1	—	—
69	Stop, gimbal, lower	Replacing Ref. No. 414	ED/10311	1	C	each
70	Stop, gimbal, upper	Replacing Ref. No. 413	ED/10310	1	C	—
627	Strip, insulating	Reference 10H/0560380	ED/11189/A	1	C	—
628	Strip, insulating	Reference 10H/0560380	ED/11190/A	1	C	—

RESTRICTED

RESTRICTED

GYRO UNITS FOR AIRBORNE INSTRUMENTS OTHER THAN RADIO INSTALLATIONS

SECTION 6G—cont.

1	2	3	4	5	6	7
	GYRO UNIT, master reference, Mark 1—cont.					
	Type E—cont.					
	Spares—cont.	For Ref. Nos. 19 and 36 only—cont.				
275	Strip, packing	ED/10592/A ..	1	C	each
248	Strip, sealing	ED/10591/A ..	1	C	"
212	Switch, azimuth, anti-topple..	ED/10042/A ..	1	C	"
289	Switch, bank attitude, sub-assy.	ED/10857/A ..	1	A	"
267	Switch, bank servo boost	ED/10195/A ..	1	C	"
521	Switch, mercury, c/w clip ..	S/sedes Ref. No. 270	ED/11142/A ..	2	C	"
271	Switch, mercury, c/w clip	ED/12080/A ..	1	C	"
270	Switch, mercury, c/w clip ..	S/s by Ref. No. 521	ED/12079/A ..	2	C	"
528	Switch, mercury, c/w clip	ED/11198/A ..	1	C	"
221	Switch, thermal	ED/10162/D ..	1	C	"
266	Switch, vertical attitude, elevation	ED/10222/A ..	1	C	"
288	Switch, vertical attitude, yaw	ED/10837/A ..	1	C	"
—	Synchro, Type ACS1/AE, Size 11 ..	Reference 5UD/6504	1	—	—
—	Synchro, Type S23, RS, 4 S.L. ..	Reference 5UD/6351	1	—	—
224	Transducer, bank assy.	ED/10443/A ..	1	C	each
225	Transducer, elevation assy.	ED/10485/A ..	1	C	"
472	Transformer	ED/10933/A ..	2	B	"
226	Transformer, mains	ED/10449/A ..	1	C	"
276	Transformer, thermal switch..	ED/10825/A ..	1	C	"
483	Transistor	(Mod. 2S 613/A)	ED/10922/A ..	1	C	"
484	Transistor, Type 2S 002	ED/10938/A ..	1	C	"
—	Valve, electronic, silicon diode (delay circuit relay)	Reference 10CV/0002384	2	—	—
249	Washer, flat	ED/7957/5 ..	1	C	each
250	Washer, special	ED/7796/A ..	2	C	"
204	Wiper assy.	ED/10236/A ..	1	C	"
302	Wiper assy., double, Type 'F'	ED/11357/A ..	3	C	"
—	Wire, tinned copper, H.C., 18 S.W.G.	Reference 5E/9102374	6 ft.	—	—
	GYRO UNIT, master reference, Mark 2—	Comprising: Ref. Nos. 39, 40, 41 and 42				
41	Electronic unit, Type A (U.S.)..	1	A	each
42	Electronic unit, Type B (U.K.)	1	A	"
39	Gyro reference unit, Type A (U.S.)	1	A	"

RESTRICTED

RESTRICTED

GYRO UNITS FOR AIRBORNE INSTRUMENTS OTHER THAN RADIO INSTALLATIONS

SECTION 6G—cont.

1	2	3	4	5	6	7	
	GYRO UNIT, master reference, Mark 2—cont						
40	Gyro reference unit, Type B (U.K.)	1	A	each
	Sub-assemblies—						
62	Erection cut-back and rotorace switch assy.	19437-0114 ..	1	A	"
66	Erection timer assy.	19437-0117 ..	1	A	"
64	G-Sec. cut-back amp. and power failure warning assy.	19437-0111 ..	1	A	"
67	Heading computer assy.	19437-018 ..	1	A	"
54	Heading servo, amp. assy.	19437-05.. ..	1	A	"
56	Integrator servo, amp. assy.	19437-010 ..	1	A	"
63	Levelling torque amp. assy.	19437-016 ..	1	A	"
68	Magnetic error modulator and buffer amp. assy.	19437-015 ..	1	A	"
55	Orthogonolity servo, amp. assy.	19437-0108 ..	1	A	"
53	Pitch, servo, amp. assy.	19437-06.. ..	1	A	"
65	Power supply assy.	19437-017 ..	1	A	"
61	Pre-amplifier and quad. rejector assy.	h S/s by Ref. No. 83	19437-08.. ..	1	A	"
83	Pre-amplifier and quad, rejector assy.	S/sedes Ref. No. 61		—	A	"
86	Rate network assy.	S/sedes Ref. No. 60	Z.1201 ..	—	A	"
60	Rate network assy.	S/s by Ref. No. 86	19437-04.. ..	1	A	"
59	Roll and pitch pre-amp. assy.	19437-09.. ..	1	A	"
58	Roll servo, amp. assy.	19437-07.. ..	1	A	"
75	True north heading assy.	19437-020 ..	1	A	"
57	True north servo, amp. assy.	19437-013 ..	1	A	"
18	POWER FAILURE UNIT, Type B	ED.9053 ..	1	A	"
	Spares—						
—	Bearing, ball, journal	Reference 2A/9501173	2	—	—
534	Block, terminal	ED/8354 ..	1	C	each
533	Cover, terminal block	ED/8353 ..	1	C	"
542	Hairspring, adjuster	1	C	"
540	Plate, adjuster	1	C	"
539	Retainer, bearing	1	C	"
538	Ring, clamping, stator	ED/8361 ..	1	C	"
541	Rotor and shaft assy.	ED/8364 ..	1	B	"
—	Screws, machine, cheese head—						
—	10 B.A. × 1/8 in. long (block terminal)	Reference 28S/9997427..	5	—	—

RESTRICTED

RESTRICTED

GYRO UNITS FOR AIRBORNE INSTRUMENTS OTHER THAN RADIO INSTALLATIONS

SECTION 6G—cont.

1	2	3	4	5	6	7
	POWER FAILURE UNIT, Type B—cont.					
	Spares— <i>cont.</i>					
	Screws, machine, cheese head— <i>cont.</i>					
—	6 B.A. × ¼ in. long (cover)	Reference 28S/9137407	6	—	—
—	6 B.A. × 1½ in. long (adjuster terminal)	Reference 28S/1200042..	3	—	—
	Screws, machine, c/sunk.—					
—	8 B.A. × ¼ in. long	Reference 28S/9995194..	4	—	—
—	8 B.A. × ⅜ in. long (sec. terminal block)	Reference 28S/1006961..	3	—	—
—	8 B.A. × ½ in. long (end plate)	Reference 28S/1200068..	4	—	—
545	Spring, compression	ED/8368	1	C	each
546	Spring, operative	ED/8371	1	C	"
544	Washer, spring, back end	ED/8367	1	C	"
543	Washer, spring, front end	ED/8366	1	C	"
537	Washer, stator	ED/8360	1	C	"
547	Washer, tab	ED/1192	5	C	"

RESTRICTED

RESTRICTED

GYRO UNITS FOR AIRBORNE INSTRUMENTS OTHER THAN RADIO INSTALLATIONS

SECTION 6G

INDEX TO REFERENCE NUMBERS

Ref. No.	Page No.	Ref. No.	Page No.	Ref. No.	Page No.	Ref. No.	Page No.	Ref. No.	Page No.	Ref. No.	Page No.	Ref. No.	Page No.	Ref. No.	Page No.	Ref. No.	Page No.	Ref. No.	Page No.
1	1	66	6	239	2	291	2	543	7	810	3								
2	1	67	6	240	2	294	2	544	7										
4	1	68	6	242	2	295	3	545	7										
9	1	69	4	243	2	296	2	546	7										
10	1	70	4	245	2	297	2	547	7										
13	1	71	2	248	5	298	2	550	3										
14	1	72	2	249	5	299	2	574	3										
16	1	74	1	250	5	300	2	594	2										
18	6	75	6	252	3	301	4	595	2										
19	1	83	6	253	2	302	5	608	3										
27	3	86	6	254	4	303	4	613	3										
28	3	200	2	255	4	305	3	614	3										
36	1	201	2	259	3	306	3	615	3										
39	5	202	4	260	3	307	2	618	3										
40	6	204	5	261	2	308	2	620	3										
41	5	208	4	266	5	309	1	626	2										
42	5	210	4	267	5	472	5	627	4										
53	6	212	5	268	4	483	5	628	4										
54	6	221	5	270	5	484	5	632	3										
55	6	224	5	271	5	517	3	645	3										
56	6	225	5	272	4	521	5	646	3										
57	6	226	5	273	4	528	5	647	4										
58	6	227	3	275	5	533	6	673	3										
59	6	228	2	276	5	534	6	676	3										
60	6	229	3	283	2	537	7	677	3										
61	6	230	2	284	1	538	6	682	3										
62	6	232	2	285	4	539	6	684	3										
63	6	236	3	288	5	540	6	685	2										
64	6	237	2	289	5	541	6	686	4										
65	6	238	2	290	4	542	6	687	3										

RESTRICTED

RESTRICTED

VOCABULARY OF ROYAL AIR FORCE EQUIPMENT
AIRCRAFT AUTOMATIC PILOTS, MARKS A3, A3A, AL1, AL1(a) and AL3
MAJOR COMPONENTS AND SERVICING SPARES

SECTION 6J
(21st July, 1966)

Ref. No.	Nomenclature	Applicability	Detail	Drawing No. or Part No.	Off. No.	Class or Store	Denom. of Qty.
1	2	3	4	5	6	7	8
AIRCRAFT AUTOMATIC PILOTS, MARKS A3, A3A, AL1, AL1(a) and AL3.							
1008	BLOCK, manifold	A3. Dakota	SK.5128-78	1	C	each
1101	CONTROLLER, pilot	AL1(a), AL3 Heron C.3 (Queen's Flight), Heron C.4 Pembroke	16146-0	1	A	,,
	Spares :-						
—	Fuse, Type 21, 5 amp.	Reference 10H/11718		1	—	—
—	Fuse unit	Reference 10H/9590100		1	—	—
1568	Knob, on-off switch	SK.8542-11	1	C	each
1483	Knob, turn control	SK.8588-29	1	C	,,
1487	Knob, weather potentiometer	SK.8588-45	1	C	,,
—	Lamp, electric, filament, 28 v., 3.5 w.	Reference 5L/9959273		1	—	—
—	Resistor, fixed, composition, Grade 2, insulated, 150 ohms.	Reference 10W/9221132		41	—	—
—	Resistor, fixed, wire-wound, 68 ohms \pm 5%	Reference 10W/9113227		2	—	—
—	Resistor, fixed, wire-wound, vitreous enamelled, 75 ohms.	Reference 10W/9243342		4	—	—
1484	Screw, turn, control knob securing	SK.7656-1414	2	C	each
1488	Screw, weather, potentiometer, knob securing...	SK.7656-1414	2	C	,,
1567	Switch, 2 pole, on-off assy.	SK.8233-701	1	C	,,

RESTRICTED

RESTRICTED

**AIRCRAFT AUTOMATIC PILOTS, MARKS A3, A3A, AL1, AL1(a) and AL3
MAJOR COMPONENTS AND SERVICING SPARES**

SECTION 6J—cont.

1	2	3	4	5	6	7	8
	CONTROL UNIT:—						
751	Bank and climb	A3A. Dakota ...	Standard. Luminous type. Super- sedes Ref. No. 602. Interchangeable with Ref. No. 1033. Weight 13½ lb. Size 7½ in. × 7 in. × 12 in.	648011	1	A	each
1003	Bank and climb	A3. (British version) Dakota	Fluorescent. Equivalent of Ref. No. 1033. Weight 13½ lb. Size 7½ in. × 7 in. × 12 in.	14836-0	1	A	"
1033	Bank and climb	A3. (British version) Dakota.	Luminous type. Interchangeable with Ref. No. 751. Weight 13½ lb. Size 7½ in. × 7 in. × 12 in.	14872-0	1	A	"
750	Directional	A3. Dakota ...	Standard. Luminous type. Super- sedes Ref. No. 601. Interchangeable with Ref. No. 1032. Weight 8½ lb. Size 5 in. × 7 in. × 12 in.	648010	1	A	"
1002	Directional	A3. (British version) R.N.Z.A.F. Bristol Freighter.	Fluorescent. Equivalent of Ref. No. 1032. Weight 8½ lb. Size 5 in. × 7 in. × 12 in.	14835-0	1	A	"
1032	Directional	A3. (British version) Dakota.	Luminous type. Interchangeable with Ref. No. 750. Weight 8½ lb. Size 5 in. × 7 in. × 12 in.	14871-0	1	A	"
1554	Directional	Heron	16806-0	1	A	"
1623	Directional gyro	AL1(a). Twin Pioneer.	15220-0	1	A	"
1494	Pilot's	Heron	{ 15635-0 16145-0	1	A	"
1624	FILTER UNIT	AL1(a). Twin Pioneer.	15644-0	1	C	"

RESTRICTED

RESTRICTED
2

**AIRCRAFT AUTOMATIC PILOTS, MARKS A3, A3A, AL1, AL1(a) and AL3
MAJOR COMPONENTS AND SERVICING SPARES**

SECTION 6J—cont.

1	2	3	4	5	6	7	8
1104	FILTER UNIT	AL3. Pembroke C.1. Heron (BJSM) (Queen's Flight) and Heron C.4, also Sea Heron	16143-0	1	C	each
	Spares :—						
1100	Element assy., filter	SK.8860-23	1	C	„
1070	Gasket, neoprene, 1½ in. × 1½ in. × 0.1 in.:	SK.8085-37	1	C	„
	FILTER UNIT:—						
705	Oil	A3 and A3A. Dakota	Interchangeable with Ref. Nos. 612 and 1006. Weight 10 oz. Size 4 × 7 in. × 2¼ in.	J.H.3126	1	C	„
	Spares :—						
1015	Element, "Auto-Klean"...	L.49704B	1	C	„
1006	Oil	A3. (British version) R.N.Z.A.F. Bristol Freighter.	Interchangeable with Ref. Nos. 612 and 705.	14844-0	1	C	„
612	Oil, Type A	A3. Dakota, Bristol Freighter.	Interchangeable with Ref. Nos. 705 and 1006. Weight 1¼ lb. Size 4 in. × 6¾ in. × 2¼ in.	644100	1	C	„
	GAUGE, pressure :—						
1042	Air	AL1. Devon Cl, AL1(a) and AL3 (Queen's Flight) Heron C, Mk. 4 and Twin Pioneer.	410PG	1	C	„
653	Oil type	A3. Dakota ...	Interchangeable with Ref. No. 660	15003	1	C	„
660	Oil type	A3. and A3A. (British version) Dakota and Bristol Freighter	Supersedes Ref. No. 658. Interchange- able with Ref. No. 653. Weight 7 oz. Size 2½ in. × 2½ in. × 1½ in.	J.H.-2	1	C	„

RESTRICTED

RESTRICTED
3

**AIRCRAFT AUTOMATIC PILOTS, MARKS A3, A3A, AL1, AL1(a) and AL3
MAJOR COMPONENTS AND SERVICING SPARES**

SECTION 6J—cont.

1	2	3	4	5	6	7	8
1754	GAUGE, setting	AL1(a) and AL3.	SK.9080-6	1	C	each
1102	GYRO RELAY UNIT	AL3. Pembroke ...	Military Pt. No. 16140-0 includes switch and cable.	} Service 16140-0 Civil 15640-0	1	A	"
1480	Spares :— Caging	For transit purposes only		SK.8596-58	2	A
—	Capacitor, fixed, electrolytic, tubular, metal case, 25 mfd.	Reference 10C/9145158		2	—	—
—	Capacitor, fixed, electrolytic, tubular, metal case, insulated, 2 mfd.	Reference 10C/9145001		2	—	—
1476	Circlip, air filter	SK.5225-281	1	C	each
1547	Clip, cable assembly	SK.8596-213	1	C	"
1606	Connector, air nozzle and plate adaptor assy.	SK.8596-204	1	C	"
1607	Connector, relay to chassis	SK.8596-207	1	C	"
1475	Filter, air and screen assy.	SK.8115-10	1	C	"
1608	Filter, inlet nozzle assy.	SK.8596-211	2	C	"
1477	Gasket, air filter	SK.6918-29	2	C	"
1471	Gasket, intake adaptor	SK.8596-112	1	C	"
1474	Gasket, on-off valve block	SK.8596-118	1	C	"
1470	Gasket, pressure gauge block	SK.8596-111	1	C	"
1764	Gyro relay unit	15640-0	1	A	"
1482	Plug, shorting assy.	SK.8082-220	1	C	"
1503	Potentiometer, roll and pitch, pick-off	8082-174	1	C	"
—	Resistor, fixed, wire wound, vitreous enamelled, 33 ohms.	Reference 10W/9243324		2	—	—
1478	Screw, air filter. body fixing	SK.7665-4024	4	C	each
1473	Sealing disc and plunger assy.	SK.8596-191	1	C	"
1469	Shock absorber, for gyro assy.	SK.8596-137	4	C	"
1502	Spool, air valve	SK.8082-343	1	C	"
1762	Switch, c/w Teleflex control cable	SK.8596-108	1	B	"
—	Switch, micro	Reference 10F/9510080		1	—	—

RESTRICTED

RESTRICTED

**AIRCRAFT AUTOMATIC PILOTS, MARKS A3, A3A, AL1, AL1(a) and AL3
MAJOR COMPONENTS AND SERVICING SPARES**

SECTION 6J—cont.

1	2	3	4	5	6	7	8
	GYRO RELAY UNIT—cont. Spares— <i>cont.</i>						
1499	Tubing, special	Symel Silicone Q.S166 (Red).	18	C	lgth.
1472	Valve assy., on-off	SK.8596-124	1	C	each
1045	Vibrator, 24 volt, Type 24	SK.8082-216	1	C	"
1479	Washer, air filter, body locking	SK.7500-5	4	C	"
1555	GYRO RELAY UNIT	AL1(a), AL3. Heron C2, C3 and C4. Twin Pioneer.	Military Pt. No. 16141-0 includes Switch and cable.	{ 15624-0 16141-0	1	A	"
	Spares :—						
1652	Cable inner, No. 15	DS.321	1	C	ft.
1765	Gyro relay unit	15624-0	1	A	each
—	Switch, c/w Teleflex control cable	Ref. No. 1762		1	—	—
	GYRO RELAY UNIT:—						
1103	Type A	AL3 Pembroke	16198-0	1	A	each
1468	Type B	AL3 Pembroke, Heron C.3	16883-0	1	A	"
1649	GYRO UNIT	Heron C.4	16986-0	1	A	"
	MOUNTING UNIT:—						
1004	Complete with pulley	14485-0	1	A	"
	Spares :—	For Ref. No. 1004			
1020	Seal, oil	A3 and A3A	Required for balanced oil valves on A3 type mounting units.	3	C	set

RESTRICTED

RESTRICTED
5

**AIRCRAFT AUTOMATIC PILOTS, MARKS A3, A3A, AL1, AL1(a) and AL3
MAJOR COMPONENTS AND SERVICING SPARES**

SECTION 6J—cont.

1	2	3	4	5	6	7	8
619	REGULATOR, pressure:— Oil type	A3 and A3A ...	Interchangeable with Ref. No. 1011. Weight 1 lb. 3 ozs. Size 3½ in. × 2½ in. × 4½ in.	644256-0	1	C	each
1011	Oil type	A3 (British Version)	Interchangeable with Ref. No. 619	14353-0	1	C	„
1619	SERVO UNIT, aileron	AL1(a) Heron C.2, C.3 and C.4.	18493-0	1	C	„
1551	SERVO UNIT, aileron:— 4 in. stroke	AL3. Pembroke 1.	18209-0	1	C	„
	Spares:—						
1066	Heater, complete...	SK.8463-5	1	C	„
—	Outlet, angle	Reference 10H/9970069		1	—	—
—	Plug, sealed, M4, fixed, female shell	Reference 10H/9560080		1	—	—
1626	4 in. stroke	AL(a) Twin Pioneer	19313-0	1	C	each
1620	SERVO UNIT, elevator	AL1(a) Heron C.4.	Supersedes Ref. No. 1038	18494-0	1	C	„
1625	SERVO UNIT, elevator	Twin Pioneer	19312-0	1	C	„
1038	SERVO UNIT, elevator:— 4 in. stroke	AL1. Heron C.2. and C.3.	Superseded by Ref. No. 1620	15400-0	1	A	„
1552	4 in. stroke	AL3. Pembroke	18210-0	1	C	„
	Spares:—						
—	Heater, complete...	Ref. No. 1066		1	—	—
—	Plug, sealed, M4, fixed, female shell	Reference 10H/9560080		1	—	—
1068	Potentiometer, feed-back, complete	Wirewound	SK.8083-54	1	C	each
—	Socket, sealed, M4, free, male shell	Reference 10H/9560120		1	—	—
1069	Wiper, block assembled	SK.8108-40	1	C	each

RESTRICTED

6
RESTRICTED

**AIRCRAFT AUTOMATIC PILOTS, MARKS A3, A3A, AL1, AL1(a) and AL3
MAJOR COMPONENTS AND SERVICING SPARES**

SECTION 6J—cont.

1	2	3	4	5	6	7	8
688	SERVO UNIT, hydraulic type:— 8 in. stroke	A3, A3A	Triple cylinder. Weight 12 lb. 3 oz. Size 24 in. × 9½ in. × 5¼ in.	JH.3110	1	A	each
701	8 in. stroke	A3, A3A	Single cylinder. Supersedes Ref. No. 606.	644557	1	A	„
1489	Spares:— Washer, cup, leather	SK.5285-21	6	C	„
709	SUMP-TANK:— Oil type	A3A	Interchangeable with Ref. No. 1010.	JH.3360	1	C	„
1010	Oil type	A3. (British version)	Interchangeable with Ref. No. 709	14980-0	1	C	„
1040	SUPPRESSOR	AL1, AL3. Devon C1 Pembroke C.1, C.51 and C (P.R.)1, Heron C.2, C.3 and C.4. Twin Pioneer	15401-0	1	C	„
—	Spares:— Lockwasher, shakeproof, flat, internal teeth, ph br. 6BA.	Reference 28L/11056	1	—	—
—	Plug, sealed, M4, fixed, female shell	Reference 10H/9560130	1	—	—
—	Socket, sealed, M4, free, male shell	Reference 10H/9560160	1	—	—
1079	TEST SET	AL1, AL3. Devon C.1 Pembroke and Twin Pioneer.	SK.8126	1	A	each
1706	TEST SET	AL1, AL3. Heron, Pembroke	This test set differs from Ref. No. 1079 in wiring routes	SK.9002-97	1	A	„

RESTRICTED

RESTRICTED

7

AIRCRAFT AUTOMATIC PILOTS, MARKS A3, A3A, AL1, AL1(a) and AL3
MAJOR COMPONENTS AND SERVICING SPARES

SECTION 6J—cont.

1	2	3	4	5	6	7	8
	TEST SET—cont.						
	Spares:—						
	Fuse, Type 29, 500 m.a.						
1088	Milliammeter, moving coil, centre zero, 50 m.a.						
	Plug, sealed, M4, free, male shell						
	Plug, sealed, M4, free, male shell						
	Plug, sealed, M4, free, male shell						
1086	Potentiometer, 200 ohms, 1 watt.						
1087	Potentiometer, 300 ohms, 3 watt.						
1085	Potentiometer and switch, 25 ohms, 3 watt.						
	Resistor, fixed, composition, Grade 2, insulated, 75 ohms						
	TRAP:—						
1009	Oil drain type A3. (British version) 14078-0						
	VALVE:—						
608	Oil speed type A3, A3A Standard. Interchangeable with Ref. No. 1005. Weight 2 lb. 3 ozs. Size 7½ in. × 2½ in. × 4¼ in. 644255						
1005	Oil speed type A3A. (British version) Interchangeable with Ref. No. 608... 14339-0						
1091	Pressure relief AL1(a) Twin Pioneer 16142-0						
	For Ref. Nos. 1079 and 1706						
	Reference 10H/238						
	Nalder and Thompson, PRI/5E3 SK.7464-25						
	Reference 10H/9560280						
	Reference 10H/9560300						
	Reference 10H/9560360						
	Colvern Cat. CLR.1125/13 SK.8216-14						
	Colvern Cat. CLR.4001/115 SK.8216-37						
	Colvern Cat. CLR.4901/115 SK.8216-39						
	Reference 10W/9221096						

RESTRICTED

RESTRICTED

**AIRCRAFT AUTOMATIC PILOTS, MARKS A3, A3A, AL1, AL1(a) and AL3
MAJOR COMPONENTS AND SERVICING SPARES**

SECTION 6J—cont.

INDEX TO REFERENCE NUMBERS

Ref. No.	Page No.	Ref. No.	Page No.	Ref. No.	Page No.	Ref. No.	Page No.	Ref. No.	Page No.	Ref. No.	Page No.	Ref. No.	Page No.	Ref. No.	Page No.	Ref. No.	Page No.	Ref. No.	Page No.
608	8	1069	6	1488	1														
612	3	1070	3	1489	7														
619	6	1079	7	1494	2														
653	3	1085	8	1499	5														
660	3	1086	8	1502	4														
688	7	1087	8	1503	4														
701	7	1088	8	1547	4														
705	3	1091	8	1551	6														
709	7	1100	3	1552	6														
750	2	1101	1	1554	2														
751	2	1102	4	1555	5														
1002	2	1103	5	1567	1														
1003	2	1104	3	1568	1														
1004	5	1468	5	1606	4														
1005	8	1469	4	1607	4														
1006	3	1470	4	1608	4														
1008	1	1471	4	1619	6														
1009	8	1472	5	1620	6														
1010	7	1473	4	1623	2														
1011	6	1474	4	1624	2														
1015	3	1475	4	1625	6														
1020	5	1476	4	1626	6														
1032	2	1477	4	1649	5														
1033	2	1478	4	1652	5														
1038	6	1479	5	1706	7														
1040	7	1480	4	1754	4														
1042	3	1482	4	1762	4														
1045	5	1483	1	1764	4														
1066	6	1484	1	1765	5														
1068	6	1487	1																

RESTRICTED

RESTRICTED

VOCABULARY OF ROYAL AIR FORCE EQUIPMENT
AUTOMATIC STABILISERS, MAJOR COMPONENTS, SERVICING SPARES AND TOOLS

SECTION 6S
(30th December, 1963)

Ref. No.	Nomenclature	Aircraft Applicability	Detail	Drawing No. or Part No.	No. Of	Class of Store	Denom. of Qty.
1	2	3	4	5	6	7	8
		AUTOMATIC STABILISERS, MARK 1					
7	BOXES, Control:— Type B	Meteor 11, 12, 13 and 14.	IN.21886	1	A	each
94	Type C	Meteor 11	When Meteor Mod. 5914 is in- corporated.		1	A	,
46	Accessories:— Case, transit		1	A	,
55	Spares:— Amplifier, magnetic	IN.20170	1	B	,
—	Capacitors, fixed, electrolytic, tubular, metal case:—						
84	10 mfd., 25 volts		Reference 10C/9145301		2	—	—
—	500 mfd.	T.C.C./CE-23-CR	2	C	each
—	Capacitors, fixed, paper dielectric, tubular, metal case:—		Reference:—				
—	0.5 mfd., 150 volts		10C/0115262		2	—	—
—	1.0 mfd., 250 volts		10C/0115265		1	—	—
—	2.0 mfd., 150 volts		10C/0115252		6	—	—
—	2.0 mfd., 250 volts		10C/0115267		1	—	—
23	Cover	IN.21890	1	C	each
—	Fuse unit		10H/0590100		2	—	—
—	Fuse, Type 19		10H/95		1	—	—
—	Fuse, Type 21		10H/11718		1	—	—

RESTRICTED

RESTRICTED

1

AUTOMATIC STABILISERS, MAJOR COMPONENTS, SERVICING SPARES AND TOOLS

SECTION 6S—cont.

1	2	3	4	5	6	7	8
	AUTOMATIC STABILISERS, MARK 1—cont.						
	BOXES, Control—cont.						
	Type C—cont.						
	Spares—cont.		Reference:—				
	Plugs, elect., sealed M4., fixed:—						
—	3-pole		10H/0560060		1	—	—
—	4-pole		10H/0560070		1	—	—
213	Rectifier, selenium	15C. Tech. C. Type 18-6-IL.	1	C	each
—	Relay, magnetic		10F/0530473		2	—	—
21	Relay, polarised, sealed	Carpenter Type 5HM.19A	1	A	each
30	Resistor, 12 watts, 5 ohms	Welwyn Type AW.3112	1	C	„
	Resistors, fixed, composition, Grade 2, insulated:—						
—	47 ohms		10W/0221067		6	—	—
—	68 ohms		10W/0221089		2	—	—
—	100 ohms		10W/0221109		3	—	—
—	220 ohms		10W/0221151		2	—	—
—	560 ohms		10W/0221242		1	—	—
—	680 ohms		10W/0221214		1	—	—
—	2.2 K ohms		10W/0222046		2	—	—
—	3.9 K ohms		10W/0222079		2	—	—
214	Resistor, preset, 290 ohms	Anc. Dev. Drg. No. 73. IN.24050	3	C	each
29	Screw, special, mag. amp. cover		2	C	„
	Sockets, elect. fixed:—						
	Pole: size: position:—						
—	6 1 0		10H/0560260		1	—	—
—	12 2 0		10H/0560330		1	—	—
	Washers, panel mounting:—						
—	Large		10H/0970051		3	—	—
—	Medium		10H/0970050		1	—	—

RESTRICTED

RESTRICTED

AUTOMATIC STABILISERS, MAJOR COMPONENTS, SERVICING SPARES AND TOOLS

SECTION 6S—cont.

1	2	3	4	5	6	7	8
	AUTOMATIC STABILISERS, MARK 1—cont.						
1	GYRO UNIT, Type A		All Autostabiliser systems ..	IN.20322	1	A	each
	Accessories:—						
45	Case, transit		1	A	..
	Spares:—						
10	Brush, delta pick-off	IN.20414	1	C	..
235	Clip, locking	NDN.754/205	1	C	..
233	Cover and Filter assembly	NDN.754/4	1	C	..
—	Fuse, Type 154		Reference 10H/18681		1	—	—
18	Gasket, for cover	IN.20377	1	C	each
—	Holder, fuse, Type 101		Reference 10H/18580		1	—	—
234	Plate, top, and Hinge clip assembly	NDN.464/4	1	C	each
9	Potentiometer, 290/250 ohms, Minipot, Type 2.	IN.20413	1	C	..
28	Washer, insulating		For fuse unit		1	C	..
25	MOUNTING, control box		For use with Ref. No. 7		1	A	..
70	PLATE, switch, Type A	Meteor Mark 11.	When Meteor Mod. 5914 is incorporated.	NDN.658	1	C	..
4	SERVOMOTOR, Type A	Meteor 11, 12 13 and 14.	IN.20212	1	A	..
	Accessories:—						
47	Case, transit		1	A	..
	Spares:—						
453	Brush, carbon	RHP/65/427	2	C	..
—	Brush, delta, pick-off		Ref. No. 10. To be renewed together with Ref. No. 9.		1	—	—
12	Filter, pad	IN.20386	2	C	each
13	Gasket, for cover	IN.20276	1	C	..
56	Motor, electric, Type 610		Modified. C/w pinion and studs	IN.20285	1	A	..
—	Potentiometer, 290/250 ohms, Minipot, Type 2.		Ref. No. 9. To be renewed together with Ref. No. 10		1	—	—
11	Rod, extension and sleeve	IN.20291	1	C	each
215	Switch, limit	IN.20212	1	C	..

RESTRICTED

RESTRICTED

AUTOMATIC STABILISERS, MAJOR COMPONENTS, SERVICING SPARES AND TOOLS

SECTION 6S—cont.

1	2	3	4	5	6	7	8
AUTOMATIC STABILISERS, MARK 1—cont.							
53	SWITCH UNIT	Meteor 11	When Meteor Mod. 5914 is incorporated.	NDN.657	1	B	each
—	Spares:—						
83	Gasket, union		Reference 10H/0970108 ..		1	—	—
	Switch	NDN.657/201	1	C	each
AUTOMATIC STABILISERS, MARK 2							
AMPLIFIER UNITS:—							
27	Type A	Vulcan 1	NDN.457	2	A	..
69	Type B	Vulcan 1	NDN.355	1	A	..
		Scimitar	Naval aviation only				
536	Type H	Hunter 8, Javelin T3, 7, 8, 9 Victor 1 and 2	ND.457	1	A	..
537	Type J	Canberra PR.9	ND.355	1	A	..
545	Type K	Victor 1	Supersedes Ref. No. 150 ..		1	A	..
	Spares:—		For Ref. Nos.:—				
51	Amplifier, magnetic, Type A ..		27 (1), 536 (1)	NDN.458/1	—	A	..
115	Amplifier, magnetic, Type B ..		69 (1), 537 (1)	NDN.282	—	A	..
73	Bracket, relay		27 (1), 69 (1), 536 (1), 537 (1)	NDN.457/216	—	C	..
568	Brush, springs		536 (1)	65-38A	—	C	..
220	Capacitor, 6 mfd., 25 volts, D.C. ..		545 (2)	STC.472/LWA/3	—	C	..
—	Capacitor, fixed, paper, dielectric, tubular, metal case, insulated, 0.5 mfd. 350 volts		27 (3), 69 (3), 536 (3), 537 (3), 545 (3), Reference 10C/0115511		—	—	—
—	Carrier, fuse		27 (1), 69 (1), 536 (1), 537 (1). Reference 10H/0590101.		—	—	—
—	Carrier, fuse		545 (1). Reference 10H/0590171		—	—	—
155	Clip assembly		27 (4), 69 (4), 536 (4), 537 (4). Comprising: Clips, Pins, slide-ways, washers.	NDN.692/207 to 210	—	C	set
196	Coil and core assy.		69 (1). Naval aviation only ..		—	C	each
217	Fastener, D.Z.U.S.		545 (2)	X.S.39-1	—	C	set

RESTRICTED

RESTRICTED

AUTOMATIC STABILISERS, MAJOR COMPONENTS, SERVICING SPARES AND TOOLS
SECTION 6S—cont.

1	2	3	4	5	6	7	8
AUTOMATIC STABILISERS, MARK 2—cont.							
AMPLIFIER UNITS—cont.							
Spares—cont.							
—	Fuse holder		For Ref. Nos.: — 545 (1)	Reference: — 10H/0590100	—	—	—
—	Fuse unit		545 (1)	10H/0590170	—	—	—
—	Fuse, Type 21		27 (1) 69 (1) 536 (1), 537 (1)		—	—	—
			(545 (1)	10H/11718			
—	Link, fuse		545 (1)	10H/0590112	—	—	—
—	Plug, elect, sealed, M.4, fixed, 4 pole..		27 (1) 69 (1), 536 (1) 537 (1)		—	—	—
			545 (1)	10H/0560070			
116	Relay, polarised, sealed, Type B ..		27 (1) 69 (1) 536 (1) 537 (1)		T.M.C. Type 5, H.M.—19A.	A	each
197	Socket, polarised, relay		69 (1) Naval		T.M.C. Type S.M.	C	"
	Sockets, elect., fixed:—						
	Pole size position			Reference: —			
—	3 1 0		27 (1) 69 (1) 536 (1) 537 (1)		—	—	—
			545 (1)	10H/0560240			
—	6 1 1		27 (1) 69 (1) 536 (1) 537 (1)		—	—	—
			545 (1)	10H/0560261			
—	6 1 2		27 (1) 69 (1) 536 (1) 537 (1)		—	—	—
			545 (1)	10H/0560262			
—	12 2 0		27 (1) 69 (1) 536 (1)		—	—	—
			537 (1) 545 (1)	10H/0560330			
—	12 2 1		27 (1) 69 (1) 536 (1)		—	—	—
			537 (1) 545 (1)	10H/0560331			
—	12 2 2		27 (1) 69 (1) 536 (1)		—	—	—
			537 (1) 545 (1)	10H/0560332			
—	12 2 3		545 (1)	10H/0560333		—	—
565	Suppressor assy.		536 (1) 545 (1)		NDN.457/5	—	each
566	Transformer assy. (circuit REFTT) ..		536 (1) 545 (1)		NDN.1910	—	—
567	Transformer assy. (circuit REFTN) ..		536 (1) 545 (1)		NDN.1911	—	—
148	Transformer assy. mag. amp.		27 (1) 69 (1) 536 (1) 537 (1) ..		IN.21956	—	—
195	Transformer		27 (3) 69 (3) 536 (3) 537 (3)		IN.21957	—	—
			545 (3).			C	"
221	Transformer, mag. amp.		545 (1)		NDN.356	—	—

RESTRICTED

5

RESTRICTED

AUTOMATIC STABILISERS, MAJOR COMPONENTS, SERVICING SPARES AND TOOLS

SECTION 6S—cont.

1	2	3	4	5	6	7	8
	AUTOMATIC STABILISERS, MARK 2—cont.						
	AMPLIFIER UNITS—cont.						
	Spares—cont.		For Ref. Nos.:	Reference:			
—	Washers, panel mounting Medium		27 (3) 69 (3) 536 (3)		—	—	—
—	Small		537 (3) 545 (4) 10H/0970050 27 (4) 69 (4) 536 (4) 537 (4) 545 (2) 10H/0970049		—	—	—
	MOUNTINGS:—						
43	Amplifier unit, Type A		Common to all systems except Victor elect. hydro system.	NDN.653	1	C	each
	Spares:—						
95	Gasket, rubber	NDN.643/202	1	C	"
549	Spring clip		2	C	pair
151	Amplifier unit, Type B	Victor 1	Elect. hydro system	NDN.420	1	B	each
	Spares:—						
222	Strip, rubber	NDN.420/7	2	C	"
41	Phase advance unit, Type A		Common to all aircraft except Valiant and Victor with elect. hydro system.	NDN.654	1	C	"
	Spares:—						
551	Spring clip	Valiant, Victor 1		2	C	pair
121	Phase Advance unit, Type B		Elect. hydro system	NDN.674	1	C	each
	Spares:—						
552	Spring clip		2	C	pair
42	Slave relay unit		All aircraft except Victor elect. hydro system.	NDN.655	1	C	each
	Spares:—						
550	Spring clip		2	C	pair
50	BRACKET, supporting	Hunter 6 T.7 and 8.	NDN.661	1	C	each
194	CONTACTOR, airspeed	Javelin, 7, 8 and T.3.		1	—	—

RESTRICTED

RESTRICTED

AUTOMATIC STABILISERS, MAJOR COMPONENTS, SERVICING SPARES AND TOOLS
SECTION 6S—cont.

1	2	3	4	5	6	7	8
	AUTOMATIC STABILISERS, MARK 2—cont.						
—	GYRO UNIT, Type A		Ref. No. 1		1	—	—
	MONITOR UNITS:—						
40	Type B	Hunter 6, 7, and 8	NDN.668	1	Δ	each
60	Type C	Javelin, 7, 8 9, and T.3.	NDN.791	1	Δ	"

RESTRICTED

RESTRICTED

6a

AUTOMATIC STABILISERS, MAJOR COMPONENTS, SERVICING SPARES AND TOOLS

SECTION 6S—cont.

1	2	3	4	5	6	7	8
AUTOMATIC STABILISERS, MARK 2—cont.							
MONITOR UNITS—cont.							
64	Type D	Valiant	NDN.674	1	A	each
89	Type F	Canberra 9	NDN.678	1	A	"
118	Type H	Scimitar	Naval aviation		1	A	"
153	Type I	Victor 1	Elec. hydro. system	NDN.783	1	A	"
Accessories:—							
218	Case, transit		1	A	"
PHASE ADVANCE UNITS:—							
37	Type B	Hunter 6, 7, 8	NDN.623	1	A	"
59	Type C	Javelin	NDN.794	1	A	"
63	Type D	Valiant	NDN.512	1	A	"
88	Type F	Canberra 9	NDN.472	1	A	"
91	Type G	Victor 1, 2	All electric system	NDN.513	1	A	"
117	Type H	Scimitar	Naval aviation only		1	A	"
152	Type I	Victor 1	Elect. hydro system	NDN.492	1	A	"
Spares:—							
Capacitors:—							
—	0.1 mfd. ± 25%		For Ref. Nos:		—	—	—
120	10 mfd.		37(2) Reference 10C/0115627		—	—	—
131	32 mfd.		88(1)		—	C	each
128	50 mfd.		63(1)	CE.11CR.	—	C	"
158	100 mfd.		59(1) 88(1)	CE.18BR	—	C	"
157	250 mfd.		63(1) 152(1)	CE.26CR	—	C	"
—	500 mfd.		59(1) 88(1)	CE.10CR	—	C	"
—	Clip assembly		37(2) 59(1) 63(3) 88(1) 91(2) 152(3) Ref. No. 84.		—	—	—
209	Condenser, 5 mfd.		37(2) 59(2) 63(2) 88(2) 91(2) 152(2) Ref. No. 155.		—	—	—
—	Plugs, elect, fixed, 12 pole, size 2, position 1.		117(1) Naval aviation only ..	CE.30CRA	1	A	each
—	Relay, magnetic		37(1) 59(1) 63(1) 88(1) 91(1) 152(1) Reference 10H/0560151		—	—	—
—			37(2) Reference 10H/0530003		—	—	—

RESTRICTED

7

RESTRICTED

AUTOMATIC STABILISERS, MAJOR COMPONENTS, SERVICING SPARES AND TOOLS

SECTION 6S—cont.

1	2	3	4	5	6	7	8
	AUTOMATIC STABILISERS, MARK 2—cont.						
	PHASE ADVANCE UNITS—cont.						
	Spares—cont.		For Ref. Nos:—	Reference:—			
	Resistors, fixed, grade 1, insulated:—						
—	160 ohms ± 5%	88(1)	10W/0219057	—	—	—
—	270 ohms ± 1%	37(1)	10W/0219470	—	—	—
—	270 ohms ± 2%	97(1)	10W/0219473	—	—	—
—	680 ohms ± 1%	37(1) 91(1)	10W/0219530	—	—	—
—	1 K.ohm ± 5%	152(1)	10W/0219114	—	—	—
—	1.2 K. ohms ± 5%	88(1)	10W/0219120	—	—	—
—	1.3 K. ohms ± 5%	88(1) 152(1)	10W/0219123	—	—	—
—	1.5 K. ohms ± 5%	59(1) 63(1)	10W/0219126	—	—	—
—	1.8 K. ohms ± 5%	59(1) 63(1)	10W/0219132	—	—	—
—	2 K. ohms ± 5%	59(1) 63(1)	10W/0219135	—	—	—
			88(1) 152(1)				
—	2.2 K. ohms ± 5%	152(1)	10W/0219138	—	—	—
—	3.3 K. ohms ± 5%	37(1) 91(1)	10W/0219148	—	—	—
—	3.6 K. ohms ± 5%	37(1)	10W/0219151	—	—	—
—	3.9 K. ohms ± 5%	63(1)	10W/0219156	—	—	—
—	4.3 K. ohms ± 5%	88(1)	10W/0219159	—	—	—
	Resistors, fixed, grade 2, insulated:—						
—	68 ohms ± 10%	37(1)	10W/0221088	—	—	—
—	820 ohms ± 10%	91(1)	10W/0221228	—	—	—
—	1 K. ohm ± 10%	37(1) 91(1)	10W/0222004	—	—	—
—	3.3 K. ohms ± 10%	37(1)	10W/0222067	—	—	—
	Resistor, fixed wire wound:—						
—	150 ohms ± 1%	Reference 10W/0245242	37(4)	Welwyn IAW32111	—	C each
			59(4) 63(4) 88(1) 91(4) 152(4)				
—	Socket, elect., fixed, 12 pole, size 2, position O.		59(1) 63(1) 88(1) 152(1)	Reference 10H/0560330	—	—	—
210	String, flexible, 0.040 P.V.C.		117	Naval aviation only	—	—	—
—	Washer, panel mounting, medium		59(2) 63(2) 88(2) 91(2) 152(2)	Reference:— 10H/0970050	½ yd.	—	yd.

RESTRICTED

RESTRICTED

AUTOMATIC STABILISERS, MAJOR COMPONENTS, SERVICING SPARES AND TOOLS

SECTION 6S—*cont.*

1	2	3	4	5	6	7	8
AUTOMATIC STABILISERS, MARK 2—<i>cont.</i>							
	PITCH STABILISERS:—	Javelin, 8 and 9					
441	Actuator			AWE/120/10	2	A	each
293	Box, junction (J.B.24)			GA5—45—3859	1	C	"
294	Box, junction (J.B.25)			GA5—45—3868	2	C	"
291	Box, relay			GA5—45—3946	1	C	"
288	Mark space, control unit			AWE/143/9	1	A	"
442	Potentiometer			AWE/189/1	2	A	"
290	Switch, pilot			GA5—80—2342	1	C	"
	Spares:—		For Ref. Nos.:—				
540	Bracket (Pot. to actuator)		442 (1)		—	C	"
541	Cap, cover		288 (1)		—	C	"
542	Clip, retaining, wafer assy.		288 (1)		—	C	"
539	Pin, hinge (securing Pot to acuator)		442 (1)		—	C	"
538	Union, banjo		441 (1)		—	C	"
—	PLATE, switch, Type A		Ref. No. 70		—	—	—
	SERVOMOTORS:—						
48	Type B and Trim actuator	Hunter 6, 7 8,		NDN.621	1	A	each
62	Type C	Valiant		NDN.475	1	A	"
90	Type E	Canberra 9		NDN.471	1	A	"
93	Type F	Victor 1	All electric	NDN.514	1	A	"
96	Type G	Scimitar	Naval aviation only		1	A	"
170	Type H	Javelin, 7, 8, 9, and 13.		NDN.489	1	A	"
229	Type I	Scimitar	Naval Aviation only. Supersedes Ref. No. 96.		1	A	"
	Spares:—		For Ref. Nos.:—				
202	Brush		96(2)	Naval..	—	C	"
204	Eye-end sub-assembly		96(1)	Naval..	—	C	"
576	Gasket, cover		96(1) 229(1)	Naval avia- tion only.	—	C	"
168	Gasket, rubber		62(1)		—	C	"
178	Gasket, rubber		93(1)		—	C	"
				NDN.475/214			
				NDN514/216			

RESTRICTED

RESTRICTED

AUTOMATIC STABILISERS, MAJOR COMPONENTS, SERVICING SPARES AND TOOLS

SECTION 6S—cont.

1	2	3	4	5	6	7	8	
	AUTOMATIC STABILISERS, MARK 2—cont.							
	SERVOMOTORS—cont.							
	Spares—cont.		For Ref. Nos. :—					
284	Gasket, rubber		90(1)	NDN.471/204	—	C	each	
80	Gasket, rubber, cover plate		48(1)	NDN.621/221	—	C	"	
285	Gasket, rubber, top plate		170(1)	NDN.489/232	—	C	"	
165	Limit switch assembly		48(1) 90(1) 93(1)	NDN.621/9	—	C	"	
81	Limit switch assembly		48(1) Trim actuator	NDN.621/26	—	C	"	
181	Limit switch assembly		62(1)	NDN.475/7	—	C	"	
208	Limit switch assembly		96(1) Naval	NDN.370/5	—	C	"	
225	Limit switch assembly		170(1)	NDN.489/5	—	C	"	
205	Locknut		96(1) Naval	NDN.370/202	—	C	"	
198	Motor and pinion assy.		96(1) Naval	NDN.370/14	—	C	"	
177	Motor and pinion assy. slipping clutch		48(1) 90(1) 170(1)	NDN.475/9	—	A	"	
154	Motor and pinion assy. slipping clutch		62(1) Motor elect.	NDN.475/9	—	A	"	
175	Motor and pinion assy. slipping clutch		93(1) Motor elect.	NDN.514/12	—	A	"	
82	Motor P.M.I.A. (Special)		48(1) Motor elect.	NDN.621/245	—	A	"	
199	Pinion		96(1) Naval	NDN.370/213	—	C	"	
206	Pin, pivot		96(1) Naval	NDN.370/204	—	C	"	
87	Plate cover assy.		48(1)	NDN.621/11	—	B	"	
167	Plug assy., special, 6-pin		48(1) 62(1)	NDN.621/15	—	C	"	
—	Plug, elect., sealed, M.4, 6-pole		90(1) 93(1) Reference 10H/0560080		—	—	—	
—	Plug, elect., sealed, M.4, 12-pole		170(1) Reference 10/H0560050		—	—	—	
200	Potentiometer		96(1) Naval	NDN.370/236	—	C	each	
161	Potentiometer, D.C. pick-off		48(1)	NDN.621/7	—	C	"	
172	Potentiometer, D.C. pick-off		62(1)	NDN.475/4	—	C	"	
174	Potentiometer, D.C. pick-off		90(1) 93(1) 170(1)	NDN.514/9	—	C	"	
173	Rod, limit switch		48(1) Trim actuator	NDN.621/270	—	C	"	
569	Sleeve, contact		93(1)		—	C	"	
119	Socket, special		48(1) Trim actuator	IN.709	—	C	"	
226	Solenoid assembly		170(1)	NDN.489/23	—	C	"	
203	Washer, tab		96(1) Naval	NDN.370/290	—	C	"	
201	Wiper		96(1) Naval	NDN.240/211	—	C	"	

RESTRICTED

RESTRICTED

AUTOMATIC STABILISERS, MAJOR COMPONENTS, SERVICING SPARES AND TOOLS
SECTION 6S—cont.

1	2	3	4	5	6	7	8
	AUTOMATIC STABILISERS, MARK 2—cont.						
	SERVOMOTORS—cont.						
	Spares—cont.		For Ref. Nos.:—				
223	Wiper, potentiometer		62(1)	NDN.475/230	—	C	each
224	Wiper, potentiometer		48(1) 90(1) 93(1) 170(1)	NDN.489/226	—	C	„
207	Yoke		Naval aviation only	NDN.370/203	—	C	„

RESTRICTED

10a

RESTRICTED

AUTOMATIC STABILISERS, MAJOR COMPONENTS, SERVICING SPARES AND TOOLS
SECTION 6S—cont.

1	2	3	4	5	6	7	8
	AUTOMATIC STABILISERS, MARK 2—cont.						
	SLAVE RELAY UNITS:—						
33	Type A		All systems except Victor elec. hydro.	NDN.459	1	A	each
	Spares:—						
	Capacitors, fixed, paper dielectric, tubular, metal case, insulated:—						
—	1 mfd.		Reference 10C/0115570 ..		1	—	—
—	2 mfd.		Reference 10C/0115572 ..		1	—	—
—	Clip assembly		Ref. No. 155		2	—	—
76	Nut, extension, 4 B.A.	NDN.459/215	2	C	each
77	Nut, extension, 6 B.A.	NDN.459/216	2	C	—
—	Plug, M4, fixed, female shell ..		Reference 10H/0560080 ..		1	—	—
160	Rectifier	Westing House T14DI-U458	2	C	each
179	Relay, S.T.C. midget (selected)	S.T.C. 4190 N.D.	2	C	—
	Resistors, fixed, composition, Grade 2, insulated:—						
—	47 ohms		Reference 10W/0221067 ..		1	—	—
—	1·8 K ohms		Reference 10W/0222037 ..		1	—	—
—	3·3K ohms		Reference 10W/0222067 ..		2	—	—
—	Resistor, fixed, w.w., 5 ohms, 12 watts.		Ref. No. 30		1	—	—
159	Resistor, pre-set, 300 ohms \pm 10%		Arc. Dev. Drg. No. 325	1	C	each
—	Socket, sealed, M4, fixed, female shell		Reference 10H/0560260 ..		1	—	—
—	SWITCH UNIT	All systems	Ref. No. 53		1	—	—
120	TRANSDUCER UNIT, Type A	Victor I	Elec. hydro system	NDN.156/100	1	A	each

RESTRICTED

11

RESTRICTED

AUTOMATIC STABILISERS, MAJOR COMPONENTS, SERVICING SPARES AND TOOLS

SECTION 6S—cont.

1	2	3	4	5	6	7	8
	FLIGHT STABILITY AID SYSTEMS						
	ACCELEROMETER ASSEMBLY:— ..	Victor B.2				
	Comprising:—						
—	Auto-accelerometer, Type B		Ref. No. 193		1	—	—
313	Test-unit, mach trim	NDN.1092	1	A	each
	Spares:—						
—	Indicator, magnetic, 24 volt		Reference 5CZ/5073		2	—	—
389	Indicator, servo, position	NDN.1092/210	1	C	each
—	Plug, elect., fixed, 12 pole, size 2, position 1.		Reference 10H/0560151		1	—	—
—	Resistors, fixed:—						
—	3.3 K. ohms, 1/2 watt ± 5%		Reference 10W/0219150		1	—	—
—	30 K. ohms, 1/4 watt ± 1%		Reference 10W/0216316		1	—	—
—	Socket, elect., free, 3 pole, size 1, position 2.		Reference 10H/0560100		1	—	—
—	Switch, bush-button		Reference 10F/1786		3	—	—
	AMPLIFIER ASSEMBLY:—	Victor B.2.					
	Comprising:—						
300	Amplifier unit, yaw	NDN.1272	1	A	each
	Spares:—						
	Card assemblies:—						
326	A	NDN.1101	1	A	„
327	B	NDN.1102	1	A	„
328	C	NDN.1103	1	A	„
329	D	NDN.1104	1	A	„
330	E	NDN.1105	1	A	„
331	J	NDN.1107	1	A	„
339	Chassis assembly		C/w main card	NDN.1272/4	1	A	„
—	Fuse-link, 800 mA		Reference 10H/0590138		3	—	—
—	Fuse unit		Reference 10H/0590170		3	—	—
338	Plug, fixed, 32 way		Reference 10H/9998067	Cannon elect D.P.A. 32-51	1	C	each

RESTRICTED

RESTRICTED

AUTOMATIC STABILISERS, MAJOR COMPONENTS, SERVICING SPARES AND TOOLS

SECTION 6S—cont.

1	2	3	4	5	6	7	8
	FLIGHT STABILITY AID SYSTEMS—cont.						
	AMPLIFIER ASSEMBLY—cont.	Victor B 2					
	Comprising:—						
299	Mounting, amplifier	NDN.1270	1	A	each
	Spares:—						
—	Cap, protective, fixed, large		Reference 10H/0970057		1	—	—
—	Fastener, D.Z.U.S.		Reference 28FP/144	Europe A3-25	2	C	each
—	Plug, elect., sealed, M4, fixed, 6 pole		Reference 10H/0560582		1	—	—
—	Relay, miniature, S.T.C.		Reference 10F/0530473		2	—	—
—	Socket, D.Z.U.S.		Reference 28FP/325	Europe S3-17S	2	C	each
	Sockets, elect., fixed:—						
	Poles Position size		Reference:—				
—	4 0 1		10H/0560250		1	—	—
—	6 0 1		10H/0560260		1	—	—
—	6 1 1		10H/0560261		1	—	—
—	6 3 1		10H/0560263		1	—	—
—	12 1 2		10H/0560331		1	—	—
—	18 0 3		10H/0560370		1	—	—
—	18 1 3		10H/0560371		1	—	—
—	18 2 3		10H/0560372		1	—	—
—	18 3 3		10H/0560373		1	—	—
—	25 1 3		10H/0560381		1	—	—
—	25 2 3		10H/0560382		1	—	—
333	32		10H/9992325	Cannon elect.	4	C	each
				D.P.A.—32-33S			
—	Type 842, 8-pole		20889		2	—	—
—	Type 1703, 15 pole		22230		1	—	—
	AMPLIFIER ASSEMBLY, MACH TRIM:	Vulcan B 2					
	Comprising:—						
266	Accelerometer unit, Type D	A. V. Roe, V.9655	2	A	each

RESTRICTED

RESTRICTED

AUTOMATIC STABILISERS, MAJOR COMPONENTS, SERVICING SPARES AND TOOLS
SECTION 6S—cont.

1	2	3	4	5	6	7	8
	FLIGHT STABILITY AID SYSTEMS—cont.						
	AMPLIFIER ASSEMBLY, MACH TRIM	Vulcan B 2					
	<i>—cont.</i>						
	Comprising— <i>cont.</i>						
264	Amplifier, mach trim	NDN.1004	2	A	each
	Spares:—						
268	Amplifier, mag. (main)	NDN.1006	1	CS	"
267	Amplifier, mag. (Pre.)	NDN.1005	1	CS	"
—	Capacitor, 25 mfd., 50-volt		Reference 10C/0145297		1	CS	"
—	Fastener, D.Z.U.S.		Reference 28FP/1200973	Europe. AJ4-45	2	C	each
—	Fuse unit, panel mounting		Reference 10H/0590170		2	—	—
—	Fuse, 2.5 amp.		Reference 10H/19881	Belling Lee L.562	1	C	each
—	Fuse, 7 amp.		Reference 10H/18613	Belling Lee L.562	1	C	"
348	Plug, fixed, 32 way	NDN.1004/213	1	—	—
—	Rectifier, silicon, diode		Reference 10CV/7015	ZR.21	2	C	each
—	Relay, polarised, sealed, Type B		Ref. No. 116		1	—	—
—	Relay, S.T.C. miniature		Reference 10F/0530473		3	—	—
—	Resistors, fixed:—						
—	5 ohms, 12 watt (w.w.)		Ref. No. 30		1	—	—
—	150 ohms, 2 watt, $\pm 1\%$		Reference 10W/0245242		2	—	—
—	1 K. ohm, 6 watt (w.w.)		Reference 10W/0113320		2	—	—
347	Socket, fixed, 15-way		(mag amp)	NDN.457/7	2	C	each
—	Socket, Type 842		Reference 10H/20889		3	—	—
409	Transformer, mag. amp.	NDN.168/51	2	C	each
279	Transformer, power supply	NDN.1010	1	C	"
265	Comparator	NDN.1355	2	A	"
—	Spares:—						
—	Fastener, D.Z.U.S.		Reference 28FP/9430917	AJ4-40	2	C	"
—	Plug, fixed, 32-way		Ref. No. 348		1	—	—
—	Rectifier, silicon, diode, 150 volt, max. 250 mA.		Reference 10CV/5124	STC.RS.22A	2	C	each
393	Relay, 4-pole, double throw	Diamond 'H' Ltd. R.210C, 3P-1.	3	C	"

RESTRICTED

RESTRICTED

AUTOMATIC STABILISERS, MAJOR COMPONENTS, SERVICING SPARES AND TOOLS
SECTION 6S—cont.

1	2	3	4	5	6	7	8
	FLIGHT STABILITY AID SYSTEMS—cont.						
	AMPLIFIER ASSEMBLY, MACH TRIM	Vulcan B 2					
	<i>—cont.</i>						
	<i>Comprising—cont.</i>						
	Comparator—cont.						
	<i>Spares—cont.</i>						
300	Ring, synthetic rubber		Ref. 52W/6736	Hall & Hall OS 19	3	e	each
394	Socket, relay, ceramic		With special screws	Diamond 'H' Ltd. R.101-PS	3	C	"
263	Mounting, amplifier	NDN.1354	1	A	"
	<i>Spares:—</i>						
422	Bracket		For Ref. No. 421	Brown, A.C.S. 607/0	2	C	"
421	Chain, retaining		3 in. per rack	Brown A.C.S. 607	2	C	"
—	Fastener, D.Z.U.S.		Reference 28FP/9430917		2	—	—
—	<i>Plugs, elect. fixed:—</i>						
—	4-pole, M.4		Reference 10H/0560571		1	—	—
—	4-pole, 2 position		Reference 10H/0560572		1	—	—
—	<i>Sockets, elect., fixed:—</i>						
	<i>Poles Position Size</i>		<i>Reference:—</i>				
—	4	1	10H/0560251	1	—	—
—	12	0	10H/0560330	1	—	—
—	18	1	10H/0560371	1	—	—
—	18	2	10H/0560372	1	—	—
—	25	1	10H/0560381	1	—	—
—	25	5	10H/0560385	1	—	—
—	32	Ref. No. 322 10H/9992325	4	—	—
—	Spring, D.Z.U.S.		Reference 28FP/9430916	Europa, Type 54-200	8	C	each
269	Relay unit, slave	NDN.1009	2	A	"
	<i>Spares:—</i>						
	<i>Capacitors, fixed:—</i>						
—	1 mfd., 250 volts $\pm 25\%$		Reference 10C/0115570		1	—	—
—	2 mfd., 150 volts $\pm 25\%$		Reference 10C/0115572		1	—	—

RESTRICTED

15

RESTRICTED

AUTOMATIC STABILISERS, MAJOR COMPONENTS, SERVICING SPARES AND TOOLS

SECTION 6S—cont.

1	2	3	4	5	6	7	8
	FLIGHT STABILITY AID SYSTEMS—cont.						
	AMPLIFIER ASSEMBLY, MACH TRIM	Vulcan B 2					
	—cont.						
	Comprising—cont.						
	Relay unit, slave—cont.						
	Spares—cont.						
420	Clamp assembly, relay		C/w D.Z.U.S. fasteners	NDN.899/7	1	Ⓒ	each
—	Plug, elect., fixed, 18-pole		Reference 10H/0560190		1	—	—
—	Rectifier		Ref. No. 160		2	—	—
—	Relay, S.T.C. miniature		Ref. No. 179		2	—	—
—	Resistors, fixed:—						
—	5 ohms, 12 watt (w.w.)		Ref. No. 30		1	—	—
—	47 ohms, ¼ watt		Reference 10W/0221068		1	—	—
—	1.8 K ohms, ¾ watt		Reference 10W/0222037		1	—	—
—	3.3 K ohms, ¼ watt		Reference 10W/0222067		2	—	—
—	Resistor, pre-set, 300 ohms, ± 10% 5 watt.		Ref. No. 159		1	—	—
—	Socket, elect., fixed, 12 pole, size 2, position 0.		Reference 10H/0560330		1	—	—
—	Socket, Type 842		Reference 10H/20889		2	—	—
	AMPLIFIER ASSEMBLY, PITCH/YAW:—	Vulcan B 2					
	Comprising:—						
253	Amplifier, pitch, Type B	NDN.890	4	A	each
	Spares:—						
255	Amplifier, magnetic, Type K	NDN.893	1	A	..
390	Block, capacitor	NDN.890/18	1	C	..
411	Capacitor, electrolytic, tantulum 25 mfd. 25 volts		Stan. Tel. 472 LWA/1060A.	3	C	..
—	Capacitor, electrolytic, 25 mfd., 50 volt		Reference 10C/0145292		1	—	—
—	Fastener, D.Z.U.S.		Reference 28FP/1200973		2	—	—
—	Fuse, Type 21		Reference 10H/11718		1	—	—
—	Fuse unit, panel mounting		Reference 10H/0590160		1	—	—
408	Plate, relay	NDN.890/246	1	C	each

RESTRICTED

RESTRICTED

AUTOMATIC STABILISERS, MAJOR COMPONENTS, SERVICING SPARES AND TOOLS

SECTION 6S—cont.

1	2	3	4	5	6	7	8
	FLIGHT STABILITY AID SYSTEM—cont.						
	AMPLIFIER ASSEMBLY, PITCH/YAW	Vulcan B 2					
	<i>—cont.</i>						
	Comprising— <i>cont.</i>						
	Amplifier, pitch, Type B—cont.						
	Spares— <i>cont.</i>						
—	Plug, fixed, 32 way		Ref. No. 348		1	—	—
—	Rectifier, silicon diode		Reference 10CV/7015		2	—	—
—	Relay, polarised, Type B		Ref. No. 116		1	—	—
	Resistors, fixed:—						
—	150 ohms, 2 watt $\pm 1\%$		Reference 10W/0245242		2	—	—
—	470 ohms, $\frac{1}{2}$ watt		Reference 10W/0219507		1	—	—
—	560 ohms, $\frac{1}{4}$ watt		Reference 10W/0219519		2	—	—
—	1.8 K ohms, $\frac{1}{4}$ watt, $\pm 1\%$		Reference 10W/0219591		1	—	—
—	Socket, fixed, 15 way (mag amp)		Ref. No. 347		1	—	—
—	Transformer (mag amp)		Ref. No. 409		1	—	—
—	Transformer, power supply		Ref. No. 279		1	—	—
254	Amplifier, yaw, Type B..	NDN.892	2	A	each
	Spares:—						
—	Amplifier, magnetic, Type K		Ref. No. 255		1	—	—
—	Block, capacitor (Power factor correction).		Ref. No. 390		1	—	—
—	Capacitor, electrolytic, 25 mfd, 50 volt		Reference 10C/0145292		1	—	—
—	Capacitor, 50 mfd., 25 volt		Ref. No. 84		4	—	—
—	Fastener, D.Z.U.S.		Reference 28FP/1200973		2	—	—
—	Fuse, Type 21		Reference 10H/11718		1	—	—
—	Fuse unit, panel mounting		Reference 10H/0590100		1	—	—
341	Plate, relay		1	C	each
—	Plug, fixed, 32-way		Ref. No. 348		1	—	—
—	Rectifier, silicon diode		Reference 10CV/7015		2	—	—
—	Relay, polarised, Type B		Ref. No. 116		1	—	—
	Resistors, fixed:—						
—	150 ohms, $\pm 1\%$		Reference 10W/0245242		2	—	—


RESTRICTED

17

RESTRICTED

AUTOMATIC STABILISERS, MAJOR COMPONENTS, SERVICING SPARES AND TOOLS

SECTION 6S—cont.

1	2	3	4	5	6	7	8
	FLIGHT STABILITY AID SYSTEMS—cont.						
	AMPLIFIER ASSEMBLIES, PITCH/YAW	Vulcan B 2					
	—cont.						
	Comprising—cont.						
	Amplifier, Yaw, Type B—cont.						
	Spares—cont.						
	Resistors, fixed—cont.						
—	560 ohms, $\frac{1}{4}$ watt		Reference 10W/0219519		1	—	—
—	1 K ohm, $\frac{1}{4}$ watt		Reference 10W/0219555		1	—	—
—	2.2 K ohms, $\frac{1}{4}$ watt		Reference 10W/0219603		1	—	—
359	Resistor, pre-set, 5 K ohms, 1 watt			1	C	each
—	Socket, fixed, 15 way		Ref. No. 347		1	—	—
—	Transformer, mag. amp		Ref. No. 409		1	—	—
—	Transformer, power supply		Ref. No. 279		1	—	—
252	Comparator, pitch	NDN.889	1	A	each
	Spares:—						
403	Capacitor, electrolytic, 5 mfd, 50 volt		Tel. Cond. T.C.C. CE.750	4	C	„
—	Diode, silicon		Reference 10CV/7040	Mullard OA.202	4	C	„
401	Diode, silicon, Zenner	Mullard DAZ.204	12	C	„
—	Fastener, D.Z.U.S.		Reference 28FP/1200973		2	—	—
—	Plugs, fixed, 32-way		Ref. No. 348		1	—	—
—	Rectifier, silicon, low power		Reference 10CV/5124		4	—	—
—	Relay, 4-pole, double throw		Ref. No. 393		1	—	—
400	Relay, polarised, plug-in type	Ericsson, JDN 29895.A1	6		each
—	Resistor, fixed, comp. insulated:—						
—	22 ohms, $\frac{1}{4}$ watt, $\pm 10\%$		Reference 10W/221025		4	—	—
—	Resistors, fixed, wire wound:—						
—	22 K ohms, 3 watt		Reference 10W/0113280	Welwyn AW.3115	1	C	each
—	68 K ohms, 3 watt		Reference 10W/0113292	Welwyn AW.2115	1	C	„
—	100 K ohms, 3 watt		Reference 10W/0113296	Welwyn AW.3115	1	C	„
—	Ring, synthetic rubber		Ref. No. 399		4	—	—

RESTRICTED

RESTRICTED

AUTOMATIC STABILISERS, MAJOR COMPONENTS, SERVICING SPARES AND TOOLS

SECTION 6S—cont.

1	2	3	4	5	6	7	8
	FLIGHT STABILITY AID SYSTEMS—cont.						
	AMPLIFIER ASSEMBLY, PITCH/YAW	Vulcan B 2					
	<i>—cont.</i>						
	Comprising— <i>cont.</i>						
	Comparator, pitch—cont.						
	Spares— <i>cont.</i>						
—	Socket, relay, ceramic		Ref. No. 394		4	—	—
—	Socket, relay, polarised		Reference 6C/1865		6	—	—
—	Transistor		Reference 10CV/7117	Mullard OC.203	4	C	each
251	Mounting, amplifier, pitch/yaw ..			NDN.1224	1	A	"
	Spares:—						
—	Fastener, D.Z.U.S.		Reference 28FP/9430917 ..		5	—	—
398	Grommet, D.Z.U.S.		" " 28FP/9430915 ..		5	C	each
	Plugs, elect., fixed:—		Reference:—				
—	4-pole, M4, sealed		10H/0560571		1	—	—
—	4-pole, M4, sealed		10H/0560574		1	—	—
—	4-pole, size 1, position 2		10H/0560572		1	—	—
—	4-pole, size 1, position 3		10H/0560573	Standard Tel. RS.	1	—	—
				21A.			
—	Rectifier, silicon, low power ..		Reference 10CV/7021		4	C	each
—	Relay, 4-pole, double throw ..		Ref. No. 393		8	—	—
—	Ring, synthetic rubber		Ref. No. 399		8	—	—
	Sockets, elect. fixed:—						
	Poles Position Size		Reference:—				
—	12 0 2		10H/0560330		1	—	—
—	12 1 2		10H/0560331		1	—	—
—	12 2 2		10H/0560332		1	—	—
—	12 3 2		10H/0560333		1	—	—
—	12 4 2		10H/0560334		1	—	—
—	12 5 2		10H/0560335		1	—	—
—	25 0 3		10H/0560380		1	—	—
—	25 1 3		10H/0560381		1	—	—
—	25 2 3		10H/0560382		1	—	—
—	25 3 3		10H/0560383		1	—	—
—	32		Ref. No. 399 10H/9992325		7	—	—

RESTRICTED

RESTRICTED

AUTOMATIC STABILISERS, MAJOR COMPONENTS, SERVICING SPARES AND TOOLS

SECTION 6S—cont.

1	2	3	4	5	6	7	8
	FLIGHT STABILITY AID SYSTEMS—cont.						
	AMPLIFIER ASSEMBLY, PITCH/YAW	Vulcan B 2					
	—cont.						
	Comprising—cont.						
	Mounting, amplifier, pitch/yaw—cont.						
	Spares—cont.						
—	Socket, relay, ceramic		Ref. No. 394		8	—	—
—	Spring, D.Z.U.S.		Reference 28FP/9430916 ..		19	—	—
	DATA-FLIGHT UNIT ASSEMBLY ..	Victor B 2					
	Comprising:—						
307	Data flight unit	NDN.1278	1	A	each
	Spares:—						
276	Amplifier unit, magnetic, Type L ..		Powered monitor types ..	NDN.1016	2	A	"
561	Clip, Pitot Input Tube	NDN.1278/225	1	C	"
—	Fuse-link, 800 mA		Reference 10H/0590138 ..		5	—	—
—	Fuse unit		Reference 10H/0590170 ..		4	—	—
368	Fuse, 500 mA		1	C	each
364	Monitor unit, airspeed	NDN.1283	1	A	"
363	Monitor unit, height	NDN.1282	1	A	"
361	Pitot unit	NDN.1280	1	A	"
562	Plate, clamp, pitot and static unit	NDN.946/233	1	C	"
563	Plate, clamp, pitot and static unit	NDN.946/234	1	C	"
—	Plug, elect., 25-pole, size 3, position 1		Reference 10H/0560201 ..		1	—	—
	Sockets, fixed:—						
—	14-way		Reference 10H/9995807 ..	Electro methods:—	2	C	each
—	18-way		Reference 10H/0122844 ..	MRE-145-6	2	C	"
362	Static unit	MRE-185-6	1	A	"
365	Transformer (mag amp.)	NDN.1281	2	C	"
559	Tube, connecting (pitot and static units).		NDN.1284	1	C	"
			NDN.1278/214			

RESTRICTED

RESTRICTED

AUTOMATIC STABILISERS, MAJOR COMPONENTS, SERVICING SPARES AND TOOLS

SECTION 6S—cont.

1	2	3	4	5	6	7	8
	FLIGHT STABILITY AID SYSTEMS—cont.						
	DATA-FLIGHT UNIT ASSEMBLY—cont.	Victor B 2					
	Comprising—cont.						
	Data flight unit—cont.						
	Spares—cont.						
558	Tube assembly, flanged	NDN.1278/6	1	C	each
560	Tube, pivot input	NDN.1278/215	1	C	"
308	Tray, mounting	NDN.1295	1	A	"
	Spares:—						
547	Mounting, anti-vibration	CD/DPM/4	4	C	"
270	DATUM-SETTING UNIT..	Vulcan B 2	NDN.1352	1	A	"
	Spares:—						
—	Cover, eng. large		Reference 10H/0970057		4	—	—
—	Rectifier, silicon, diode, 150 volt max., 250 mA.		Reference 10CV/5124		2	—	—
	Resistors, fixed:—		Reference:—				
—	1 K. ohm		10W/0113320		5	—	—
—	8.2 K. ohms		10W/0219179		2	—	—
—	22 K. ohms		10W/0219209		2	—	—
427	33 K. ohms (w.w.)	} Painton P5306 or Welwyn AW.3115	2	C	each
428	47 K. ohms (w.w.)		2	C	"
	Resistors, pre-set:—						
—	100 ohms, 5 watt		Ref. No. 144		2	—	—
425	1 K. ohm, 5 watt		2	C	each
—	5 K. ohms, 5 watt		Ref. No. 145		4	—	—
426	15 K. ohms, 5 watt		4	C	each
—	Switch, toggle		Reference 10F/0510504		4	—	—
—	Switch, toggle, D.P.C.O.		Reference 10F/0510580		7	—	—

RESTRICTED

RESTRICTED

AUTOMATIC STABILISERS, MAJOR COMPONENTS, SERVICING SPARES AND TOOLS

SECTION 6S—cont.

1	2	3	4	5	6	7	8
	FLIGHT STABILITY AID SYSTEMS—cont.						
	GYRO ASSEMBLY:—	Victor B 2					
	Comprising:—						
241	Amplifier, gyro magnetic	NDN.869	2	A	each
	Spares:—						
—	Capacitor, 2.5 mfd., 100 volts D.C.		Reference 10C/0145326 ..	472/LWA/10SEA	1	C	"
—	Plug, 7-way		Reference 10H/0122839 ..	MKE.7 P.G.	1	C	"
—	Rectifier, silicon, 150 volts, max, 250 mA.		Reference 10CV/5124 ..		6	—	—
	Resistors, fixed:—						
—	1 K. ohm, 3 watt (w.w.) ..		Reference 10W/0113320 ..		1	—	—
—	8.2 K. ohms, ¼ watt, ± 5% ..		Reference 10W/0219179 ..		2	—	—
—	Resistor, pre-set, 5 K. ohms, 1 watt..		Ref. No. 359		1	—	—
240	Gyro unit, Type C	NDN.868	2	A	each
	Spares:—						
355	Cover assembly	NDN.868/8	2	C	"
356	Saddle, assembly		C/w cover clips	NDN.868/9	2	C	"
305	Mounting, gyro	NDN.1267	1	A	"
564	Mounting, gyro, Type B		Supersedes Ref. No. 305 on Con- version Victor Mod. 3780.		1	A	"
	Spares:—						
—	Plug, elect. fixed, 18 pole, size 3, position 5.		Reference 10H/0560195 ..		1	—	—
—	Socket, 7-way		Reference 10H/0122840 ..	MRE.7S	2	C	each
—	Socket, 14-way		Reference 10H/9995807 ..	MRS.14S	2	C	"
351	Transformer, 3-phase	NDN.1132	2	C	"
352	Transformer, mag. amp.	NDN.1135	2	C	"
	GYRO ASSEMBLY, PITCH:—	Vulcan B 2					
	Comprising:—						
—	Amplifier, gyro, magnetic		Ref. No. 241		4	—	—
—	Gyro-unit, Type C		Ref. No. 240		4	—	—

RESTRICTED

RESTRICTED

AUTOMATIC STABILISERS, MAJOR COMPONENTS, SERVICING SPARES AND TOOLS
SECTION 6S—cont.

1	2	3	4	5	6	7	8
	GYRO ASSEMBLY, PITCH—cont.	Vulcan B 2					
	Comprising— <i>cont.</i>						
239	Mounting, gyro pitch	NDN.867	1	A	each
	Spares:—						
	Plugs, elect. fixed:—		Reference:—				
—	12-pole, M.4 sealed		10H/0560152		1	—	—
—	12-pole, M.4 sealed		10H/0560154		1	—	—
—	12-pole, size 2, position 1		10H/0560151		1	—	—
—	12-pole, size 3, position 3		10H/0560153		1	—	—
—	Socket, 7-way		10H/0122840		4	—	—
—	Socket, 14-way		10H/9995807		4	—	—
319	Transformer, 3-phase	NDN.870	4	B	each
320	Transformer, gyro amplifier	NDN.871	—	C	—
	GYRO ASSEMBLY, YAW:—						
	Comprising:—						
—	Amplifiers, gyro, magnetic		Ref. No. 241		2	—	—
—	Gyro-unit, Type C		Ref. No. 240		2	—	—
243	Mounting, gyro, yaw	NDN.873	1	B	each
	Spares:—						
	Plugs, elect. fixed				
—	12-pole, M4, sealed		Reference 10H/0560150		1	—	—
—	12-pole, size 2, position 5		Reference 10H/0560155		1	—	—
—	Socket, 7-way		Reference 10H/0122840		2	—	—
—	Socket, 14-way		Reference 10H/9995807		2	—	—
—	Transformer, 3-phase		Ref. No. 319		2	—	—
—	Transformer, gyro amplifier		Ref. No. 320		2	—	—

RESTRICTED

RESTRICTED

AUTOMATIC STABILISERS, MAJOR COMPONENTS, SERVICING SPARES AND TOOLS
SECTION 6S—cont.

1	2	3	4	5	6	7	8
	FLIGHT STABILITY AID SYSTEMS—cont.						
	MACH-TRIM UNIT:—	Victor B 2					
	Comprising:—						
316	Amplifier unit, mach, trim	NDN.1273	1	A	each
	Spares:—						
—	Amplifier, magnetic (pre)		Ref. No. 268		1	—	—
—	Amplifier, magnetic (main)		Ref. No. 267		1	—	—
—	Fuse-link, 800 mA		Reference 10H/0590138		3	—	—
—	Fuse-link, 1.6 amp.		Reference 10H/0590139		1	—	—
—	Fuse unit, panel mounting		Reference 10H/0590170		4	—	—
—	Plug, fixed, 32-way		Ref. No. 348		1	—	—
—	Relay, polarised, Type B		Ref. No. 116		1	—	—
—	Relay, S.T.C., miniature		Reference 10F/0530473		5	—	—
	Resistors, pre-set:—						
342	300 ohms, 5 watt		1	C	each
343	2 K. ohms, 1 watt		1	C	..
—	5 K. ohms, 1 watt		Ref. No. 359		1	C	..
346	Screw-lock assembly		2	C	..
345	Shell-junction, miniature		1	C	..
	Sockets, electrical:—						
—	Fixed, 15 way (mag. amp.)		Ref. No. 347		2	—	—
—	Type 842		Reference 10H/20889		5	—	—
—	Type 1703		Reference 10H/22230		2	—	—
340	Transformer, mag. amp.	NDN.1289	1	C	each
302	Amplifier unit, roll	NDN.1274	1	A	..
	Spares:—						
	Card assemblies:—						
—	"A"		Ref. No. 326		2	—	—
—	"B"		Ref. No. 327		2	—	—
—	"C"		Ref. No. 328		2	—	—
—	"D"		Ref. No. 329		2	—	—
—	"E"		Ref. No. 330		2	—	—
332	"H"		1	A	each
349	Chassis assembly (c/w main card)		1	A	..

RESTRICTED

RESTRICTED

AUTOMATIC STABILISERS, MAJOR COMPONENTS, SERVICING SPARES AND TOOLS

SECTION 6S—cont.

1	2	3	4	5	6	7	8
	FLIGHT STABILITY AID SYSTEMS—cont.						
	MACH-TRIM UNIT—cont.	Victor B 2					
	Comprising—cont.						
	Amplifier unit, roll—cont.						
	Spares—cont.						
—	Fuse-link, 800 ma		Reference 10H/0590138 ..		6	—	—
—	Fuse-unit		Reference 10H/0590170 ..		6	—	—
—	Plug, fixed, 32-way		Reference 10H/9998067 ..		1	—	—
303	Relay unit, slave	NDN.1276	1	A	each
	Spares:—						
350	Plug, elect., fixed, 15-way		1	C	—
—	Relay, S.T.C. miniature		Ref. No. 179		2	—	—
—	Socket, elect., fixed, 12-pole, size 2, position 0		Reference 10H/0560330 ..		1	—	—
—	Socket, elect., Type 842		Reference 10H/20889		2	—	—
317	Signal unit, mach trim	NDN.1294	1	A	each
	MACH-UNIT ASSEMBLY, TRANS- MITTING:—	Vulcan B 2					
	Comprising:—						
248	Box, junction, mach unit	NDN.1359	1	A	each
	Spares:—						
	Plugs, elect., fixed, sealed M 4:—						
—	6-pole		Reference 10H/0560581 ..		1	—	—
—	6-pole		Reference 10H/0560582 ..		1	—	—
	Resistors, fixed:—		Reference:—				
—	10 ohms, $\frac{1}{4}$ watt, $\pm 5\%$		10W/0215001		2	—	—
—	33 ohms, 3 watt (w.w.)		10W/0113284	Welwyn 5115 or Painton P.5306	2	C	each
—	56 ohms, $\frac{1}{4}$ watt $\pm 5\%$		10W/0215091		2	—	—
—	68 ohms, $\frac{1}{4}$ watt $\pm 5\%$		10W/0215101		2	—	—
—	150 ohms, 3 watt, $\pm 5\%$ (w.w.)		10W/0113300		2	—	—
—	330 ohms, 3 watt $\pm 5\%$ (w.w.)		10W/0113308		2	—	—
—	470 ohms, 3 watt $\pm 5\%$ (w.w.)		10W/0113312		2	—	—

RESTRICTED

RESTRICTED

AUTOMATIC STABILISERS, MAJOR COMPONENTS, SERVICING SPARES AND TOOLS

SECTION 6S—cont.

1	2	3	4	5	6	7	8
	FLIGHT STABILITY AID SYSTEMS—cont.						
	MACH-UNIT ASSEMBLY, TRANSMITTING—cont.	Vulcan B 2					
	Comprising—cont.						
	Box, junction, mach unit—cont.						
	Spares—cont.						
	Resistors, pre-set:—						
391	25 ohms, 5 watt	Ancil. Dev.	2	C	each
—	100 ohms, 5 watt		Ref. No. 144		1	—	—
—	300 ohms, 5 watt		Ref. No. 342		2	—	—
—	Socket, elect., free, M.4, 12 pole ..		Reference 10H/0560180 ..		2	—	—
249	Mach-unit, transmitting	NDN.884	2	A	each
548	Mach-unit, transmitting, Type B ..		For aircraft with uprated engines		2	A	"
247	Mounting, mach-unit, transmitting	NDN.882	1	B	"
	Spares:—						
323	Mounting, equiplex (A.V.M.)	A. Wells, Type LDPM4	4	C	"
	MONITOR ASSEMBLY:—	Vulcan B 2					
	Comprising:—						
273	Monitor, powered, Type A	NDN.1015	2	A	"
	Spares:—						
—	Amplifier unit, Type L		Ref. No. 276	NDN.1016	2	A	"
439	Base, monitor unit	NDN.1015/16	2	A	"
277	Static unit, Type B	NDN.1017	2	A	"
272	Mounting, monitor	NDN.1358	1	A	"
	Spares:—						
—	Capacitor, 0.1 mfd.		Reference 10C/0115506 ..		2	—	—
438	Clip, hose		24	C	each
436	Connector	NDN.1358/206	5	C	"
430	Connector, special (Pitot static pipes)		NDN.1018/208	4	C	"
433	Elbow-joint	NDN.1018/216	1	C	"
435	Elbow-joint, double	NDN.1018/218	1	C	"
431	Elbow-joint (yaw airspeed unit static)		NDN.1018/209	2	C	"
437	Hose, flexible, Type H. 4 ft.		1	C	"
429	Junction	NDN.1358/207	1	C	"

RESTRICTED

RESTRICTED

AUTOMATIC STABILISERS, MAJOR COMPONENTS, SERVICING SPARES AND TOOLS

SECTION 6S—cont.

1	2	3	4	5	6	7	8
	FLIGHT STABILITY AID SYSTEMS—cont.						
	MONITOR ASSEMBLY—cont.	Vulcan B 2					
	Comprising—cont.						
	Mounting, monitor—cont.						
	Spares—cont.						
434	Junction	NDN.1358/208	2	C	each
432	Junction (pipe T piece assy.)	NDN.1358/205	1	C	"
—	Mount, resilient		Reference 10AJ/9432352		4	—	—
—	Plug, elect., fixed:—		Reference:—				
—	12 pole, size 2, position 1		10H/0560151		1	—	—
—	12 pole, size 2, position 3		10H/0560153		1	—	—
—	12-pole, M. 4, sealed		10H/0560152		1	—	—
—	12-pole, M.4, sealed		10H/0560154		1	—	—
—	Relay, S.T.C., miniature		10H/0530473		4	—	—
—	Resistor, fixed, 390 ohms \pm 5% ¼ watt		10W/0219083		8	—	—
—	Socket, elect., 14-way		10H/9995807		6	—	—
—	Socket, elect., relay, Type 842		10H/20889		4	—	—
275	MONITOR, AIRSPEED YAW	Vulcan B 2	NDN.878	2	A	each
	RELAY ASSEMBLY, SLAVE:—	Vulcan B 2					
	Comprising:—						
260	Mounting, slave relay	NDN.898	1	B	"
261	Relay unit, slave, Type C	NDN.899	6	A	"
	Spares:—						
—	Capacitors, fixed:—						
—	1 mfd., 250 volt \pm 25%		Reference 10C/0115570		1	—	—
—	2 mfd., 150 volt, \pm 25%		Reference 10C/0115572		1	—	—
—	Clamp assembly, relay		(C/w DZUS fastner). Ref. No. 420		1	—	—
—	Plug, elect., sealed, M 4		Reference 10H/0560150		1	—	—
—	Rectifier		Ref. No. 160		2	—	—
—	Relay, S.T.C., miniature		Ref. No. 179		2	—	—

RESTRICTED

RESTRICTED

AUTOMATIC STABILISERS, MAJOR COMPONENTS, SERVICING SPARES AND TOOLS

SECTION 6S—cont.

1	2	3	4	5	6	7	8	
	FLIGHT STABILITY AID SYSTEMS—cont.							
	RELAY ASSEMBLY, SLAVE—cont.							
	Comprising—cont.							
	Relay unit, slave, type C—cont.							
	Spares—cont.							
	Resistors, fixed:—							
—	47 ohms, $\frac{1}{4}$ watt.		Reference 10W/0221068		1	—	—	
—	50 ohms, 12 watt. (w.w.)		Ref. No. 30		1	—	—	
—	1.8 K. ohms. $\frac{1}{4}$ watt.		Reference 10W/0222037		1	—	—	
—	3.3 K. ohms. $\frac{1}{4}$ watt.		Reference 10W/0222067		2	—	—	
—	Resistor, pre-set, 300 ohms \pm 10%, 5 watt.		Ref. No. 159		1	—	—	
—	Socket, elect., fixed, 12 pole, size 2, position 0.		Reference 10H/0560330		1	—	—	
—	Socket, elect., Type 842		Reference 10H/20889		1	—	—	
	SERVO UNITS:—							
311	Mach-Trim	Victor B 2	NDN.1089	1	A	each	
	Spares:—							
—	Bush, insulating		Ref. No. 142		4	—	—	
—	Contact assemblies long:—							
—	L.H.		Ref. No. 139		1	—	—	
—	R.H.		Ref. No. 137		1	—	—	
—	Contact assemblies short:—							
—	L.H.		Ref. No. 140		1	—	—	
—	R.H.		Ref. No. 138		1	—	—	
388	Fork, end	Handley Page 80106896	1	C	each	
	Gasket, rubber:—							
386	Bottom cover	NDN.385/231	1	C	„	
385	Top cover	NDN.1098/102	1	C	„	
—	Insulator		Ref. No. 143		2	—	—	
—	Motor assembly, c/w. coupling dog		Ref. No. 133		1	—	—	
—	Plug, elect. fixed, M.4, 12-pole		Reference 10H/0560150		1	—	—	

RESTRICTED

RESTRICTED

AUTOMATIC STABILISERS, MAJOR COMPONENTS, SERVICING SPARES AND TOOLS

SECTION 6S—cont.

1	2	3	4	5	6	7	8
	FLIGHT STABILITY AID SYSTEMS—cont.						
	SERVO UNITS—cont.						
	Pitch Type B—cont.	Vulcan B 2					
	Spares—cont.						
—	Potentiometer, D.C. pick-off		Ref. No. 184		1	—	—
—	Switch limit assembly		Ref. No. 185		1	—	—
—	Wiper, D.C. pick-off		Ref. No. 223		1	—	—
309	Roll	Victor B 2		NDN.1287	2	A	each
	Spares:—		As for Ref. No. 310 with the addition of Ref. No. 378.				
378	Gasket, rubber	NDN.1287/205	2	C	"
310	Yaw	Victor B 2	NDN.1286	1	A	"
	Spares:—						
379	Arm assy. (P.F.B.) c/w spring	NDN.1286/18	1	C	"
376	Clamp, Elliot, pick-off	NDN.1286/225	2	C	"
375	Clamp, tape (position feedback)	NDN.1286/249	2	C	"
383	Fork-end (D.C. servo)	NDN.1286/216	1	C	"
	Gaskets, rubber:—						
381	A.C. servo	NDN.1286/245	1	C	"
382	A.C. servo	NDN.1286/246	1	C	"
380	D.C. servo	NDN.1286/244	2	C	"
—	Motor assy., c/w pinion slipping clutch		Ref. No. 175. For Ref. No. 310		1	—	—
370	Motor, 2-phase	VIG.1010/4C4/6	1	A	each
373	Peg-holder assembly		Switch limit pin	NDN.1286/11	1	C	"
371	Pick-off A.C.		Position feedback	Elliot. W.121-IEP	1	C	"
	Plug, elect, fixed, M.4:—						
—	6-pole		Reference 10H/0560080		1	—	—
—	18-pole		Reference 10H/0560190		1	—	—
—	Potentiometer, D.C. pick-off		Ref. No. 174. For Ref. No. 310		1	—	—
—	Sleeve, contact		Ref. No. 569. For Ref. No. 310		1	—	—
377	Spring, stop		Sliding stop	NDN.489/243	1	C	each
—	Switch limit and mounting assy.		Ref. No. 165. For Ref. No. 310		1	—	—
372	Switch limit assembly	NDN.1286/8	1	C	each
374	Tape, position feedback	NDN.1286/252	1	C	"
—	Wiper potentiometer		Ref. No. 224. For Ref. No. 310		1	—	—

Printed for Her Majesty's Stationery Office by McCorquodale London.
(20/9/65). 21995. 2,300. D. No. 147047. 29/11/65. 462/4.

RESTRICTED

RESTRICTED

AUTOMATIC STABILISERS, MAJOR COMPONENTS, SERVICING SPARES AND TOOLS
SECTION 6S—cont.

1	2	3	4	5	6	7	8
	FLIGHT STABILITY AID SYSTEMS—cont.						
	SERVO UNITS—cont.						
	Mach-Trim—cont.						
	Spares—cont.						
384	Potentiometer, D.C. pick-off	NDN.1089/214	1	C	each
387	Switch, micro	Honywell ISE1	1	C	"
231	Wiper, D.C. pick-off	NDN.479	1	C	"
258	Mach-Trim	Vulcan B 2	NDN.1350	2	A	"
	Spares:—						
—	Bush, insulating		Ref. No. 142		4	—	—
—	Contact assemblies, long:—						
—	L.H.		Ref. No. 139		1	—	—
—	R.H.		Ref. No. 137		1	—	—
—	Contact assemblies, short:—						
—	L.H.		Ref. No. 140		1	—	—
—	R.H.		Ref. No. 138		1	—	—
—	Gaskets:—						
419	Bottom cover	NDN.385/231	1	C	each
—	Top cover		Ref. No. 134		1	—	—
—	Insulator		Ref. No. 143		2	—	—
—	Motor assembly, c/w coupling		Ref. No. 133		1	—	—
—	Plug, elect. free, 12 pole, size, 2, position 0		Reference 10H/0560360		1	—	—
—	Potentiometer, D.C. pick-off		Ref. No. 212		1	—	—
—	Wiper (D.C. pick-off)		Ref. No. 231		1	—	—
256	Pitch, Type B	Vulcan B 2	NDN.894	4	A	each
	Spares:—						
—	Cap, filter		Ref. No. 125		1	—	—
—	Disc, filter		Ref. No. 126		1	—	—
412	Gasket, synth. rubber	NDN.894/214	1	C	each
413	Heater element	NDN.894/207	1	C	"
—	Motor Assy. c/w pinion slipping clutch		Ref. No. 122		1	—	—
—	Pad, filter		Ref. No. 12		2	—	—
—	Plug, elect. free, 12-pole, size 2, position 0		Reference 10H/0560360		1	—	—

RESTRICTED

RESTRICTED

AUTOMATIC STABILISERS, MAJOR COMPONENTS, SERVICING SPARES AND TOOLS
SECTION 6S—cont.

1	2	3	4	5	6	7	8
FLIGHT STABILITY AID SYSTEMS—cont.							
	SERVO-UNITS—cont.						
257	Yaw	Vulcan B 2	NDN.895	1	A	each
	Spares:—						
—	Cap, filter		Ref. No. 125		2	—	—
—	Disc, filter		Ref. No. 126		2	—	—
418	Gasket, synth. rubber	NDN.895/262	1	C	each
414	Motor assembly		C/w pinion slipping clutch	NDN.895/10	2	A	"
—	Pad, filter		Ref. No. 12		4	—	—
	Plugs, elect., free:—						
—	12-pole, size 2, position 0		Reference 10H/0560360		1	—	—
—	12-pole, size 2, position 1		Reference 10H/0560361		1	—	—
415	Potentiometer, D.C. pick-off	NDN.895/220	2	C	each
416	Switch limit assembly	NDN.895/14	2	C	"
417	Wiper, D.C. pick-off	NDN.895/265	2	C	"
	SWITCH-PLATES						
314	Roll	Victor B 2	NDN.1268	1	C	"
315	Yaw	NDN.1271	1	C	"
274	SWITCH ASSEMBLY, Altitude	Vulcan B 2	NDN.880	2	A	"
	Spares:—						
—	Switch, auto-height		Ref. No. 107		1	—	—
MACH TRIM SYSTEMS							
191	ACCELEROMETER RELAY UNIT	Victor I	NDN.555	1	A	each
	Spares:—						
—	Capacitor, 10 mfd., 15 volts, D.C.		Ref. No. 129		1	—	—
—	Cap, protective, fixed, medium		Reference 10H/0970056		1	—	—
—	Fastener, Dzus		Ref. No. 217		2	—	—

RESTRICTED

RESTRICTED

AUTOMATIC STABILISERS, MAJOR COMPONENTS, SERVICING SPARES AND TOOLS

SECTION 6S—cont.

1	2	3	4	5	6	7	8
		MACH TRIM SYSTEMS—cont.					
	ACCELEROMETER RELAY UNIT—cont.						
	Spares—cont.						
	Plugs, elect fixed:—						
	Poles size position		Reference:—				
—	3 1 5		10H/0560565		1	—	—
—	6 — —		10H/0560080		1	—	—
—	6 1 5		10H/0560585		1	—	—
—	12 2 3		10H/0560153		1	—	—
—	Relay, magnetic, miniature, sealed ..		Reference 10F/0530473 ..		2	—	—
—	Resistor, fixed, 51 ohms, ½ watt ..		Reference 10W/0215362 ..		1	—	—
	Resistors, fixed, composition, Grade 2, insulated:—						
—	3·3 K. ohms, ¼ watt		Reference 10W/0222067 ..		2	—	—
—	3·3 K. ohms, ½ watt		Reference 10W/0222069 ..		1	—	—
216	Resistor, preset, 1K ohms, 1 watt	AD.9.389	1	C	each
—	Socket, relay		Reference 10H/20889 ..		4	—	—
	Sockets, elect, fixed:—						
	Poles size position		Reference:—				
—	3 1 0		10H/0560240		1	—	—
—	6 1 0		10H/0560260		1	—	—
—	6 1 1		10H/0560261		1	—	—
—	12 2 0		10H/0560330		1	—	—
—	12 2 1		10H/0560331		1	—	—
—	12 2 2		10H/0560332		1	—	—
—	12 2 3		10H/0560333		1	—	—
—	Switch, toggle, D.P.		Reference 5CW/0510553 ..		1	—	—
187	AMPLIFIER UNIT, Type G	Victor 1	NDN.546	1	A	each
	Spares:—						
—	Amplifier, magnetic		Ref. No. 114		1	—	—
—	Bracket, for relay		Ref. No. 73		1	—	—
—	Clip assembly		Ref. No. 155		4	—	—

RESTRICTED

RESTRICTED

AUTOMATIC STABILISERS, MAJOR COMPONENTS, SERVICING SPARES AND TOOLS
SECTION 6S—cont.

1	2	3	4	5	6	7	8
		MACH TRIM SYSTEMS—cont.					
	AMPLIFIER UNIT, Type G—cont.						
	Spares—cont.						
—	Plug, sealed, M4, fixed, female shell, 4-pole.		Reference 10H/0560070 ..		1	—	—
—	Plug, sealed, M4, fixed, female shell, 12-pole.		Reference 10H/0560151 ..		1	—	—
—	Relay, polarised, sealed, Type B ..		Ref. No. 116		1	—	—
—	Socket, sealed, M4, fixed, female shell, 6-pole.		Reference 10H/0560261 ..		1	—	—
—	Socket, sealed, M4, fixed, female shell, 12-pole.		Reference 10H/0560332 ..		1	—	—
—	Transformer mag. amp.		Ref. No. 148		1	—	—
—	Washer, panel mounting, medium ..		Reference 10H/0970050 ..		2	—	—
—	Washer, panel mounting, small ..		Reference 10H/0970049 ..		2	—	—
193	AUTO-ACCELEROMETER, Type B ..	Victor 1	M.1881	1	A	each
107	AUTO-HEIGHT SWITCH	Victor 1	M.1817	1	A	..
190	AUTO MACH UNIT, Type C	Victor 1		1	A	..
192	AUTO SERVO UNIT, Type C	Victor 1	NDN.556	1	A	..
	Spares:—						
142	Bush, insulating	NDN.385/4	4	C	..
	Contact assemblies, long:—						
139	L.H.	NDN.385/14	1	C	..
137	R.H.	NDN.385/12	1	C	..
	Contact assemblies, short:—						
140	L.H.	NDN.385/15	1	C	..
138	R.H.	NDN.385/13	1	C	..
134	Gasket	NDN.385/47	1	C	..
143	Insulator..	NDN.385/29	2	C	..

RESTRICTED

RESTRICTED

AUTOMATIC STABILISERS, MAJOR COMPONENTS, SERVICING SPARES AND TOOLS

SECTION 6S—cont.

1	2	3	4	5	6	7	8
		MACH TRIM SYSTEMS—cont.					
	AUTO SERVO UNIT, Type C—cont.						
	Spares—cont.						
133	Motor assembly, c/w coupling		Pullin type D.6	NDN.385/7	1	A	each
—	Plug sealed, M4, free, male shell, 12-way		Reference 10H/0560360		1	—	—
212	Potentiometer (D.C. pick-off)		<i>Ref. No. 231</i>	NDN.379/205	1	C	each
211	Wiper assembly			NDN.379/9	1	C	—
	MOUNTING:—						
—	Amplifier unit, Type A	Victor 1	Ref. No. 43		2	—	—
—	Slave relay unit, Type A	Victor 1	Ref. No. 42		1	—	—
188	PRE-AMPLIFIER UNIT, Type B ..	Victor 1	NDN.548	1	A	each
	Spares:—						
—	Amplifier, magnetic, Type A		Ref. No. 51		1	—	—
—	Capacitor, electrolytic, 25 mfd., 50 volts		Reference 10C/0145508		2	—	—
—	Clip assembly		Ref. No. 155		4	—	—
—	Plug, fixed, female shell		Reference 10H/0560583		1	—	—
—	Plug, fixed, female shell		Reference 10H/0560153		1	—	—
146	Rectifier, metal	T14D.133	1	C	each
147	Rectifier, metal	T14D.303	1	C	—
—	Relay, magnetic, miniature		Reference 10F/0530473		1	—	—
—	Relay, S.T.C., midget (selected) ..		Ref. No. 179		2	—	—
	Resistors, fixed:—		Reference:—				
—	330 ohms		10W/0113308		1	—	—
—	470 ohms		10W/0113312		1	—	—
—	1 K. ohms		10W/0113320		2	—	—
—	3.9 K ohms		10W/0219640		1	—	—
—	Resistor, fixed, w.w., 150 ohms, 2 watts		Reference 10W/0245242		2	—	—
—	Resistor, fixed, w.w., vitreous enamelled 10 K ohms.		Reference 10W/9244241		1	—	—
144	Resistor, preset, 100 ohms, 5 watt		2	C	each
145	Resistor, pre-set, 5 K ohms, 5 watts			1	C	—
—	Socket, relay		Reference 10H/20889		3	—	—

RESTRICTED

RESTRICTED

AUTOMATIC STABILISERS, MAJOR COMPONENTS, SERVICING SPARES AND TOOLS

SECTION 6S—cont.

1	2	3	4	5	6	7	8
		MACH TRIM SYSTEMS—cont.					
	PRE-AMPLIFIER UNIT, Type B—cont.						
	Spares—cont.						
	Sockets, sealed, M4, fixed, female shell:—						
—	3-pole		Reference 10H/0560245 ..		1	—	—
—	4-pole		Reference 10H/0560260 ..		1	—	—
—	6-pole		Reference 10H/0560265 ..		1	—	—
—	12-pole		Reference 10H/0560334 ..		1	—	—
—	12-pole		Reference 10H/0560333 ..		1	—	—
—	Transformer assembly, mag. amp. ..		Ref. No. 148		1	—	—
149	Transformer, auto bridge	NDN.314	1	A	each
—	Washer, panel mounting, medium ..		Reference 10H/0970050 ..		3	—	—
—	Washer, panel mounting, small ..		Reference 10H/0970049 ..		4	—	—
189	SLAVE RELAY UNIT, Type B	Victor 1	NDN.551	1	A	each
	Spares:—						
	Capacitors, fixed, paper dielectric, tubular, metal case, insulated:—						
—	1 mfd.		Reference 10C/0115570 ..		1	—	—
—	2 mfd.		Reference 10C/0115572 ..		1	—	—
—	Clip assembly		Ref. No. 155		2	—	—
—	Nut, extension, 4 B.A.		Ref. No. 76		2	—	—
—	Nut, extension, 6 B.A.		Ref. No. 77		2	—	—
—	Plug, M4, fixed, female shell ..		Reference 10H/0560080 ..		1	—	—
—	Rectifier		Ref. No. 160		2	—	—
—	Relay, S.T.C., midget (selected) ..		Ref. No. 179		2	—	—
	Resistors, fixed, composition, Grade 2, insulated:—						
—	47 ohms		Reference 10W/0221067 ..		1	—	—
—	1.8 K ohms		Reference 10W/0222037 ..		1	—	—
—	3.3 K ohms		Reference 10W/0220267 ..		2	—	—
—	Resistor, fixed, w.w., 5 ohms, 12 watts		Ref. No. 30		1	—	—
—	Resistor, pre-set, 300 ohms, $\pm 10\%$..		Ref. No. 159		1	—	—
—	Socket, sealed, M4, fixed, female shell ..		Reference 10H/0560260 ..		1	—	—

RESTRICTED

RESTRICTED

AUTOMATIC STABILISERS, MAJOR COMPONENTS, SERVICING SPARES AND TOOLS

SECTION 6S—cont.

1	2	3	4	5	6	7	8	
	YAW/PITCH AUTOSTABILISER AND MACH TRIM SYSTEM							
	AMPLIFIER UNITS:—							
—	Type A	Vulcan 1	Ref. No. 27			2	—	
—	Type B	Vulcan 1	Ref. No. 69			1	—	
109	AUTO-ACCELEROMETER	Vulcan 1	186/M.35	1	A	each	
105	AUTO-AMPLIFIER UNIT	Vulcan 1	NDN.373	1	A	„	
	Spares:—							
114	Amplifier, magnetic		For Ref. No. 105 only	NDN.372	1	A	„	
—	Bracket, for relay		Ref. No. 73		1	—	—	
—	Capacitor, fixed, paper dielectric, tubular, metal case, insulated, 0.5 mfd., 350 volts.		Reference 10C/0115511		3	—	—	
—	Carrier, fuse		Reference 10H/0590101		1	—	—	
—	Clip assembly		Ref. No. 155		4	—	—	
—	Fuse, Type 21		Reference 10H/11718		1	—	—	
—	Plug, sealed, M4, fixed, female shell ..		Reference 10H/0560070		1	—	—	
—	Relay, polarised, sealed, Type B		Ref. No. 116		1	—	—	
—	Socket, fixed, female, shell, 6-pole		Reference 10H/0560261		1	—	—	
—	Sockets, sealed, M4, fixed, female shell:—							
—	3-pole		Reference 10H/0560240		1	—	—	
—	6-pole		Reference 10H/0560262		1	—	—	
—	12-pole		Reference 10H/0560330		1	—	—	
—	12-pole		Reference 10H/0560331		1	—	—	
—	12-pole		Reference 10H/0560332		1	—	—	
—	Transformer assembly, mag. amp.		Ref. No. 148		1	—	—	
—	Transformer		Ref. No. 195		1	—	—	
—	Washer, panel mounting, medium		Reference 10H/0970050		3	—	—	
—	Washer, panel mounting, small		Reference 10H/0970049		4	—	—	
535	AUTO CONTROL UNIT	Vulcan 1		N.D.N 535	1	A	EACH.	
—	AUTO-HEIGHT SWITCH	Vulcan 1	Ref. No. 107	M.1817	1	—	—	
106	AUTO-HEIGHT UNIT	Vulcan 1	M.1837	1	A	each	

RESTRICTED

RESTRICTED

AUTOMATIC STABILISERS, MAJOR COMPONENTS, SERVICING SPARES AND TOOLS
SECTION 6S—*cont.*

1	2	3	4	5	6	7	8
	YAW/PITCH AUTOSTABILISER AND MACH TRIM SYSTEM—<i>cont.</i>						
	AUTO-MACH UNITS:—	Vulcan 1					
108	Type A		For aircraft using B.O.10101, E.C.U.	M.1812	1	A	each
162	Type B		For aircraft using B.O.10102, E.C.U.		1	A	„
104	AUTO-PRE-AMPLIFIER	Vulcan 1	186/M.35	1	A	„
	Spares:—						
—	Amplifier, magnetic, Type A		Ref. No. 51		1	—	—
—	Capacitor, electrolytic, 25 mfd., 50 volts		Reference 10C/0145508		2	—	—
—	Carrier, fuse		Reference 10H/0590101		1	—	—
—	Clip assembly		Ref. No. 155		4	—	—
—	Fuse, Type 21		Reference 10H/11718		1	—	—
—	Plug, sealed, M4, fixed, female shell, 4-pole.		Reference 10H/0560571		1	—	—
—	Plug, sealed, M4, fixed, female shell, 12-pole.		Reference 10H/0560150		1	—	—
—	Rectifier, metal		Ref. No. 146		1	—	—
—	Rectifier, metal		Ref. No. 147		1	—	—
—	Relay, magnetic		Reference 10F/0530473		1	—	—
—	Relay, S.T.C., midget (selected) ..		Ref. No. 179. Lifer 150 hours		1	—	—
—	Resistors, fixed:—						
—	150 ohms, 2 watt (w.w.)		Reference 10W/0245242		2	—	—
—	330 ohms, 3 watt		Reference:— 10W/0113308		1	—	—
—	470 ohms, 3 watt		10W/0113312		1	—	—
—	1 K. ohms, 3 watt		10W/0113320		2	—	—
—	2 K. ohms, ½ watt		10W/0219598		1	—	—
—	3·9 K. ohms, ½ watt		10W/0219640		1	—	—
—	10 K. ohms, 3 watt		10W/0113344		1	—	—
—	Resistors, pre-set:—						
—	100 ohms, 5 watt		Ref. No. 144		2	—	—
—	5 K. ohms, 5 watt		Ref. No. 145		1	—	—

RESTRICTED

RESTRICTED

AUTOMATIC STABILISERS, MAJOR COMPONENTS, SERVICING SPARES AND TOOLS

SECTION 6S—cont.

1	2	3	4	5	6	7	8
	YAW/PITCH AUTOSTABILISER AND MACH TRIM SYSTEM—cont.						
	AUTO-PRE-AMPLIFIER—cont.						
	Spares—cont.						
	Sockets, elect., fixed:—						
	Poles	size	position				
—	3	1	0		
—	6	1	1		
—	6	1	2		
—	12	2	0		
—	12	2	1		
—	Type 842		
—	Transformer assembly, mag. amp.		
—	Transformer, auto bridge		
—	Washer, panel mounting:—						
—	Medium..		
—	Small		
	AUTO-SERVOMOTORS:—						
110	Type A	Vulcan 1	For aircraft using B.O.10101 E.C.U.
							NDN.385
163	Type B	Vulcan 1	For aircraft using B.O.10102 E.C.U.
	Spares:—						
—	Bush, insulating		
	Contact assemblies long:—						
—	L.H.		
—	R.H.		
	Contact assemblies, short:—						
—	L.H.		
—	R.H.		
—	Insulator..		
—	Motor assembly, c/w coupling		
—	Plug, sealed, M4, free, male shell, 12-pole						

RESTRICTED

RESTRICTED

AUTOMATIC STABILISERS, MAJOR COMPONENTS, SERVICING SPARES AND TOOLS
SECTION 6S—cont.

1	2	3	4	5	6	7	8
	YAW/PITCH AUTOSTABILISER AND MACH TRIM SYSTEM—cont.						
	AUTO-SERVOMOTORS—cont.						
	Type B—cont.						
	Spares—cont.						
141	Potentiometer (D.C. pick-off)		For Type A (Ref. No. 110) only	NDN.385/16	1	C	each
—	Potentiometer (D.C. pick-off)		Ref. No. 212. For Type B (Ref. No. 163) only.	NDN/379/205	1	C	„
—	GYRO UNIT, Type A	Vulcan 1	Ref. No. 1		3	—	—
	MOUNTINGS:—						
—	Amplifier unit, Type A		Ref. No. 43		5	—	—
—	Phase advance unit, Type A		Ref. No. 41		3	—	—
—	Slave relay unit, Type A		Ref. No. 42		4	—	—
102	PITCH PHASE ADVANCE UNIT ..	Vulcan 1	NDN.288 186M/16	2	A	each
	Spares:—						
—	Capacitor, 10 mfd.		Ref. No. 129		1	—	—
—	Capacitor, 32 mfd.		Ref. No. 131		1	—	—
—	Capacitor, 50 mfd.		Ref. No. 128		1	—	—
—	Clip assembly		Ref. No. 155		2	—	—
—	Plug, sealed, M4, fixed, female shell, 12-pole.		Reference 10H/0560151 ..		1	—	—
	Resistors, fixed:—						
—	820 ohms		Reference:— 10W/0219544		1	—	—
—	1.8K. ohms		10W/0219592		1	—	—
—	4.3K. ohms		10W/0219646		1	—	—
—	W.W. 15 ohms.		Reference 10W/0245242 ..		2	—	—
132	Resistor, pre-set, 275 ohms		1	C	each
—	Washer, panel mounting, medium ..		Reference 10H/0970050 ..		1	—	—
103	PITCH-SERVOMOTOR	Vulcan 1	NDN.386	2	A	each
	Spares:—						
123	Gaskets, rubber.	NDN.240/40	1	C	„

RESTRICTED

RESTRICTED

AUTOMATIC STABILISERS, MAJOR COMPONENTS, SERVICING SPARES AND TOOLS

SECTION 6S—cont.

1	2	3	4	5	6	7	8	
	YAW/PITCH AUTOSTABILISER AND MACH TRIM SYSTEM—cont.							
	PITCH-SERVOMOTOR—cont.	Vulcan 1						
	Spares—cont.							
185	Limit switch assembly	NDN.386/5	1	C	each	
122	Motor assembly, c/w pinion	NDN.240/11	1	A	„	
236	Pad, heater	NDN.386/11	1	B	„	
—	Plug, sealed, M4, free, male shell		Reference 10H/0560300		1	—	—	
184	Potentiometer (D.C. pick-off)	NDN.386/3	1	C	each	
180	Wiper, potentiometer		<i>Ref 2.23</i>	NDN.240/23	1	C	„	
—	SLAVE RELAY UNIT	Vulcan 1	Ref. No. 33		4	—	—	
99	YAW-AIRSPPEED UNIT	Vulcan 1	M.1835	1	A	each	
98	YAW-PHASE ADVANCE UNIT	Vulcan 1	NDN.279	1	A	„	
	Spares:—							
—	Capacitor, 50 mfd.		Ref. No. 128		3	—	—	
—	Capacitor, 500 mfd.		Ref. No. 84		2	—	—	
—	Clip assembly		Ref. No. 155		2	—	—	
—	Plug, sealed, M4, fixed, female shell, 12-pole.		Reference 10H/0560151		1	—	—	
	Resistors, fixed:—		References 10W/:					
—	1.5 K. ohms		0219580		1	—	—	
—	2 K. ohms		0219598		1	—	—	
—	2.2 K. ohms		0219604		1	—	—	
—	2.7 K. ohms		0219616		1	—	—	
—	W.W. 150 ohms		Reference 10W/0245242		4	—	—	
—	Socket, sealed, M4, fixed, female shell, 12-pole.		Reference 10H/0560330		1	—	—	
—	Washer, panel mounting, medium		Reference 10H/0970050		2	—	—	

RESTRICTED

RESTRICTED

AUTOMATIC STABILISERS, MAJOR COMPONENTS, SERVICING SPARES AND TOOLS
SECTION 6S—cont.

1	2	3	4	5	6	7	
YAW/PITCH AUTOSTABILISER AND MACH TRIM SYSTEM—cont.							
100	YAW SERVO MOTOR	Vulcan 1	NDN.240	1	A	each
	Spares:—						
—	Gasket, rubber		Ref. No. 123		1	—	—
127	Limit switch assembly	NDN.240/3	1	C	each
—	Motor assembly, c/w pinion		Ref. No. 122		1	—	—
—	Plug, sealed, M4, free, male shell, 6-pole		Reference 10H/0560300		1	—	—
228	Potentiometer (D.C. pick-off assembly)		NDN.240/11	1	C	each
—	Wiper, potentiometer		Ref. No. 180 223		1	—	—

RESTRICTED

RESTRICTED

AUTOMATIC STABILISERS, MAJOR COMPONENTS, SERVICING SPARES AND TOOLS

SECTION 6S—cont.

INDEX TO REFERENCE NUMBERS

Ref. No.	Page No.	Ref. No.	Page No.	Ref. No.	Page No.	Ref. No.	Page No.	Ref. No.	Page No.	Ref. No.	Page No.	Ref. No.	Page No.	Ref. No.	Page No.	Ref. No.	Page No.	Ref. No.	Page No.
1	3	56	3	105	36	145	34	181	10	215	3	257	31	307	20	349	24	387	29
4	3	59	7	106	36	146	34	184	40	216	32	258	29	308	21	350	25	388	28
7	1	60	6	107	33	147	34	185	40	217	4	260	27	309	30	351	22	389	12
9	3	62	9	108	37	148	5	187	32	218	7	261	27	310	30	352	22	390	16
10	3	63	7	109	36	149	35	188	34	220	4	263	15	311	28	355	22	391	26
11	3	64	7	110	38	150	4	189	35	221	5	264	14	313	12	356	22	393	14
12	3	69	4	114	36	151	6	190	33	222	6	265	14	314	31	359	18	394	15
13	3	70	3	115	4	152	7	191	31	223	10	266	13	315	31	361	20	398	10
18	3	73	4	116	5	153	7	192	33	224	10	267	14	316	24	362	20	399	15
21	2	76	11	117	7	154	10	193	33	225	10	268	14	317	25	363	20	400	18
23	1	77	11	118	7	155	4	194	6	226	10	269	15	319	23	364	20	401	18
25	3	80	10	119	10	157	7	195	5	228	41	270	21	320	23	365	20	403	18
27	4	81	10	120	11	158	7	196	4	229	9	272	26	323	26	368	20	408	16
28	3	82	10	121	6	159	11	197	5	231	29	273	26	326	12	369	21	409	14
29	2	83	4	122	40	160	11	198	10	233	3	274	31	327	12	370	30	411	16
30	2	84	1	123	39	161	10	199	10	234	3	275	27	328	12	371	30	412	29
33	11	87	10	127	41	162	37	200	10	235	3	276	20	329	12	372	30	413	29
37	7	88	7	128	7	163	38	201	10	236	40	277	26	330	12	373	30	414	31
40	6	89	7	129	7	164	10	202	9	239	23	279	14	331	12	374	30	415	31
41	6	90	9	131	7	165	10	203	10	240	22	284	10	332	24	375	30	416	31
42	6	91	7	132	39	167	10	204	9	241	22	285	10	333	13	376	30	417	31
43	6	93	9	133	34	168	9	205	10	243	23	288	9	338	12	377	30	418	31
45	3	94	1	134	33	170	9	206	10	247	26	290	9	339	12	378	30	419	29
46	1	95	6	137	33	172	10	207	10	248	25	291	9	340	24	379	30	420	16
47	3	96	9	138	33	173	10	208	10	249	26	293	9	341	17	380	30	421	15
48	9	98	40	139	33	174	10	209	7	251	19	294	9	342	24	381	30	422	15
50	6	99	40	140	33	175	10	210	8	252	18	299	13	343	24	382	30	425	21
51	4	100	41	141	39	177	10	211	34	253	16	300	12	345	24	383	30	426	21
52	3	102	39	142	33	178	9	212	34	254	17	302	24	346	24	384	29	427	21
53	4	103	39	143	33	179	11	213	2	255	16	303	25	347	14	385	28	428	21
55	1	104	37	144	34	180	40	214	2	256	29	305	22	348	14	386	28	429	26

RESTRICTED

RESTRICTED

AUTOMATIC STABILISERS, MAJOR COMPONENTS, SERVICING SPARES AND TOOLS

SECTION 6S—cont.

INDEX TO REFERENCE NUMBERS—cont.

Ref. No.	Page No.	Ref. No.	Page No.	Ref. No.	Page No.	Ref. No.	Page No.	Ref. No.	Page No.	Ref. No.	Page No.	Ref. No.	Page No.	Ref. No.	Page No.	Ref. No.	Page No.	Ref. No.	Page No.
430	26																		
431	26																		
432	27																		
433	26																		
434	27																		
435	26																		
436	26																		
437	26																		
438	26																		
439	26																		
441	9																		
442	9																		
549	6																		
550	6																		
551	6																		
552	6																		
558	21																		
559	20																		
560	21																		
561	20																		
562	20																		
563	20																		

RESTRICTED

RESTRICTED

MINISTRY OF DEFENCE
AIR PUBLICATION 1086, BOOK 7
SECOND EDITION

VOCABULARY OF ROYAL AIR FORCE EQUIPMENT
AIRCRAFT AUTOMATIC PILOT, MARK 9
MAJOR COMPONENTS, SERVICING SPARES AND TOOLS

SECTION 6TA
(8th June, 1964)

RESTRICTED

Ref. No.	Nomenclature	Aircraft Applicability	Detail	Drawing No. or Part No.	No. Off	Class of Store	Denom. of Qty.
1	2	3	4	5	6	7	8
3	AMPLIFIER UNIT	Weight 34 lb, size 15 in. × 12½ in. × 9 in.	85 E.A.P.	—	A	each
122	Accessories:— Case, transit	“Special to contents.” For use with Ref. No. 3 only. Inner container to be replaced upon removal of the amplifier unit.		—	A	”
158	Spares:— Blower, A.C. complete Capacitors, fixed, mica, dielectric, rectangular, moulded case:—	3168/B1/443/1353	1	A	”
—	0.001 mfd	Reference 10C/0124020		3	—	—
—	0.01 mfd	Reference 10C/0124379		13	—	—
—	0.02 mfd	Reference 10C/0115584		1	—	—
—	Capacitors, fixed, paper dielectric, tubular, metal case:—		11	—	—
—	0.01 mfd	Reference 10C/0115285		6	—	—
—	1.0 mfd	Reference 10C/0115322		1	—	—
161	Clip, spring, antivibrating for T6T7	A.1870/240	1	C	each
31	Cover, lower	C.1871/172	1	C	”
30	Cover, upper	C.1871/173	1	C	”
32	Fastener, case	Parker type R.P.2	A.1870/236	—	C	”

A/L. 149

RESTRICTED

**AIRCRAFT AUTOMATIC PILOT, MARK 9
MAJOR COMPONENTS, SERVICING SPARES AND TOOLS**

SECTION 6TA—cont.

1	2	3	4	5	6	7	8
	AMPLIFIER UNIT—cont.						
	Spares—cont.						
72	Filter, inlet	A.1871/342	2	C	each
33	Filter, outlet	A.1871/317	2	C	"
159	Knob, quick release	E.A.P.4094	1	C	"
—	Locknut, brass, plain, R.H. thread, 2 B.A.	Reference 28M/13898		4	—	—
35	Mounting, anti-vibration	40-141-105	12	C	each
198	Nut, block, $\frac{3}{8}$ in. \times 32 T.P.I., B.R. special.	STD.803	10	C	"
—	Nuts, brass plain, R.H. thread:—						
—	6 B.A.	Reference 28M/663		62	—	—
—	4 B.A.	Reference 28M/662		70	—	—
—	2 B.A.	Reference 28M/13898		4	—	—
—	Nut, brass, (20 tons tensile), plain, R.H. thread:—						
—	4 B.A.	Reference 28M/13899		2	—	—
500	Nut, steel, D.C., 8 B.A.	BSS.A.48/Z	6	C	each
—	Rectifier, metal, Type 404	Reference 10D/19202		6	—	—
—	Resistors, fixed, composition, Grade 2, insulated:—						
—	100 ohms	Reference 10W/0221111		6	—	—
—	470 ohms	Reference 10W/0221195		1	—	—
—	680 ohms	Reference 10W/0221216		9	—	—
—	1 K ohms	Reference 10W/0222000		7	—	—
—	2.2 K ohms	Reference 10W/0222048		8	—	—
—	4.7 K ohms	Reference 10W/0222096		2	—	—
—	10 K ohms	Reference 10W/0222131		5	—	—
—	22 K ohms	Reference 10W/0222174		5	—	—
—	47 K ohms	Reference 10W/0222216		8	—	—
—	100 K ohms	Reference 10W/0223039		20	—	—
—	180 K ohms	Reference 10W/0223072		3	—	—
—	470 K ohms	Reference 10W/0223123		9	—	—
—	2.2 megohms	Reference 10W/0223027		6	—	—

RESTRICTED

RESTRICTED

**AIRCRAFT AUTOMATIC PILOT, MARK 9
MAJOR COMPONENTS, SERVICING SPARES AND TOOLS**

SECTION 6TA—cont.

1	2	3	4	5	6	7	8
	AMPLIFIER UNIT—cont.						
	Spares—cont.						
	Resistor, fixed, wire wound, vitreous enamelled:—						
—	10 ohms	Reference 10W/9243002		3	—	—
—	Resistor, 2.5 ohms	Reference 10W/19225		2	—	—
	Resistors, variable:—						
—	100 ohms	Reference 10W/19235		3	—	—
—	200 ohms	Reference 10W/19234		3	—	—
—	1,500 ohms	Reference 10W/19233		4	—	—
	Rings, identification:—						
163	Large	A.1871/101	1	C	each
162	Small	A.1870/100/2	1	C	"
—	Ring, snap	Reference 6A/2335. For filters		2	—	—
160	Rod, quick release knob	A.1871/212	1	C	each
196	Screw, 4 B.A. × $\frac{3}{16}$ in. Inst. No. B.R. D.N.P.	30-235-322-19	4	C	"
195	Screw, 4 B.A. × $\frac{7}{16}$ in. Inst. No. B.R. D.N.P.	30-235-323-19	41	C	"
197	Screw, 4 B.A. × $\frac{3}{8}$ in. hex hd, B.R. special.	Securing valve chassis to A.V.M. ..	30-237-276-18	4	C	"
199	Screw, 4 B.A. × $\frac{7}{16}$ in. c/sunk hd, steel	30-233-123-11	1	C	"
	Screws, metal, brass, ch hd:—						
—	6 B.A. × $\frac{1}{4}$ in. lg	Reference 28S/2062		26	—	—
—	6 B.A. × $\frac{3}{8}$ in. lg	Reference 28S/2068		22	—	—
—	4 B.A. × $\frac{1}{4}$ in. lg	Reference 28S/2061		5	—	—
—	4 B.A. × $\frac{3}{8}$ in. lg	Reference 28S/2067		35	—	—
—	4 B.A. × $\frac{1}{2}$ in. lg	Reference 28S/2085		4	—	—
	Screws, metal, brass, countersunk:—						
—	6 B.A. × $\frac{1}{4}$ in. lg	Reference 28S/2116		24	—	—
—	6 B.A. × $\frac{3}{8}$ in. lg	Reference 28S/2122		5	—	—

RESTRICTED

RESTRICTED

3

**AIRCRAFT AUTOMATIC PILOT, MARK 9
MAJOR COMPONENTS, SERVICING SPARES AND TOOLS**

SECTION 6TA—cont.

1	2	3	4	5	6	7	8
	AMPLIFIER UNIT—cont.						
	Spares—cont.						
	Screw, metal, steel, cheesehead:—						
—	8 B.A. × ¼ in. lg.	Reference 28S/2757	10	—	—
—	Screw, wood, brass, c/sunk, 2 gauge ¼ in. lg.	Reference 28S/2161	11	—	—
34	Spring, tension	For base plate assembly	—	C	each
—	Valve	Reference 10CV/0000423	9	—	—
—	Valve	Reference 10CV/0000574	2	—	—
501	Washer, 2 B.A. B.R. small	52	C	each
	Washers, brass, tin-plated, small:—						
—	0-157 in. int. dia, 0-301 in. ext. dia	Reference 28W/14034	64	—	—
—	0-123 in. int. dia, 0-233 in. ext. dia	Reference 28W/14238	25	—	—
	BENCH, test:—						
	Consisting of:—						
—	Bench	An existing work bench is to be used in accordance with A.P.1469D, Vol. 2, leaflet M.1.	—	—	—
	Bracketry:—						
	Consisting of:—						
	Brackets, mounting:—						
61	Amplifier unit	1	A	each
62	Box, junction	1	A	"
64	Box, switch	1	A	"
63	Pilot's controller	1	A	"
60	Mounting, test bench, gyro unit	1	A	"
	Test bench harness:—						
	Consisting of:—						
	Cables, complete —			Connecting junction box to:—			
48	1 to S2	Switch box	1	A	"
49	2 to P1	Pilot's controller	1	C	"

RESTRICTED

RESTRICTED

**AIRCRAFT AUTOMATIC PILOT, MARK 9
MAJOR COMPONENTS, SERVICING SPARES AND TOOLS**

SECTION 6TA—cont.

1	2	3	4	5	6	7	8	
	BENCH, test—cont. Consisting of— <i>cont.</i> Test bench harness—cont. Consisting of— <i>cont.</i> Cables, complete—cont.		Connecting junction box to—cont.					
50	14 to P2	Pilot's controller	E.A.P.1040/4	1	each " " " " " " " " " " " " " " " "	each	
51	15 to G1	Gyro unit	E.A.P.1040/5	1		" "	"
52	16 to G2	Gyro unit	E.A.P.1040/6	1		" "	"
53	17 to R	Rudder servo	E.A.P.1040/7	1		" "	"
54	18 to A	Aileron servo	E.A.P.1040/8	1		" "	"
55	19 to E	Elevator servo	E.A.P.1040/9	1		" "	"
56	110 to VA2	Amplifier unit	E.A.P.1040/10	1		" "	"
57	111 to VA1	Amplifier unit	E.A.P.1040/11	1		" "	"
58	112 to C1	Compass monitor unit	E.A.P.1040/12	1		" "	"
59	113 to M1	Condenser unit	E.A.P.1040/13/1	1		" "	"
	Spares:—		For the plug for the socket 13 to the "cut-out button."					
—	Cable, electric, L.T., uniprenmet, 6	Reference 5E/3090, 2 strands		A/R	—	—	
—	Ferrule, inner	Reference 10H/0970076		1	—	—	
—	Ferrule, outer	Reference 10H/0970075		1	—	—	
—	Gasket, outlet	Reference 10H/0970058		1	—	—	
—	Outlet, straight	Reference 10H/0970061		1	—	—	
—	Plug, sealed, M4, free, male shell	Reference 10H/0560270		1	—	—	
—	Ring, sealing	Reference 10H/0970087		1	—	—	
—	Switch, push, manually operated, fixed type, A.M. design, Type B, No. 2.	Reference 5CW/2091		1	—	—	
	Spares:—		For the "supply" plug of the con- denser unit.					
—	Cable, electric, L.T., unipren 6	Reference 5E/3038, 2 strands		A/R	—	—	
—	Ferrule, inner	Reference 10H/0970078		1	—	—	
—	Ferrule, outer	Reference 10H/0970077		1	—	—	
—	Gasket, outlet	Reference 10H/0970058		1	—	—	

RESTRICTED

RESTRICTED

**AIRCRAFT AUTOMATIC PILOT, MARK 9
MAJOR COMPONENTS, SERVICING SPARES AND TOOLS**

SECTION 6TA—cont.

1	2	3	4	5	6	7	8
	BENCH, test—cont. Consisting of— <i>cont.</i> Test bench harness—cont. Spares— <i>cont.</i>		For the "supply" plug of the condenser unit—cont. Reference 10H/0970062 Reference 10H/0970088 Reference 10H/0560120				
—	Outlet, straight	Reference 10H/0970062		1	—	—
—	Ring, sealing	Reference 10H/0970088		1	—	—
—	Socket, sealed, M4, free, male shell	Reference 10H/0560120		1	—	—
	Spares:—		For the "test" plug of the condenser unit.				
—	Cable, electric, L.T., unipren 6	Reference 5E/3038. 2 strands		A/R	—	—
—	Ferrule, inner	Reference 10H/0970078		1	—	—
—	Ferrule, outer	Reference 10H/0970077		1	—	—
—	Gasket, outlet	Reference 10H/0970058		1	—	—
—	Outlet, straight	Reference 10H/0970062		1	—	—
—	Plug, sealed, M4, free, male shell	Reference 10H/0560300		1	—	—
—	Ring, sealing	Reference 10H/0970088		1	—	—
	Spares:—		For the D.C. plus supply plug of the condenser unit.				
—	Cable, electric, miniature, 6B	Reference 5E/9100021		A/R	—	—
—	Ferrule, inner	Reference 10H/0970076		1	—	—
—	Ferrule, outer	Reference 10H/0970075		1	—	—
—	Gasket, outlet	Reference 10H/0970058		1	—	—
—	Outlet, straight	Reference 10H/0970061		1	—	—
—	Ring, sealing	Reference 10H/0970087		1	—	—
—	Socket, sealed, M4, free, male shell	Reference 10H/0560090		1	—	—
11	BOXES, Junction:— Type A	Weight 14 lb. Size 12½ in. × 7½ in. × 6 in.	4 E.A.P.	—	A	each

RESTRICTED

RESTRICTED

**AIRCRAFT AUTOMATIC PILOT, MARK 9
MAJOR COMPONENTS, SERVICING SPARES AND TOOLS**

SECTION 6TA—cont.

1	2	3	4	5	6	7	8
145	BOXES, Junction Type B	Hastings Mks. 1, 2 and 4. Valetta Mks. 1 and 2 (Trans. Command only).	84 E.A.P.	1	A	each
123	Accessories:— Case, transit		For Ref. Nos. 11 and 145. "Special to contents." Inner container to be replaced upon the removal of junction box. For Ref. Nos. 11 and 145. Reference 10C/0115285			A	"
—	Spares:— Capacitor, fixed, paper dielectric, tubular, metal case, 0.1 mfd.	Reference 10C/0115285		3	—	—
38	Cover, lower	C.1870/171	1	—	each
37	Cover, upper	C.1870/170	1	—	—
—	Fastener, case	Ref. No. 32		2	—	—
—	Knob, quick release	Ref. No. 159		1	—	—
39	Link, connecting	For link board	A.1870/162	12	C	each
—	Nuts, brass, plain, R.H. thread:—						
—	8 B.A.	Reference 28M/13978		10	—	—
—	6 B.A.	Reference 28M/663		13	—	—
—	2 B.A.	Reference 28M/13898		1	—	—
—	Nut, brass (20 tons tensile) plain, R.H. thread, 4 B.A.	Reference 28M/13899		30	—	—
41	Plate, cover, link board	A.1870/218	1	C	each
—	Plug, Plessey, C.Z.94113	Reference 10H/19106		1	—	—
—	Relay, magnetic	Reference 10F/0530109		1	—	—
—	Relay, magnetic	Reference 10F/0530003		7	—	—
—	Relay, vacuum, hot wire	Reference 10F/0530333		1	—	—

RESTRICTED

RESTRICTED

**AIRCRAFT AUTOMATIC PILOT, MARK 9
MAJOR COMPONENTS, SERVICING SPARES AND TOOLS**

SECTION 6TA—cont.

1	2	3	4	5	6	7	8
	BOXES, Junction—cont.						
	Spares—cont.		For Ref. Nos. 11 and 145.				
	Resistors, fixed, composition, Grade 2, insulated:—						
—	47 ohms		Reference 10W/0221068		3	—	—
—	220 ohms		Reference 10W/0221152		2	—	—
—	1.5 K ohms		Reference 10W/0222027		3	—	—
—	2.2 K ohms		Reference 10W/0222047		4	—	—
—	4.7 K ohms		Reference 10W/0222089		3	—	—
—	10 K ohms		Reference 10W/0222131		3	—	—
—	47 K ohms		Reference 10W/0222216		3	—	—
—	Resistor, fixed, wire wound, vitreous enamelled, 36 ohms.		Reference 10W/9243053		1	—	—
—	Resistor, Type 551		Reference 10W/34		4	—	—
	Resistors, variable:—						
—	100 ohms		Reference 10W/19238		3	—	—
—	200 ohms		Reference 10W/19237		1	—	—
—	400 ohms		Reference 10W/19236		1	—	—
169	Rod for quick release	E.A.P./4084	1	C	each
40	Screw, 4 B.A.		For use with Ref. No. 39	E.A.P.128	24	C	"
504	Screw, 8 B.A. × $\frac{1}{4}$ in. Inst. HD.	30-235-260-11	6	C	"
	B.R.D.N.P.						
503	Screw, 6 B.A. × $\frac{3}{8}$ in. Inst. HD.	30-235-290-19	4	C	"
	B.R.D.N.P.						
—	Screw, 4 B.A. × $\frac{3}{8}$ in. Inst. No.		Ref. No. 196		20	—	—
	B.R.D.N.P.						
—	Screw, 4 B.A. × $\frac{7}{16}$ in. Inst. No.		Ref. No. 195		18	—	—
	B.R.D.N.P.						
	Screws, metal, brass, cheesehead:—						
	6 B.A. × $\frac{1}{4}$ in. lg		Reference 28S/2062		4	—	—
	4 B.A. × $\frac{3}{8}$ in. lg		Reference 28S/2067		28	—	—

RESTRICTED

RESTRICTED

AIRCRAFT AUTOMATIC PILOT, MARK 9
MAJOR COMPONENTS, SERVICING SPARES AND TOOLS

SECTION 6TA—cont.

1	2	3	4	5	6	7	8
	BOXES, Junction—cont.						
	Spares—cont.		For Ref. Nos. 11 and 145.				
	Screws, metal, brass, countersunk:—						
—	6 B.A. × ¼ in. lg	Reference 28S/2116		11	—	—
—	4 B.A. × ¾ in. lg	Reference 28S/2139		8	—	—
—	4 B.A. × 1 in. lg	Reference 28S/2151		4	—	—
	Sockets, sealed, M4:—						
—	Fixed, female shell	Reference 10H/0560330		6	—	—
—	Fixed, female shell	Reference 10H/0560380		1	—	—
—	Fixed, female shell	Reference 10H/0560230		1	—	—
—	Spring, tension	Ref. No. 34. For base plate assembly		1	—	—
506	Washer, cup, 6 B.A. D.N.P.	30-684-103-19	4	C	each
505	Washer, cup, 4 B.A. D.N.P.	30-684-102-19	20	C	"
19	BOX, switch, Type D	Panel mounting. Size 7 in. × 3½ in. × 3½ in.	15 E.A.P.	—		"
	Spares:—						
44	Guard, button, green	E.A.P.101	1	C	"
45	Guard, button, red	E.A.P.102	1	C	"
42	Indicator, elevator trim	E.A.P.2059	1		"
—	Lamp, filament, 28 V, 3.5 W, M.E.S., clear.	Reference 5L/9951273		2	—	—
—	Lamp, warning, amber	Reference 5CX/5154		1	—	—
—	Lamp, warning, green	Reference 5CX/5202		1	—	—
—	Nut, steel, mild (24 tons tensile) plain, R.H. thread, 8 B.A.	Reference 28M/13535		2	—	—
—	Plug, sealed, M.4, fixed, female shell	Reference 10H/0560150		1	—	—
—	Resistor, fixed	Reference 10W/9113455		1	—	—
—	Resistor, fixed, wire wound, vitreous enamelled, 47 ohms.	Reference 10W/9424333		2	—	—
	Screw, metal, steel, cheesehead:—						
—	6 B.A. × ¼ in. lg	Reference 28S/2756		6	—	—

RESTRICTED

RESTRICTED

**AIRCRAFT AUTOMATIC PILOT, MARK 9
MAJOR COMPONENTS, SERVICING SPARES AND TOOLS**

SECTION 6TA—cont.



1	2	3	4	5	6	7	8
	BOX, switch, Type D—cont.						
	Spares—cont.						
	Screws, metal, steel, countersunk:—						
—	8 B.A. × $\frac{1}{8}$ in. lg	Reference 28S/13933		2	—	—
—	8 B.A. × $\frac{3}{16}$ in. lg	Reference 28S/2811		1	—	—
—	6 B.A. × $\frac{3}{16}$ in. lg	Reference 28S/6472		2	—	—
—	6 B.A. × $\frac{3}{8}$ in. lg	Reference 28S/2810		4	—	—
175	Screw, special	For main switch mounting	E.A.P.906	2	C	each
43	Switch, main	E.A.P.142	1	B	—
—	Switch, Type 241	Reference 10F/169		3	—	—
—	Switch, Type 1290	Reference 10F/1786		2	—	—
166	Tag, earth	For plug	E.A.P.358	1	C	each
523	Washer, 8 B.A., medium, plain steel	For trim indicators	30-281-029-11	2	C	—
176	Washer, special	For main switch mounting	E.A.P.907	2	C	—
22	CONDENSER UNITS	Weight 3 lb. Size 8 in. × 5 in. × 4 in.	22 E.A.P.	—	A	—
	Spares:—						
	Capacitors, fixed, paper, dielectric, rectangular, metal case:—						
—	1 mfd.	Reference 10C/0112145		1	—	—
—	2 mfd.	Reference 10C/0112343		1	—	—
—	4 mfd.	Reference 10C/0112513		3	—	—
191	Cleat, cable	E.A.P.4141	2	C	each
—	Clip, Terry, Type 81, $\frac{1}{4}$ in. dia	Reference 28E/10040		6	—	—
47	Cover, lower	B.411	1	PP	each
46	Cover, upper	B.316	1	—	—
—	Fuse unit	Reference 10H/0590100		3	—	—
—	Fuse, Type 21	Reference 10H/11718, Belling Lee type L1055		2	—	—
—	Fuse, Type 28	Reference 10H/180, Belling Lee type L1055		1	—	—
	Nuts, brass, plain, R.H. thread:—						
—	8 B.A.	Reference 28M/13978		16	—	—
—	2 B.A.	Reference 28L/5234		6	—	—

RESTRICTED

RESTRICTED

**AIRCRAFT AUTOMATIC PILOT, MARK 9
MAJOR COMPONENTS, SERVICING SPARES AND TOOLS**

SECTION 6TA—cont.

1	2	3	4	5	6	7	8
	CONDENSER UNITS—cont.						
	Spares—cont.						
—	Nut, brass (20 tons tensile), plain R.H. thread, 4 B.A.	Reference 28M/13899		26	—	—
—	Plug, sealed, M4, fixed, female shell	Reference 10H/0560080		1	—	—
—	Plug, sealed, M4, fixed, female shell	Reference 10H/0560050		—	—	—
513	Screw, 4 B.A. × $\frac{3}{8}$ in. Inst. hd., B.R.	30-235-322-19	10	C	each
524	Screw, 4 B.A. × $\frac{5}{16}$ in. ch hd, B.R.	30-232-321-18	3	C	"
	Screws, metal, brass, cheesehead:—						
—	8 B.A. × $\frac{1}{4}$ in. lg	Reference 28S/2063		16	—	—
—	4 B.A. × $\frac{3}{8}$ in. lg	Reference 28S/2067		17	—	—
—	2 B.A. × $\frac{1}{2}$ in. lg	Reference 28S/2072		1	—	—
	Screws, metal, brass, countersunk:—						
—	2 B.A. × $\frac{7}{8}$ in. lg	Reference 28S/2144		3	—	—
—	2 B.A. × 1 in. lg	Reference 28S/2150		1	—	—
—	Socket, sealed, M4, fixed, female shell	Reference 10H/0560260		2	—	—
512	Strip, "Kautex" $\frac{3}{4}$ in. × $\frac{1}{4}$ in. × $\frac{3}{32}$ in. special.	A.1856	6	C	each
190	Tie bar assembly	B.407	1	C	"
515	Washer, 8 B.A., B.R. small	30-281-059-18	10	C	"
—	Washer, 2 B.A., B.R. small	Ref. No. 501		2	—	—
—	Washer, brass, tinned, small, 0-157 in. i.d., 0-301 in. ext. dia.	Reference 28W/14034		51	—	—
—	Washer, cup, 4 B.A., D.N.P.	Ref. No. 505		10	—	—
	CONTROLLERS, pilots:—						
13	Type B1	Port mounting, cable entry forward or starboard mounting, cable entry aft. Weight 2 $\frac{1}{2}$ lb. Size 7 in. × 4 $\frac{3}{4}$ in. × 2 $\frac{3}{4}$ in.	6 E.A.P.	—		each
15	Type B3	Port mounting, cable entry aft or starboard mounting, cable entry forward. Weight 2 $\frac{1}{2}$ lb. Size 7 in. × 4 $\frac{3}{4}$ in. × 2 $\frac{3}{4}$ in.	12 E.A.P.	—		"

RESTRICTED

RESTRICTED

AIRCRAFT AUTOMATIC PILOT, MARK 9
MAJOR COMPONENTS, SERVICING SPARES AND TOOLS

SECTION 6TA—cont.

1	2	3	4	5	6	7	8
	CONTROLLERS, pilots—cont.						
144	Type C, L.H.	Hastings, Mks. 1, 2 and 4. Hastings Met 1. Valetta Mks. 1 and 2 (Trans. Command only).	Alternative to Reference No. 15 ..	90 E.A.P.	1	A	each
526	Type C, R.H.	Hastings, Mks. 1, 2 and 4. Hastings Met 1. Valetta Mks. 1 and 2 (Trans. Command only)	Alternative to Reference No. 13 ..	91 E.A.P.	1	A	"
—	Spares:—		For Ref. Nos. 13, 15, 144 and 526.				
	Bearing, ball, journal, rigid, single row ¼ in. bore.	Reference 2A/9501173		3	—	—
173	Cap. seal	E.A.P.580	2	C	each
174	Cover	E.A.P.586	1	C	"
—	Nut, steel, mild, plain, R.H. thread, 6 B.A.	Reference 28M/5314. For pitch potentiometer wire clip.		1	—	—
—	Plug, sealed, M4, fixed, female shell	Reference 10H/0560150		1	—	—
—	Resistor, fixed, wire wound, vitreous enamelled.	Reference 10W/18408		1	—	—
509	Screw, 8 B.A. × 7/32 in. countersunk head, stl.	Secure bearing cup	30-233-059-11	6	C	each
508	Screw, 6 B.A. × 7/32 in. countersunk head, stl.	Securing cover	30-233-087-11	2	C	"
511	Screw, 8 B.A. × 3/32 in. cheesehead, stl.	Securing cable clip (special)	30-232-823-11	2	C	"
510	Screw, 6 B.A. × 7/32 in. roundhead, stl.	Securing cover	30-234-087-11	2	C	"
—	Screw, metal, steel, ch hd, 6 B.A. × 3/8 in. lg.	Securing bracket, pitch potentiometer and stop. Reference 28S/2762		7	—	—
—	Tag, earth	For Plug Ref. No. 166		1	—	—

RESTRICTED

RESTRICTED

**AIRCRAFT AUTOMATIC PILOT, MARK 9
MAJOR COMPONENTS, SERVICING SPARES AND TOOLS**

SECTION 6TA—cont.

1	2	3	4	5	6	7	8
1	GYRO UNIT		Weight 21 lb 4 oz. Size 14½ in. × 12½ in. × 11 in.	8 E.A.P.	—	A	each
121	Accessories:— Case, transit		“Special to contents.” For use only with Ref. No. 1. Inner container to be replaced upon removal of the gyro unit.		—	A	”
—	Spares:— Bearing, ball, journal, rigid, single row, ⅜ in. bore.	Reference 2A/9501174. For pitch and bank motor gear boxes.		4	—	—
156	Bracket, fixing, cover		E.A.P.492	1	C	each
151	Clip, cable, base casting		E.A.P.924	11	C	”
152	Clip, cable, large, double fixing		E.A.P.499	1	C	”
148	Clip, cable, pitch platform	Secured by 4 B.A. screws	E.A.P.300	1	C	”
149	Clip, cable, pitch, platform	Secured by two 8 B.A. screws	E.A.P.308	1	C	”
150	Clip, cable, roll frame		E.A.P.880	5	C	”
154	Cover, complete		E.A.P.2138	1	C	”
—	Gasket, rubber, string	Lengths of 12 ft. Reference 6A/2249. For sealing cover.		4	—	—
153	Level, bubble, external		E.A.P.3002	1	C	each
—	Lockwasher, shakeproof, flat, internal teeth, steel, -148 in. i.d., -300 in. e.d., -018 in. thk.	Reference 28L/9419448. For screws securing transformer.		2	—	—
—	Nut, steel, mild, plain, R.H. thread, 6 B.A.	Reference 28M/5314. For screw securing cable clips to bracket.		1	—	—
—	Nut, stiff, floating anchor, c/sunk, mild steel, 2 B.A.	Reference 28M/10245. For cover fixing bracket.		2	—	—
—	Nut, stiff, standard hexagon, mild steel, ½ in. B.S.F.	Reference 28M/10290. Securing front bearing bracket.		2	—	—
—	Nut, stiff, standard hexagon, mild steel, ⅝ in. B.S.F.	Reference 28M/10291. Securing roll frame balance weight.		1	—	—
—	Nut, stiff, thin hexagon, brass, R.H. thread, 4 B.A.	Reference 28M/10309. Securing balance weight.		2	—	—

RESTRICTED

RESTRICTED

**AIRCRAFT/AUTOMATIC PILOT, MARK 9
MAJOR COMPONENTS, SERVICING SPARES AND TOOLS**

SECTION 6TA—cont.

1	2	3	4	5	6	7	8
	GYRO UNIT—cont.						
	Spares—cont.						
147	Potentiometer unit	E.A.P.2127	1	B	each
—	Resistor, fixed, composition, Grade 2, insulated, 150 ohms.	Reference 10W/0221130. For pendulum monitors.		AR	—	—
—	Resistor, fixed, composition, Grade 2, insulated, 680 ohms.	Reference 10W/0221214. For pendulum monitors.		AR	—	—
516	Screws, steel, ch hd:— 6 B.A. × $\frac{7}{32}$ in.	Securing pitch platform terminal board.	30-232-087-11	2	C	each
193	4 B.A. × $\frac{9}{16}$ in.	Securing pitch platform quadrant ..	30-232-125-11	2	C	“
146	Screw, terminal	E.A.P.139		4	C	“
—	Washer, brass, tin-plated, small, 0-099 i.d. 0-185 e.d.	Reference 28W/12675. For screw securing earth tag.		1	—	—
—	Washer, steel, cadmium plated, small 0-099 i.d., 0-185 e.d.	Reference 28W/13536. For screw securing terminal strip.		—	—	—
—	Resistor, fixed, composition, Grade 2, non-insulated, 1K ohms.	Reference 10W/9212222. For rate gyro.		3	—	—
—	Screw, 10 B.A. × $\frac{5}{32}$ in.	Reference 6A/3604. Securing end cap		3	—	—
—	Screw, alum. alloy, ch hd:— 2 B.A. × $\frac{5}{8}$ in. lg	Reference 28S/14098. Dural, securing rate gyro.		2	—	—
—	2 B.A. × $\frac{3}{4}$ in. lg	Reference 28S/13577. Dural, securing rate gyro.		6	—	—
520	Screw, br ch hd, electro tinned:— 8 B.A. × $\frac{1}{8}$ in.	Securing earth tag	AGS.246/37	2	C	each
517	Screw, grub, 6 B.A. × $\frac{1}{4}$ in., stl.	For roll frame bearings	30-231-253-01	2	C	“
—	Screws, metal, brass, ch hd:— 6 B.A. × $\frac{1}{8}$ in. lg	Reference 28S/13882. Securing terminal strip.		2	—	—
—	Screws, metal, steel, ch hd:— 8 B.A. × $\frac{1}{8}$ in. lg	Reference 28S/6475. Securing pitch platform cable clip.		2	—	—

RESTRICTED

RESTRICTED

AIRCRAFT AUTOMATIC PILOT, MARK 9
MAJOR COMPONENTS, SERVICING SPARES AND TOOLS

SECTION 6TA—cont.

1	2	3	4	5	6	7	8
	GYRO UNIT—cont.						
	Spares—cont.						
	Screws, metal, steel, ch hd—cont.						
—	6 B.A. × $\frac{5}{16}$ in. lg	Reference 28S/13930. Securing tag board with grommet.		2	—
—	4 B.A. × $\frac{5}{16}$ in. lg	Reference 28S/14545. Securing cover fixing bracket.		4	—
—	4 B.A. × $\frac{7}{16}$ in. lg	Reference 28S/9419453. Securing mercury switch.		2	—
—	Screw, metal, steel, countersunk:—						
—	8 B.A. × $\frac{1}{8}$ in. lg.	Reference 28S/13933. Securing guide plates.		6	—
155	Screw, special	For cover	E.A.P.503	2	C each
192	Screw, steel, ch hd:—						
192	8 B.A. × $\frac{1}{8}$ in.	Securing anchor nut on cover fixing bracket.	30-232-056-11	4	C "
4	MOUNTING, amplifier unit	Weight 8 oz. Size 12 in. × 10 $\frac{1}{2}$ in. × 1 $\frac{3}{4}$ in.	17 E.A.P.	—	C "
—	Spares:—						
—	Nut, steel, mild, plain, R.H. thread, $\frac{1}{4}$ in. B.S.F.	Reference 28M/756		3	—
164	Plate, mounting	B.1871/223	1	C each
165	Stud	A.1870/132	1	C "
2	MOUNTING, gyro unit	Weight 3 lb 12 oz. Size 15 $\frac{3}{4}$ in. × 14 in. × 2 $\frac{1}{4}$ in.	14 E.A.P.	—	C "
—	Spares:—						
—	Bolt, steel, mild, non-stainless, hex. hd $\frac{1}{4}$ in. B.S.F. × 1.25 in. lg.	Reference 28D/12544. Securing gyro unit.		3	—
157	Guard, shock	E.A.P.932	8	C each
29	Mounting, anti-vibration	E.A.P.888	3	C "

RESTRICTED

RESTRICTED

**AIRCRAFT AUTOMATIC PILOT, MARK 9
MAJOR COMPONENTS, SERVICING SPARES AND TOOLS**

SECTION TA—cont.

1	2	3	4	5	6	7	8
	MOUNTING, gyro unit—cont.						
	Spares— <i>cont.</i>						
—	Nut, steel, mild (25 tons tensile) plain, R.H. thread, 8 B.A.	Reference 28M/13535		2	—	—
—	Nut, stiff, corner anchor, mild steel, ¼ in. B.S.F.	Reference 28M/11402. For top plate		2	—	—
—	Nut, stiff, double anchor, thin, mild steel, ¼ in. B.S.F.	Reference 28M/10218. For torsion tube.		1	—	—
—	Nut, stiff, standard, hex., mild steel, ¼ in. B.S.F.	Reference 28M/10290. For lower frame.		3	—	—
—	Nut, stiff, thin hexagon, mild steel, 2 B.A.	Reference 28M/10328. For anti-vibration plate and top plate.		10	—	—
194	Screw, 8 B.A. × ⅝ in., c/sunk head, steel.	Securing pinnacle nut on torsion tube.	30-293-311-26	2	C	each
—	Screw, metal, brass, ch hd, 6 B.A. × ⅝ in. lg.	Reference 28S/13882. Securing bonding strip.		1	—	—
—	Screw, metal, steel, c/sunk, 8 B.A. × ⅜ in. lg.	Reference 28S/2811. Securing corner and anchor nuts.		4	—	—
519	Strip, bonding	E. A.P.2002	1	C	each
522	Washer, steel, 8 B.A.	Medium for bonding strip	30-298-142-02	1	C	"
521	Washer, steel, 6 B.A.	Medium for bonding strip	30-298-142-03	1	C	"
—	Washer, steel, bright, 0-19 in. i.d. × 0-50 in. e.d.	Reference 28W/3071. For top plate		2	—	—
—	Washer, steel, bright, 0-26 in. i.d. × 0-60 in. e.d.	Reference 28W/3072. For mounting bolt.		6	—	—
—	Washer, steel, cadmium plated, small, 0-123 in. i.d. × 0-233 in. e.d.	Reference 28W/14227. For bonding strip.		1	—	—
12	MOUNTING, Junction box	Weight 7 oz. Size 13 in. × 5¼ in. × 1¼ in. Used with Boxes, junction, Ref. No. 11.	16 E.A.P.	1	C	each
—	Spares:— Locknut, brass, plain, R.H. thread, 2 B.A.	Reference 28L/5234		1	—	—

RESTRICTED

16

RESTRICTED

AIRCRAFT AUTOMATIC PILOT, MARK 9
MAJOR COMPONENTS, SERVICING SPARES AND TOOLS

SECTION 6TA—cont.

1	2	3	4	5	6	7	8
	MOUNTING, Junction box—cont.						
	Spares— <i>cont.</i>						
—	Nut, brass, plain, R.H. thread, 2 B.A.	Reference 28M/13898		1	—	—
—	Nuts, steel, mild, plain, R.H. thread, 1/4 in.	Reference 28M/756		1	—	—
171	Plate, earthing	A.1870-235	1	C	each
172	Plate, locking	E.A.P.4611	1	C	"
170	Plate, mounting	B.1870-131	1	C	"
507	Screw, 2 B.A. × 1/8 in. ch hd, B.R.	30-232-257-11	1	C	"
—	Stud	Ref. No. 165		3	—	
8	MOUNTING, servometer (complete)	Weight 3 lb 12 oz. Size 7 in. × 7 1/4 in. × 6 in. Servomotor mounting will normally be demanded and supplied complete to Ref. No. 8 as cover plate, Ref. No. 10 must be in position when the servomotor mounting Ref. No. 9 is in transit, storage, etc., or installed in aircraft without the servomotor itself in place. The cover plate is removed when the servomotor is installed. On removal mounting becomes Ref. No. 9. Note: Cover plate, Ref. No. 10 may be demanded separately if required.	52 E.A.P.	—	⊕	each
	Comprising:—						
9	Mounting, servomotor		1	A	"
10	Plate, cover, servomotor, mounting	E.A.P.2016	1	B	"
	Spares:—						
—	Bearing, ball, journal, rigid, single row, 3/8 in. bore.	Reference 2A/9501178		2	—	—
—	Locknut, steel, plain, R.H. thread, 3/8 in. B.S.F.	Reference 28L/780. Securing gear and flange to shaft.		1	—	—

RESTRICTED

RESTRICTED

**AIRCRAFT AUTOMATIC PILOT, MARK 9
MAJOR COMPONENTS, SERVICING SPARES AND TOOLS**

SECTION 6TA—cont.

1	2	3	4	5	6	7	8
	MOUNTING, servomotor (complete)—cont. Comprising—cont.						
—	Lockwasher, shakeproof, flat, internal teeth, steel148 in. i.d., .300 in. e.d., .018 in. thk. Reference 28L/9419448.		6	—	—
502	Nut, clinch, pinnacle $\frac{1}{4}$ in. B.S.F.	For body	STD.183	3	C	each
168	Nut, special	E.A.P.3245	1	C	"
—	Screw, metal, steel, ch hd, 4 B.A. $\times \frac{3}{8}$ in. lg.	Reference 28S/9419435		6	—	"
—	Screw, metal, steel, countersunk, 6 B.A. $\times \frac{1}{4}$ in. lg.	Reference 28S/3421. Securing retaining plate.		4	—	—
	SERVOMOTOR, complete	Servomotors will normally be demanded and supplied complete with cover plates, which will be removed only when the Servomotor is installed in aircraft. The cover plate must be in position for Transit, Storage, etc. Note: Cover plates may be demanded separately if required.		—	A	each
5	Type B	Weight 8 lb 10 oz. Size $7\frac{1}{2}$ in. \times $7\frac{1}{2}$ in. \times $4\frac{1}{2}$ in. 66 lb/ft torque output. On removal of the cover plate the Servomotor becomes Ref. No. 6.	3 E.A.P.	—	A	"
7	Comprising:— Plate, cover, servomotor	E.A.P.182	1	B	"
6	Servomotor, Type B		1	A	"
	Accessories:						
75	Case, transit					A	"
76	Container, inner		To be replaced in transit case, Ref. No. 75 upon removal of servomotor, complete.				

RESTRICTED

RESTRICTED

**AIRCRAFT AUTOMATIC PILOT, MARK 9
MAJOR COMPONENTS, SERVICING SPARES AND TOOLS**

SECTION 6TA—cont.

1	2	3	4	5	6	7	8
	SERVOMOTOR, complete—cont.						
	Type B—cont.						
	Spares						
	Bolt, screwing	For securing servomotor to servo-mounting. Reference 28D/13712.		9	C	each
73	Type C	Size 7½ in. × 7¼ in. × 4½ in. 30 lb/ft torque output. On removal of the cover plate the Servomotor becomes Ref. No. 74.	48 E.A.P.	—	A	„
	Comprising:—						
	Plate, cover, servomotor	Ref. No. 7		1	—	—
74	Servomotor, Type C		1	A	each
	Accessories:—						
	Case, transit	Ref. No. 75		—	—	—
	Container, inner	Ref. No. 76. To be replaced in transit case. Ref. No. 75 upon removal of Servomotor, complete.		—	—	—
	Spares:—						
	Bearing, ball, journal, rigid, single row, ¼ in. bore.	Reference 2A/9501175		6	—	—
	Bearing, ball, journal, rigid, single row, ⅜ in. bore.	Reference 2A/9501178		1	—	—
	Bolt, securing	Ref. No. 36. For securing Servomotor to Servomotor mounting.		—	—	—
	Circlip, external, for shafts, ½ in.	Reference 28N/13018		1	—	—
	Nut, brass, plain, R.H. thread, 2 B.A.	Seegar type. Reference 28M/13898. Double chamfer for generator core.		1	—	—
	Plug, Plessey, C.Z.94113	Reference 10H/19106		1	—	—
167	Screw, 8 B.A. × ⅓ in., roundhead, steel.	Securing generator cover	30-234-056-26	3	—	—
	Screw, metal, steel, ch hd, 4 B.A. × 7/16 in. lg.	Reference 28S/9419453. Securing plug mounting plate.		6	—	—

RESTRICTED

RESTRICTED

**AIRCRAFT AUTOMATIC PILOT, MARK 9
MAJOR COMPONENTS, SERVICING SPARES AND TOOLS**

SECTION 6TA—cont.

1	2	3	4	5	6	7	8
	SERVOMOTOR, complete—cont.						
	Type C—cont.						
	Spares—cont.						
—	Tag, earth	Ref. No. 166		1	—	—
—	Washers, steel, cadmium plated, small:—		Reference 28W/14227. For screw		2	—	—
	0·123 in. i.d. × 0·233 in. e.d.	securing contact brush assembly.		10	—	—
—	0·123 in. i.d. × 0·233 in. e.d.	Reference 28W/14227. For screw		6	—	—
—	0·157 in. i.d. × 0·301 in. e.d.	securing side and inspection covers.		1	A	each
528	Type D	Reference 28W/9480389. For screw	98 E.A.P.			
	Comprising:—		securing plug mounting plate.		1	—	—
—	Plate, cover, servomotor	Upon removal of the cover plate the		1	A	each
527	Servomotor, Type D	servomotor becomes Ref. No. 527.				
			Ref. No. 7		1	—	—
				1	A	each

RESTRICTED

RESTRICTED

**AIRCRAFT AUTOMATIC PILOT, MARK 9
MAJOR COMPONENTS, SERVICING SPARES AND TOOLS**

SECTION 6TA—cont.

INDEX TO REFERENCE NUMBERS

Ref. No.	Page No.	Ref. No.	Page No.	Ref. No.	Page No.	Ref. No.	Page No.	Ref. No.	Page No.	Ref. No.	Page No.	Ref. No.	Page No.	Ref. No.	Page No.	Ref. No.	Page No.
1	13	44	9	145	7	175	10	520	14								
2	15	45	9	146	14	176	10	521	16								
3	1	46	10	147	14	190	11	522	16								
4	15	47	10	148	13	191	10	523	10								
5	18	48	4	149	13	192	15	524	11								
6	18	49	4	150	13	193	14	526	12								
7	18	50	5	151	13	194	16	527	20								
8	17	51	5	152	13	195	3	528	20								
9	17	52	5	153	13	196	3	531	10								
10	17	53	5	154	13	197	3										
11	6	54	5	155	15	198	2	518	16								
12	16	55	5	156	13	199	3										
13	11	56	5	157	15	500	2										
15	11	57	5	158	1	501	4										
19	9	58	5	159	2	502	18										
22	10	59	5	160	3	503	8										
29	15	60	4	161	1	504	8										
30	1	61	4	162	3	505	9										
31	1	62	4	163	3	506	9										
32	1	63	4	164	15	507	17										
33	2	64	4	165	15	508	12										
34	4	72	2	166	10	509	12										
35	2	73	19	167	19	510	12										
37	7	74	19	168	18	511	12										
38	7	75	18	169	8	512	11										
39	7	76	18	170	17	513	11										
40	8	121	13	171	17	515	11										
41	7	122	1	172	17	516	14										
42	9	123	7	173	12	517	14										
43	10	144	12	174	12	519	16										

(1348686) 26150/W1, 439559/DN3542 2,400 8/64 J.T.&S. Ltd. Gp. 462/1

RESTRICTED

RESTRICTED

MINISTRY OF DEFENCE
AIR PUBLICATION 1086, BOOK 7
SECOND EDITION

AIRCRAFT AUTOMATIC PILOT, MARK 10
MAJOR COMPONENTS, SERVICING SPARES AND TOOLS

SECTION 6TB
(28th July, 1964)

Ref. No.	Nomenclature	Aircraft Applicability	Detail	Drawing No. or Part No.	No. Off	Class of Store	Denom. of Qty.
1	2	3	4	5	6	7	8
1706	ACTUATORS :— Roll damper, Type A	Canberra, Mk. 9	602/EAP/1	1	A	each
1937	AMPLIFIER, autotrim	Victor, Mk. 2	2A/100	1	A	..
204	AMPLIFIER UNIT, Type A	Beverley ... Canberra 9 Shackleton MR. 3 Valiant 1 Victor Mks. 1 and 1A Vulcan Mks. 1 and 1A	114 EAP.	1	A	..
	Accessories :— Cards :—						
419	Link setting	Beverley	EAP. 10000	1	C	..
1862	Link setting	Canberra 9	EAP. 10053	1	C	..
422	Link setting	Shackleton MR. 3	EAP. 10008	1	C	..
423	Link setting	Valiant	EAP. 10012	1	C	..
1816	Link setting	Victor Mk. 1 and 1A	EAP. 10050	1	C	..
425	Link setting	Vulcan Mk. 1	EAP. 10022	1	C	..
1672	Link setting	Vulcan Mk. 1A	EAP. 10048	1	C	..
222	Case, transit		1	B	..

RESTRICTED

RESTRICTED

AIRCRAFT AUTOMATIC PILOT, MARK 10
MAJOR COMPONENTS, SERVICING SPARES AND TOOLS
SECTION 6TB—cont.

1	2	3	4	5	6	7	8
	AMPLIFIER UNIT—cont.						
	Type A—cont.						
	Spares :—						
1644	Cover, transit	EAP. 958	1	C each
—	Fasteners		1	—
	Links :—						
244	2 pin, red	EAP. 7198	20	C each
245	3 pin, red	EAP. 7450	2	C "
—	Switch, thermal relay, type 3087		1	—
—	Washer, rubber, fastener		1	—
	AMPLIFIER UNIT, auto-throttle						
1951	Type C	Victor Mk. 2		1	A each
—	Spares :—	Vulcan Mk. 2			
1932	Amplifier, servo	SUE. 873	2	A "
—	Plug, 15 way	Reference 10H/9118238	4	—
1898	Relay, sub-min., 1 K-ohm.	STC. 60/LAA/LA	7	A each
—	Socket, floating	Reference 10H/9402180	2	—
1930	Thermister, type 1500, 20 ohms	STD. 1517/3	3	B each
1912	Transformer	SUE. 620	2	A "
1913	Transformer	SUE. 621	2	A "
1914	Transformer	SUE. 871	2	A "
1915	Transformer	SUE. 872	2	A "
1916	Transformer	STD. 1587/1	2	A "
1917	Transformer	STD. 1587	2	A "
1918	Transformer	SUE. 625	4	A "
1911	Transistor	PVE. V60/20 I.P.	2	A "
—	Transistor	Reference 10CV/7011	4	—
—	Valve	Reference 10CV/7037	8	—
—	Valve	Reference 10CV/7045	4	—

RESTRICTED

RESTRICTED

AIRCRAFT AUTOMATIC PILOT, MARK 10
MAJOR COMPONENTS, SERVICING SPARES AND TOOLS
SECTION 6TB—cont.

1	2	3	4	5	6	7	8
212	CONDENSER UNIT, Type A	Beverley ... Canberra Mks. 9, 12 and 13 Shackleton MR.3 Valiant Vulcan Mks. 1 and 1A	122 EAP.	1	A	each
223	Accessories :— Case, transit		1	B	”
207	CONTROL UNIT, Type A	Beverley ... Valiant Victor Mk. 1A	118 EAP.	1	A	”
227	Accessories :— Case, transit		1	B	”
263	Spares :— Gasket	EAP. 6044	1	C	each
—	Indicators :— Electromagnetic, engage	Reference 5CZ/5858		1	—	—
—	Electromagnetic, ready	Reference 5CZ/5859		1	—	—
397	Elevator Trim, fluorised	EAP. 6025	1	C	each
1633	Knobs :— Altitude switch	EAP. 8384/M	1	C	”
1632	Bomb switch	EAP. 8382/M	1	C	”
1628	Engage switch	EAP. 6293/M	1	C	”
1631	Glide switch	EAP. 8380/M	1	C	”
1629	Power switch	EAP. 8376/M	1	C	”
1630	Track switch	EAP. 8378/M	1	C	”
—	Type 670	Reference 10AK/225		1	—	—
1661	Potentiometer, bank and contacts assembly		1	C	each

RESTRICTED

RESTRICTED

3

AIRCRAFT AUTOMATIC PILOT, MARK 10
MAJOR COMPONENTS, SERVICING SPARES AND TOOLS
SECTION 6TB—cont.

1	2	3	4	5	6	7	8
	CONTROL UNIT, Type A—cont.						
	Switches :—						
1655	Engage	Assembly	EAP. 8744	6	B	each
279	Pitch control	Complete	EAP. 2222/1	1	C	"
—	Tumbler	Reference 5Q/531		3	—	—
1634	Washer, packing	STD. 1525	2	C	"
1688	CONTROL UNIT, Auto-throttle, type A ...	Victor Mk. 2 ... Vulcan Mk. 2	101/1. SUE	1	A	"
	Accessories :—						
1939	Case, transit		1	B	"
	CONTROLLERS :—						
400	Bomb aimer's Type A	Canberra Mk. 12 Valiant Victor Mk. 1, 1A & 2. Vulcan Mk. 1, 1A & 2.	146 EAP.	1	A	"
	Spares :—						
1764	Knob, moulded	EAP. 3488/M.	1	C	"
1766	Potentiometer and Centring Contacts Assy.	Complete	EAP. 8550	1	A	"
	Relay, type 1368	Reference 10F/19434		1	—	"
1765	Screw, Knob securing	EAP. 3926	1	C	"
214	Pilots', Type A	Beverley Canberra Mk. 9, 12 & 13. Shackleton MR3 Victor Mk. 1 ... Vulcan Mk. 1, 1A & 2.	129 EAP.	1	A	"

RESTRICTED

RESTRICTED

AIRCRAFT AUTOMATIC PILOT, MARK 10
MAJOR COMPONENTS, SERVICING SPARES AND TOOLS
SECTION 6TB—cont.

1	2	3	4	5	6	7	8
	CONTROLLERS—cont.						
	Accessories :—						
224	Case, transit		1	B each
	Spares :—						
1662	Bank potentiometer and centring contact assembly.	EAP. 6308	1	B „
1800	Knob, selector	EAP. 6328	1	C „
1799	Pitch control assembly...	EAP. 12123/1	1	C „
259	Washer, sealing, knob	EAP. 3485	1	C „
261	Washer, sealing, switch	EAP. 3486	1	C „
346	COUPLING UNIT, auto approach, Type B ...	Beverley	135 EAP.	1	A „
		Canberra Mks. 9, 12 & 13.			„
		Shackleton MR3			„
		Valiant			„
		Victor Mks. 1 & 1A.			„
		Vulcan Mks. 1 & 1A.			„
	Accessories :—						
	Cards, link setting :—						
426	Auto approach	Beverley	EAP. 10001	1	C „
432	Auto approach	Canberra 9	EAP. 10005	1	C „
435	Auto approach	Shackleton MR3	EAP. 10009	1	C „
438	Auto approach	Valiant	EAP. 10013	1	C „
441	Auto approach	Victor Mks. 1 & 1A	EAP. 10018	1	C „
444	Auto approach	Vulcan Mks. 1 & 1A.	EAP. 10023	1	C „
428	Heading selector	Beverley	EAP. 10003	1	C „

RESTRICTED

RESTRICTED

AIRCRAFT AUTOMATIC PILOT, MARK 10
MAJOR COMPONENTS, SERVICING SPARES AND TOOLS
SECTION 6TB—cont.

1	2	3	4	5	6	7	8
	COUPLING UNIT, auto approach, Type B—cont.						
	Accessories— <i>cont.</i>						
	Cards, link setting— <i>cont.</i>						
434	Heading selector	Canberra Mk. 9	EAP. 10007	1	C	each
437	Heading selector	Shackleton MR3	EAP. 10011	1	C	"
440	Heading selector	Valiant	EAP. 10015	1	C	"
443	Heading selector	Victor Mks. 1 & 1A.	EAP. 10020	1	C	"
446	Heading selector	Vulcan Mks. 1 & 1A.	EAP. 10025	1	C	"
427	Height section	Beverley	EAP. 10002	1	C	"
433	Height section	Canberra Mk. 9	EAP. 10006	1	C	"
436	Height section	Shackleton MR3	EAP. 10010	1	C	"
439	Height section	Valiant	EAP. 10014	1	C	"
442	Height section	Victor Mks. 1 & 1A.	EAP. 10019	1	C	"
445	Height section	Vulcan Mks. 1 & 1A.	EAP. 10024	1	C	"
	Case, transit	Ref. No. 222	—	1	—	—
	Spares :—						
	Fastener, Oddie atom	With wing. Reference 27FP/685	—	2	—	—
377	Knob, quick release	EAP. 4363	1	C	each
	Links :—						
	2 pin, red	Ref. No. 244	—	17	—	—
	3 pin, red	Ref. No. 245	—	2	—	—
	Washer, fastener, rubber	Reference 27FP/591	—	2	—	—

RESTRICTED

RESTRICTED

AIRCRAFT AUTOMATIC PILOT, MARK 10
MAJOR COMPONENTS, SERVICING SPARES AND TOOLS
SECTION 6TB—cont.

1	2	3	4	5	6	7	8
	COUPLING UNIT, bombing :—						
1649	Type B	Valiant Victor Mk. 1 & 1A. Vulcan Mk. 1 & 1A.	162 EAP.	1	A	each
	Accessories :—						
	Cards	Valiant	EAP. 10045	1	C	"
1668	Link setting	Valiant	EAP. 10045	1	C	"
1817	Link setting	Victor Mk. 1 & 1A.	EAP. 10051	1	C	"
449	Link setting	Vulcan Mk. 1	EAP. 10026	1	C	"
1815	Link setting	Vulcan Mk. 1A	EAP. 10052	1	C	"
360	Case, transit		1	A	"
	Spares :—						
1646	Cover, link panel...	Perspex	EAP. 7915	1	C	"
	Fastener	Oddie. Reference 27FP/686		1	—	—
	Knob, finger, non adjustable	Reference 10AK/0970182		2	—	—
475	Knob, large	EAP. 4873	1	C	each
470	Knob, small	EAP. 4949	1	C	"
472	Knob, small	EAP. 4872/2	1	C	"
474	Knob, small	EAP. 4872/1	1	C	"
391	Link, 3-way	EAP. 7450	2	C	"
471	Potentiometer	Modified	EAP. 4975	2	C	"
473	Potentiometer	Modified	EAP. 4787	2	C	"
476	Potentiometer	Modified	EAP. 4786	1	C	"
	Relay, type 1368	Reference 10F/19434		19	—	—
	Washer, fastener, rubber	Reference 27FP/591		1	—	—

RESTRICTED

7

RESTRICTED

AIRCRAFT AUTOMATIC PILOT, MARK 10
MAJOR COMPONENTS, SERVICING SPARES AND TOOLS
SECTION 6TB—cont.

1	2	3	4	5	6	7	8
	CUT-OUTS :—						
	Excess torque :—						
1715	C.10	Victor Mk. 1, 1A 2.	139/5 EAP.	1	A	each
404	C.14	Victor Mk. 1, 1A & 2.	139/3 EAP.	1	A	„
1941	C.23	Varsity Mk. 1 (S.O.O.).	139/8 EAP.	1	A	„
1754	C.25	Argosy	139/6 EAP.	1	A	„
1627	C.30	Beverley, Varsity	139/4 EAP.	1	A	„
1852	C.33	Argosy	139/7 EAP.	1	A	„
358	C.35	Argosy, Valiant	139/1 EAP.	1	A	„
357	C.40	Canberra Mk. 9, Valiant	139/2 EAP.	1	A	„
1961	D.10	Victor Mk. 2	191/3 EAP.	1	A	„
1962	D.14	Victor Mk. 2	191/2 EAP.	1	A	„
1943	D.23	Varsity (S.O.O.)	191/5 EAP.	1	A	„
1947	D.25	Argosy	191/4 EAP.	1	A	„
1944	D.30	Varsity (S.O.O.)	191/6 EAP.	1	A	„
1948	D.35	Argosy	191/1 EAP.	1	A	„
	Roll error :—						
401	Type A	Canberra Mk.s 9, 12 & 13. Shackleton MR3 Valiant Victor Mk. 1 & 1A. Vulcan Mk. 1 & 1A.	147 EAP.	1	A	„
	Accessories :—						
1611	Case, transit		1	B	„

RESTRICTED

RESTRICTED

AIRCRAFT AUTOMATIC PILOT, MARK 10
MAJOR COMPONENTS, SERVICING SPARES AND TOOLS
SECTION 6TB—cont.

1	2	3	4	5	6	7	8
1704	DETECTOR AND AMPLIFIER UNIT :— Type A	Canberra Mk. 9	600/EAP/1	1	A	each
1648	GYRO UNITS :— Type B	Argosy, Beverley Canberra Mks. 9, 12 & 13. Shackleton MR3 Valiant Varsity (S.O.O.) Victor Mks. 1, 1A & 2. Vulcøn Mks. 1, 1A & 2.	163 EAP.	1	A	,,
221	Accessories :— Case, transit	1	A	,,
1757	Spares :— Bank platform motor assembly	C/w potentiometer, switches, cam and gear box. 3rd line only.	—	1	A	,,
1659	Base, spring	3rd line only	EAP. 8583	1	C	,,
240	Bush, coned	3rd line only	EAP. 5532	1	C	,,
286	Clamp	For variable resistors. 3rd line only	EAP. 5020	2	C	,,
235	Cover, top, perspex	EAP. 5525	1	B	,,
1763	Dragcup motor assembly	3rd line only	HM/3/15.	1	A	,,
1755	Filter, outer, large	AM. 998	1	C	,,
254	Level, spirit	EAP. 3001	1	B	,,
365	Monitors, pendulum :— Bank	3rd line only	EAP. 5305	1	A	,,
364	Pitch	3rd line only	EAP. 5304	1	C	,,
1758	Motor	Complete	HM/19/11	1	A	,,
	Mounting A.V.	21 lbs. LD.SM.2 Reference 6TC/1107 ...	—	4	—	—

RESTRICTED

RESTRICTED

AIRCRAFT AUTOMATIC PILOT, MARK 10
MAJOR COMPONENTS, SERVICING SPARES AND TOOLS
SECTION 6TB—cont.

1	2	3	4	5	6	7	8
	GYRO UNITS—cont.						
	Type B—cont.						
	Spares—cont.						
	Nuts :—						
302	Special	3rd line only	EAP. 5658	1	C each
	Steel, $\frac{1}{4}$ in. B.S.F.	Reference 28M/12928 3rd line only		1	—
	Stiff, steel $\frac{1}{4}$ in. B.S.F.	Reference 28M/10290 3rd line only		3	—
361	“O” Ring, main support ring		1	C each
1759	Pitch platform motor assembly	C/w potentiometer and gear box. 3rd line only.	EAP. 8783	1	A ”
251	Plate, mounting	3rd line only	EAP. 5940	4	C ”
1642	Plug, rubber	3rd line only	EAP. 8586	3	C ”
1853	Rate Gyro assembly	C/w bracket. 3rd line only	EAP. 12197	3	A ”
	Resistors, variable :—						
	50 ohms, type 11156	Reference 10W/19143		1	—
	100 ohms, type 10413	Reference 10W/19324		1	—
1756	Retainer, filter	EAP. 12224	1	C each
247	Ring, cover, securing	EAP. 5316	1	C ”
248	Ring, filter, clamping	Used as a spare for Reference 6TC/1006 only.	EAP. 5501	1	C ”
	Screws :—						
	Phillips recess M.S.	Reference 28S/14662		6	—
	Special :—						
1658	Base spring	3rd line only	EAP. 8584	2	C each
236	Filter clamping ring	STD. 972/2	3	C ”
1761	S/S, rate gyro	3rd line only	EAP. 12196/1	2	C ”
1762	S/S, rate gyro	3rd line only	EAP. 12196/2	4	C ”
308	Steel, C/H 6B.A. $\times \frac{3}{32}$ in.	30/232/835/11	16	C ”
	Shims, special :—						
242	Thick	3rd line only	EAO. 5530	5	C ”
241	Thin	3rd line only	EAP. 5529	1	C ”
1641	Spacer	3rd line only	EAP. 8585	6	C ”

RESTRICTED

RESTRICTED

AIRCRAFT AUTOMATIC PILOT, MARK 10
MAJOR COMPONENTS, SERVICING SPARES AND TOOLS
SECTION 6TB—cont.

1	2	3	4	5	6	7	8
	GYRO UNITS—cont.						
	Type B—cont.						
	Spares—cont.						
363	Spring, connection	3rd line only	EAP. 211	9	C	each
304	Strip, sealing	3rd line only	EAP. 5660	1	C	"
253	Stud, mounting	3rd line only	EAP. 5941	4	C	"
1657	Switch, mercury	3rd line only	EAP. 8580	1	C	"
	Transformer assembly	Reference 6C/2066		1	—	—
	Washers :—						
239	Convex 'A'	3rd line only	EAP. 5531	1	C	each
238	Convex 'B'	3rd line only	EAP. 5528	4	C	"
250	Retainer	EAP. 5526	5	C	"
237	Self aligning	3rd line only	EAP. 5527	4	C	"
303	Tongue, special	3rd line only	EAP. 5659	1	C	"
	Autothrottle :—						
1687	Type A	Victor Mk. 2 ... Vulcan Mk. 2.	107RGS/1	2	A	"
	INDICATORS :—						
	Airspeed detector :—						
1686	Type A	Victor Mk. 2 ... Vulcan Mk. 2.	101/1 SAS.	1	A	"
	Phase and Altitude, auto-landing :—						
1829	Type A	Vulcan Mk. 2	SF/22. AMR/ MB/1.	1	A	"
1963	Type B	Victor Mk. 2	SF/22. AMR/ MB/4.	1	A	"
1957	Type C	Argosy	SF/22. AMR/ MB/5.	1	A	"
1958	Type D	Varsity (S.O.O.)	SF/22. AMR/ MB/6.	1	A	"

RESTRICTED

RESTRICTED
11

AIRCRAFT AUTOMATIC PILOT, MARK 10
MAJOR COMPONENTS, SERVICING SPARES AND TOOLS
SECTION 6TB—cont.

1	2	3	4	5	6	7	8
218	Remote trim :— Type A	Beverley Canberra PR9 Canberra Mk. 12 (R.N.Z.A.F.). Canberra T.13 (R.N.Z.A.F.). DH125 Shackleton MR3	No Spares	131 EAP.	1	A	each
301 1676	Accessories :— Case, transit Type B Argosy, Valiant Varsity Vulcan Mk. 1, 1A & 2.	No spares	165 EAP.	1 1	A A	, ,
1952	INTEGRATOR UNITS :— Autothrottle :— Type B	Victor Mk. 2 ... Vulcan Mk. 2.	105/1 SUE.	1	A	,
1940	Accessories :— Case, transit Spares :—		1	B	,
1977	Amplifiers assembly	SUE. 1751	1	A	,
1980	Comparator unit	SUE. 1742	1	A	,
1978	Integrator unit	SUM. 400	1	A	,
1979	Power supply unit	SUE. 1741	1	A	,
1981	Three phase failure detector and rate assembly.	SUE. 1743	1	A	,

RESTRICTED

RESTRICTED

AIRCRAFT AUTOMATIC PILOT, MARK 10
MAJOR COMPONENTS, SERVICING SPARES AND TOOLS

SECTION 6TB—cont.

1	2	3	4	5	6	7	8
403	JUNCTION BOXES :— Type A	Beverley ... Canberra Mk. 9, 12 & 13. Valiant.	145 EAP.	1	A	each
1682	Type B	Varsity (S.O.O.) Vulcan Mk. 2.	170/1 EAP.	1	A	,,
1713	Type C	Argosy	180/2 EAP.	1	A	,,
1821	Type D	Argosy Victor Mk. 2 Vulcan Mk. 2	156/1 EAP.	1	A	,,
1612	Accessories :— Case, transit	For types A, B, C, and D. (Ref. Nos. 403, 1682, 1713 and 1821).		1	B	,,
1953	Autothrottle :— Type B	Victor Mk. 2 ... Vulcan Mk. 2.	101 JBU/2	1	A	,,
	Spares :— Receptacles, Box mounting :—		3rd line only.		1	—	—
	Pigmy A.T.1	Reference 10H/9711175		1	—	—
	Pigmy A.T.2	Reference 10H/9711176		1	—	—
	Pigmy A.T.3	Reference 10H/9713790		1	—	—
	Pigmy A.T.4	Reference 10H/9711167		1	—	—
	Pigmy A.T.5	Reference 10H/9711165		1	—	—
	Pigmy A.T.7	Reference 10H/9713789		1	—	—
	Pigmy A.T.8	Reference 10H/9711170		1	—	—
	Pigmy A.T.9	Reference 10H/9711173		1	—	—
	Pigmy A.T.10	Reference 10H/9711171		1	—	—
	Pigmy A.T.11	Reference 10H/9711161		1	—	—
	Pigmy A.T.12	Reference 10H/9711166		1	—	—
	Pigmy A.T.13	Reference 10H/9711172		1	—	—

RESTRICTED

RESTRICTED

AIRCRAFT AUTOMATIC PILOT, MARK 10
MAJOR COMPONENTS, SERVICING SPARES AND TOOLS
SECTION 6TB—cont.

1	2	3	4	5	6	7	8
	JUNCTION BOXES—cont.						
	Autothrottle—cont.						
	Type B—cont.						
	Spares—cont.						
	Pigmy A.T.14	Reference 10H/9711174		1	—	—
	Pigmy A.T.15	Reference 10H/9711163		1	—	—
1982	Socket, cannon	Modified. 3rd line only	SUE/197/2	12	—	—
	LOCKING UNITS :—						
1681	Type B	Varsity (S.O.O.) Victor Mk. 2 Vulcan Mk. 2.	161/1 EAP.	1	A	each
	Spares :—						
	Amplifiers :—						
1795	Airspeed	3rd line only	EAP. 9305	1	A	"
1792	Azimuth	3rd line only	EAF. 9302	1	A	"
1793	Glide path	3rd line only	EAP. 9303	1	A	"
1794	Height	3rd line only	EAP. 9304	1	A	"
	Covers :—						
1809	Left side	3rd line only	SFS.2357/2	1	C	"
1808	Right side...	3rd line only	SFS.2357/1	1	C	"
	Relay, STC type T.1368	Reference 10F/19434. 3rd line only		23	—	—
	Screw, cover retaining	Reference 28S/1007469. 3rd line only		8	—	—
1769	Stud locating	3rd line only	SFS. 2362	2	C	each
	Washer, cup, 4B.A.	Reference 29C/4046. 3rd line only		8	—	—
1709	Type C	Argosy	178/1 EAP.	1	A	each
1820	Type D	Argosy Victor Mk. 2 Vulcan Mk. 2	155/1 EAP.	1	A	"

RESTRICTED

RESTRICTED

AIRCRAFT AUTOMATIC PILOT, MARK 10
MAJOR COMPONENTS, SERVICING SPARES AND TOOLS
SECTION 6TB—cont.

1	2	3	4	5	6	7	8
	LOCKING UNITS—						
	Type D—cont.						
	Spares :—						
	Amplifiers :—						
	Airspeed	Ref. No. 1795. 3rd line only		1	—	—
	Glide Path	Ref. No. 1793. 3rd line only		1	—	—
	Height	Ref. No. 1794. 3rd line only		1	—	—
	Covers :—						
	Left side	Ref. No. 1809. 3rd line only		1	—	—
	Right side...	Ref. No. 1808. 3rd line only		1	—	—
	Relay, STC... Type T.1368	Reference 10F/19434. 3rd line only		23	—	—
	Screw, cover retaining	Reference 28S/1007469. 3rd line only		8	—	—
	Stud, locating	Ref. No. 1769. 3rd line only		2	—	—
	Washer, cup 4B.A.	Reference 29C/4046. 3rd line only		8	—	—
1827	Type E	Argosy	183/1 EAP.	1	A	each
	Spares :—						
	Amplifiers :—						
	Airspeed	Ref. No. 1795. 3rd line only		1	—	—
	Glide path	Ref. No. 1793. 3rd line only		1	—	—
	Height	Ref. No. 1794. 3rd line only		1	—	—
	Covers :—						
	Left side	Ref. No. 1809. 3rd line only		1	—	—
	Right side...	Ref. No. 1808. 3rd line only		1	—	—
	Relay, S.T.C. type T.1368	Reference 10F/19434. 3rd line only		23	—	—
	Screw, cover retaining	Reference 28S/1007469. 3rd line only		8	—	—
	Stud, locating	Ref. No. 1769. 3rd line only		2	—	—
	Washer, cap	Reference 29C/4046. 3rd line only		8	—	—
1671	MACH COMPENSATOR ,Supply Unit :—						
	Type A	Victor Mks. 1, 1A & 2.	104/1 SUE.	1	A	each
	Spares :—						
	Diodes, Silicone	Reference 10CV/7045. Valve		2	—	—

RESTRICTED

RESTRICTED

AIRCRAFT AUTOMATIC PILOT, MARK 10
MAJOR COMPONENTS, SERVICING SPARES AND TOOLS
SECTION 6TB—cont.

1	2	3	4	5	6	7	8
	MACH COMPENSATOR, Supply Unit—cont.						
	Type A—cont.						
	Plugs :—						
	6 way	Reference 10H/0560080		1	—	—
	25 way	Reference 10H/0560203		1	—	—
	Jack, Igranic, Type P.40	Reference 10H/1936. Plug 391		1	—	—
	Sockets :—						
	6 way	Reference 10H/0560263		1	—	—
	25 way	Reference 10H/0560383		1	—	—
1885	Transformer assembly	STD. /1580/1	1	A	each
1670	MACH COMPENSATOR Unit	Victor Mks. 1 & 1A.	KTG 2101	1	A	„
	MOUNTINGS :—						
	Amplifier :—						
349	Type B	Beverley Shackleton MR3 Canberra Mks. 9, 12 & 13. Valiant	134 EAP.	1	A	„
	Spares :—						
	Clamps	Reference 6TC/1029		2	—	—
	Mounting, anti-vibration	Reference 6TC/1030		4	—	—
	Nuts, wing	Reference 6TC/1028		2	—	—
	Autothrottle :—						
1731	Type A	Victor Mk. 2 Vulcan Mk. 2	101/MTG/1	1	B	each
	Spares :—						
1883	Barrymounts GB.896—20.RG	Rear	GB.896—20.RG	2	C	„
1801	Barrymounts GB.896—25.RG	Front	40—141—134	2	C	„

RESTRICTED

16

RESTRICTED

AIRCRAFT AUTOMATIC PILOT, MARK 10
MAJOR COMPONENTS, SERVICING SPARES AND TOOLS

SECTION 6TB—cont.

1	2	3	4	5	6	7	8
	MOUNTINGS—cont.						
	Autothrottle Gyro Unit :—						
1698	Type A	Victor Mk. 2 ... Vulcan Mk. 2	101/1 RGU.	1	B	each
	Spares :—						
1970	Handle, test	RGU. 72	1	C	..
1933	Nut, special, long	3rd line only	RGU. 70	1	C	..
1934	Nut, special, short	3rd line only	RGU. 71	2	C	..
	Plug, 10 pin	Reference 10H/9402599		2	—	—
	Socket, Unitor, 8 pin	Reference 10H/0562507		2	—	—
1935	Spring	RGU. 73	3	C	each
	Autothrottle servo motor :—						
1693	Type A	Victor Mk. 2	201/RAA.	4	B	..
	Spares :—						
1884	Clutch, Servo	3rd line only	RAA/153	1	C	..
1873	Type B	Vulcan Mk. 2	201/3 RAA.	4	B	..
	Spares :—						
	Clutch, Servo	Ref. No. 1884. 3rd line only	RAA. 153	1	C	..
	Auto Trim Servomotor :—						
1744	Type A	Argosy	No spares	187/1 EAP.	1	A	..
1819	Type B	Varsity	No spares	189/1 EAP.	1	A	..
	Coupling Unit :—						
350	Type B	Beverley Shackleton MR3 Canberra 9 Canberra 12 R.N.Z.A.F. Canberra T.13 R.N.Z.A.F.	136 EAP.	1	A	..

RESTRICTED

RESTRICTED

AIRCRAFT AUTOMATIC PILOT, MARK 10
MAJOR COMPONENTS, SERVICING SPARES AND TOOLS
SECTION 6TB—cont.

1	2	3	4	5	6	7	8
	MOUNTINGS—cont.						
	Coupling Unit—cont.						
	Type B—cont.						
	Spares :—						
378	Clamp	Reference 6TC/1029		2	—	—
	Mounting, A.V.12.G	Barrymount 896—12.G		4	C	each
	Nut, wing, assy.	Reference 6TC/1028		2	—	—
	Detector and Amplifier Unit :—						
1705	Type A	Canberra P.R.9	601/EAP/1	1	A	each
402	Multiplex	143 EAP.	2	C	—
		Argosy			1		
		Canberra B12			1		
		Canberra T.13			1		
		Shackleton MR3			1		
		Valiant (all Mk.s.)			1		
		Varsity			2		
		Victor					
		Mk. 1 & 1A.			1		
		Victor Mk. 2			2		
		Vulcan Mk. 1 & 1A.			1		
		Vulcan Mk. 2			2		
	Spares :—						
1749	Barrymount GB/770/3.G	Front	40—141—133	4	C	each
1750	Barrymount GB/770/2.G	Rear		4	C	”
	Pad Gearing :—						
	Autothrottle Amplifier :—						
1724	Flare	Victor 2	108.SUE/1	2	A	”
1729	Flare	Vulcan 2	108.SUE/2	2	A	”
1725	Func.	Victor 2	108.SUE/1	2	A	”
1730	Func.	Vulcan 2	108.SUE/2	2	A	”
1723	Pre.	Victor 2	107.SUE/1	2	A	”
1728	Pre.	Vulcan 2	107.SUE/2	2	A	”

RESTRICTED

RESTRICTED

AIRCRAFT AUTOMATIC PILOT, MARK 10
MAJOR COMPONENTS, SERVICING SPARES AND TOOLS
SECTION 6TB—cont.

1	2	3	4	5	6	7	8
	MOUNTINGS—cont.						
	PAD GEARING—cont.						
	Comp. :—						
1830	A.T.C.U.	Victor 2	109.SUE/1	2	A	each
1831	A.T.C.U.	Vulcan 2	109.SUE/2	2	A	"
	Locking unit :—						
1619	Type A	Vulcan 2	153/1 EAP.	1	A	"
1625	Type B	Victor 2	153/2 EAP.	1	A	"
1711	Type F	Argosy	184/1 EAP.	1	A	"
1740	Type G	Varsity	153/4 EAP.	1	A	"
1752	Type H	Argosy	153/3 EAP.	1	A	"
1842	Type J	Argosy	179/1 EAP.	1	A	"
1719	Mach Compensator	Victor 1 & 1A	103/1 EAP.	1	A	"
1822	Mach Compensator	Victor 2	103/2 EAP.	1	A	"
1834	No. 1 (L.U.)	Victor 2	181/1 EAP.	1	A	"
1839	No. 1 (L.U.)	Vulcan 2	181/2 EAP.	1	A	"
1871	No. 1 (L.U.) Type L	Varsity	181/3 EAP.	1	A	"
1832	No. 1 (S.C.U.)	Victor 2	167/3 EAP.	1	A	"
1955	No. 1 (S.C.U.)	Vulcan 2	197/2 EAP.	1	A	"
1868	No. 1 (S.C.U.) Type L	Varsity	167/4 EAP.	1	A	"
1835	No. 2 (L.U.)	Victor 2	182/1 EAP.	1	A	"
1840	No. 2 (L.U.)	Vulcan 2	182/2 EAP.	1	A	"
1828	No. 2 (L.U.) Type F	Argosy	185/1 EAP.	1	A	"
1872	No. 2 (L.U.) Type L	Varsity	182/3 EAP.	1	A	"
1833	No. 2 (S.C.U.)	Victor 2	168/3 EAP.	1	A	"
1956	No. 2 (S.C.U.)	Vulcan 2	198/1 EAP.	1	A	"
1826	No. 2 (S.C.U.) Type F	Argosy	168/1 EAP.	1	A	"
1869	No. 2 (S.C.U.) Type L	Varsity	168/4 EAP.	1	A	"
1946	P.C.U. Type F	Argosy	195/ EAP.	1	A	"
	Servo Control Unit :—						
1618	Type A	Vulcan 2	151/1 EAP.	1	A	"
1624	Type B	Victor 2	151/2 EAP	1	A	"

RESTRICTED

RESTRICTED

AIRCRAFT AUTOMATIC PILOT, MARK 10
MAJOR COMPONENTS, SERVICING SPARES AND TOOLS
SECTION 6TB—cont.

1	2	3	4	5	6	7	8
	MOUNTINGS—cont.						
	Pad Gearing—cont.						
1707	Type E	Canberra PR.9...	603/EAP/1	1	A	each
1710	Type F	Argosy	167/1 EAP.	1	A	"
1738	Type G	Varsity	151/4 EAP.	1	A	"
1751	Type H	Argosy	151/3 EAP.	1	A	"
	Sense Unit, Servo Control :—						
1620	Type A	Vulcan 2	154/1 EAP.	1	A	"
1626	Type B	Victor 2	154/2 EAP	1	A	"
1712	Type F	Argosy	169/1 EAP.	1	A	"
1739	Type G	Varsity	154/4 EAP.	1	A	"
1753	Type H	Argosy	154/3 EAP.	1	A	"
1841	Type J	Vulcan 2	169/2 EAP.	1	A	"
1836	Type K	Victor 2	169/3 EAP.	1	A	"
1870	Type L	Varsity	169/4 EAP.	1	A	"
	Servomotors, complete	Will normally be demanded and supplied complete. Covers, mounting, must be in position when the Servo motor mounting is in transit, storage, etc., or, installed in aircraft without the Servomotor itself in place. The cover, mounting is removed when he Servomotor itself is installed.				
			Note :—Covers, mounting may be demanded separately.				

RESTRICTED

RESTRICTED

AIRCRAFT AUTOMATIC PILOT, MARK 10
MAJOR COMPONENTS, SERVICING SPARES AND TOOLS
SECTION 6TB—cont.

1	2	3	4	5	6	7	8
	MOUNTINGS—cont.						
	Servomotors—cont.						
232	Type A Comprising Ref. Nos. 233 and 203 ...	Argosy Beverley Canberra 9 Canberra 12 Canberra T.13 Shackleton MK.3 Valiant 1 Varsity Victor 1, 1A & 2 Vulcan 1, 1A & 2	111 EAP.	1 2 2 3 3 2 2 1 2 3	A	each " " " " " " " " " "
	Spares :—						
233	Coverplate, mounting servomotor	On removal of the coverplate this mounting becomes Ref. No. 203.	EAP. 5041		C	"
203	Mounting, servomotor			A	"
	Accessories :—						
226	Case, transit			1	A
356	Type B Comprising Ref. Nos. 233 and 355 ...	Argosy, Beverley Canberra 9 Shackleton MR3 Varsity Valiant Victor 1, 1A & 2	113 EAP.	1 2	A A	" "
	Spares :—						
	Coverplate, mounting Servomotor	Ref. No. 233. On removal of the coverplate, this mounting becomes Ref. No. 355.		1	—	—
355	Mounting, Servomotor		1	A	each
371	Shaft output assy.	Type B only	EAP. 5038	1		"

RESTRICTED

RESTRICTED

AIRCRAFT AUTOMATIC PILOT, MARK 10
MAJOR COMPONENTS, SERVICING SPARES AND TOOLS

SECTION 6TB—cont.

1	2	3	4	5	6	7	8
	MOUNTINGS—cont. Servomotors—cont. Type B—cont. Spares :—						
			For Reference 6TC/1010 and 6TC/1044 only.				
271	Flange, output	EAP. 5180	1		“
272	Nut, locking	EAP. 3245	1		”
311	Screw, special 8B.A. × ¼ in. zinc plated	30—232—060—27	6		
369	Shaft, output assy.	EAP. 5024	1	A	
370	Washer, sealing	EAP. 8282	1	—	—
216	SELECTOR, Heading Type A	Beverley C1 Canberra 9 Shackleton MR.3 Valiant 1 Victor 1 Vulcan 2	...	2 S.M.T.	1	A	each
	Accessories :—						
229	Case, transit		1	A	”
	PANELS :— Flight Control :—						
1656	Type A	Argosy Varsity Victor 2	...	140 EAP.	1	A	each
	Spares :—						
	Switch, assy., push button	Reference 6TC/1091	EAP. 12123/1	1	B	”
	Indicator, magnetic	Reference 5CZ/5858 “1n”	—	1	—	—
	Indicator, magnetic	Reference 5CZ/7138 “Ready”	—	1	—	—
	Knobs :—						
	Bomb switch	Ref. No. 1632	EAP. 8382/M	1	C	each
	Engage switch	Ref. No. 1628	EAP. 6293/M	1	C	”

RESTRICTED

RESTRICTED

AIRCRAFT AUTOMATIC PILOT, MARK 10
MAJOR COMPONENTS, SERVICING SPARES AND TOOLS
SECTION 6TB—cont.

1	2	3	4	5	6	7	8
	PANELS—cont.						
	Flight Control—cont.						
	Type A—cont.						
	Glide switch	Ref. No. 1631	EAP. 8380/M	1	C	each
	Power switch	Ref. No. 1629	EAP. 8376/M	1	C	"
	Track switch	Ref. No. 1630	EAP. 8378/M	1	C	"
1851	Switch, hold-on	Type A only	EAP. 12590	1	C	"
	Switch, toggle, S.P. on/off	...	Reference 5CW/6894	—	3	C	"
1694	Type B	Varsity, Victor 2	...	172/1 EAP.	1	C	each
	Spares :—						
1882	Bank assy., Pot and centring contacts	...	Type B, panel only	EAP. 8402	1	C	"
	Controlling, pitch	Type B, panel only. Ref. No. 1799	EAP. 12132/1	1	C	"
	Indicator, magnetic	Reference 5CZ/5858 "1n"	—	1	C	"
	Indicator, magnetic	5CZ/7138 "Ready"	—	1	C	"
	Knobs :—						
	Bomb switch	Ref. No. 1632	—	1	C	"
	Engage switch	Ref. No. 1628	—	1	C	"
	Glide switch	Ref. No. 1631	—	1	C	"
	Power switch	Ref. No. 1629	—	1	C	"
	Track switch	Ref. No. 1630	—	1	C	"
	Switch, toggle, S.P. on/off	...	Reference 5CW/6894	—	3	C	"
1722	Type C	Argosy	188/1 EAP.	1	C	each
	Spares :—						
	Indicator, magnetic	Reference 5CZ/5858 "1n"	—	1	C	"
	Indicator, magnetic	Reference 5CZ/7138 "Ready"	—	1	C	"
	Knobs :—						
	Bomb switch	Ref. No. 1632	—	1	C	"
	Engage switch	Ref. No. 1628	—	1	C	"
	Glide switch	Ref. No. 1631	—	1	C	"
	Power switch	Ref. No. 1629	—	1	C	"
	Track switch	Ref. No. 1630	—	1	C	"
	Switch, toggle, S.P. on/off	...	Reference 5CW/6894	—	3	C	"

RESTRICTED

RESTRICTED

AIRCRAFT AUTOMATIC PILOT, MARK 10
MAJOR COMPONENTS, SERVICING SPARES AND TOOLS
SECTION 6TB—cont.

1	2	3	4	5	6	7	8
	PLATFORM CONTROL UNIT :—						
1616	Type A	Argosy ... Varsity Victor 2 Vulcan 2	148 EAP.	1	A	each
	Spares :—						
	Amplifier :—						
1966	Comparator, pitch	EAP. 14082	1	A	"
1814	Integrator, pitch	EAP. 14084	1	A	"
1786	Motor, bank	EAP. 9177	1	A	"
1787	Motor, pitch	EAP. 9178	1	A	"
	Cover, side :—						
1782	Left	SFS. 2357/4	1	C	"
1807	Right	SFS. 2357/5	1	C	"
1789	Knob, black	EAP. 6253/M	1	C	"
1791	Nut, ring, knob	EAP. 3629	1	C	"
—	Relay, STC., Type 4190 G.B.	Reference 10F/0119881	...	17	—	—
—	Screw, steel, 4 B.A. × $\frac{7}{16}$ in. CSK, A33-B-14	Reference 28S/1007469	...	8	—	—
—	Spring, relay retaining	Reference 6B/3202	...	17	—	—
—	Stud, locating	Ref. No. 1769	...	2	C	each
1775	Washer, cup, sealing	EAP. 5524	2	C	"
—	Washer, cup, side cover, 4 B.A.	Reference 29C/4046	...	8	—	—
1680	Type B	Varsity ... Victor 2 Vulcan 2	160/1 EAP.	1	A	each
	Spares :—						
	Amplifier :—						
—	Comparator, pitch	Ref. No. 1966	...	1	—	—
—	Integrator, pitch	Ref. No. 1814	...	1	—	—
—	Motor, bank	Ref. No. 1786	...	1	—	—
—	Motor, pitch	Ref. No. 1787	...	1	—	—

RESTRICTED

RESTRICTED

AIRCRAFT AUTOMATIC PILOT, MARK 10
MAJOR COMPONENTS, SERVICING SPARES AND TOOLS
SECTION 6TB—cont.

1	2	3	4	5	6	7	8
	PLATFORM CONTROL UNIT—cont.						
	Type B—cont.						
	Spares—cont.						
	Amplifier—cont.						
—	Cover, side						
—	Left	Ref. No. 1782		1	—
—	Right	Ref. No. 1807		1	—
—	Knob, black	Ref. No. 1789		1	—
—	Nut, ring, knob	Ref. No. 1791		1	—
—	Relay, STC., Type 4190 G.B.	Reference 10F/0119881		17	—
—	Screw, steel, 4 B.A. × $\frac{7}{16}$ in. CSK A33-B-14	Reference 28S/1007469		8	—
—	Spring, relay, retaining	Reference 6B/3202		17	—
—	Stud, locating	Ref. No. 1769		2	—
—	Washer, cup, sealing	Ref. No. 1775		2	—
—	Washer, cup, side cover, 4 B.A.	Reference 29C/4046		8	—
1945	Type C	Argosy	194/1 EAP.	1	A each
	Spares :—						
	Amplifier :—						
—	Comparator, pitch	Ref. No. 1966		1	—
—	Integrator, pitch	Ref. No. 1814		1	—
—	Motor, bank	Ref. No. 1786		1	—
—	Motor, pitch	Ref. No. 1787		1	—
	Cover, side						
—	Left	Ref. No. 1782		1	—
—	Right	Ref. No. 1807		1	—
—	Knob, black	Ref. No. 1789		1	—
—	Nut, ring knob	Ref. No. 1791		1	—
—	Relay, STC., Type 4190 G.B.	Reference 10F/0119881		17	—
—	Screw, steel, 4 B.A. × $\frac{7}{16}$ in. CSK A33-B-14	Reference 28S/1007469		8	—
—	Spring, relay retaining	Reference 6B/3202		17	—

RESTRICTED

RESTRICTED

AIRCRAFT AUTOMATIC PILOT, MARK 10
MAJOR COMPONENTS, SERVICING SPARES AND TOOLS
SECTION 6TB—cont.

1	2	3	4	5	6	7	8
	PLATFORM CONTROL UNIT—cont.						
	Type C—cont.						
	Spares—cont.						
	Amplifier—cont.						
—	Studs, locating	Ref. No. 1769		2	—
—	Washer, cup, sealing	Ref. No. 1775		2	—
—	Washer, cup, side cover, 4 B.A.	Reference 29C/4046		8	—
1718	PRESSURE UNIT :—				144/1 EAP.	1	A
	Type B	Argosy, Varsity Victor 2 Vulcan 2					each
—	Airspeed Detector Assy.	Reference 6TC/1101		1	—
—	Clip, hose, Type J, Mark 3	Reference 28E/8185		1	—
—	Clip, hose, Type J, Mark 4	Reference 28E/8186		1	—
1747	Height detector assy.						
	Strip, clamping :—						
1805	Airspeed detector	EAP. 8252	1	C
1804	Height detector	EAP. 8251	1	C
—	Tube, rubber, 0.250 in. I.D. × 0.500 in. O.D.	Reference 6TC/1123		24	—
	RACK MOUNTING						
1622	Type A	Argosy, Varsity Vulcan 2		...	152 EAP.	1	A
	Spares :—						
—	Barrymount, Type G.B.-896-25R.G.	Ref. No. 1801		4	—
1663	Type B	Victor 2	164 EAP.	1	A

RESTRICTED

RESTRICTED

AIRCRAFT AUTOMATIC PILOT, MARK 10
MAJOR COMPONENTS, SERVICING SPARES AND TOOLS
SECTION 6TB—cont.

1	2	3	4	5	6	7	8
	SELECTORS, PILOT'S						
1623	Type A	Vulcan 2, Mk. 10A	141 EAP.	1	A	each
	Spares :—	Autopilot.					
—	Indicator, magnetic "In"	Reference 5CZ/5858		1	—	—
—	Indicator, magnetic "Ready"	Reference 5CZ/7138		1	—	—
—	Knob, bomb switch	Ref. No. 1632		1	—	—
—	Knob, engage switch	Ref. No. 1628		1	—	—
—	Knob, glide switch	Ref. No. 1631		1	—	—
—	Knob, power switch	Ref. No. 1629		1	—	—
—	Knob, track	Ref. No. 1630		1	—	—
—	Lamp, pea, 28 v., 0.04 amp.	Reference 5L/9959118		4	—	—
—	Lampholder, plastek (black/red)	Reference 5CX/5143		4	—	—
1797	Nut, ring, hold-on switch		5	—	—
1798	Nut, ring, switch		3	—	—
—	Switch assembly, pushbutton	Reference 6TC/1091		1	—	—
—	Switch, toggle S.P., on/off	Reference 5CW/6894		3	—	—
1855	Turn-pull, hold-on switch (1 A.S./ALT) assembly.		1	C	EACH
1677	Type B	Vulcan 2, Mk. 10B	171 EAP.	1	A	each
	Spares :—	Autopilot.					
—	Bank pot. and centring contacts assembly	Ref. No. 1882		1	—	—
—	Control assembly, pitch	Ref. No. 1799		1	—	—
—	Indicator, magnetic "In"	Reference 5CZ/5858		1	—	—
—	Indicator, magnetic "Ready"	Reference 5CZ/7138		1	—	—
—	Knob, bomb switch	Ref. No. 1632		1	—	—
—	Knob, engage switch	Ref. No. 1628		1	—	—
—	Knob, glide switch	Ref. No. 1631		1	—	—
—	Knob, power switch	Ref. No. 1629		1	—	—
—	Knob, track switch	Ref. No. 1630		1	—	—
—	Lamp, pea, 28v. 0.04 amp.	Reference 5L/9959118		4	—	—
—	Lampholder, plastek (Black/red)	Reference 5CX/5143		4	—	—

RESTRICTED

27

RESTRICTED

AIRCRAFT AUTOMATIC PILOT, MARK 10
MAJOR COMPONENTS, SERVICING SPARES AND TOOLS
SECTION 6TB—cont.

1	2	3	4	5	6	7	8
	SELECTORS, PILOT'S—cont.						
	Type B—cont.						
	spares—cont.						
	Nut, ring, hold-on switch	Ref. No. 1797		5	—
	Nut, ring, switch	Ref. No. 1798		3	—
1877	Panel, transilluminated		1	—
	Switch, hold-on	Ref. No. 1851		1	—
	Switch, toggle, S.P. on/off	Reference 5CW/6894		3	—
1881	Turn-pull, hold-on switch assembly :—						
	A/L Prime		1	—
	IAS/ALT	Ref. No. 1855		1	—
	SERVO CONTROL UNIT :—						
1615	Type A	Vulcan 2	150. EAP	1	A each
	Spares :—						
1768	Amplifiers, roll error, cut-out	EAP. 10514/1	1	A "
	Amplifier, servo :—						
1770	Aileron	EAP. 11227/1	1	A "
1772	Elevator	EAP. 11227/2	1	A "
1774	Rudder	EAP. 11227/3	1	A "
1767	Yaw-damping	EAP. 9802	1	A "
	Cover :—						
1783	Engraved perspex	EAP. 9624	1	C "
1780	Engraved perspex (R.H. Pot)	EAP. 9620	1	C "
1773	Left side	SFS. 2357/9	1	C "
1771	Right side...	SFS. 2357/8	1	C "
	Cup washer, screw, brass No. 8 gauge	Reference 29C/4046		8	C "
1785	Pillar, distance	EAP. 9621	8	C "
	Plug, 40 way	Reference 110H/6445133		—	—
	Relay, STC. 4190. GB	Reference 10F/0119881		25	—
	Relay, time delay	Reference 10F/19700	40—617—720	1	—
	Relay, roll error amp.	Reference 10F/9485398	40—617—139	1	—

RESTRICTED

RESTRICTED

AIRCRAFT AUTOMATIC PILOT, MARK 10
MAJOR COMPONENTS, SERVICING SPARES AND TOOLS
SECTION 6TB—cont.

1	2	3	4	5	6	7	8
	SERVO CONTROL UNIT—cont.						
	Type A—cont.						
	Spares—cont.						
1776	Screw, special, vent cover	EAP. 9491	8	C each
	Screw, 4B.A. $\times \frac{1}{8}$ in. C'sk. St.	Reference 28S/1007469		10	—
	Socket, 12 way	Reference 5D/1811		5	—
	Socket, 25 way, SK.6	Reference 10H/0560381		1	—
	Socket, 25 way, SK.7	Reference 10H/0560382		1	—
1777	Spacer, vent cover		8	—
	Stud, locating	Ref. No. 1769		2	—
	Washer, cup, sealing	Ref. No. 1775		2	—
1737	Type C	Argosy, Varsity			150/1 EAP.	1	A each
	Spares :—						
	Amplifier, cut-out, roll error	Ref. No. 1768		5	—
	Amplifier, servo :—						
	Aileron	Ref. No. 1770		5	—
	Elevator	Ref. No. 1772		5	—
	Rudder	Ref. No. 1774		5	—
	Amplifier, Yaw damping	Ref. No. 1767		5	—
	Cover :—						
	Engraved perspex	Ref. No. 1783		1	—
	Engraved perspex (R.H. Pot)	Ref. No. 1780		1	—
	Left side	Ref. No. 1773		1	—
	Right side...	Ref. No. 1771		1	—
	Cup washer, screw, brass, No. 8 gauge	Reference 29C/4046		8	—
	Pillar, distance	Ref. No. 1785		8	—
	Plug, 40 way	Reference 110H/6445133		2	—
	Relay, STC. 4190, GB	Reference 10F/0119881		25	—
	Relay, time delay	Reference 10F/19700		1	—
	Relay, roll error amp.	Reference 10F/9485398		1	—
	Screw, special, vent cover	Ref. No. 1776		8	—

RESTRICTED

RESTRICTED

AIRCRAFT AUTOMATIC PILOT, MARK 10
MAJOR COMPONENTS, SERVICING SPARES AND TOOLS
SECTION 6TB—cont.

1	2	3	4	5	6	7	8
	SERVO CONTROL UNITS—cont.						
	Type C—cont.						
	Spares—cont.						
	Cover:—cont.						
	Screw 4B.A. × $\frac{7}{16}$ in. C'sk. St.	Reference 28S/1007469	10	—	—
	Socket, 12 way	Reference 5D/1811	5	—	—
	Socket, 25 way	Reference 10H/0560381	1	—	—
	Socket, 25 way	Reference 10H/0560382	2	—	—
	Spacer, vent cover	Ref. No. 1777	8	—	—
	Stud, locating	Ref. No. 1769	2	—	—
	Washer, cup, sealing	Ref. No. 1775	2	—	—
1936	Type D	Argosy, Varsity, Vulcan 2.	166/4 EAP.	A	each
	Spares :—						
	Amplifier, cut-out, roll error	Ref. No. 1768	5	—	—
	Amplifier, Servo, aileron	Ref. No. 1770	5	—	—
	Amplifier, Servo, elevator	Ref. No. 1772	5	—	—
	Amplifier, Servo, rudder	Ref. No. 1774	5	—	—
	Amplifier, Yaw damping	Ref. No. 1767	5	—	—
1876	Amplifier, Yaw damping	EAP. 11012	A	each
	Cover :—						
	Engraved perspex	Ref. No. 1783	1	—	—
	Engraved perspex (R.H. Pot.)	Ref. No. 1780	1	—	—
	Left side	Ref. No. 1773	1	—	—
	Right side...	Ref. No. 1771	1	—	—
	Cup washer, screw, brass No. 8 gauge	Reference 29C/4046	8	—	—
	Pillar, distance	Ref. No. 1785	8	—	—
	Plug, 40 way	Reference 110H/6445133	2	—	—
	Relay, STG.4190.GB	Reference 10F/0119881	25	—	—
	Relay, time delay	Reference 10F/19700	1	—	—
	Relay, roll error amp.	Reference 10F/9485398	1	—	—
	Screw, special, vent cover	Ref. No. 1776	8	—	—

RESTRICTED

RESTRICTED

AIRCRAFT AUTOMATIC PILOT, MARK 10
MAJOR COMPONENTS, SERVICING SPARES AND TOOLS
SECTION 6TB—cont.

1	2	3	4	5	6	7	8
	SERVO CONTROL UNIT—cont.						—
	Type D—cont.						
	Screw, 4B.A. × $\frac{7}{16}$ in. C'sk. St.	Reference 28S/1007469 ...		10	—
	Socket 12 way	Reference 5D/1811 ...		5	—
	Socket 25 way	Reference 10H/0560381 ...		1	—
	Socket 25 way	Reference 10H/0560382 ...		2	—
	Spacer, vent cover	Ref. No. 1777 ...		8	—
	Stud, locating	Ref. No. 1769 ...		2	—
	Washer, Cup, sealing	Ref. No. 1775 ...		2	—
1942	Type E ...	Victor 2	196/1 EAP.	1	A each
	Spares :—						
	Amplifier, cut-out, roll error	Ref. No. 1768 ...		5	—
	Amplifier, servo :—						
	Aileron	Ref. No. 1770 ...		5	—
	Elevator	Ref. No. 1772 ...		5	—
	Rudder	Ref. No. 1774 ...		5	—
	Amplifier, Yaw Damping	Ref. No. 1767 ...		5	—
	Cover :—						
	Engraved perspex	Ref. No. 1783 ...		1	—
	Engraved perspec (R.H. pot)	Ref. No. 1780 ...		1	—
	Left side	Ref. No. 1773 ...		1	—
	Right side	Ref. No. 1771 ...		1	—
	Cup washer, screw, brass No. 8 gauge	Reference 29C/4046 ...		8	—
	Pillar, distance	Ref. No. 1785 ...		8	—
	Plug, 40 way	Reference 110H/6445133 ...		2	—
	Relay, STC 4190 G.B.	Reference 10F/0119881 ...		25	—
	Relay, time delay	Reference 10F/19700 ...		1	—
	Relay, roll error amp.	Reference 10F/9485398 ...		1	—
	Screw, special, vent cover	Ref. No. 1776 ...		8	—
	Screw, 4 B.A. × $\frac{7}{16}$ in. CSk. St.	Reference 28S/1007469 ...		10	—

RESTRICTED

RESTRICTED
31

AIRCRAFT AUTOMATIC PILOT, MARK 10
MAJOR COMPONENTS, SERVICING SPARES AND TOOLS
SECTION 6TB—cont.

1	2	3	4	5	6	7	8	
	SERVO CONTROL UNIT—cont.							
	Type E—cont.							
	Spares—cont.							
	Cover—cont.							
	Socket, 12 way	Reference 5D/1811	...	5	—	
	Socket, 25 way	Reference 10H/0560381	...	1	—	
	Socket, 25 way	Reference 10H/0560382	...	2	—	
	Spacer, vent cover	Ref. No. 1777	...	8	—	
	Stud locating	Ref. No. 1769	...	2	—	
	Washer, cup, sealing	Ref. No. 1775	...	2	—	
	SERVOMOTORS, complete :—							
			Servomotors will normally be demanded and supplied complete with Cover Plates which will be removed only when the Servomotor is installed in aircraft. The cover plate must be in position for Transit, Storage, etc.					
			Note : Cover plates may be demanded separately if required.					
230	Type A	...	Argosy, Beverley Shackleton MR3 Valiant Victor Mk. 1 1a and 2 Vulcan Mk. 1 1a and 2	On removal of the Cover plate, this Servomotor becomes Ref. No. 202.	103 EAP.	1	A	each
	Comprising :—							
231	Cover plate, Servomotor, Type A	EAP.5006	1	C	"
202	Servomotor		1	A	"
	Accessories :—							
228	Case, transit		1	A	"

RESTRICTED

RESTRICTED

AIRCRAFT AUTOMATIC PILOT, MARK 10
MAJOR COMPONENTS, SERVICING SPARES AND TOOLS
SECTION 6TB—cont.

1	2	3	4	5	6	7	8
	SERVOMOTORS, complete—cont.						
	Type A—cont.						
	Spares :—						
269	Bolt, special $\frac{1}{4}$ in. B.S.F.	EAP.5158	3	C each
	Gasket :—						
1788	Cover plate...	EAP.5150	1	C "
1859	Generator cover	EAP.5151	1	C "
1858	Plug plate	EAP.5149	1	C "
367	Protective Cover	EAP.5266	1	C "
368	Rear cover	EAP.5267	1	C "
310	Washer. $\frac{1}{4}$ in. B.S.F. zinc plated	300-281-303-27	3	C "
	SERVOMOTORS, complete—						
234	Type B	Beverley Canberra 9, 12 and T13 Valiant, Varsity, Vulcan 2		On removal of the Cover plate, this Servomotor becomes Ref. No. 215	104 EAP.	1	A "
—	Comprising :—						
—	Cover plate, Servomotor, Type A	Ref. No. 231	EAP.5041	1	—
215	Servomotor		1	A each
	Accessories :—						
—	Case, transit	Ref. No. 228		1	A —
	Spares :—						
—	Bolt, special, $\frac{1}{4}$ in. B.S.F.	Ref. No. 269		3	—
	Gasket :—						
—	Cover plate...	Ref. No. 1788		1	—
—	Generator cover	Ref. No. 1859		1	—
—	Plug plate	Ref. No. 1858		1	—
—	Protective Cover	Ref. No. 367		1	—

RESTRICTED

RESTRICTED

AIRCRAFT AUTOMATIC PILOT, MARK 10
MAJOR COMPONENTS, SERVICING SPARES AND TOOLS

SECTION 6TB—cont.

1	2	3	4	5	6	7	8
	SERVOMOTORS, complete—cont.						
	Type B—cont.						
	Gasket—cont.						
---	Rear cover	Ref. No. 368		1	---	---
---	Washer, ¼ in. B.S.F. zinc plated	Ref. No. 310	300-281-303-27	3	C	each
307	Type C	Shackleton MR3 Victor Mk. 1 & 1A. Vulcan Mk. 1, 1A & 2.	On removal of the Cover plate, this Servomotor becomes Ref. No. 306.	105 EAP.	1	A	,"
	Comprising :—						
---	Cover plate, Servomotor, Type A	Ref. No. 231		1	---	---
306	Servomotor		1	A	each
	Accessories :—						
---	Case, transit	Ref. No. 228		1	---	---
	Spares :—						
	Bolt, special ¼ in. B.S.F.	Ref. No. 269	---	3	---	---
	Gasket :—						
	Cover plate	Ref. No. 1788	---	1	---	---
	Generator cover	Ref. No. 1859	---	1	---	---
	Plug plate...	Ref. No. 1858	---	1	---	---
	Protective cover	Ref. No. 367	---	1	---	---
	Rear cover	Ref. No. 368	---	1	---	---
	Washer ¼ in. B.S.F. zinc plated	Ref. No. 310	---	3	---	---
354	Type D	Argosy, Beverley Canberra 9 Shackleton MR3 Valiant 1 Varsity Victor Mk. 1, 1A & 2.	On removal of the Cover plate, this Servomotor becomes Ref. No. 352.	106 EAP.	1	A	each

RESTRICTED

RESTRICTED

AIRCRAFT AUTOMATIC PILOT, MARK 10
MAJOR COMPONENTS, SERVICING SPARES AND TOOLS
SECTION 6TB—cont.

1	2	3	4	5	6	7	8	
	SERVOMOTORS, complete—cont.							
	Type D—cont.							
	Comprising :—							
—	Cover plate, Servomotor, Type A	Ref. No. 231	1	—	—	
352	Servomotor	1	A	each	
	Accessories :—							
	Case, transit	Ref. No. 228	1	—	—	
	Spares :—							
	Bolt, special ¼ in. B.S.F.	Ref. No. 269	—	3	—	
	Gasket :—							
	Cover plate	Ref. No. 1788	—	1	—	
	Generator cover	Ref. No. 1859	—	1	—	
	Plug plate...	Ref. No. 1858	—	1	—	
	Protective cover	Ref. No. 367	—	1	—	
	Rear cover	Ref. No. 368	—	1	—	
	Washer ¼ in. B.S.F. zinc plated	Ref. No. 310	—	3	—	
	Autothrottle :—							
1692	Type A	Victor 2 Vulcan 2.	No spares	101/2 RAA.	4	A	each
	Autotrim :—							
1741	Type A, complete	Argosy	Servomotors will normally be demanded and supplied complete with Cover plate which will be removed only when the Servomotor is installed in aircraft. The Cover plate must be in position for transit, storage, etc. Note :—Cover plates may be demanded separately if required. On removal of the Cover plate this Servomotor becomes Ref. No. 1742.					

RESTRICTED

RESTRICTED

AIRCRAFT AUTOMATIC PILOT, MARK 10
MAJOR COMPONENTS, SERVICING SPARES AND TOOLS
SECTION 6TB—cont.

1	2	3	4	5	6	7	8
	SERVOMOTORS, complete—cont.						
	Type A—cont.						
	Comprising :—						
1743	Cover plate, Servomotor	6547/1 EAP.	1	B each
1742	Servomotor, Autotrim, Type A		1	A "
1818	Type B, complete	Varsity	See Ref. No. 1741, Col. 4 for details concerning Servomotors and Cover plates. On removal of the Cover plate this Servomotor becomes Ref. No. 1823.				
	Comprising :—						
1823	Cover plate, Servomotor	Ref. No. 1743	—	1	B "
	Servomotor, Autotrim, Type B		1	A "
	SWITCH UNITS :—						
213	Type A	Shackleton MR3	127 EAP.	1	A "
		Vulcan Mk. 1		1	A "
1660	Type B	Canberra 9	157 EAP.	1	A "
		Victor Mk. 1		1	A "
	Accessories :—						
225	Cases, transit	For Ref. Nos. 213 and 1660.		1	A "
	SWITCHES :—						
1667	Altitude	Canberra 9	No spares		1	A "
1665	'G' Type A	Used as a spare for Reference 6TC/1050 only.			1	A "
1938	Autotrim mounting	Canberra 9	No spares			
	SWITCH Unit :—						
1708	Type C	Canberra 9	No spares	604/EAP/1	1	A "

RESTRICTED

RESTRICTED

AIRCRAFT AUTOMATIC PILOT, MARK 10
MAJOR COMPONENTS, SERVICING SPARES AND TOOLS
SECTION 6TB—cont.

1	2	3	4	5	6	7	8
	TESTMETER :—						
	Autolandng :—						
1684	Type A	Argosy, Varsity, Victor 2 Vulcan 2.	174 EAP.	1	A	each
	Spares :—						
1879	Bezel and front plate assembly	EAP. 12247	1	A	„
	Cap, grey-red	Reference 5CX/5561		3	—	—
	Knob	Reference 6A/6893		2	—	—
	Lamp, pea, 28v. 0.04 amp.	Reference 5L/9959118		3	—	—
	Lampholders, flat lip, black, complete	Reference 5CX/5848		3	—	—
1967	Movement assembly, complete	MV. 3249	1	A	each
	Nut, bezel...	Reference 6A/2250		7	—	—
	'O' Ring, sealing :—						
	Case, outer front	Reference 6B/3146		1	—	—
	Case, rear	Reference 6TC/1076		1	—	—
1878	Panel, transilluminated	EAP. 12247	1	A	each
	Screw, 8B.A. × 3/8 in. Ch/hd. brass	Reference 28S/2069		7	—	—
	Screw, knob retaining	Reference 6A/6748		2	—	—
1969	Switch, sense	40—613—438—03	1	A	each
1968	Switch, test	40—612—903	1	A	„

RESTRICTED

RESTRICTED

AIRCRAFT AUTOMATIC PILOT, MARK 10
MAJOR COMPONENTS, SERVICING SPARES AND TOOLS

SECTION 6TB—cont.

INDEX TO REFERENCE NUMBERS

Ref. No.	Page No.	Ref. No.	Page No.	Ref. No.	Page No.	Ref. No.	Page No.	Ref. No.	Page No.	Ref. No.	Page No.	Ref. No.	Page No.	Ref. No.	Page No.	Ref. No.	Page No.	Ref. No.	Page No.
202	32	239	11	311	22	404	8	474	7	1649	7	1698	17	1743	35	1775	24	1816	1
203	21	240	9	346	5	419	1	475	7	1655	4	1704	9	1744	17	1776	28	1817	7
204	1	241	10	349	16	422	1	476	7	1656	22	1705	18	1747	26	1777	28	1818	35
207	3	242	10	350	17	423	1	1611	8	1657	11	1706	1	1749	18	1780	28	1819	17
212	3	244	2	352	34	425	1	1612	13	1658	10	1707	20	1750	18	1782	24	1820	14
213	35	245	2	354	34	426	5	1615	28	1659	9	1708	36	1751	20	1783	28	1821	13
214	4	247	10	355	21	427	6	1616	23	1660	35	1709	14	1752	19	1785	28	1822	19
215	33	248	10	356	21	428	5	1618	19	1661	3	1710	20	1753	20	1786	24	1823	35
216	22	250	11	357	8	432	5	1619	19	1662	5	1711	19	1754	8	1787	24	1826	19
218	12	251	10	358	8	433	6	1620	20	1663	26	1712	20	1755	9	1788	32	1827	15
221	9	253	11	360	7	434	6	1622	26	1665	36	1713	13	1756	10	1789	24	1828	19
222	1	254	9	361	10	435	5	1623	26	1667	36	1715	8	1757	9	1791	24	1829	11
223	3	259	5	363	11	436	6	1624	19	1668	7	1718	26	1758	9	1792	14	1830	19
224	5	261	5	364	9	437	6	1625	19	1670	16	1719	19	1759	10	1793	14	1831	19
225	36	263	3	365	9	438	5	1626	20	1671	15	1722	23	1761	10	1794	14	1832	19
226	21	269	32	367	32	439	6	1627	8	1672	1	1723	18	1762	10	1795	14	1833	19
227	3	271	22	368	32	440	6	1628	3	1676	12	1724	18	1763	9	1797	27	1834	19
228	32	272	22	369	22	441	5	1629	3	1677	27	1725	18	1764	4	1798	27	1835	19
229	22	279	4	370	22	442	6	1630	3	1680	24	1728	18	1765	4	1799	5	1836	20
230	32	286	9	371	21	443	6	1631	3	1681	14	1729	18	1766	4	1800	5	1839	19
231	32	301	12	377	6	444	5	1632	3	1682	13	1730	18	1767	28	1801	16	1840	19
232	21	302	10	378	18	445	6	1633	3	1684	36	1731	16	1768	28	1804	26	1841	20
233	21	303	11	391	7	446	6	1634	4	1686	11	1737	29	1769	14	1805	26	1842	19
234	33	304	11	397	3	449	7	1641	10	1687	11	1738	20	1770	28	1807	24	1851	22
235	9	306	33	400	4	470	7	1642	10	1688	4	1739	20	1771	28	1808	14	1852	8
236	10	307	33	401	8	471	7	1644	2	1692	35	1740	19	1772	28	1809	14	1853	10
237	11	308	10	402	18	472	7	1646	7	1693	17	1741	35	1773	28	1814	24	1855	27
238	11	310	32	403	13	473	7	1648	9	1694	22	1742	35	1774	28	1815	7	1858	32

RESTRICTED

RESTRICTED

AIRCRAFT AUTOMATIC PILOT, MARK 10
MAJOR COMPONENTS, SERVICING SPARES AND TOOLS

SECTION 6TB—cont.

INDEX TO REFERENCE NUMBERS—cont.

Ref. No.	Page No.	Ref. No.	Page No.	Ref. No.	Page No.	Ref. No.	Page No.	Ref. No.	Page No.	Ref. No.	Page No.	Ref. No.	Page No.	Ref. No.	Page No.	Ref. No.	Page No.
1859	32	1933	17	1968	37												
1862	1	1934	17	1969	37												
1868	19	1935	17	1970	17												
1869	19	1936	30	1977	12												
1870	20	1937	1	1978	12												
1871	19	1938	36	1979	12												
1872	19	1939	4	1980	12												
1873	17	1940	12	1981	12												
1876	30	1941	8	1982	14												
1877	27	1942	31														
1878	36	1943	8														
1879	36	1944	8														
1881	28	1945	25														
1882	22	1946	19														
1883	16	1947	8														
1884	17	1948	8														
1885	16	1951	2														
1898	2	1952	12														
1911	2	1953	13														
1912	2	1955	19														
1913	2	1956	19														
1914	2	1957	11														
1915	2	1958	11														
1916	2	1961	8														
1917	2	1962	8														
1918	2	1963	11														
1930	2	1966	24														
1932	2	1967	36														

RESTRICTED

RESTRICTED

VOCABULARY OF ROYAL AIR FORCE EQUIPMENT
AIRCRAFT AUTOMATIC PILOT—S.E.P.2.
MAJOR COMPONENTS, SERVICING SPARES AND TOOLS
SECTION 6TC

(22nd September, 1965)

Ref. No.	Nomenclature	Aircraft Applicability	Detail	Drawing No. or Part No.	No. Off	Class of Store	Denom of Qty.
1	2	3	4	5	6	7	8
1117	ACTUATOR, rudder	Comet 4C	302 EAP.	2	A	each
	AMPLIFIER UNITS:—						
1001	Type A	Comet C2	246 EAP.	1	A	"
1082	Type B	Comet C2	275 EAP.	1	A	"
1086	Type C	Comet C2	276 EAP.	1	A	"
1110	Type D	Andover, Comet 4C, Dominie	286 EAP.	1	A	"
1128	Type E	Britannia	276/1EAP.	1	A	"
	Amplifier Chassis assy		For Ref. No. 1110. Not referenced	EAP.11545	2	A	"
	Spares:—						
1197	Output unit assy	EAP.7410	2	A	"
	Sub-assemblies:—						
	Aileron Pre-Amplifier assy		For Ref. No. 1110				
	Comprising:—		Not referenced				
—	Capacitor, 1.25 mfd		Reference 10C/1102474		1	—	—
—	Diode, rectifier		Reference 10CV/7045		4	—	—
—	Diode, rectifier		Reference 10CV/7130		4	—	—
1203	Diode, rectifier assy	EAP.9166	4	B	set
1207	Diode, rectifier assy	EAP.9166/1	1	B	pr.
—	Resistor, 22 ohms		Reference 10W/0221026		1	—	—

RESTRICTED

082,103

RESTRICTED

AIRCRAFT AUTOMATIC PILOT—S.E.P.2.
MAJOR COMPONENTS, SERVICING SPARES AND TOOLS
SECTION 6TC—cont.

1	2	3	4	5	6	7	8
	AMPLIFIER UNITS—cont.						
	Amplifier Chassis assy—cont.						
	Sub-assemblies—cont.						
	Aileron Pre-Amplifier assy—cont.						
	Comprising—cont.						
	Resistor, 5.6 K ohms		Reference 10W/0222101		6	—	—
1191	Resistor, special, 220 ohms	40-521-532-22	2	C	each
1200	Resistor, special, 1 K ohms	40-521-532-10	2	C	"
1206	Resistor, special, 4.7 K ohms	40-521-533-47	2	C	"
1202	Resistor, special, 4.7 K ohms		(Matched pairs)	EAP.11432	2	C	pr.
	Elevator Pre-Amplifier assy		Not referenced	EAP.11538	—	—	—
	Comprising:—						
	Diode, rectifier		Reference 10CV/0372036		6	—	—
	Diode, rectifier		Reference 10CV/0372373		4	—	—
	Diode, rectifier assy		Ref. No. 1203		4	—	—
1297	Resistor, 5 ohms, 5%, 4w.	40-521-049-50	1	C	each
	Resistor, 27 ohms		Reference 10W/0221038		1	—	—
	Resistor, 5.6 K ohms		Reference 10W/0222101		6	—	—
1201	Resistor, special, 220 ohms	40-521-531-22	2	C	each
	Resistor, special, 1 K ohms		Ref. No. 1200		2	—	—
	Resistor, special, 2.2 K ohms		Ref. No. 1191		2	—	—
	Resistor, special, 4.7 K ohms		Ref. No. 1202		1	—	—
	Penultimate Unit assy		Not referenced				
	Comprising:—						
1199	Rectifier unit	EAP.7785	1	A	each
1198	Resistor, special, 1 ohm	40-521-539-10	4	C	"
	Pitch and Bank Pre-Amplifier assy		Not referenced	EAP.9147	—	—	—
	Comprising:—						
	Diode, rectifier assy		Ref. No. 1203		4	—	—
	Resistor, 2.2 K ohms		Reference 10W/0222047		1	—	—
	Resistor, 4.3 K ohms		Reference 10W/0219157		1	—	—
	Rudder Pre-Amplifier assy						
	Comprising:—						
	Capacitor, 1.25 mfd., 25v.		Reference 10C/1102474		1	—	—
	Diode, rectifier		Reference 10CV/7045		4	—	—

RESTRICTED

RESTRICTED

AIRCRAFT AUTOMATIC PILOT—S.E.P.2.
MAJOR COMPONENTS, SERVICING SPARES AND TOOLS
SECTION 6TC—cont.

1	2	3	4	5	6	7	8
	AMPLIFIER UNITS—cont.		For Ref. No. 1110				
	Amplifier Chassis assy—cont.						
	Sub-assemblies—cont.						
	Rudder Pre-Amplifier assy—cont.						
	Comprising—cont.						
—	Diode, rectifier		Reference 10CV/7130		4	—	—
—	Diode, rectifier assy		Ref. No. 1203		4	—	—
—	Resistor, 56 ohms		Reference 10W/0221026		1	—	—
—	Resistor, 82 ohms		Reference 10W/0221101		1	—	—
—	Resistor, 100 ohms		Reference 10W/0221110		1	—	—
—	Resistor, 150 ohms		Reference 10W/0221131		1	—	—
—	Resistor, 220 ohms		Reference 10W/0221152		1	—	—
—	Resistor, 470 ohms		Reference 10W/0221194		1	—	—
—	Resistor, 680 ohms		Reference 10W/0221125		1	—	—
—	Resistor, 2.2 K ohms		Reference 10W/0222047		2	—	—
—	Resistor, 5.6 K ohms		Reference 10W/0222101		6	—	—
—	Resistor, 15 K ohms		Reference 10W/0222152		6	—	—
—	Resistor, special, 220 ohms		Ref. No. 1201		2	—	—
—	Resistor, special, 1 K ohms		Ref. No. 1200		2	—	—
1174	Resistor, special, 1.5 K ohms	40-521-531-15	2	C	each
1204	Resistor, special, 2.2 K ohms	40-521-532-12	2	C	"
—	Resistor, special, 4.7 K ohms (matched)		Ref No. 1202		2	—	"
—	Blower assy, complete		Reference 6TB/382. For Ref.		1	—	—
			No. 1110				
	Spares:—						
1186	Fan		1	C	each
—	Motor		Reference 5UD—		1	—	—
1187	Shim	EAP.4205	1	C	each
1188	Shim	EAP.4205/1	1	C	"
1189	Shim	EAP.4205/2	1	C	"
1190	Washer, sealing	EAP.7050	1	C	"

RESTRICTED

RESTRICTED

AIRCRAFT AUTOMATIC PILOT—S.E.P.2.
MAJOR COMPONENTS, SERVICING SPARES AND TOOLS
SECTION 6TC—cont.

1	2	3	4	5	6	7	8
	AMPLIFIER UNITS—cont.						
	Chassis, front assy		Not referenced. For Ref. No. 1110	EAP.13184	—	—	—
	Spares:—						
	Capacitors:—						
—	1 mfd.		Reference 10C/0115569		6	—	—
—	1.25 mfd.		Reference 10C/9409226		6	—	—
1306	1.75 mfd., to RCL136A, style CPM1	40-561-901	3	C	each
—	2 mfd.		Reference 10C/0112882		3	—	—
1310	10 mfd., 25v.	40-566-156-10	3	C	each
1311	10 mfd., 25v.	40-566-146-10	7	C	"
1309	25 mfd., 25v.	40-566-166-25	2	C	"
—	50 mfd.		Reference 10C/5800158		1	—	—
1308	50 mfd., 25v.	40-566-176-75	2	C	each
1307	75 mfd., 12v.	40-566-1676-75	1	C	"
1312	3,000 mfd., 6v.	40-566-098-30	1	C	"
1196	Choke assembly	EAP.7322	1	B	"
—	Diode, silicon		Reference 10CV/7045		4	—	—
—	Holder, relay		Reference 10H/20889		27	—	—
—	Relay		Reference 10F/0119881		24	—	—
—	Relay, (H.D.)		Reference 10F/0119270		3	—	—
1195	Transformer assy	EAP.7414	1	B	each
	Cover assy		Not referenced. For Ref. No. 1110	EAP.11550			
	Spares:—						
—	Clip		Reference 28FP/465		1	—	—
—	Cup, screw, brass, gauge 12		Reference 29C/4048		9	—	—
—	Fastener, Oddie		Reference 28FP/685		1	—	—
—	Screw, 6BA × $\frac{3}{8}$ in. l. Inst/hd. st. cad. pl.		Reference 28S/20367		5	—	—
—	Screw, 6BA × $\frac{1}{2}$ in. l. Inst/hd. st. cad. pl.		Reference 28S/16852		4	—	—
—	Washer, fastener		Reference 28FP/9424332		1	—	—
	End Plate assy (Blower motor and rectifier assy)		Not referenced. For Ref. No. 1110				
	Spares:—						
—	Plug, 6 pin		Reference 10H/0560585		1	—	—
—	Socket, 6 pin		Reference 10H/0560262		1	—	—
—	Socket, 12 pin		Reference 10H/0560330		1	—	—

RESTRICTED

RESTRICTED

AIRCRAFT AUTOMATIC PILOT—S.E.P.2.
MAJOR COMPONENTS, SERVICING SPARES AND TOOLS
SECTION 6TC—cont.

1	2	3	4	5	6	7	8
	AMPLIFIER UNITS—cont.						
	End Plate assy (Blower motor and rectifier assy)— <i>cont.</i>						
	Spares— <i>cont.</i>						
—	Socket, 12 pin		Reference 10H/0560331 ..		1	—	—
—	Socket, 12 pin		Reference 10H/0560334 ..		2	—	—
—	Socket, 25 pin		Reference 10H/0560384 ..		1	—	—
	Group-board, No. 1		For Ref. No. 1110				
	Spares:—						
	Resistors:—						
—	68 ohms		Reference 10W/0221089 ..		1	—	—
—	180 ohms		Reference 10W/0221143 ..		1	—	—
—	680 ohms		Reference 10W/0221215 ..		1	—	—
—	820 ohms		Reference 10W/0221227 ..		1	—	—
—	1.5 K ohms		Reference 10W/0222026 ..		1	—	—
—	15 K ohms		Reference 10W/0222152 ..		3	—	—
	Resistors, special:—						
1177	22 ohms	40-521-530-22	1	C	each
1176	25 ohms	40-521-530-25	1	C	"
1181	39 ohms	40-521-560-39	1	C	"
1175	390 ohms	40-521-531-39	2	C	"
1180	820 ohms	40-521-532-82	1	C	"
1182	1.2 K ohms	40-521-552-12	1	C	"
1178	1.3 K ohms	40-521-532-13	1	C	"
1179	1.5 K ohms	40-521-532-15	3	C	"
1183	1.5 K ohms	40-521-552-15	2	C	"
—	Valve, electronic		Reference 10CV/7130 ..		4	—	—
	Group-board, No. 6		For Ref. No. 1110				
	Spares:—						
—	Capacitor, 750 mfd. 3v. Type A7503, castinet		Reference 10C/9330800 ..		12	—	—
1185	Resistor, special, 510 ohms	40-521-531-51	1	C	each
	Link, Panel assy		For Ref. No. 1110				
1157	Cover, link panel	EAP.7915	1	C	"
						A/L	166

RESTRICTED

RESTRICTED

AIRCRAFT AUTOMATIC PILOT—S.E.P.2.
MAJOR COMPONENTS, SERVICING SPARES AND TOOLS
SECTION 6TC—cont.

1	2	3	4	5	6	7	8
	AMPLIFIER UNITS—cont.						
	Link, Panel assy—cont.		For Ref. No. 1110				
1162	Knob, 'A'	EAP.7324/2	1	C	each
1164	Knob, 'C'	EAP.7324/4	1	C	"
1163	Knob, 'E'	EAP.7324/3	1	C	"
1161	Knob, 'R'	EAP.7324/1	1	C	"
—	Link, 2 way		Reference 6TB/244		22	—	—
—	Link, 3 way		Reference 6TB/245		3	—	—
1160	Link, D.C.		1	C	each
	Resistors:—						
—	12 ohms		Reference 10W/0221008		1	—	—
—	15 ohms		Reference 10W/0221011		1	—	—
—	18 ohms		Reference 10W/0221017		1	—	—
—	43 ohms (R.C.T.J.)		Reference 10W/0221062		2	—	—
—	47 ohms		Reference 10W/0221068		8	—	—
—	91 ohms		Reference 10W/0221104		1	—	—
—	220 ohms		Reference 10W/0221152		1	—	—
—	270 ohms		Reference 10W/0221162		1	—	—
—	390 ohms		Reference 10W/0221185		1	—	—
	Resistors, special:—						
1170	16 ohms	40-521-530-16	1	C	each
1169	20 ohms	40-521-530-20	1	C	"
1172	33 ohms	40-521-530-33	1	C	"
1171	36 ohms	40-521-530-36	1	C	"
1166	100 ohms	40-521-531-10	2	C	"
—	150 ohms		Ref. No. 1174		3	—	—
1173	160 ohms	40-521-531-16	1	C	each
1168	270 ohms	40-521-531-37	2	C	"
1167	330 ohms	40-521-531-33	2	C	"
—	Resistor, variable, 100 ohms, REL.121 (RWV.1)		Reference 10W/0119845		4	—	—
1165	Screw, 6BA × $\frac{1}{8}$ in., headless, hex. socket, st. cad. pl.		30-261-110-11	4	C	each
—	Washer, friction		Reference 6TB/460		4	—	—

RESTRICTED

RESTRICTED

AIRCRAFT AUTOMATIC PILOT—S.E.P.2.
MAJOR COMPONENTS, SERVICING SPARES AND TOOLS
SECTION 6TC—cont.

1	2	3	4	5	6	7	8
	AMPLIFIER UNITS—cont.						
	Low Pass Cross Feed Filter and Condenser assy		Not referenced. For Ref. No. 1110	EAP.10950/1	—	—	—
	Spares:—						
	Capacitors:—						
—	2 mfd., 150v.		Reference 10C/1007419		3	—	—
—	25 mfd., 25v.		Reference 10C/9408489		2	—	—
—	100 mfd.		Reference 10C/5800369		5	—	—
1192	Choke assembly		Reference 10C/5800369	EAP.10857	1	B	each
—	Diode, silicon		Reference 10CV/7045		8	—	—
—	Relay		Reference 10F/0119881		1	—	—
	Resistors:—						
—	390 ohms		Reference 10W/0221185		1	—	—
—	10 K ohms		Reference 10W/0219184		2	—	—
—	1 M ohms		Reference 10W/0223164		1	—	—
—	Resistor, special, 2-2 K ohms		Ref. No. 1191		4	—	—
1193	Transformer assy	EAP.10804	1	B	each
1194	Transformer assy	EAP.10805	1	B	"
—	Pitch Datum unit, complete		Reference 6TB/381. For Ref. No. 1110		1	—	"
	Spares:—						
—	Motor		Reference 5UD/8680		1	—	—
	Plate, L.H., c/w cableform		Not referenced For Ref. No. 1110	EAP.11548	—	—	—
	Spares:—						
—	Filter		Reference 6TB/283		1	—	—
1032	Gasket, rubber	EAP.7053	1	C	each
—	Strip, packing		Reference 6TB/284		4	—	—
—	Plate, R.H., c/w cableform		Not referenced. For Ref. No. 1110	EAP.11465	—	—	—
	Spares:—						
1184	Cap, filter	EAP.7026/2	1	C	each
1106	Filter, exhaust	EAP.7304	1	C	"
—	Plug, 12 pin		Reference 10H/0560150		1	—	—
	Sockets:—						
—	2 pin		Reference 10H/0560230		1	—	—

RESTRICTED

RESTRICTED

AIRCRAFT AUTOMATIC PILOT—S.E.P.2.
MAJOR COMPONENTS, SERVICING SPARES AND TOOLS
SECTION 6TC—cont.

1	2	3	4	5	6	7	8
	AMPLIFIER UNITS—cont. Plate, R.H., c/w cableform—cont. Spares:— Sockets—cont.		Not referenced. For Ref. No. 1110	EAP.11465	—	—	—
—	6 pin		Reference 10H/0560264 ..		1	—	—
—	12 pin		Reference 10H/0560331 ..		1	—	—
—	12 pin		Reference 10H/0560332 ..		1	—	—
—	12 pin		Reference 10H/0560333 ..		1	—	—
—	12 pin		Reference 10H/0560335 ..		1	—	—
—	25 pin		Reference 10H/0560380 ..		1	—	—
—	25 pin		Reference 10H/0560381 ..		1	—	—
—	25 pin		Reference 10H/0560382 ..		1	—	—
—	25 pin		Reference 10H/0560383 ..		1	—	—
—	Rectifier Assembly		Not referenced. For Ref. No. 1110	EAP.11040	—	—	—
—	Spares:—						
—	Capacitor, 1 mfd.		Reference 10C/0115569 ..		1	—	—
—	Resistor, 3-9 K ohms		Reference 10W/0222077 ..		6	—	—
—	Resistor, 10 K ohms		Reference 10W/0222131 ..		1	—	—
—	Valve, electronic		Reference 10CV/7037 ..		24	—	—
—	Tagboard Assembly		Not referenced. For Ref. No. 1110		2	—	—
—	Spares:—						
—	Capacitor, 0-1 mfd.		Reference 10C/0115560 ..		2	—	—
1151	CLUTCH, torque limiting	Dominie	355/1EAP.	1	A	each
	CONDENSER UNITS:—						
1002	Type A	Comet 2	222 EAP.	1	A	"
1052	Type B	Andover, Brit- annia, Comet 4, Dominie	255 EAP.	1	A	"
	Spares:—						
1302	Capacitor, 6 + 6 + 5 mfd.		For Ref. No. 1052	EAP. 7946	1	C	—
—	Carrier, fuse unit		Reference 10H/0590101 ..		3	—	—
—	Clip		Reference 28FP/465		2	—	—
—	Cup, screw, brass, G.12		Reference 29C/4048		22	—	—

RESTRICTED

RESTRICTED

AIRCRAFT AUTOMATIC PILOT—S.E.P.2.
MAJOR COMPONENTS, SERVICING SPARES AND TOOLS
SECTION 6TC—cont.

1	2	3	4	5	6	7	8
	CONDENSER UNITS—cont.						
	Type B—cont.						
	Spares—cont.		For Ref. No. 1052				
—	Fuselink, 3 amp.		Reference 10H/0590111 . . .		6	—	—
—	Fuselink, 5 amp.		Reference 10H/0590112 . . .		3	—	—
—	Holder, fuse		Reference 10H/0590100 . . .		3	—	—
—	Plug, 6 pin		Reference 10H/0560080 . . .		1	—	—
—	Socket, 4 pin		Reference 10H/0560252 . . .		1	—	—
—	Socket, 6 pin		Reference 10H/0560263 . . .		1	—	—
—	Socket, 6 pin		Reference 10H/0560265 . . .		2	—	—
—	Stud, fastener, cover		Reference 28FP/1200135 . . .		2	—	—
—	Washer, rubber, cover		Reference 28FP/9403521 . . .		2	—	—
	CONTROLLERS:—						
1003	Central	Comet C.2, T.2	216 EAP.	1	A	each
1050	Central	Britannia, Comet 4C.	243 EAP. or 243/1EAP.	1	A	"
	Spares:—		For Ref. Nos. 1003 and 1050				
—	Lamp, filament, 29v., 2-8w. MES.		Reference 5L/9951284 . . .		1	—	—
1060	Lamp, polarised, dimming	EAP.6236	1	C	each
—	Potentiometer, bank and contact assy		Reference 6TB/1661		1	—	—
	Switches:—						
—	Hold-on		Reference 6TB/1851		3	—	—
1092	Hold-on, turn-pull	EAP.12291	1	B	each
1094	Pitch control	EAP.12123/2	1	B	"
1091	Push-button, black	EAP.2102/2	1	B	"
1090	Push-button, green	EAP.2102/1	1	B	"
1116	Toggle	40-611-142-01	3	B	"
1007	CONTROL UNIT, heading	Andover Comet 2, Dominic	230 EAP.	1	A	"
	Amplifier assembly		Not referenced				
	Spares:—						
—	Capacitor, 10 mfd., 25v.		Ref. No. 1311		1	—	—

RESTRICTED

RESTRICTED

AIRCRAFT AUTOMATIC PILOT—S.E.P.2.
MAJOR COMPONENTS, SERVICING SPARES AND TOOLS
SECTION 6TC—cont.

1	2	3	4	5	6	7	8
	CONTROL UNIT, heading—cont.						
	Amplifier assembly—cont.		Not referenced				
	Spares—cont.						
—	Diode, rectifier assy		Ref. No. 1203		1	—	—
1314	Rectifier, 2 × 14 FD. 1—2—1—2	40-687-120	1	B	each
1315	Rectifier, 2 × 15 FD. 2—2—1—1	40-687-127	1	B	"
	Resistors:—						
—	4.7 K ohms (RC2E)		Reference 10W/0215321 ..		1	—	—
—	22 K ohms (RC2E)		Reference 10W/0216041 ..		1	—	—
—	27 K ohms (RC2E)		Reference 10W/0216051 ..		1	—	—
—	33 K ohms (RC2E)		Reference 10W/0216061 ..		1	—	—
—	47 K ohms (RC7J)		Reference 10W/0215321 ..		1	—	—
—	68 K ohms (RC2E)		Reference 10W/0216101 ..		1	—	—
—	100 K ohms (RC2E)		Reference 10W/0216121 ..		1	—	—
	Resistors, special:—						
—	1 ohm		Ref. No. 1198		2	—	—
1225	1.8 K ohms		Select 2 off in test for R.67 ..	40-521-532-18	—	C	each
—	2.2 K ohms		Ref. No. 1191		—	—	—
1238	2.7 K ohms		Select 2 off in test for R.67	40-521-532-27	—	C	each
1221	3.3 K ohms		and 1 off for R.10. .. .	40-521-532-33	—	C	"
—	4.7 K ohms		Ref. No. 1206. Select in test		2	—	—
			for R.10.				
	Spares:—		For Ref. No. 1007				
—	Carrier, fuselink		Reference 10H/0590171 ..		2	—	—
—	Fuselink, 250 ma.		Reference 10H/9461006 ..		6	—	—
—	Holder, fuse		Reference 10H/0590170 ..		2	—	—
1300	Holder, relay socket	40-742-605	2	C	each
—	Link, two-way, red		Reference 6TB/244		2	—	—
—	Plug, 6 pin, min.		Reference 10H/0500583 ..		1	—	—
—	Plug, 6 pin, min.		Reference 10H/0560580 ..		1	—	—
—	Plug, 6 pin, min.		Reference 10H/0560582 ..		1	—	—
—	Plug, 25 pin, min.		Reference 10H/0560225 ..		1	—	—
—	Relay		Reference 10F/0119881 ..		2	—	—
1298	Socket, link	40-741-304	4	C	each
—	Socket, 12 pin, min.		Reference 10H/0560331 ..		1	—	—

RESTRICTED

RESTRICTED

AIRCRAFT AUTOMATIC PILOT—S.E.P.2.
MAJOR COMPONENTS, SERVICING SPARES AND TOOLS
SECTION 6TC—cont.

1	2	3	4	5	6	7	8
	CONTROL UNIT, heading—cont.						
	Spares—cont.						
	Socket, 12 pin, min.		For Ref. No. 1007				
	Stud, fastener (cover)		Reference 10H/0560334		1	—	—
	Washer, rubber (cover)		Reference 28FP/1200135		2	—	—
			Reference 28FP/9403521		2	—	—
1005	COUPLING UNIT	Comet 2	248 EAP.	1	A	each
1083	COUPLING UNIT	Andover, Comet 2, Dominic	267 EAP.	1	A	"
	Comprising:—						
	Amplifier, Radio Limiter assy		Not referenced. For Ref. No. 1083 only.	EAP.11359	—	—	—
	Comprising:—						
	Capacitor, 1-2 mfd., 25v.		Reference 10C/1102474		2	—	—
	Capacitor, 2-5 mfd., 25v.		Reference 10C/9147809		1	—	—
1230	Diode, silicon	SFS4192	6	B	each
	Diode, silicon		Reference 10CV/7045		8	—	—
	Resistors:—						
	1 K ohms		Reference 10W/0219122		2	—	—
	15 K ohms		Reference 10W/0219196		1	—	—
	47 K ohms		Reference 10W/0219232		1	—	—
	68 K ohms		Reference 10W/0219244		1	—	—
	Resistors, special:—						
	100 ohms		Ref. No. 1166		1	—	—
	150 ohms		Ref. No. 1174		2	—	—
1229	1 K ohms	40-524-622-10	2	C	each
1228	2-7 K ohms, insulated	40-524-622-27	1	C	"
1231	Transformer	EAP.10212	1	B	"
1232	Transformer	EAP.13420	1	B	"

RESTRICTED

RESTRICTED

AIRCRAFT AUTOMATIC PILOT—S.E.P.2.
MAJOR COMPONENTS, SERVICING SPARES AND TOOLS
SECTION 6TC—cont.

1	2	3	4	5	6	7	8
	COUPLING UNIT—cont.						
	Comprising:—						
	Automatic Approach Section 1:—		Not referenced. For Ref. No.				
	Comprising:—		1005 only.				
	Resistors:—						
—	30 ohms		Reference 10W/0219358 ..		1	—	—
—	33 ohms		Reference 10W/0219362 ..		1	—	—
—	56 ohms		Reference 10W/0221080 ..		1	—	—
—	62 ohms		Reference 10W/0219290 ..		1	—	—
—	68 ohms		Reference 10W/0221089 ..		3	—	—
—	82 ohms		Reference 10W/0221101 ..		1	—	—
—	100 ohms		Reference 10W/0221110 ..		5	—	—
—	150 ohms		Reference 10W/0221131 ..		3	—	—
—	200 ohms		Reference 10W/0219452 ..		3	—	—
—	220 ohms $\pm 1\%$		Reference 10W/0219458 ..		2	—	—
—	220 ohms $\pm 2\%$		Reference 10W/0219461 ..		1	—	—
—	270 ohms		Reference 10W/0221164 ..		2	—	—
—	390 ohms		Reference 10W/0221185 ..		1	—	—
—	560 ohms		Reference 10W/0221206 ..		1	—	—
—	1.5 K ohms		Reference 10W/0222026 ..		1	—	—
—	1.8 K ohms		Reference 10W/0222038 ..		1	—	—
—	2.7 K ohms		Reference 10W/0222059 ..		2	—	—
—	3.3 K ohms		Reference 10W/0222068 ..		2	—	—
—	4.7 K ohms		Reference 10W/0222089 ..		2	—	—
—	5.6 K ohms		Reference 10W/0219166 ..		2	—	—
—	22 K ohms		Reference 10W/0219746 ..		1	—	—
—	27 K ohms		Reference 10W/0219214 ..		1	—	—
—	43 K ohms		Reference 10W/0219229 ..		1	—	—
1222	Resistors, special:—						
—	15 ohms	40-521-530-15	1	C	each
—	16 ohms		Ref. No. 1170		1	—	—
—	20 ohms		Ref. No. 1169		1	—	—
—	33 ohms		Ref. No. 1172		1	—	—
1220	36 ohms	40-521-530-36	1	C	each

RESTRICTED

RESTRICTED

AIRCRAFT AUTOMATIC PILOT—S.E.P.2.
MAJOR COMPONENTS, SERVICING SPARES AND TOOLS
SECTION 6TC—cont.

1	2	3	4	5	6	7	8
	COUPLING UNIT—cont.						
	Comprising—cont.						
	Automatic Approach Section 1—cont.		Not referenced. For Ref. No.				
	Comprising—cont.		1005 only.				
	Resistors, special—cont.						
—	100 ohms		Ref. No. 1166		2	—	—
1223	120 ohms	40-521-531-12	1	C	each
—	150 ohms		Ref. No. 1174		3	—	—
1219	180 ohms	40-521-531-18	1	C	each
—	270 ohms		Ref. No. 1168		1	—	—
—	390 ohms		Ref. No. 1175		1	—	—
1224	560 ohms	40-521-531-56	1	—	—
1226	820 ohms	40-521-531-82	2	C	each
—	1 K ohms		Ref. No. 1200		1	—	—
—	1.5 K ohms		Ref. No. 1179		1	—	—
—	1.8 K ohms		Ref. No. 1225		1	—	—
—	2.2 K ohms		Ref. No. 1191		1	—	—
—	3.3 K ohms		Ref. No. 1221		1	—	—
—	4.7 K ohms		Ref. No. 1206		1	—	—
	Automatic Approach Section 2		Not referenced. For Ref. No.				
	Comprising:—		1083 only.				
	Resistors:—						
—	30 ohms		Reference 10W/0219358		1	—	—
—	33 ohms		Reference 10W/0219362		1	—	—
—	62 ohms		Reference 10W/0219390		1	—	—
—	100 ohms		Reference 10W/0221110		1	—	—
—	150 ohms		Reference 10W/0221131		1	—	—
—	200 ohms		Reference 10W/0219452		3	—	—
—	220 ohms $\pm 1\%$		Reference 10W/0219458		2	—	—
—	220 ohms $\pm 2\%$		Reference 10W/0219461		1	—	—
—	270 ohms		Reference 10W/0221164		1	—	—
—	390 ohms		Reference 10W/0221185		1	—	—

RESTRICTED

RESTRICTED

AIRCRAFT AUTOMATIC PILOT—S.E.P.2.
MAJOR COMPONENTS, SERVICING SPARES AND TOOLS
SECTION 6TC—cont.

1	2	3	4	5	6	7	8
	COUPLING UNIT—cont. Comprising— <i>cont.</i> Automatic Approach Section 2—cont.		Not referenced. For Ref. No. 1083 only.				
	Comprising— <i>cont.</i> Resistors— <i>cont.</i>						
—	560 ohms		Reference 10W/0221206 ..		1	—	—
—	560 ohms		Reference 10W/0219518 ..		1	—	—
—	1 K ohms		Reference 10W/0219554 ..		1	—	—
—	3.3 K ohms		Reference 10W/0219626 ..		1	—	—
—	10 K ohms		Reference 10W/0222132 ..		1	—	—
—	12 K ohms		Reference 10W/0222144 ..		1	—	—
	Resistors, special:—						
—	15 ohms		Ref. No. 1222		1	—	—
—	16 ohms		Ref. No. 1170		1	—	—
—	20 ohms		Ref. No. 1169		1	—	—
—	33 ohms		Ref. No. 1172		1	—	—
—	36 ohms		Ref. No. 1220		1	—	—
—	100 ohms		Ref. No. 1166		2	—	—
—	120 ohms		Ref. No. 1223		1	—	—
—	150 ohms		Ref. No. 1174		3	—	—
—	180 ohms		Ref. No. 1219		1	—	—
—	2.2 K ohms		Ref. No. 1191		1	—	—
—	2.7 K ohms		Reference 10W/0222059 ..		2	—	—
—	3.3 K ohms		Reference 10W/0222068 ..		2	—	—
—	3.3 K ohms		Ref. No. 1221		1	—	—
	Height Detector assy		Reference 6TB/1747. For Ref. No. 1083		1	—	—
1100	Height Detector assy Comprising:—		For Ref. No. 1005	EAP.8988	1	A	each
	Comprising:—		Comprising items are for both assemblies.				
1237	Capsule assy	EAP.12113	1	B	"
1236	Filter assy	EAP.2202	1	C	"
—	Motor		Reference 5UD/—		1	—	—
—	Mounting, anti-vibration		Reference 10AJ/—		2	—	—

RESTRICTED

RESTRICTED

AIRCRAFT AUTOMATIC PILOT—S.E.P.2.
MAJOR COMPONENTS, SERVICING SPARES AND TOOLS
SECTION 6TC—cont.

1	2	3	4	5	6	7	8
	COUPLING UNIT—cont. Comprising— <i>cont.</i> Height Detector assy—cont. Comprising— <i>cont.</i>		For Ref. No. 1005 Comprising items are for both assemblies.				
1235	Ring, rubber	EAP.3588	1	C	each
—	Screw, 10BA × ¼ in. ch. hd., stl., cad. pl.		Reference 28S/—		3	—	—
	Height Section		Not referenced. For Ref. Nos. 1005 and 1083.		—	—	—
	Comprising:—						
—	Capacitor, 1 mfd.		Reference 10C/0115322		1	—	—
1234	Diode, rectifier assy (matched)	ACP.767	2	B	set
—	Diode, rectifier assy (matched)		Ref. No. 1203		2	—	—
1233	Diode, silicon, assy (matched)	SFS.4193	2	B	set
—	Nut, 4BA		Reference 28M/9403519		4	—	—
—	Nut, 6BA		Reference 28M/9403518		4	—	—
1301	Rectifier	40-687-120-S.T.C.	1	B	each
	Resistors:—						
—	120 ohms		Reference 10W/0219046		1	—	—
—	220 ohms		Reference 10W/0219064		1	—	—
—	220 ohms		Reference 10W/0221152		2	—	—
—	270 ohms		Reference 10W/0221164		2	—	—
—	560 ohms		Reference 10W/0219094		1	—	—
—	1.5 K ohms		Reference 10W/0219124		1	—	—
—	3.3 K ohms		Reference 10W/0222068		2	—	—
—	10 K ohms		Reference 10W/0222131		2	—	—
—	12 K ohms		Reference 10W/0222143		2	—	—
	Resistors, special:—						
—	20 ohms		Ref. No. 1169		1	—	—
—	33 ohms		Ref. No. 1172		1	—	—
—	Screw, 6BA × ⅜ in., csks., stl., cad. pl.		Reference 28S/1200049		4	—	—
—	Socket, link		Ref. No. 1298		6	—	—
—	Socket, relay		Reference 10H/20889		4	—	—

RESTRICTED

RESTRICTED

AIRCRAFT AUTOMATIC PILOT—S.E.P.2.
MAJOR COMPONENTS, SERVICING SPARES AND TOOLS
SECTION 6TC—cont.

1	2	3	4	5	6	7	8
	COUPLING UNIT—cont.						
	Comprising— <i>cont.</i>						
—	Limiter Assy:—		Not referenced. For Ref. Nos. 1005 and 1083.	EAP.9394	—	—	—
	Comprising:—						
—	Capacitor, 1 mfd.		Reference 10C/0115569		—	—	—
1299	Rectifier		Reference 10W/0221215	EAP.11893/2	1	B	each
—	Resistor, 680 ohms		Reference 10F/—		1	—	—
—	Socket, line		Reference 10F/0510551		132	—	—
—	Switch, S.P. on/off		Not referenced. For Ref. Nos. 1005 and 1083.		1	—	—
	Rear Section Assy:—				—	—	—
	Comprising:—						
—	Rectifier assy		Ref. No. 1203. (Matched in fours MR.39-42, MR.43-46, MR.69- 72,MR.73-76).		4	—	—
—	Rectifier, metal		Ref. No. 1301		1	—	—
	Resistors:—						
—	330 ohms		Reference 10W/0221173. For Ref. No. 1105 only.		1	—	—
—	390 ohms		Reference 10W/0221185		2	—	—
—	680 ohms		Reference 10W/0222026. For Ref. No. 1005 only.		1	—	—
—	1.5 K ohms		Reference 10W/0222026		1	—	—
—	2.2 K ohms		Reference 10W/0222047. For Ref. No. 1005 only.		—	—	—
—	3.9 K ohms		Reference 10W/0222080		2	—	—
—	4.7 K ohms		Reference 10W/0222089		4	—	—
—	10 K ohms		Reference 10W/0219184. For Ref. No. 1005 only.		1	—	—
—	12 K ohms		Reference 10W/0222143		4	—	—
—	18 K ohms		Reference 10W/0222152, 2 off. For Ref. No. 1005, and 1 off for Ref. No. 1083.		—	—	—
—	Resistor, special, 20 ohms		Ref. No. 1203		4	—	—
—	Valve, electronic		Reference 10CV/7130		22	—	—

RESTRICTED

RESTRICTED

AIRCRAFT AUTOMATIC PILOT—S.E.P.2.
MAJOR COMPONENTS, SERVICING SPARES AND TOOLS
SECTION 6TC—cont.

1	2	3	4	5	6	7	8
	COUPLING UNIT—cont.						
	Comprising— <i>cont.</i>						
	Relay Panel		Not referenced	EAP.9983	—	—	—
	Comprising:—						
—	Capacitor, 1 mfd.		Reference 10C/0115322		1	—	—
—	Capacitor, 50 mfd.		Ref. No. 1308		1	—	—
—	Holder, relay socket		Ref. No. 1300		18	—	—
	Nuts:—						
—	4BA		Reference 28M/9403519		18	—	—
—	6BA		Reference 28M/9403518		18	—	—
—	Relay		Reference 10F/0119881		18	—	—
	Resistors:—						
—	82 ohms		Reference 10W/0221101		1	—	—
—	150 ohms		Reference 10W/0221131		1	—	—
—	470 ohms		Reference 10W/0221194		1	—	—
—	43 K ohms		Reference 10W/0219229		1	—	—
	Resistors, special:—						
—	22 ohms		Ref. No. 1177		1	—	—
—	25 ohms		Ref. No. 1176		1	—	—
—	390 ohms		Ref. No. 1175		2	—	—
—	1 K ohms		Ref. No. 1200		1	—	—
1227	2 K ohms			40-521-532-20	1	C	each
—	Screw, 6BA × $\frac{1}{8}$ in. csk., stl., cad. pl.		Reference 28S/1200049		18	—	—
	Spares:—		Common to Ref. Nos. 1005 and 1083.				
—	Cap. screw, 8BA		Reference 29C/4046		1	—	—
—	Clip		Reference 28FP/465		2	—	—
1218	Connector, static vent			EAP.4273/1	1	C	each
1217	Cover assy			EAP.7812/2	1	C	"
—	Link, 2 way		Reference 6TB/244		10	—	—
—	Link, 3 way		Reference 6TB/245		2	—	—
1018	Runner assy			EAP.7794/2	1	C	each
—	Screw, 4BA × $\frac{1}{2}$ in. l., ch. hd., cad. pl. . .		Reference 28S/1200034		4	—	—
—	Socket, 25 pin		Reference 10H/0560385		1	—	—

RESTRICTED

RESTRICTED

AIRCRAFT AUTOMATIC PILOT—S.E.P.2.
MAJOR COMPONENTS, SERVICING SPARES AND TOOLS
SECTION 6TC—cont.

1	2	3	4	5	6	7	8
	COUPLING UNIT—cont. Spares— <i>cont.</i>		Common to Ref. Nos. 1005 and 1083.				
—	Stud		Reference 28FP/685		2	—	—
1318	Tube, rubber, ½ in. o/d × ¼ in. i/d.	1817-417	1	C	ft.
—	Washer, rubber		Reference 28FP/9403521		2	—	—
—	Washer, small, 4BA, std., cad. pl.		Reference 28W/9480389		4	—	—
1141	GUT-OUT, roll error	Andover	268/1EAP.	1	A	each
	Spares:—						
—	Capacitor, 2 mfd.		Reference 10C/0119839		1	—	—
—	Capacitor, 100 mfd.		Reference 10C/5800369		2	—	—
—	Capacitor, 125 mfd.		Reference 10C/1102474		4	—	—
1261	Choke	40-676-106-01	3	C	each
1259	Choke assembly	EAP.9950	1	B	"
—	Cup, screw, brass, G.12		Reference 29C/4048		25	—	—
—	Diode, silicon		Reference 10CV/7045		14	—	—
—	Plug, 6 pin		Reference 10H/0560585		1	—	—
—	Plug, 12 pin		Reference 10H/0560150		1	—	—
1305	Relay	40-617-139	1	A	each
—	Resistor, 15 K ohms, RC7J		Reference 10W/0222152		1	—	—
	Resistors, special:—						
—	15 ohms		Ref. No. 1222		1	—	—
—	820 ohms		Ref. No. 1226		1	—	—
—	1 K ohms		Ref. No. 1200		4	—	—
	Sockets:—						
—	2 pin		Reference 10H/0560230		1	—	—
—	6 pin		Reference 10H/0560265		1	—	—
—	12 pin		Reference 10H/0560330		1	—	—
1258	Spring, handle	30-852-103-03	2	C	each
1260	Transformer	EAP.9951	1	B	"
1262	Transformer assy	EAP.9933	1	B	"
1263	Transformer assy	EAP.9840	1	B	"
2104 1118	DETECTOR and AMPLIFIER	Comet 4C	300 EAP.	2	A	"

RESTRICTED

RESTRICTED

AIRCRAFT AUTOMATIC PILOT—S.E.P.2.
MAJOR COMPONENTS, SERVICING SPARES AND TOOLS
SECTION 6TC—cont.

1	2	3	4	5	6	7	8
1126	FILTER, V.O.R.	Andover, Britannia, Comet 4C, Dominie.	10/1SUE	1	A	each
	Spares :—						
—	Capacitor, 1-25 mfd.		Reference 10C/1102474		1	—	—
1265	Capacitor, special, 750 mfd.	40-566-857-75	4	C	each
—	Diode, silicon		Ref. No. 1230		8	—	—
—	Plug, 12 way		Reference 10H/0560150		1	—	—
—	Plug, 25 way		Reference 10H/0560205		1	—	—
—	Relay		Reference 10F/0530003		1	—	—
—	Resistor, 100 ohms		Reference 10W/0221110		1	—	—
—	Resistor, 2K ohms		Reference 10W/0219596		2	—	—
—	Resistor, 2-2K ohms		Reference 10W/0219136		1	—	—
—	Resistor, 12K ohms		Reference 10W/0219190		1	—	—
—	Resistor, 47K ohms		Reference 10W/0219232		1	—	—
—	Resistor, special, 1K ohms		Ref. No. 1200		2	—	—
—	Socket, 25 way		Reference 10H/0560385		1	—	—
1266	Transformer assembly	SUE.542	1	B	each
	FLIGHT SYSTEM, Smith's :—						
	Consisting of :—						
5187	Amplifier, azimuth director	Britannia	22 SFS	1	A	"
2900	Amplifier unit, compass	Britannia	13/28 FS	2	A	"
	Spares :—						
	Amplifier assy., monitoring :—						
	Consisting of :—						
—	Cover, perspex		Reference 6B/3163		1	—	—
—	Fuse link, 2-5 amp.		Reference 10H/19881		2	—	—
—	Relay, magnetic		Reference 10F/19434		2	—	—
—	Switch, thermal delay		Reference 10F/17590		1	—	—
—	Valve, Type SF. 6057 ANR		Reference 6B/3161		1	—	—
—	Valve, Type SF. 6158 ANR		Reference 6B/3162		1	—	—
3141	Gasket, glass, large	SFS. 744	1	C	each

RESTRICTED

RESTRICTED

AIRCRAFT AUTOMATIC PILOT—S.E.P.2.
MAJOR COMPONENTS, SERVICING SPARES AND TOOLS
SECTION 6TC—cont.

1	2	3	4	5	6	7	8
	FLIGHT SYSTEM, Smith's—cont.						
	Consisting of— <i>cont.</i>						
	Amplifier unit, compass— <i>cont.</i>						
	Spares— <i>cont.</i>						
3143	Gasket, glass, round	SFS. 745	1	C	each
3140	Glass, large	SFS. 684	1	C	"
3142	Glass, round	SFS. 682	1	C	"
—	Motor assembly, complete		Reference 6B/3144		1	—	—
3137	Plate, switch assy.	SFS. 6813	1	B	each
—	Stud, locating		Reference 6B/3160		2	—	—
3138	Switch, assembly		Resolver unit	SFS. 3097	1	C	each
—	Switch, micro		Reference 10F/20850		4	—	—
—	Switch, thermal delay		Reference 10F/17590		1	—	—
1154	Switch, wafer	SFS. 2218	1	B	each
—	Synchro, size 11, Type ACS2/AC		Reference 5UD/7153 (Resolver)		1	—	—
—	Synchro, size 11, Type ACS 2/AM		Reference 5UD/7154 (Control transmitter)		4	—	—
—	Synchro, size 11, Type ACS 2/AN		Reference 5UD/7152 (Control transmitter)		1	—	—
—	Washer, cup, 2BA		Reference 29C/4045		4	—	—
—	Washer, cup, 4BA		Reference 29C/4046		14	—	—
—	Washer, cup, 6BA		Reference 29C/4048		6	—	—
2897	Annunciator unit	Britannia, Comet 4C	12 SFS	2	A	each
	Spares :—						
3154	Annunciator assy.	SFS3538	1	C	each
3174	Hand-set, dog clutch	FM.527	1	C	"
3151	Housing, "O" ring	SFS. 24	1	C	"
3173	Knob	FM. 525	1	C	"
6755	Knob, switch	SFS. 26	1	C	"
—	Nut, bezel		Reference 6A/2250		8	—	—
3155	Ring, "O" sealing	AM. 1134	1	C	each
1076	Ring, sealing, plug plate	30-781-297-40	1	C	"
1077	Ring, sealing, rear cover	30-781-299-40	1	C	"

RESTRICTED

RESTRICTED

AIRCRAFT AUTOMATIC PILOT—S.E.P.2.
MAJOR COMPONENTS, SERVICING SPARES AND TOOLS
SECTION 6TC—cont.

1	2	3	4	5	6	7	9
	FLIGHT SYSTEM, Smith's—cont.						
	Consisting of— <i>cont.</i>						
	Annunciator unit— <i>cont.</i>						
	Spares— <i>cont.</i>						
—	Shaft, switch, "O" seal		Reference 27QA/269		2	—	—
3176	Shield, spring, inner	FM. 529	1	C	each
3175	Shield, spring outer	FM. 528	1	C	"
3177	Spring, clutch	FM. 530	1	C	"
3153	Switch, minibank	SFS. 21	1	C	"
—	Synchro, size 11, Type ACS. 1/AD ...		Reference 5UD/7156		1	—	—
3152	Washer, bowed	SFS. 25	1	C	each
5198	Comparator unit	Britannia, Comet 4C	18 SFS	1	A	"
—	Control, variation setting		Reference 6B/2833		1	—	—
—	Spares :—						
—	Holder, lamp		Reference 6B/3147		1	—	—
2899	Detector unit, compass	Britannia, Comet 4C	KCA. 1801	2	A	each
7488	Director, amplifier	Comet 4C	44 SFS	1	A	"
6010	Director, switching unit	Britannia,	53 SFS	1	A	"
5188	Gyro unit, azimuth	Britannia, Comet 4C	KCA. 1902	2	A	"
5196	Gyro, vertical	Britannia	7 SFS	1	A	"
6829	Gyro, vertical	Britannia, Comet 4C	26 SFS	1	A	"
5195	Horizon, director	Britannia, Comet 4C	9/1 SFS	2	A	"
2898	Indicator, beam compass	Britannia, Comet 4C	5/SFS	2	A	"
—	Spares :—						
3149	Expansion ring, and glass assy.	SFS. 591	2	C	"
6759	Knob	RNA. 92	1	C	"

RESTRICTED

RESTRICTED

AIRCRAFT AUTOMATIC PILOT—S.E.P.2.
MAJOR COMPONENTS, SERVICING SPARES AND TOOLS
SECTION 6TC—cont.

1	2	3	4	6	6	7	8
	FLIGHT SYSTEM, Smith's—cont.						
	Consisting of— <i>cont.</i>						
	Indicator, beam compass— <i>cont.</i>						
	Spares— <i>cont.</i>						
3148	Knob, sense switch	SFS. 6735	2	C	each
—	Lamp, filament, 6 volt		Reference 5L/9959119		2	—	—
3116	Lamp, top	SFS. 380/M	2	C	each
—	Motor assembly, complete		Reference 5UD/7372		1	—	—
—	Synchro, size 11, control transmitter		Reference 5UD/7154		1	—	—
—	Synchro, size 11, resolver, 2 phase		Reference 5UD/7155		1	—	—
6421	Monitor, single phase supply... ..	Britannia, Comet 4C	34 SFS	2	A	each
6301	Mounting, anti-vibration	ZV. 3497	6	C	..
5189	Mounting, azimuth, gyro unit	KCA. 2101	1	A	..
5199	Mounting, gyro vertical and comparator unit	8 SFS	1	A	..
5201	Pulsing unit	Britannia, Comet 4C	23 SFS	1	A	..
7487	Selector	Comet 4C	25/1 SFS	1	A	..
6093	Selector	Britannia	25 SFS	1	A	..
—	Spares :—						
—	Knob, switch		Ref. No. 6755		1	—	—
6757	Switch, N.S.F. oak rotary, 3 pole	40-612-431	1	C	each
6758	Switch, N.S.F. oak rotary, 3 pole	40-612-472	1	C	..
6756	Switch, NSF., oak rotary, Type DM-2P- 2 pcs.	40-612-429-01	1	C	..
6464	Selector, Type A, radial magnetic	150/1 SFS	1	A	..
—	Spares :—						
6750	Expansion ring and glass assy.	ACP. 1304	1	C	..
6747	Knob, engraved	SFS. 3297	1	C	..
6746	Nut, cap	SFS. 3578	2	C	..
6745	Plate, escutcheon	SFS. 3306	1	C	..
6749	Plate, escutcheon	SFS. 3300	1	C	..
6748	Screw, special	SFS. 3301	1	C	..

RESTRICTED

RESTRICTED

AIRCRAFT AUTOMATIC PILOT—S.E.P.2.
MAJOR COMPONENTS, SERVICING SPARES AND TOOLS
SECTION 6TC—cont.

1	2	3	4	5	6	7	8
	FLIGHT SYSTEM, Smith's—cont. Consisting of— <i>cont.</i> Selector— <i>cont.</i> Spares— <i>cont.</i>						
6744	Shaft, release rod	SFS. 3312	1	C	each
6600	Synchro, size 11, torque receiver	ACS/2/AL	4	A	"
6113	Tray, mounting, azimuth gyro unit	Britannia, Comet 4C	51 SFS	1	A	"
2901	Tray, mounting, compass amplifier	20 SFS	4	A	"
	Spares :—						
3159	Barrymount, Type GB.780.16G	40-141-120	4	C	"
3158	Plate, hacking	SFS. 447	1	C	"
3157	Plate, support	SFS. 448	1	C	"
3156	Screw assy., jacking, complete	SFS. 461	1	C	"
5197	Tray, mounting, gyro, vertical	17 SFS	1	A	"
1006	GYRO UNIT	Andover, Britannia, Comet 2 & 4C, Dominie.	212 EAP	1	A	"
	Spares :—						
—	Bush, coned		Reference 6TB/240		1	—	—
1014	Cover, top, perspex	EAP. 5820	1	C	each
—	Filter, outer		Reference 6A/3634		1	—	—
1087	Gearbox, axis		C/w turn switch, motor and potentiometer.	EAP. 12179	1	B	each
1089	Gearbox, pitch axis		C/w motor and potentiometer	EAP. 12180	1	B	"
—	Gyro assy., rate		C/w packing bracket. Reference 6TB/362.		3	—	—
—	Level, spirit		Reference 6TB/254		1	—	—
—	Monitor, pendulum bank		Reference 6TB/365		1	—	—
1107	Mounting, anti-vibration, equiflex, silicon-coated.		SFS/2310/1	4	C	each

RESTRICTED

RESTRICTED

AIRCRAFT AUTOMATIC PILOT—S.E.P.2.
MAJOR COMPONENTS, SERVICING SPARES AND TOOLS
SECTION 6TC—cont.

1	2	3	4	5	6	7	8
	GYRO UNIT—cont.						
	Spares—cont.						
—	Mounting, stud		Reference 6TB/253		4	—	—
	Nuts :—						
—	Potentiometer locking, $\frac{3}{8}$ in. dia. \times 32 TPI.		Reference 10H/0970261		2	—	—
—	Special		Reference 6TB/302		3	—	—
—	Steel, $\frac{1}{4}$ in. B.S.F.		Reference 28M/1011475		1	—	—
—	Stiff, mild steel, 4BA, aertight		Reference 28M/10287		4	—	—
—	Stiff, mild steel, 6BA, aertight		Reference 28M/10286		6	—	—
—	Stiff, mild steel, nyloc, 2BA		Reference 28M/10288		4	—	—
—	Stiff, steel, $\frac{1}{4}$ in. B.S.F.		Reference 28M/10290		3	—	—
—	Plug		Reference 6TB/1642		3	—	—
	Resistors, fixed :—						
—	200 ohms		Reference 10W/0113238		1	—	—
—	220 ohms		Reference 10W/0113239		1	—	—
—	430 ohms		Reference 10W/0113246		1	—	—
—	470 ohms		Reference 10W/0113247		1	—	—
	Resistors, variable :—						
—	Type 10413, 100 ohms		Reference 10W/19324		1	—	—
—	Type 11156, 50 ohms		Reference 10W/19143		1	—	—
1093	Ring, clamping, cover	EAP.5370	1	C	each
—	Ring, clamping, filter		Reference 6TB/1756		1	—	—
1015	Ring, sealing, top cover	EAP.5821	1	C	each
	Screws :—						
—	Aluminium alloy, ch. hd., 2BA \times $\frac{5}{16}$ in. ...		Reference 28S/14098		2	—	—
—	Aluminium alloy, ch. hd., 2BA \times $\frac{3}{8}$ in. ...		Reference 28S/13577		4	—	—
—	Filter, clamping ring, 6BA		Reference 6TB/286		3	—	—
—	Phillips, recess		Reference 28S/14662		6	—	—
—	Special		Reference 6TB/1658		2	—	—
—	Steel, ch. hd., 6BA \times $\frac{9}{32}$ in.		Reference 6TB/308		16	—	—
—	Steel, c/sunk, 4BA \times $\frac{3}{4}$ in.		Reference 28S/2827		2	—	—
—	Steel, c/sunk, 6BA \times $\frac{5}{8}$ in.		Reference 28S/2822		2	—	—
1115	Steel, hex. hd., 6BA \times $\frac{3}{8}$ in.	30-237-046-11	4	C	each

RESTRICTED

RESTRICTED

AIRCRAFT AUTOMATIC PILOT—S.E.P.2.
MAJOR COMPONENTS, SERVICING SPARES AND TOOLS
SECTION 6TC—cont.

1	2	3	4	5	6	7	8
	GYRO UNIT—cont.						
	<i>Spares—cont.</i>						
—	Shim, special, thick		Reference 6TB/242		5	—	—
—	Shim, special, thin		Reference 6TB/241		1	—	—
—	Spacer		Reference 6TB/1641		6	—	—
—	Spring, base		Reference 6TB/1659		1	—	—
—	Spring, connection		Reference 6TB/363		3	—	—
—	Strip, sealing		Reference 6TB/304		1	—	—
—	Switch, mercury		Reference 6TB/1657		1	—	—
—	Transformer assy., monitor supply		Reference 6C/2066		1	—	—
—	Washer, convex 'A'		Reference 6TB/239		1	—	—
—	Washer, convex 'B'		Reference 6TB/238		4	—	—
—	Washer, retaining		Reference 6TB/250		5	—	—
—	Washer, self-aligning		Reference 6TB/237		4	—	—
1088	Washer, special	EAP.5987	3	C	each
—	Washer, tongue, special		Reference 6TB/303		1	—	—
1323	INDICATOR, beam compass	PW.5/1 SFS	2	A	each
1053	INDICATOR, engage and trim	Andover, Britannia, Comet 4C.	244 EAP.	1	A	"
	<i>Spares :—</i>						
1276	Bezel	ACP. 1303	1	C	"
—	Nut, bezel		Reference 6A/2250		8	—	—
—	Plug, 6 pin		Reference 10H/0560582		1	—	—
—	Plug, 6 pin		Reference 10H/0560583		1	—	—
1079	Ring, expansion and glass assy.		MV.2195	1	C	each
—	Ring, sealing, front case		Reference 6B/3155		1	—	—
—	Ring, sealing, plug plate		Ref. No. 1076		1	—	—
—	Ring, sealing, rear cover		Ref. No. 1077		1	—	—
—	Screw, 8BA × $\frac{3}{8}$ in. ch. hd. brass (black oxy).		Reference 28S/9147229		7	—	—
—	Screw, 8BA × $\frac{5}{16}$ in. ch. hd. brass (black oxy.)		Reference 28S/14703		1	—	—

RESTRICTED

RESTRICTED

AIRCRAFT AUTOMATIC PILOT—S.E.P.2.
MAJOR COMPONENTS, SERVICING SPARES AND TOOLS
SECTION 6TC—cont.

1	2	3	4	5	6	7	8
—	INDICATOR, remote trim	Dominie	Reference 6TB/218		1	—	—
1149	LIMITER, rotary torque (aileron and elevator)	Dominie	258 EAP.	2	A	each
1295	LIMITER, rotary torque (elevator)	258/11 EAP.	1	A	"
	LINKS, force limiting :—	Britannia					
1058	Aileron	256 EAP.	1	C	"
1057	Elevator	257 EAP.	1	C	"
1059	Rudder ;...	262 EAP.	1	C	"
	Spares :—		For Ref. Nos. 1057, 1058 & 1059				
—	Ball, steel, $\frac{1}{8}$ in. dia.		Reference 2A/9424323		1	—	—
—	Pin, taper, M.S., $\frac{3}{32}$ in., \times 1 in. cad. pl.		Reference 28P/1287		1	—	—
—	Shroud, rubber		Reference 5CW/5707		1	—	—
1255	Switch assy.	EAP. 8080	1	B	each
1045	LOCKING UNIT	Britannia	239 EAP.	1	A	"
1130	LOCKING UNIT	Comet 4C	239/2 EAP.	1	A	"
	Spares :—		For Ref. Nos. 1045 and 1130.				
	Amplifier assemblies :—						
1097	Airspeed	EAP.10328	1	A	"
1095	Azimuth, c/w flying leads	EAP.13186	1	A	"
1099	Glide path	EAP.10315	1	A	"
1098	Height...	EAP.10343	1	A	"
1096	Pitch integrator	EAP.11805	1	A	"
—	Relay, magnetic		Reference 10F/19434 or 0119881		21	—	—
1113	MONITOR, roll error	Comet 4C, Dominie	287/1 EAP.	1	A	each
	Spares :—						
—	Capacitor, 1.2 mfd., 25v.		Reference 10C/1102474		3	—	—
—	Capacitor, 2 mfd.;		Reference 10C/-		1	—	—

RESTRICTED

RESTRICTED

AIRCRAFT AUTOMATIC PILOT—S.E.P.2.
MAJOR COMPONENTS, SERVICING SPARES AND TOOLS
SECTION 6TC—cont.

1	2	3	4	5	6	7	8
	MONITOR, roll error—cont.						
	Spares:— <i>cont.</i>						
—	Capacitor, 100 mfd., 6v.		Reference 10C/5800369		2	—	—
—	Choke assembly		Ref. No. 1259		1	—	—
—	Diode, silicon		Reference 10CV/7045		1	—	—
—	Plug, 2 pin		Reference 10H/0560050		1	—	—
—	Plug, 12 pin		Reference 10H/0560150		1	—	—
—	Relay		Ref. No. 1305		2	—	—
	Resistors:—						
—	15 ohms ± 5% (RWV3-J)		Reference 10W/- (R1.A)		1	—	—
—	560 ohms ± 5% (RWV3-J)		Reference 10W/- (R4)		1	—	—
—	820 ohms ± 5% (RWV3-J)		Reference 10W/- (R1.2)		1	—	—
—	1 K ohms ± 5% (RWV3-J)		Reference 10W/- (R2.3)		2	—	—
—	2 K ohms ± 5% (RWV3-J)		Reference 10W/- (R3)		1	—	—
—	15 K ohms ± 5% (RC7-J)		Reference 10W/- (R1)		1	—	—
—	Socket, 2 pin		Reference 10H/0560230		1	—	—
—	Socket, 6 pin		Reference 10H/0560263		1	—	—
—	Socket, 25 pin		Reference 10H/0560383		1	—	—
1278	Transformer	STD.1585/8	1	B	each
1279	Transformer	STD.1587/10	1	B	..
1280	Transformer	STD.1584/15	1	B	..
1281	Transformer	STD.1583/2	1	B	..
1282	Transformer	STD.1584/16	1	B	..
	MOUNTINGS:—						
1012	Amplifier...	Andover, Brit- annia, Comet 2 & 4, Dominie	247 EAP.	1	C	..
	Spares:—						
1029	Clamp	EAP.7981	2	C	..
1030	Mounting, anti-vibration	40-141-125	4	C	..

RESTRICTED

RESTRICTED

AIRCRAFT AUTOMATIC PILOT—S.E.P.2.
MAJOR COMPONENTS, SERVICING SPARES AND TOOLS
SECTION 6TC—cont.

1	2	3	4	5	6	7	8
	MOUNTINGS—cont.						
	Amplifier—cont.						
	Spares:—						
1028	Nut, wing	EAP.7995	2	C	each
1009	Controller, central	Comet C2, T.2	ST.57 EAP.	1	A	"
1051	Controller, central	Britannia, Comet 4C.	253 EAP.	1	A	"
1013	Coupling unit	Andover, Com- et 2, Dominie	249 EAP.	1	C	"
1256	Block, clamping	EAP.7980	2	C	"
—	Clamp		Ref. No. 1029		2	—	—
1031	Mounting, anti-vibration	Barrymount 780-10G	4	C	each
—	Mounting, anti-vibration		Ref. No. 1030		4	—	—
—	Pin, cotter, split, $\frac{3}{8}$ × $\frac{1}{2}$ in. l.		Reference 28P/1007740		2	—	—
1320	Screw, $\frac{1}{2}$ in. × 20 UNC. × $\frac{3}{8}$ in. l., pan hd: st. cad. pl.			4	C	each
1257	Screw, 2BA × $\frac{5}{8}$ in. l., hex. socket cap. st.		30-262-034-11	4	C	"
—	Wing nut assy.		Ref. No. 1028		2	—	—
1082105	Detector and amplifier	Comet 4C	301 EAP.	2	A	each
1046	Locking unit	Britannia, Comet 4C.	240 EAP.	1	C	"
—	Spares:—						
—	Mounting, anti-vibration		Reference 10AJ/9700791		4	—	—
1049	Pressure unit	Andover, Brit- annia Comet 4C Dominie.	252 EAP.	1	C	each
—	Spares:—						
1063	Bolt, special	EAP.8333	2	C	each
1069	Button assy.	SFS.429	2	C	"
1264	Dowel	EAP.8330	2	C	"
—	Mounting, anti-vibration		Reference 10AJ/1612		2	—	—
—	Mounting, anti-vibration		Reference 10AJ/9134840		2	—	—
1102	Nut	EAP.8332	2	C	each
1066	Spring	EAP.8331	2	C	"

RESTRICTED

RESTRICTED

AIRCRAFT AUTOMATIC PILOT—S.E.P.2.
MAJOR COMPONENTS, SERVICING SPARES AND TOOLS
SECTION 6TC—cont.

1	2	3	4	5	6	7	8
	MOUNTINGS, servomotor, c/w cover:—		These should be demanded and supplied complete. Covers must be in position when the mounting is:— (a) In transit. (b) In store or (c) Installed in the aircraft without the servometer itself being in position.				
1055	Elevator trim	Britannia	(Becomes Ref. No. 1295 without cover).	235.EAP.	1	C	each
1082101	Elevator trim	Andover, Comet 4, Dominie.	(Becomes Ref. No. 1296 without cover).	281.EAP.	1	A	"
	Spares:—		For Ref. Nos. 1055 and 1082101				
1254	Bearing, large		...	40-173-151-01	1	B	"
1253	Bearing, small		...	40-173-150-01	1	B	"
1251	Block, thrust		...	EAP.6620	1	C	"
1073	Bolt, thrust		...	EAP.6617	1	C	"
1252	Key, shaft		...	EAP.6611	1	C	"
1246	Plate, clutch		...	EAP.6616	2	C	"
1247	Plate, locking (thrust bolt)		...	EAP.6618	1	C	"
1319	Ring, retaining, washer		...	30-581-290	1	C	"
1072	Screw, cover plate		...	EAP.6629	3	C	"
1250	Spring, coil		...	EAP.6637	1	C	"
1248	Washer, distance		...	EAP.6649/1	1	C	"
1249	Washer, distance		...	EAP.6649/2	1	C	"
1082100	Type A	Britannia, Comet C.4 Comet C.2. Dominie	(Becomes Ref. No. 1034 on removal of cover)	264.EAP.	2	C	"
					3	—	—
					1	—	—

RESTRICTED

RESTRICTED

AIRCRAFT AUTOMATIC PILOT—S.E.P.2.
MAJOR COMPONENTS, SERVICING SPARES AND TOOLS
SECTION 6TC—cont.

1	2	3	4	5	6	7	8
	MOUNTINGS, servomotor, c/w cover—cont.						
1044	Type B	Andover Britannia Dominie	Becomes Ref. No. 1043 on removal of cover For Ref. Nos. 1082100 and 1044	263.EAP.	1	C	each
	Spares:—				2	—	—
1322	Bolt, special			EAP.5179	4	C	each
—	Cover		Reference 6TB/233		1	—	—
—	Flange, output		Reference 6TB/271		1	—	—
—	Nut, locking		Reference 6TB/272		1	—	—
—	Screw, special, 8BA × ¼ in., zinc plate		Reference 6TB/311		6	—	—
—	Shaft, output		Reference 6TB/369		1	—	—
—	Shaft, output		Reference 6TB/371		1	—	—
—	Washer, sealing		Reference 6TB/370		1	—	—
	PADS, gearing:—						
1119	Detector and amplifier	Comet 4C	307/3. EAP.	2	A	each
1139	Locking unit	Comet 4C	285/25. EAP.	1	A	”
1133	Locking unit	Britannia	260/15. EAP.	1	A	”
1131	Monitor, roll error	Comet 4C	EAP/288/4	1	A	”
1150	Monitor, roll error	Dominie	288/7. EAP.	1	A	”
1127	V.O.R. filter	Britannia	11/2. SUE	1	A	”
1142	V.O.R. filter	Andover, Dominie.	11/1. SUE	1	A	”
	Spares:—						
—	Socket, 12 way		For Ref. No. 1142 only. Reference 10H/0560180		1	—	—
1135	PANEL, flight control	Andover	245/1.EAP.	1	A	each
	Spares:—						
—	Bank potentiometer and centering contacts assy.		Reference 6TB/1661		1	—	—

RESTRICTED

RESTRICTED

AIRCRAFT AUTOMATIC PILOT—S.E.P.2.
MAJOR COMPONENTS, SERVICING SPARES AND TOOLS
SECTION 6TC—cont.

1	2	3	4	5	6	7	8
	PANEL, flight control—cont.						
	Spares:— <i>cont.</i>						
1061	Cap, lamp	EAP.6241	1	C	each
1271	Knob, black	EAP.6370	2	C	"
—	Knob, engage switch		Reference 6TB/1628		1	—	"
1270	Knob, height and airspeed	EAP.6268	1	C	each
1274	Knob, turn	EAP.6367	1	C	"
—	Lamp, 29v., 2-8w., M.E.S.		Reference 5L/9951284		1	—	"
1272	Nut, ring	EAP.12121	2	C	each
—	Nut, ring, hold-on		Reference 6TB/1797		1	—	—
1269	Nut, switch, locking	EAP.3325	1	C	each
—	Plug, 12 pin		Reference 10H/0560152		1	—	—
—	Plug, 12 pin		Reference 10H/0560153		1	—	—
1268	Resistor, special, 39 ohms	40-521-530-39	2	C	each
1275	Screw, special, turn knob	EAP.6358	1	C	"
—	Strap, cable binding		Reference 6TB/496		A/R	—	—
—	Stud, strap		Reference 6TB/497		3	—	—
—	Switches:—						
—	Hold-on		Reference 6TB/1655		1	—	—
—	Hold-on, turn, pull		Ref. No. 1092		1	—	—
—	Pitch control		Ref. No. 1094		2	—	—
—	Push button, (black)		Ref. No. 1091		1	—	—
—	Push button, (green)		Ref. No. 1090		1	—	—
—	Tumbler, N.S.F.		Reference 5CW/6894		3	—	—
1148	PANEL, flight control	Dominie	206C.U.F./M8/1	1	A	each
	Spares:—						
1286	Bank potentiometer and centering contacts assy.	EAP.15041	1	B	"
1284	Knob assy.	CUF.425/2	4	C	"
1290	Knob assy.	CUF.1414/2	1	C	"
1287	Knob assy., c/w pointer	CUF.442/2	1	C	"

RESTRICTED

RESTRICTED
31

AIRCRAFT AUTOMATIC PILOT—S.E.P.2
MAJOR COMPONENTS, SERVICING SPARES AND TOOLS
SECTION 6TC—cont.

1	2	3	4	5	6	7	8
	PANEL, flight control—cont.						
	Spares—cont.						
—	Lamp, min.		Reference 5L/9959118		4	—	—
—	Lampholder, red/black		Reference 5CX/5143		4	—	—
—	Nut, ring		Reference 6TB/1797		4	—	—
—	Nut, switch locking		Ref. No. 1269		1	—	—
1291	Panel assy., perspex	CUF.1690	1	C	each
1289	Pitch control assy.	EAP.12707/2	1	B	—
—	Plug, 4 pin, set 0		Reference 10H/0560070		1	—	—
—	Plug, 12 pin, set 0		Reference 10H/0560150		1	—	—
—	Plug, 12 pin, set 2		Reference 10H/0560152		1	—	—
—	Plug, 12 pin, set 3		Reference 10H/0560153		1	—	—
1285	Ring, locking	EAP.3630	4	C	each
1288	Screw, special, knob	CUF.1445	5	C	—
1292	Screw, special, knob assy.	CUF.43/1	5	C	—
1293	Spring, knob assy.	CUF.44	4	C	—
1283	Switch, hold-on	CUF.45/2	4	B	—
—	Switch, push button, green		Ref. No. 1090		1	—	—
—	Switch, toggle assy.		Ref. No. 1116		2	—	—
1048	PRESSURE UNIT	Britannia, Comet 4C.	242.EAP	1	A	each
	Spares:—						
—	Cap, protection, ¼ in. B.S.P. × 19 T.P.I.		Reference 28N/11333		1	—	—
—	Cap, protection, 0.6 in. × 19 T.P.I.		Reference 28N/11412		1	—	—
1136	Connector, pitot	EAP.8214	1	C	each
1137	Connector, static	EAP.8215	1	C	—
1101	Detector assy., airspeed	EAP.8786	1	A	—
—	Detector assy., height		Ref. No. 1100		1	—	—
1123	Tube, rubber, white	1817-417	2	—	—

RESTRICTED

RESTRICTED

AIRCRAFT AUTOMATIC PILOT—S.E.P.2.
MAJOR COMPONENTS, SERVICING SPARES AND TOOLS
SECTION 6TC—cont.

1	2	3	4	5	6	7	8
1143	RELAY UNIT, auto-trim	Andover	277 EAP.	1	A	each
	Spares:—						
1267	Cap, seal	EAP.7924	1	C	"
—	Plug, 12 pin		Reference 10H/0560154		1	—	—
—	Relay		Reference 10F/0530003		1	—	—
—	Screw, 6BA × $\frac{3}{8}$ in. ch. hd.		Reference 28S/1200049		1	—	—
—	Socket, 6 pin		Reference 10H/0560260		1	—	—
—	Socket, 12 pin		Reference 10H/0560334		1	—	—
1011	SELECTOR, heading	Andover, Comet 2, Dominie.	1 SMT.	1	A	each
	Spares:—						
1208	Bezel assy.	SMT.7	1	B	"
1209	Bezel assy.	SMT.176	1	B	"
1316	Circlip, external, $\frac{3}{16}$ in. dia.	30-581-276	1	C	"
1216	Clamp, synchro	SMT.44	2	C	"
1215	Gasket, rear case	SMT.42	1	C	"
—	Glass and expansion ring assy.		Reference 6TB/273		1	—	—
1210	Knob	SMT.178	1	C	each
—	Knob, millivar		Reference 6A/3583		1	—	—
—	Monitor, compass		Reference 6TB/450		1	—	—
—	Motor, drag-cup		Reference 5UD/8681		1	—	—
—	Nut, bezel screw		Reference 6A/2250		8	—	—
—	Plug, 6 pin		Reference 10H/0560084		1	—	—
—	Plug, 12 pin		Reference 10H/0560154		1	—	—
1214	Pushbutton	SMT.67	1	C	each
—	Relay		Reference 10F/0530458		1	—	—
—	Resistor, variable, 5 ohms, $\frac{1}{2}$ w.		Reference 10W/0119485		1	—	—
—	Ring, 'O' sealing		Reference 6B/3155		1	—	—
—	Screw, bezel retaining		Reference 6TB/274		8	—	—

RESTRICTED

RESTRICTED
33

AIRCRAFT AUTOMATIC PILOT—S.E.P.2.
MAJOR COMPONENTS, SERVICING SPARES AND TOOLS
SECTION 6TC—cont.

1	2	3	4	5	6	7	8
	SELECTOR, heading—cont.						
	Spaces:— <i>cont.</i>						
1211	Screw, special, knob retaining	PA.6986	1	C	each
1317	Screw, 8BA × $\frac{3}{8}$ in., socket hd., st., cad. plated.		30-262-002-11	2	C	"
—	Shim		Reference 6TB/451		A/R	—	—
—	Shim		Reference 6TB/452		A/R	—	—
—	Shim		Reference 6TB/453		A/R	—	—
1212	Spacer, knob	SMT.54	1	C	each
1213	Spring, knob and pushbutton	EAP.6144	2	C	"
—	Synchro, transmitter, signal assy.		Reference 6TB/478		1	—	—
—	Washer, spring, S.C., 8BA		Reference 28W/6314		2	—	—
1004	SELECTOR, radio coupling	Comet 2	231.EAP.	1	A	each
	SERVOMOTORS:—						
1147	Elevator trim	Andover, both Marks.	259.EAP.	1	A	"
1054	Elevator trim	Britannia	233.EAP.	1	A	"
1124	Elevator trim	Comet 4C	280.EAP.	1	A	"
1324	Elevator trim	Dominie	366/1/EAP.	1	A	"
	Spares:—		For Ref. Nos. 1054, 1124, 1147 and 1324 unless otherwise stated.				
—	Bolt, H.T. st., hex. hd., 2BA × 0.950, cad. plated.		Reference 28D/12533		3	—	—
—	Capacitor, 0.5 mfd.		Reference 10C/0115567. For Ref. Nos. 1124, 1147 and 1324 only.		1	—	—
1240	Clip, capacitor		For Ref. Nos. 1124, 1147 and 1153 only.	EAP.4302	1	C	each
1245	Clutch assembly	EAP.6503	1	B	"
—	Motor, brake		Reference 5UD/8685. For Ref. Nos. 1124, 1147 and 1324 only.		1	—	—

RESTRICTED

RESTRICTED

AIRCRAFT AUTOMATIC PILOT—S.E.P.2.
MAJOR COMPONENTS, SERVICING SPARES AND TOOLS
SECTION 6TC—cont.

1	2	3	4	5	6	7	8
	SERVOMOTORS:—cont.						
	Elevator trim—cont.						
	Spares:—cont.						
—	Motor, drag cup		Reference 5UD/8684. For Ref. No. 1054 only.		1	—	—
—	Motor, hysteresis, Type 12A, 2P, 3PH, 115v.		Reference 5UD/8683. For Ref. Nos. 1124, 1147 and 1324 only.		1	—	—
—	Motor, hysteresis, Type 12A, 4P, 83PH, 115v.		Reference 5UD/8679		1	—	—
1244	Pinion, brake motor		For Ref. Nos. 1124, 1147 and 1324 only.	EAP.6721	1	C	each
1243	Pinion, motor	EAP.6598	1	C	"
—	Plug, 12 pole, min.		Reference 10H/0560154		—	—	—
1241	Resistor, special, 3.9 ohms		For Ref. No. 1054 only	40-521-539-39	1	C	each
—	Resistor, special, 270 ohms		Ref. No. 1168. For Ref. No. 1324 only.		1	—	—
1242	Resistor, special, 430 ohms		For Ref. No. 1147 only	40-521-531-43	1	C	each
1078	Screw, special, case fixing	STD.972/3	4	C	"
	SERVOMOTORS:—		Servomotors should normally be demanded and supplied complete with cover plates, which are removed when the S/M is installed in the aircraft. Cover plates must be in position for storage, transit, etc. NOTE. —Cover plates may be demanded separately if required.				
1008	Type A	Britannia, Comet 4C.	206.EAP.	2	A	each
		Comet 2.		3	—	—
		Dominie.		1	—	—
1042	Type B	Britannia, Dominie	203.EAP.	1	A	each

RESTRICTED

RESTRICTED

AIRCRAFT AUTOMATIC PILOT—S.E.P.2.
MAJOR COMPONENTS, SERVICING SPARES AND TOOLS
SECTION 6TC—cont.

1	2	3	4	5	6	7	8
	SERVOMOTORS:—cont.						
1144	Type E	Andover, Dominie.	204.EAP.	1	A	each
1145	Type F	Andover	205.EAP.	1	A	„
	Spares:—		Common to all types.				
—	Bolt, special, mounting, ¼ in. B.S.F. ...		Reference 6TB/269		3	—	—
—	Cover plate		Reference 6TB/231		1	—	—
—	Gasket, cover plate		Reference 6TB/1788		1	—	—
—	Gasket, generator cover		Reference 6TB/1859		1	—	—
—	Gasket, plug plate		Reference 6TB/1858		1	—	—
—	Gasket, protective cover		Reference 6TB/367		1	—	—
—	Gasket, rear cover		Reference 6TB/368		1	—	—
—	Washer, ¼ in. B.S.F., zinc plated		Reference 6TB/310		3	—	—
	SWITCHES:—						
1056	Actuating, elevator trim	Britannia	237.EAP.	1	A	each
	Spares:—						
1304	Capacitor, 0.7 mfd. ± 10%, 150v. 400 c/s		40-561-464-70	1	C	„
1294	Cover	EAP.6689	1	C	„
1103	Gasket, plug plate	EAP.6691	1	C	„
—	Plug, 6 pin, min.		Reference 10H/0560080		1	—	—
—	Plug, 12 pin, min.		Reference 10H/0560154		1	—	—
—	Relay		Reference 10F/0119881		1	—	—
—	Socket, 12 pin, min.		Reference 10H/0560334		1	—	—
1105	Suppressor	EAP.8588	1	C	each
1104	Switch, micro.	40-612-511	1	C	„
1082106	Type B	Comet 4C	306.EAP.	1	A	„
1321	Type G	Dominie	102.GSA/BR/2	1	A	„

RESTRICTED

RESTRICTED

AIRCRAFT AUTOMATIC PILOT—S.E.P.2.
MAJOR COMPONENTS, SERVICING SPARES AND TOOLS
SECTION 6TC—cont.

1	2	3	4	5	6	7	8
1085	SWITCHING UNIT, safety	Andover, Britannia, Comet 2 & 4C, Dominie	270.EAP.	1	A	each
—	Spares:—						
—	Cup, screw, brass		Reference 29C/4048		16	—	—
—	Grommet		Reference 5K/1200716		1	—	—
—	Plug, 12 pin, min.		Reference 10H/0560151		1	—	—
—	Relay		Reference 10F/0530003		2	—	—
—	Socket, 4 pin, min.		Reference 10H/0560524		1	—	—
—	Socket, 6 pin, min.		Reference 10H/0560260		1	—	—
—	Socket, 6 pin, min.		Reference 10H/0560262		1	—	—
—	Socket, 12 pin, min.		Reference 10H/0560331		1	—	—
1082107	TRANSMITTER, yaw damper	Comet 4C	304.EAP.	2	A	each

RESTRICTED

RESTRICTED

**AIRCRAFT AUTOMATIC PILOT—S.E.P.2.
MAJOR COMPONENTS, SERVICING SPARES AND TOOLS**

**SECTION 6TC—cont.
INDEX TO REFERENCE NUMBERS**

Ref. No.	Page No.	Ref. No.	Page No.	Ref. No.	Page No.	Ref. No.	Page No.	Ref. No.	Page No.	Ref. No.	Page No.	Ref. No.	Page No.	Ref. No.	Page No.	Ref. No.	Page No.	Ref. No.	Page No.
1001	1	1057	26	1102	28	1154	20	1191	2	1225	10	1259	18	1294	36	3116	22	6093	22
1002	8	1058	26	1103	36	1157	5	1192	7	1226	13	1260	18	1295	26	3137	20	6113	23
1003	9	1059	26	1104	36	1160	6	1193	7	1227	17	1261	18	1297	2	3138	20	6301	22
1004	34	1060	9	1105	36	1161	6	1194	7	1228	11	1262	18	1298	10	3140	20	6421	22
1005	11	1061	31	1106	7	1162	6	1195	4	1229	11	1263	18	1299	16	3141	19	6464	22
1006	23	1063	28	1107	23	1163	6	1196	4	1230	11	1264	28	1300	10	3142	20	6600	23
1007	9	1066	28	1110	1	1164	6	1197	1	1231	11	1265	19	1301	15	3143	20	6744	23
1008	35	1069	28	1113	26	1165	6	1198	2	1232	11	1266	19	1302	8	3148	22	6745	22
1009	28	1072	29	1115	24	1166	6	1199	2	1233	15	1267	33	1304	36	3149	21	6746	22
1011	33	1073	29	1116	9	1167	6	1200	2	1234	15	1268	31	1305	18	3151	20	6747	22
1012	27	1076	20	1119	30	1168	6	1201	2	1235	15	1269	31	1306	4	3152	21	6748	22
1013	28	1077	20	1123	32	1169	6	1202	2	1236	14	1270	31	1307	4	3153	21	6749	22
1014	23	1078	35	1124	34	1170	6	1203	1	1237	14	1271	31	1308	4	3154	20	6750	22
1015	24	1079	25	1126	19	1171	6	1204	3	1238	10	1272	31	1309	4	3155	20	6755	20
1018	17	1082	1	1127	30	1172	6	1206	2	1240	34	1274	31	1310	4	3156	23	6756	22
1028	28	1083	11	1128	1	1173	6	1207	1	1241	35	1275	31	1311	4	3157	23	6757	22
1029	27	1085	37	1130	26	1174	3	1208	33	1242	35	1276	25	1312	4	3158	23	6758	22
1030	27	1086	1	1131	30	1175	5	1209	33	1243	35	1278	27	1314	10	3159	23	6759	21
1031	28	1087	23	1133	30	1176	5	1210	33	1244	35	1279	27	1315	10	3173	20	6829	21
1032	7	1088	25	1135	30	1177	5	1211	34	1245	34	1280	27	1316	33	3174	20	7487	22
1042	35	1089	23	1136	32	1178	5	1212	34	1246	29	1281	27	1317	34	3175	21	7488	21
1044	30	1090	9	1137	32	1179	5	1213	34	1247	29	1282	27	1318	18	3176	21		
1045	26	1091	9	1139	30	1180	5	1214	33	1248	29	1283	32	1319	29	3177	21		
1046	28	1092	9	1141	18	1181	5	1215	33	1249	29	1284	31	1320	28	5187	19		
1048	32	1093	24	1142	30	1182	5	1216	33	1250	29	1285	32	1321	36	5188	21		
1049	28	1094	9	1143	33	1183	5	1217	17	1251	29	1286	31	1322	30	5189	22		
1050	9	1095	26	1144	36	1184	7	1218	17	1252	29	1287	31	1323	25	5195	21		
1051	28	1096	26	1145	36	1185	5	1219	13	1253	29	1288	32	1324	34	5196	21		
1052	8	1097	26	1147	34	1186	3	1220	12	1254	29	1289	32	2897	20	5197	23		
1053	25	1098	26	1148	31	1187	3	1221	10	1255	26	1290	31	2898	21	5198	21		
1054	34	1099	26	1149	26	1188	3	1222	12	1256	28	1291	32	2899	21	5199	22		
1055	29	1100	14	1150	30	1189	3	1223	13	1257	28	1292	32	2900	19	5201	22		
1056	36	1101	32	1151	8	1190	3	1224	13	1258	18	1293	32	2901	23	6010	21		

RESTRICTED

RESTRICTED

INDEX TO REFERENCE NUMBERS

SECTION 6TC—cont.

Ref. No.	N.A.T.O. Group Class	Old Ref. No.	Page No.	Ref. No.	N.A.T.O. Group Class	Old Ref. No.	Page No.	Ref. No.	N.A.T.O. Group Class	Old Ref. No.	Page No.
1082100	6610	1010	29								
1082101	6610	1125	29								
1082103	6610	1117	1								
1082104	6610	1118	18								
1082105	6610	1120	28								
1082106	6610	1121	36								
1082107	6610	1122	37								

RESTRICTED

RESTRICTED

VOCABULARY OF ROYAL AIR FORCE EQUIPMENT
AIRCRAFT AUTOMATIC PILOT; MARK 13 AND FLIGHT CONTROL SYSTEM
MAJOR COMPONENTS, SERVICING SPARES AND TOOLS

SECTION 6TD
(24th July, 1964)

RESTRICTED

Ref. No.	Nomenclature	Aircraft Applicability	Detail	Drawing No. or Part No.	No. Off	Class of Store	Denom. of Qty.
1	2	3	4	5	6	7	8
	ACTUATORS:—						
601	Aileron, Port	Type 214 Mark 2		1	A	each
617	Aileron, Starboard	Type 214 Mark 4		1	A	"
613	Rudder	Type 214 Mark 3	TD.4695/3	1	A	"
614	Tailplane	Type 214 Mark 1	TD.4695	1	A	"
	Spares:—						
737	Cap, Rubber	CHA.90701	1	C	"
703	Centre Marker Assembly	CHA.109215	1	C	"
705	Cover, Motor and Solenoid	CH.85347/2	1	C	"
704	Cover, Ram End	CH.85346/1	1	C	"
702	Filter Assembly, Purolator	CHA.84980	1	C	"
701	Lever Assembly, Pick-off..	C/w Lever and Locating Peg	CHA.97845	1	C	"
—	Motor, Torque	Reference 5UD/7990	Elliotts, Type 506/2	1	—	—
695	Pick-off, A.C.	W.121-2EP.	1	A	each
735	Pin, Swivel	CH22097-21	CH.85322	1	C	"
—	Pin, Taper, Steel (S.80)	Reference 28P/1283	CH.22097-12	1	—	—
—	Seal, Bonded, Filter Assy. and Unions	Reference 28F/9428453		3	—	—
699	Solenoid	1682B-30	1	B	each
—	Union $\frac{1}{4}$ in. B.S.P.	Reference 28F/9434306		1	—	—
—	Union $\frac{1}{4}$ in. B.S.P. (Inlet)	Reference 28F/11913		1	—	—

1

RESTRICTED

AIRCRAFT AUTOMATIC PILOT; MARK 13 AND FLIGHT CONTROL SYSTEM
MAJOR COMPONENTS, SERVICING SPARES AND TOOLS
SECTION 6TD—cont.

1	2	3	4	5	6	7	8
	ACTUATORS—cont.						
610	Throttle	3D353	1	A	each
	Spares:—						
697	Cable and plug assy. Complete	3B1299	1	B	"
696	Clamp, Pick-off	3A4373	2	C	"
690	Clamp, Split, Gear Retaining	3C/616/1/A/1	1	C	"
698	Cover, Actuator	3B1297	1	C	"
689	Gear, Tacho, 15 Tooth	3A4355	1	C	"
—	Motor, Tacho	Reference 5UD/7451	3AQC34	1	—	—
734	'O' Ring P.T.F.E.	3A14132	1	C	each
—	Pick-off A.C.	Ref. No. 695	W121-2EP	1	A	"
693	Rod, Push (Switch Actuating)	3A10561	1	C	"
—	Resistor 1K. ohm	Reference 10W/0113255		1	—	—
691	Screw, Clamp, 12BA × $\frac{3}{16}$ in. ch hd. Brass		2	C	each
—	Screw, Pick-off, Clamp	Reference 28S/13882		2	—	—
694	Spring, Push Rod	3A10562	1	C	each
—	Switch, Micro	Reference 5CW/8677	{ Honeywell	1	—	—
—	Washer, Plain	Reference 28W/12675	{ 11SM3/T/N14	2	—	—
618	Amplifier		1	A	each
	Accessories:—						
627	Case, transit		1	B	"
	Spares:—						
676	Amplifier, Magnetic	3C5274	4	A	"
679	Cover, Amplifier	3C5130	1	C	"
712	Diode Assembly	MR 3, 4, 11 & 12. 5, 6, 13 & 14. 7, 8, 15 & 16. 9, 10, 17 & 18.	277A-1015	4	A	set
678	Lug, mounting	3A6816	28	C	each
—	Relay 26-5V, 675 ohms	Reference 10F/21234	Clare Type RP.7633/B	1	—	—
677	Screws, special, hinged Chassis		2	C	each

RESTRICTED

RESTRICTED

AIRCRAFT AUTOMATIC PILOT; MARK 13 AND FLIGHT CONTROL SYSTEM
MAJOR COMPONENTS, SERVICING SPARES AND TOOLS
SECTION 6TD—cont.

1	2	3	4	5	6	7	8
	AMPLIFIERS:—						
602	Autostabiliser	Lightning F1, F1A and T4	3D403	4	A	each
	Accessories:—						
630	Case transit		1	B	"
	Spares:—						
710	Amplifier, Magnetic	3C627	1	A	"
	Capacitors:—		Reference:—				
—	140 μ F 30V	10C/0120138		4	—	—
—	250 μ F 15V	10C/0120139		2	—	—
—	2 μ F \pm 20% 250V	10C/9146687		1	—	—
—	50 μ F 70V	10C/0145700		2	—	—
—	4 μ F 70V	10C/9990972		2	—	—
—	8 μ F	10C/1102496		2	—	—
711	Diode assembly	277A-1014	1	A	set
—	Plug, 12 way, Pos. 0	Reference 10H/9118180		1	—	—
—	Plug, 6 way, Pos. 0	Reference 10H/9991656		1	—	—
654	Resistor, variable 12K ohms 1W		1	C	each
655	Resistor, variable 500 ohms 1W		1	C	"
—	Resistor, fixed, WW 1K ohms \pm 5% 1.5W	Reference 10W/0113255		1	—	—
—	Resistor, fixed, WW 1.5 ohms \pm 5% 1.5W	Reference 10W/0113259		1	—	—
—	Resistor, fixed, WW 820 ohms \pm 5% 1.5W	Reference 10W/0113253		1	—	—
—	Resistor, fixed, WW 470 ohms \pm 5% 1.5W	Reference 10W/0113247		1	—	—
—	Resistor, fixed, WW 68 ohms \pm 5% 1.5W	Reference 10W/0113227		4	—	—
—	Resistor, fixed, WW 33 ohms \pm 5% 1.5W	Reference 10W/0113219		2	—	—
—	Resistor, fixed, WW 10 ohms \pm 5% 1.5W	Reference 10W/0113207		2	—	—
—	Resistor, fixed, WW 150 ohms \pm 5% 3W	Reference 10W/0113300		2	—	—
—	Socket, 6 way, Pos. 0	Reference 10H/9118174	2CZ84962	1	—	—
—	Socket, 12 way, Pos. 0	Reference 10H/9118176	2CZ84960	1	—	—
728	Transformer	3C533	1	B	each
729	Transformer	3C958	1	B	"
619	Auto trim Type A	Superseded by Ref. No. 719		1	A	"
719	Auto trim Type B	Superseded by Ref. No. 814		1	A	"

RESTRICTED

3

RESTRICTED

AIRCRAFT AUTOMATIC PILOT; MARK 13 AND FLIGHT CONTROL SYSTEM
MAJOR COMPONENTS, SERVICING SPARES AND TOOLS
SECTION 6TD—cont.

1	2	3	4	5	6	7	8
	AMPLIFIERS—cont.						
814	Auto trim Type C	Supersedes Ref. No. 719	..		A	each
	Accessories:—						
628	Case Transit		B	"
	Spares:—						
680	Amplifier, Magnetic	PL3C5144	1	A	"
682	Amplifier, Magnetic	PL3C6753	1	A	"
681	Cover		1	C	"
—	Plug	Reference 10H/24314		1	B	"
—	Relay ND.2C 26·6V, 675 ohms	Reference 10F/21234		1	A	"
608	Throttle Actuator	3D404	1	A	"
	Spares:—						
727	A.C. Pick-off	3AQC/119/6	1	A	"
—	Amplifier, Magnetic	Reference 77AB/51	3C/5161	2	—	—
—	Amplifier, Magnetic	Reference 77AB/592	3C/635	1	—	—
—	Capacitor 0·5μF	Reference 10C/27674		1	—	—
—	Capacitor 4μF, 70V	Reference 10C/9990972		1	—	—
—	Diode Assembly	Ref. No. 711 MR 1-4	277A-1014	1	A	set
—	Plug, 6 way, Pos. 2	Reference 10H/22922	Plessey	1	—	—
—	Plug, 6 way, Pos. 0	Reference 10H/22920	2CZ/111924/2	1	—	—
—	Plug, 12 way, Pos. 0	Reference 10H/22926	2CZ/111924/0	1	—	—
—	Resistors, Fixed, wire wound:—		Reference:—	2CZ/111934/0			
—	47 ohms ± 5% 1·5W	10W/0113223		1	—	—
—	200 ohms ± 5% 1·5W	10W/0113238		4	—	—
—	220 ohms ± 5% 1·5W	10W/0113239		1	—	—
—	10 ohms ± 5% 1·5W	10W/0113207		2	—	—
—	270 ohms ± 5% 1·5W	10W/0113241		1	—	—
—	220 ohms ± 5% ½W	10W/0215161		2	—	—
—	120 ohms ± 5% ½W	10W/0215131		2	—	—
—	2·2K ohms ± 5% ½W	10W/0215281		1	—	—
—	75K ohms ± 5% ¼W	10W/0216106 Select		1	—	—
			on test for R.16				

RESTRICTED

4

RESTRICTED

AIRCRAFT AUTOMATIC PILOT; MARK 13 AND FLIGHT CONTROL SYSTEM
MAJOR COMPONENTS, SERVICING SPARES AND TOOLS
SECTION 6TD—cont.

1	2	3	4	5	6	7	8
	AMPLIFIERS—cont.						
	Throttle Actuator—cont.						
	Spares—cont.						
	Resistors, Fixed, wire wound—cont.		Reference—cont.				
—	82K ohms \pm 5% $\frac{1}{4}$ W	10W/0216111		1	—	—
—	91K ohms \pm 5% $\frac{1}{4}$ W	10W/0216116		1	—	—
658	Resistor, WW, 250 ohms 1W	3AQC.6/7	2	C	each
—	Resistor, WW, variable 12K ohms 1W	Ref. No. 654	3AQC.6/7	1	C	" "
725	Transformer	3C5346	1	B	" "
722	Transformer	3C/532	1	B	" "
721	Transformer	3C/535	1	B	" "
726	Transformer	3C/5348	1	B	" "
	BOXES JUNCTION:—						
612	Type A	Superseded by Ref. No. 717 ..		1	A	" "
717	Type B	No Spares. Supersedes Ref. No. 612		1	C	" "
	CLAMP:—						
615	Indicator, Trim	3B.1351/2	1	C	" "
	COMPUTORS:—						
636	Type C	3D.891	1	A	" "
	Accessories:—						
623	Case, Transit		1	B	—
	Spares:—						
—	Amplifier, Magnetic	Reference 77AB/51	3C5161	6	—	—
—	Capacitor 10 μ F 30V (Tantelum Castanet)	Reference 10C/9138534	Plessey type E1030	6	—	—
—	Capacitor 8 μ F 70V (" ")	Reference 10C/1102496	" " E870	2	—	—
—	Capacitor 750 μ F 3V (No. CE51105)	Reference 10C/9330800	" " A7503	2	—	—
—	Capacitor 30 μ F 30V	Reference 10C/9452013	" " 3030	2	—	—
645	Cover, Gasket	3A/4559	2	C	each
—	Diode, Assembly	Ref. No. 711 MR 5-8, 13-16, 9-12 and 17-20	277A-1014	4	A	set

RESTRICTED

RESTRICTED

AIRCRAFT AUTOMATIC PILOT; MARK 13 AND FLIGHT CONTROL SYSTEM
MAJOR COMPONENTS, SERVICING SPARES AND TOOLS

SECTION 6TD—cont.

1	2	3	4	5	6	7	8
	COMPUTORS—cont.						
	Type C—cont.						
	Spares—cont.						
—	Diode, Assembly	Ref. No. 712. MR 1-4		1	A	set
643	Gearbox, Mess Motor	3C/475	1	A	each
644	Gearbox, Mess Motor	3C/476	1	A	"
640	Grommet, Black	LM1133B	8	C	"
720	Machmeter, (Contacting)	M1935H	1	A	"
723	Oscillator, Dither	3B1618	1	A	"
	Plugs:—		Reference:—	Plessey:—			
—	6 way, Pos. 4	10H/22923	2CZ111924/4	1	—	—
—	12 way, Pos. 2	10H/22928	2CZ111932/2	1	—	—
—	12 way, Pos. 1	10H/22927	2CZ111932/1	1	—	—
—	12 way, Pos. 0	10H/22926	2CZ111932/0	1	—	—
—	12 way, Pos. 3	10H/22929	2CZ111932/3	1	—	—
—	12 way, Pos. 5	10H/22931	2CZ111932/5	1	—	—
—	12 way, Pos. 4	10H/22930	2CZ111932/4	2	—	—
—	6 way, Pos. 0	10H/22920	2CZ111924/0	1	—	—
—	6 way, Pos. 2	10H/22922	2CZ111924/2	1	—	—
—	6 way, Pos. 3	10H/22923	2CZ111924/3	1	—	—
—	6 way, Pos. 1	10H/22921	2CZ111924/1	1	—	—
—	25 way, Unitor Plug	10H/0562505	3AQC.74	1	—	—
—	Relay 670 ohms 4 P.C.O.	10F/0119239	G.E.C.SM.5-N.33	10	—	—
—	Relay 675 ohms	10F/9465197		2	—	—
	Resistors, fixed. WW:—						
—	560 ohms ± 5% 1.5W	10W/0113249		2	—	—
—	470 ohms ± 5% 1.5W	10W/0113247		8	—	—
—	910 ohms ± 5% 1.5W	10W/0113254		1	—	—
—	68 ohms ± 5% 1.5W	10W/0113227		1	—	—
—	390 ohms ± 5% 1.5W	10W/0113245		3	—	—
—	100 ohms ± 5% 1.5W	10W/0113231		5	—	—
—	220 ohms ± 5% 1.5W	10W/0113239		11	—	—
—	10K ohms ± 5% 0.25W	10W/0216001		3	—	—

RESTRICTED

RESTRICTED

AIRCRAFT AUTOMATIC PILOT; MARK 13 AND FLIGHT CONTROL SYSTEM
MAJOR COMPONENTS, SERVICING SPARES AND TOOLS
SECTION 6TD—cont.

1	2	3	4	5	6	7	8
	COMPUTORS—cont.						
	Type C—cont.						
	Spares—cont.						
	Resistors, fixed. WW—cont.		Reference—cont.				
—	1.5K ohms \pm 5% 1.5W	10W/0113259		1	—	—
—	2.2K ohms \pm 5% 1.5W	10W/0113263		5	—	—
—	27 ohms \pm 5% 1.5W	10W/0113217		1	—	—
—	47 ohms \pm 5% 1.5W	10W/0113223		1	—	—
—	150 ohms \pm 5% 1.5W	10W/0113235		3	—	—
—	82 ohms \pm 5% 3W	10W/0113294		1	—	—
—	100 ohms \pm 5% 3W	10W/0113296		1	—	—
—	33 ohms \pm 5% 1.5W	10W/0113219		1	—	—
—	22 ohms \pm 5% 1.5W	10W/0113215		1	—	—
—	1.2K ohms \pm 5% 1.5W	10W/0113257		1	—	—
—	680 ohms \pm 5% 1.5W	10W/0113251		3	—	—
—	2.7K ohms \pm 5% 1.5W	10W/0113265		2	—	—
—	820 ohms \pm 5% 1.5W	10W/0113253		1	—	—
—	1K ohms \pm 5% 1.5W	10W/0113255		2	—	—
—	120 ohms \pm 5% 1.5W	10W/0113233		1	—	—
—	5.1K ohms \pm 5% 0.25W (carleon)	10W/0215326		1	—	—
—	18K ohms \pm 5% 0.25W	10W/0216031		1	—	—
—	30K ohms \pm 5% 0.25W	10W/0216056		1	—	—
—	8.2K ohms \pm 5% 0.25W	10W/0215351		2	—	—
—	4.7K ohms \pm 5% 0.25W	10W/0215321		2	—	—
	Resistors, Variable:—						
—	100 ohms 1W, Minipot	10W/9713419		4	—	—
—	5K ohms 1W	10W/9456345		5	—	—
—	500 ohms 1W	10W/9713396		1	—	—
—	25 ohms 1W	10W/9713402		1	—	—
—	150 ohms 1W	10W/9713418		2	—	—
—	12K ohms 1W	10W/9713395		1	—	—
—	50 ohms 1W	10W/9713417		1	—	—

RESTRICTED

RESTRICTED

AIRCRAFT AUTOMATIC PILOT; MARK 13 AND FLIGHT CONTROL SYSTEM
MAJOR COMPONENTS, SERVICING SPARES AND TOOLS
SECTION 6TD—cont.

1	2	3	4	5	6	7	8
	COMPUTERS—cont.						
	Type C—cont.						
	Spares—cont.		Reference—cont.				
—	Retainer, Elec. Plug Socket	10H/9115883		1	—	—
639	Sensing Unit, Air Speed	APO/10A/356/11	1	A	each
638	Sensing Unit, Altitude	APO/10A/244/12	1	A	"
641	Spacer	C/w washer (Reference 3A/1702)	3A/4770	8	C	"
642	Spacer	C/w washer (Reference 3A/4771)	3A/4772	8	C	"
—	Transformer	Ref. No. 721	3C/535	3	B	"
—	Transformer	Ref. No. 722	3C/532	1	B	"
	Flight Control:—						
616	Type A	3D/5240	1	A	"
736	Type B		1	A	"
738	Type C		1	A	"
	Accessories:—						
626	Case Transit		1	B	"
	Spares:—						
666	Amplifier, Magnetic	3C5275	17	A	"
—	Amplifier, Magnetic	Ref. No. 676	3C5274	1	A	"
670	Cover, Computer	3C5602	1	C	"
669	Lug, Locating	3A6816	3	C	"
663	Motor Synchro Unit, Complete	3C5302	1	A	"
664	Motor Synchro Unit, Complete	3C5337	1	A	"
665	Motor Synchro Unit, Complete	3C5336	1	A	"
	Rectifiers, Silicon Diode:—						
—	Diode, Assembly	Ref. No. 711. There are 4 diodes to each Position (MR5-MR8 incl. and MR13-MR32 incl.) ..	Ferranti Type ZS10B (277A/1014)	6	A	set
—	Diode, Assembly	Ref. No. 712. There are 4 diodes to each Position (MR33-MR36)	Ferranti Type ZS30A	1	A	"
	Relays—Clare:—						
—	Relay, Magnetic, Type 20827 Type F	Reference 10F/20816. Relays:— RLAg—RLAh—RLAj—RLAk		4	—	—

RESTRICTED

RESTRICTED

AIRCRAFT AUTOMATIC PILOT; MARK 13 AND FLIGHT CONTROL SYSTEM
MAJOR COMPONENTS, SERVICING SPARES AND TOOLS
SECTION 6TD—cont.

1	2	3	4	5	6	7	8
	COMPUTORS—cont.						
	Flight Control—cont.						
	Relays—Clare—cont.						
—	Relay, Miniature, 26.5V, 675 ohms, Type F	Reference 10F/21233. Relays:— RLA/2—RLD/2—RLAM/1— RLAn/2—RLAp—RLAq		6	—	—
	Relays:—GEC						
	Relay, high temp. version	Reference 10F/0119239. Relays:— RLB/4, RLC/4, RLF/4, RLAB/3, RLAa/4, RLZ/4, RLY/4, RLG/2, RLH/4, RLJ/4, RLK/4, RLM/3, RLN/4, RLO/4, RLd/4, RLS/2, RLT/4, RLV/3, RLW/4, RLAc/4, RLAd/4, RLAc/2, RLAf/1, RLX/4.		24	—	—
	CONTROLLERS:—						
	Pilots:—						
604	Type A	Superseded by Ref. No. 637 ..		1	A	each
637	Type C		1	A	"
718	Type D	Supersedes Ref. Nos. 604 and 637		1	A	"
	Spares:—						
—	Capacitor 20 μ F, 30V	Reference 10C/9144396		1	—	—
—	Diode, Silicon—Semi-Conductor device diode	Reference 10CV/7119	Ferranti ZS30A	2	—	—
—	Indicator, Flag, 24V	Reference 5CZ/7313		1	—	—
—	Lamp	Reference 5L/9959118		4	—	—
—	Plug, fixed, 25 way, Pos. 0	Reference 10H/0560200		1	—	—
—	Plug, fixed, 4 way, Pos. 0	Reference 10H/0560070		1	—	—
731	Relay, 6.3V, 35 ohms	3AQC70/7	1	B	each
—	Socket, fixed, 6 way, Pos. 0	Reference 10H/0560320		1	—	—
651	Switch, Altitude, Hold, (Solenoid locked)	3B.2958	1	—	each
652	Switch, Glide	3A.8280/B.129	1	—	"
653	Switch, Master	7665/B.100	1	—	"

RESTRICTED

RESTRICTED

A/L. 152

AIRCRAFT AUTOMATIC PILOT; MARK 13 AND FLIGHT CONTROL SYSTEM
MAJOR COMPONENTS, SERVICING SPARES AND TOOLS
SECTION 6TD—cont.

1	2	3	4	5	6	7	8
	CONTROLLERS—cont.						
	Pilots—cont.						
648	Switch, Pitch	3A8280/B.127	1	C	each
649	Switch, Roll and Yaw	3A8373/B.136	1	B	"
733	Tagboard Assembly, c/w matched Resistors		1	C	"
732	Transformer	3C.957	1	B	"
620	Type B				
740	Type E	Supersedes Ref. No. 620		1	A	"
	Accessories:—						
629	Case, Transit		1	B	"
	Spares:—						
673	Cover, Controller	3B6475	1	C	"
—	Cover, Fuse, Bakelite	Reference 10H/24353	3A9772	1	—	—
—	Fuse, 1 amp	Reference 10H/0590138	L754/1	2	—	—
—	Fuse, 4 amps	Reference 10H/20433		3	—	—
—	Holder, Lamp Black, Cap/Red Filter	Reference 5CX/5143		4	—	—
—	Indicator, Magnetic (Supplies "on")	Reference 5CZ/6712		1	—	—
—	Indicator, Magnetic (auto-direction)	Reference 5CZ/6713		1	—	—
674	Knob, controller, complete	3B6404	1	A	each
—	Lamp, pea, 28V 0.04 amps	Reference 5L/9959118		5	—	—
675	Panel, Plastic	3C6323	1	C	each
—	Potentiometer, 1K ohms	Reference 5CZ/6714		1	—	—
—	Potentiometer, 1K ohms	Reference 5CZ/6715		1	—	—
—	Screw, Special, Fuse Cover	Reference 10AC/5533		1	—	—
671	Spring, Switch camshaft, (Longtail)	3B6707	1	C	each
672	Spring, Switch camshaft (short tail)	3B6708	1	—	—
—	Washer, Rubber, Lampholder	Reference 5CX/5290		4	—	—
	GYRO UNITS:—						
605	Type B	3C514	1	A	each
	Accessories:—						
622	Case, Transit		1	B	"

RESTRICTED

RESTRICTED

AIRCRAFT AUTOMATIC PILOT, MARK 13 AND FLIGHT CONTROL SYSTEM

MAJOR COMPONENTS, SERVICING SPARES AND TOOLS

SECTION 6TD—cont.

1	2	3	4	5	6	7	8
	GYRO UNITS—cont.						
	Type B—cont.						
	Spares:—						
—	Capacitor, (sleeved)	Reference 10C/0145297		1	—	—
683	Cover, complete	3B.1464	1	C	each
—	Potentiometer, special	Reference 10W/24335	3A.10048	1	—	—
684	Screw, captive	3A.4003	2	C	each
—	HEIGHT and RATE OF CLIMB DISPLAY, Type B.	Reference 6A/6828		1	—	—
	Spares:—						
749	Amplifier assy., servo		3	A	each
742	Cover assy., c/w filter		1	C	..
741	Pointer assy., height		1	C	..
745	Scale, height		1	C	..
746	Scale, vertical speed		1	C	..
743	Transformer, special		1	A	..
744	Transformer, special		2	A	..
747	Window, height scale		1	C	..
748	Window, vertical speed scale		1	C	..
	INDICATOR, TRIM:—						
709	Type C	Supersedes Ref. Nos. 611 and 631		1	A	..
	Spares:—						
685	Bezel	3A.3838	1	C	..
687	Glass	3A.3840	1	C	..
686	Washer, bezel sealing	3A.3839	1	C	..
688	Washer, glass sealing	3A.3841	1	C	..

RESTRICTED

RESTRICTED

AIRCRAFT AUTOMATIC PILOT, MARK 13 AND FLIGHT CONTROL SYSTEM

MAJOR COMPONENTS, SERVICING SPARES AND TOOLS

SECTION 6TD—cont.

1	2	3	4	5	6	7	8
	POWER SUPPLY UNITS:—						
—	Type B	Reference 6A/6822		—	—	—
—	Type C	Reference 6A/6548		—	—	—
	Spares:—						
752	Resistor, variable, 1 K ohm \pm 10%. 1w., w/wound.		2	B	each
751	Resistor, variable, 30 K ohms \pm 10%. 1w., w/wound.		1	B	"
750	Transformer, special		1	A	"
	SWITCH:—						
811	Acceleration, Type B. No spares	Supersedes Ref. No. 634		1	A	"
	TRAY:—						
	Mounting:—						
607	Computer, Type A	3D.327/2	1	C	"
	Spares:—						
—	Mounting A.V., Type 950	Reference 10AJ/138		4	—	—
724	Snubber, rubber	3A.14875	4	C	each
625	Computer, Type B	Lightning T4 only	3D.631/1	1	C	"
	Spares:—						
—	Mounting A.V., Type 950	Reference 10AJ/138		4	—	"
—	Snubber, rubber	Ref. No. 724		4	—	—
	Mounting:—						
	Amplifier:—						
603	Mount, resilient	Reference 10AJ/1201976		12	—	—

RESTRICTED

RESTRICTED

**AIRCRAFT AUTOMATIC PILOT, MARK 13 AND FLIGHT CONTROL SYSTEM
MAJOR COMPONENTS, SERVICING SPARES AND TOOLS**

SECTION 6TD—cont.

INDEX TO REFERENCE NUMBERS

Ref. No.	Page No.	Ref. No.	Page No.	Ref. No.	Page No.	Ref. No.	Page No.	Ref. No.	Page No.	Ref. No.	Page No.	Ref. No.	Page No.	Ref. No.	Page No.	Ref. No.	Page No.	Ref. No.	Page No.
601	1	641	8	682	4	721	5	811	12										
602	3	642	8	683	11	722	5	814	4										
603	12	643	6	684	11	723	6												
604	9	644	6	685	11	724	12												
605	10	645	5	686	11	725	5												
607	12	648	10	687	11	726	5												
608	4	649	10	688	11	727	4												
610	2	651	9	689	2	728	3												
612	5	652	9	690	2	729	3												
613	1	653	9	691	2	731	9												
614	1	654	3	693	2	732	10												
615	5	655	3	694	2	733	10												
616	8	658	5	695	1	734	2												
617	1	663	8	696	2	735	1												
618	2	664	8	697	2	736	8												
619	3	665	8	698	2	737	1												
620	10	666	8	699	1	738	8												
622	10	669	8	701	1	740	10												
623	5	670	8	702	1	741	11												
625	12	671	10	703	1	742	11												
626	8	672	10	704	1	743	11												
627	2	673	10	705	1	744	11												
628	4	674	10	709	11	745	11												
629	10	675	10	710	3	746	11												
630	3	676	2	711	3	747	11												
636	5	677	2	712	2	748	11												
637	9	678	2	717	5	749	11												
638	8	679	2	718	9	750	12												
639	8	680	4	719	3	751	12												
640	6	681	4	720	6	752	12												

VOCABULARY OF ROYAL AIR FORCE EQUIPMENT
AIRCRAFT AUTOMATIC PILOT—MARK 19—WESSEX 2
MAJOR COMPONENTS, SERVICING SPARES AND TOOLS

SECTION 6TF

(29th July, 1966)

Ref. No.	Nomenclature	Detail	Drawing No. or Part No.	No. off.	Class of Store	Denom. of Qty.
1	2	3	4	5	6	7
3626	ACTUATOR, trim			2	A	each
3810	AMPLIFIER UNIT, Type B		NDN.4057	1	A	"
	Spares :—					
	Bracket, mounting relay	Not issued as a complete item	NDN.1057/16			
	Diode, silicon rectifier	Reference 10CV/0372036		2	—	—
	Chassis assembly, amplifier unit	Not issued as a complete item	NDN.1057/35			
	Terminal board :—		NDN.1057/34			
	Capacitor, 0.01 mfd., 500v. D.C.	Reference 10C/0115525		1	—	—
	Capacitor, 0.047 mfd., 600v. D.C.	Reference 10C/27531		1	—	—
	Diode, silicon rectifier	Reference 10CV/0372036		2	—	—
	Terminal board :—	Not issued as a complete unit	NDN.1057/13			
	Capacitor, 0.33 pf. 100°C.	Reference 10C/9147474		3	—	—
	Capacitor, 1 p.f., 150v., D.C.	Reference 10C/0115322		1	—	—
	Diode, silicon rectifier	Reference 10CV/0372036		7	—	—
3633	Potentiometer assembly, Type A		S.1057/9	1	C	each
	Spares :—					
3665	Knob, adjusting		NDN.1057/217	12	C	"
8103	Screw, set, 8BA × ¼ in.		NDN.1057/6ND/6	12	C	"
3634	Potentiometer assembly, Type B				C	"

RESTRICTED

1

RESTRICTED

AIRCRAFT AUTOMATIC PILOT—MARK 19—WESSEX 2
MAJOR COMPONENTS, SERVICING SPARES AND TOOLS
SECTION 6TF—cont.

1	2	3	4	5	6	7
	AMPLIFIER UNIT, Type B—cont.					
	Spares—cont.					
	Potentiometer assembly, Type B—cont.					
—	Cap, protector	Reference 10H/9467727		1	—	—
—	Knob, adjusting	Ref. No. 3665		5	—	—
—	Screw, set, 8BA × ¼ in.	Ref. No. 8103		5	—	—
3638	Servo-amplifier, altitude		S.1057/45	1	A	each
3636	Servo-amplifier, multiple channel		S.1057/58	1	A	„
3639	Servo-amplifier, roll and pitch		S.1057/36	1	A	„
3637	Servo-amplifier, yaw		S.1057/48	1	A	„
	Spares :—	For all types of servo-amplifiers				
—	Capacitor, 0.001 µF, 750v., D.C.	Reference 10C/0120133		1	—	—
—	Capacitor, 0.002 µF, 750v., D.C.	Reference 10C/0120134		1	—	—
—	Capacitor, 0.050 µF, 350v., D.C.	Reference 10C/9320961		5	—	—
—	Capacitor, 1.0 µF, 250v., D.C.	Reference 10C/9408457		3	—	—
—	Capacitor, 1.0 µF, 600v., D.C.	Reference 10C/9147480		2	—	—
—	Plug, 18 P-G	Reference 10H/0122843		1	—	—
—	Rectifier, silicon	Reference 10CV/0372036		2	—	—
—	Valve... ..	Reference 10CV/2620215		5	—	—
	Transformer shelf					
—	Capacitor, 1 µF, Type W49	Reference 10C/0115266		1	—	—
—	Capacitor, 32 + 32 µF	Reference 10C/0145601		1	—	—
—	Connector	Reference 10H/0122842		1	—	—
—	Connector	Reference 10H/0122844		1	—	—
—	Connector	Reference 10H/9464112		1	—	—
—	Connector	Reference 10H/9402667		1	—	—
—	Connector	Reference 10H/9464008		1	—	—
—	Connector	Reference 10H/24186		1	—	—
—	Diode, silicon rectifier	Reference 10CV/0372036		1	—	—
—	Potentiometer, 1 K ohms	Reference 10W/19468		1	—	—
—	Potentiometer, 50 K ohms	Reference 10W/0119493		1	—	—
—	Potentiometer, 100 K ohms	Reference 10W/0119486		1	—	—

RESTRICTED

RESTRICTED

AIRCRAFT AUTOMATIC PILOT—MARK 19—WESSEX 2
MAJOR COMPONENTS, SERVICING SPARES AND TOOLS
SECTION 6TF—cont.

1	2	3	4	5	6	7
	AMPLIFIER UNIT, Type B—cont.					
	Spares—cont.					
	Transformer shelf—cont.					
—	Socket	Reference 10H/4325		1	—	—
—	Socket, Type 1389/S/AG	Reference 10H/9477726		5	—	—
—	Valve	Reference 10CV/0004020		1	—	—
—	Valve	Reference 10CV/0005072		1	—	—
—	Valve	Reference 10CV/2620215		2	—	—
3610	CANCELLER, stick		S.1061	3	C	each
3606	CONTROL, altitude		S.1058	1	A	„
	Spares :—					
—	Isolator, Type G. BA 24/0·5	Reference 10AJ/9464011		2	—	—
—	Isolator, Type G. BA 24/0·8	Reference 10AJ/9464009		2	—	—
—	“O” ring, sealing	Reference 27QA/1050		1	—	—
8091	CONTROL UNIT	S/s by Ref. No. 8099	NDN.4060	1	A	each
8099	CONTROL UNIT, Type C	S/s Ref. No. 8091	NDN.4117	1	A	„
	Spares :—					
8100	Autosym assembly (yaw)		NDN.1060/7	1	A	„
—	Capacitor, 0·25 mfd.	Reference 10C/0115563		1	—	—
—	Capacitor, 0·50 mfd.	Reference 10C/0115566		1	—	—
—	Capacitor, 1·0 mfd.	Reference 10C/0115569		1	—	—
—	Holder, lamp, panel lighting	Reference 5CX/5143		3	—	—
—	Knob	Reference 5CW/8039		1	—	—
3727	Knob, heading, switch		NDN.1055/212	1	C	each
—	Lamp, filament, 28v., 0·04 amp.	Reference 5L/9959118		7	—	—
—	Plug	Reference 10H/9464111		1	—	—
—	Resistor, 240 ohms.	Reference 10W/0221159		1	—	—

RESTRICTED

3

RESTRICTED

AIRCRAFT AUTOMATIC PILOT—MARK 19—WESSEX 2
MAJOR COMPONENTS, SERVICING SPARES AND TOOLS
SECTION 6TF—cont.

1	2	3	4	5	6	7
	CONTROL UNIT, Type G—cont.					
	Spares—cont.					
—	Resistor, 330 ohms	Reference 10W/0221171		1	—	—
—	Resistor, 680 ohms	Reference 10W/0221213		1	—	—
—	Resistor, 750 ohms	Reference 10W/0221222		1	—	—
—	Socket	Reference 10H/23524		—	—	—
—	Switch, push	Reference 5CW/6772		4	—	—
8081	Switch, push, small		C.180/A/22	4	C	each
—	Synchro, diff. torque trans.	Reference 5UD/7723		1	—	—
3604	GYRO, vertical, Type A		S.1056	1	A	each
3613	GYRO, vertical, Type B		S.1372	1	A	„
3811	INDICATOR, altitude, Type B		NDN.40/59	2	A	„
	Spares :—					
3923	Cover assembly, lamp	(L.H. top and bottom)	NDN.1059/47	2	C	„
3922	Cover assembly, lamp	(R.H. top and bottom)	NDN.1059/46	2	C	„
—	Lamp, filament, 28v. (bottom)	Reference 5L/9959118		2	—	—
—	Lamp, filament, 28v. (top)	Reference 5L/9959122		2	—	—
8104	Potentiometer assy. (pitch)		NDN.1059/36	1	B	each
3934	Potentiometer assy. (roll)		NDN.1059/33	1	B	„
	MOUNTING :—					
3632	Amplifier		A.1510	1	C	„
	Spares :—					
—	Grommet, Type SIC.613/3029	Reference 5K/4941		4	—	—
3896	Sleeve, grommet		NDN.1510/202	4	C	each
3898	Washer, special, grommet		NDN.1510/210	4	C	„
3614	Gyro, vertical, Type B		S.1379	1	C	„

RESTRICTED

RESTRICTED

AIRCRAFT AUTOMATIC PILOT—MARK 19—WESSEX 2
MAJOR COMPONENTS, SERVICING SPARES AND TOOLS
SECTION 6TF—cont.

1	2	3	4	5	6	7
3809	SERVOMOTOR, Type C		WB5-73-699	4	A	each
3607	SWITCH UNIT, servomotor		S.1125	1	A	"
—	Spares :—					
—	Capacitor, 0.001 mfd., 750v., D.C.	Reference 10C/0120133		1	—	—
—	Capacitor, 0.68 mfd. \pm 5%	Reference 10C/27053		4	—	—
—	Knob, selector switch	Reference 5CW/8039		1	—	—
—	Plug	Reference 10H/9998067		1	—	—
—	Plug	Reference 10H/9402679		1	—	—
—	Receptacle	Reference 10H/9146689		4	—	—
—	Resistor, 4.7 K ohms \pm 5%	Reference 10W/0113336		8	—	—
—	Resistor, 300K ohms \pm 1%	Reference 10W/0219902		5	—	—
—	Screw, set, 8BA \times $\frac{1}{4}$ in.	Ref. No. 8103		5	—	—
8209	Switch		8857-K51	5	B	each
8102	Switch, multiple selector		C. Hammer 8863-K1	1	B	"
—	Switch, multiple selector	Reference 10F/0510584		1	—	—
3635	SYNCHRONISER ASSEMBLY, yaw		S.1057/62	1	A	each

RESTRICTED

RESTRICTED

AIRCRAFT AUTOMATIC PILOT—MARK 19—WESSEX 2
MAJOR COMPONENTS, SERVICING SPARES AND TOOLS
SECTION 6TF—cont.

INDEX TO REFERENCE NUMBERS

Ref. No.	Page No.	Ref. No.	Page No.	Ref. No.	Page No.	Ref. No.	Page No.	Ref. No.	Page No.	Ref. No.	Page No.	Ref. No.	Page No.	Ref. No.	Page No.	Ref. No.	Page No.	Ref. No.	Page No.
3604	4	8102	5																
3606	3	8103	1																
3607	5	8104	4																
3610	3	8209	5																
3613	4																		
3614	4																		
3626	1																		
3632	4																		
3633	1																		
3634	1																		
3635	5																		
3636	2																		
3637	2																		
3638	2																		
3639	2																		
3665	1																		
3727	3																		
3809	5																		
3810	1																		
3811	4																		
3896	4																		
3898	4																		
3922	4																		
3923	4																		
3934	4																		
8081	4																		
8091	3																		
8099	3																		
8100	3																		

RESTRICTED

RESTRICTED

VOCABULARY OF ROYAL AIR FORCE EQUIPMENT
AIRCRAFT AUTOMATIC PILOT, MARK 28—SCOUT
MAJOR COMPONENTS AND SERVICING SPARES

SECTION 6TH
(20th May, 1966)

Ref. No.	Nomenclature	Detail	Drawing No. or Part No.	No. Of	Class of Store	Denom. of Qty.
1	2	3	4	5	6	7
6401	AMPLIFIER, Type P	NDN.6137 ..	1	A	each
	Spares:—					
6288	Cap, protective, A.1	NDN.3708/38 ..	1	C	"
6289	Cap, protective, A.2	NDN.3708/39 ..	1	C	"
6290	Cap, protective, A.3	NDN.3708/40 ..	1	C	"
6292	Collar	NDN.3708/266 ..	1	C	"
6394	Cover	3212/232	12	C	pair
6395	Cover, module, plastic	3212/333	4	C	"
6041	Heat-sink	NDN.4184	1	A	each
6286	Knob, lid	NDN.3708/21 ..	10	C	"
	Modules:—					
6040	Follow-up	NDN.4124	1	A	"
6083	Type AA	NDN.4375	1	A	"
6398	Type AM	NDN.4871	1	A	"
6399	Type AN	NDN.4872	1	A	"
6032	Type K	NDN.3719	1	A	"
6033	Type L	NDN.3720	1	A	"
6034	Type M	NDN.3721	1	A	"
6077	Type U	NDN.4366	4	A	"
6078	Type V	NDN.4367	1	A	"
6079	Type W	NDN.4368	3	A	"
6400	Type Y	NDN.4875	1	A	"
6082	Type Z	NDN.4373	1	A	"

RESTRICTED

1

RESTRICTED

AIRCRAFT AUTOMATIC PILOT, MARK 28—SCOUT
MAJOR COMPONENTS AND SERVICING SPARES
SECTION 6TH—cont.

1	2	3	4	5	6	7
	AMPLIFIER, Type P—cont.					
	Spares—cont.					
6293	Plate	Reference 10H/9721530	NDN.3708/270	10	C	each
—	Plug, A.3	Reference 10H/9721531	1	—	—
—	Plug, A.5	Reference 10H/9721531	1	—	—
6378	Relay, sub-assembly	NDN.3708/37	1	A	each
6287	Screw, knurled, heat sink	NDN.3708/23	4	C	..
—	Socket	Reference 10H/9721554	1	—	—
—	Socket	Reference 10H/9721555	1	—	—
—	Socket	Reference 10H/9721556	1	—	—
—	Socket, heat sink	Reference 10H/9721552	1	—	—
—	Socket, module	Reference 10H/9443523	19	—	—
6294	Spring, lever	NDN.3708/271	2	C	each
—	CONTROLLER, altitude	Reference 6TF/3606	1	—	—
6020	GYRO UNIT, Type B	NDN.3709	1	A	each
6021	Spares:— Rate gyro miniature, Type A	NDN.4000	3	A	—
—	GYRO UNIT, Type C	Reference 6B/2708	1	—	—
6339	JUNCTION BOX, Type C	NDN.4547	1	A	each
—	Spares:—					
—	Carrier, fuse link	Reference 10H/0590009	2	—	—
—	Carrier, fuse link	Reference 10H/0120232	1	—	—
6406	Fuse	Reference 10H/0590137	S.1496	1	C	each
—	Fuse, 500 m.a.	Reference 10H/0119925	2	—	—
—	Fuse, 10 amp.	Reference 10H/0591061	1	—	—
—	Holder, fuse	Reference 10H/0120231	2	—	—
—	Holder, fuse	Reference 10H/0120231	1	—	—
—	Plug, JB11	Reference 10H/9721532	1	—	—
—	Plug, JB12	Reference 10H/9721533	1	—	—
—	Plug, JB23	Reference 10H/9721534	1	—	—
—	Power failure unit, Type B	Reference 6G/18	1	—	—

RESTRICTED

RESTRICTED

**AIRCRAFT AUTOMATIC PILOT, MARK 28—SCOUT
MAJOR COMPONENTS AND SERVICING SPARES**

SECTION 6TH—*cont.*

INDEX TO REFERENCE NUMBERS

Ref. No.	Page No.	Ref. No.	Page No.	Ref. No.	Page No.	Ref. No.	Page No.	Ref. No.	Page No.	Ref. No.	Page No.	Ref. No.	Page No.	Ref. No.	Page No.	Ref. No.	Page No.	Ref. No.	Page No.
6010	3	6391	3																
6011	3	6394	1																
6012	3	6395	1																
6016	3	6398	1																
6020	2	6399	1																
6021	2	6400	1																
6032	1	6401	1																
6033	1	6406	2																
6034	1																		
6040	1																		
6041	1																		
6077	1																		
6078	1																		
6079	1																		
6082	1																		
6083	1																		
6286	1																		
6287	2																		
6288	1																		
6289	1																		
6290	1																		
6292	1																		
6293	2																		
6294	2																		
6339	2																		
6340	3																		
6348	3																		
6378	2																		
6379	3																		

RESTRICTED

RESTRICTED

**AIRCRAFT AUTOMATIC PILOT, MARK 28—SCOUT
MAJOR COMPONENTS AND SERVICING SPARES
SECTION 6TH—cont.**

1	2	3	4	5	6	7
	JUNCTION BOX, Type C—cont.					
	Spares—cont.					
—	Socket, JB1	Reference 10H/9721543	1	—	—
—	Socket, JB2	Reference 10H/9721545	1	—	—
—	Socket, JB3	Reference 10H/9721546	1	—	—
—	Socket, JB4	Reference 10H/9721551	1	—	—
—	Socket, JB5	Reference 10H/9721549	1	—	—
—	Socket, JB7	Reference 10H/9721550	1	—	—
—	Socket, JB9	Reference 10H/9721553	1	—	—
—	Socket, JB10	Reference 10H/9721542	1	—	—
—	Socket, JB14	Reference 10H/9721558	1	—	—
—	Socket, J.B.15	Reference 10H/9721544	1	—	—
—	Socket, JB.22	Reference 10H/9721541	1	—	—
—	Socket, JB.24	Reference 10H/9721547	1	—	—
6016	LINK, force sensing, Type B	NDN.1937	1	A	each
6391	MOUNTING, servomotor, Type C	NDN.5504	1	A	„
	SERVOMOTOR:—					
6010	Type J	NDN.1794	1	A	„
6011	Type K	NDN.1931	2	A	„
6012	Type L	NDN.1925	1	A	„
6340	SWITCH UNIT, Type F	NDN.4548	1	A	„
	Spares:—					
—	Body, lamp holder base	Reference 5CX/6008	3	—	—
—	Lamp, cap and filter assy.	Reference 5CX/5289	3	—	—
6379	Panel, engraved	NDN.4548/202	1	A	each
—	Panel, lamp, miniature	Reference 5L/9959118	8	—	—
—	Pillar, lampholder	Reference 5CX/5363	1	—	—
—	Pushbutton, switch and knob	Reference 5CW/6772	4	—	—
—	Pushbutton, switch and knob	Reference 6TF/8081	4	—	—
6348	Relay, 4 pole, 24 V., 2,400 ohms	NSC/32/2/1	4	C	each
—	Relay, 675 ohms	Reference 10F/9454765	1	—	—

RESTRICTED

3

RESTRICTED

VOCABULARY OF ROYAL AIR FORCE EQUIPMENT
AIRCRAFT AUTOMATIC PILOT—TYPE SP.3—BASSETT,
MAJOR COMPONENTS

SECTION 6TL
(28th February, 1966)

Ref. No.	Nomenclature	Detail	Drawing No. or Part No.	No. off	Class of Store	Denom of Qty.
1	2	3	4	5	6	7
13	ADAPTER, power	2585067-2 (19717-0) 19660-0	1	A	each
	COMPUTER ACTUATOR, aileron	Not issued as a complete unit.. .. .		1	—	—
	Comprising:—					
2	Card, calibration	2585650-302	1	A	each
5	Drive, computer	2585716-43	1	A	..
8	Drum and brake assembly	2589047-95	1	A	..
	COMPUTOR ACTUATOR, elevator	Not issued as a complete unit.. .. .	19667-0	1	—	—
	Comprising:—					
3	Card, calibration	2585650-301	1	A	each
6	Drive, computer	2585716-45	1	A	..
9	Drum and brake assembly	2589047-55	1	A	..
	COMPUTOR ACTUATOR, rudder	Not issued as a complete unit	19668-0	1	—	—
	Comprising:—					
4	Card, calibration	2585650-303	1	A	each
—	Drive, computer	Ref. No. 6	—	1	—	—
10	Drum and bracket assembly	2589047-57	1	A	each
1	CONTROLLER, altitude	2585287 (19722-0) 2585065-200 (19716-0)	1	A	..
11	CONTROLLER, flight		1	A	..

RESTRICTED

1

RESTRICTED

**VOCABULARY OF ROYAL AIR FORCE EQUIPMENT
INSTRUMENT ANCILLARIES TO RADIO EQUIPMENT**

SECTION 6W

(16th September, 1957)

Ref. No.	NOMENCLATURE	DETAIL	Part No. or Drawing No.	No. Off	Class of Store	Denom. of Qty.
1	2	3	4	5	6	7
13	BOXES, junction, X.1654	Naval aviation only		—	A	each
25	COMPASSES, magnetic	For Indicator, electric, Type 7941 (Reference 10Q/96).	ED.9/12130	1	A # B	,,
18	GAUGES, pressure	For Radars, Type 80, Mark 1		1	A # B	,,
24	GAUGES, pressure, 0-100 lb.	For Dummy loads (Reference 10S/16711) ..	Q.4362	1	A # B	,,
7	GYRO UNITS, Mark 2	Complete with Ref. No. 8. For A.R.I. 5807 ..		1	A	,,
	Accessories:—					
10	Cases, transit		1	A	,,
8	Mountings, anti-vibration, Type X.1813		1	A	,,
9	Mountings, T.1138		1	A	,,
	Spares:—					
—	Capacitors, fixed, paper dielectric, tubular, metal case, insulated, 0.5 mfd.	Reference 10C/9115568		3	—	—
17	Clips, capacitor, securing		1	C	each
—	Mountings, Type 666	Reference 10A/17600		4	—	—
—	Plugs, sealed, M4, fixed, female shell ..	Reference 10H/9560191		1	—	—
—	Screws, metal, steel, cheesehead, 2 B.A. × 1 in.	Reference 28S/2790		4	—	—
—	Switches, Type 1290	Reference 10F/1786		1	—	—
—	Washers, mild steel, thin, 2 B.A.	Reference 28W/12252		4	—	—

RESTRICTED

RESTRICTED

INSTRUMENT ANCILLARIES TO RADIO EQUIPMENT

SECTION 6W—cont.

Ref. No.	NOMENCLATURE	DETAIL	Part No. or Drawing No.	No. Off	Class of Store	Denom. of Qty.
1	2	3	4	5	6	7
6	GYRO UNITS, Mark 4	For A.S.V., Mark 13		1	A	each
	Accessories:—					
16	Containers, complete with furnishings		1	A	..
23	Plates, adapter		1	A	..
4	GYRO UNITS, Mark 5	For A.R.I. 5838 (Naval only); A.R.I. 23041 and A.S.V. Mark 21 (R.A.F.).		1	A	..
	Accessories:—					
—	Containers, complete with furnishings	Ref. No. 16		1	—	—
12	Mountings, Type X.1234		1	A	each
5	GYRO UNITS, Mark 6	For A.R.I. 5810		1	A	..
	Accessories:—					
22	Containers	Complete with furnishing for Gyro Unit, Mark 6		1	B	..
	Spares:—					
28	Switch assemblies, pitch and roll, Type B ..	100% Mercury		1	B	..
131	GYRO UNITS, Mark 11	Complete with Ref. No. 14. For experimental use in M.O.S.		1	A	..
	Accessories:—					
14	Mounting assemblies, Type 4513		1	A	..
15	Trays, mounting, Type 4514	For Ref. Nos. 131 and 14		1	A	..
	INDICATORS:—					
1	Position	Dial 20-0-20. 3 in. case. Asynn. code A.C.P.900. For use with Indicator, electrical, Type 101 (Reference 10Q/16095).		1	A	..
2	Position	Dial 100-700. 3 in. case. Asynn. code A.C.P. 1000. For use with Indicator, electrical, Type 101 (Reference 10Q/16095).		1	A	..
20	REGULATORS, air pressure, absolute, Type X.4447	For A.R.I. 5810 and A.S.V., Mark 21		1	A	..

RESTRICTED

RESTRICTED

INSTRUMENT ANCILLARIES TO RADIO EQUIPMENT
SECTION 6W—cont.

Ref. No.	NOMENCLATURE	DETAIL	Part No. or Drawing No.	No. Off	Class of Store	Denom. of Qty.
1	2	3	4	5	6	7
27	THERMOMETERS, dial type	For Radar, Type 80, Mark 1	A/AL/3001/64	1	2 each	
	TRANSDUCERS, telemetry:—	For A.R.I. 18129.				
33	Air speed	DDP/DAP/26-84-1	1	A	..
38	Engine speed, 12-tooth wheel	DDP/DAP/13-84-1	2	A	..
31	High range altitude	DDP/DAP/15-84-1	1	A	..
30	Low range altitude	DDP/DAP/14-84-1	1	A	..
32	Rate of climb	DDP/DAP/25-84-1	1	A	..

RESTRICTED

RESTRICTED

RESTRICTED

Issued with A/L. 81 to A.P. 1086, Book 7, Second Edition.

PERIODICAL INSPECTION OF EQUIPMENT—STORAGE CATEGORIES

For details of different storage categories see A.P. 1086, Book 1, Second Edition, Memorandum of Instructions, Part 3.

INSTRUMENT ANCILLARIES TO RADIO EQUIPMENT

SECTION 6W

Unless specifically shown below all items in this sub-section have an indefinite shelf life under normal storage conditions and are therefore in category 4.

Generic Heading	Category	Periodicity of Inspection in *Temperate Climates	
		Packaged	Unpackaged
CAPACITORS	1	1½ years	1½ years
COMPASSES, magnetic	1	3 years	3 years
GAUGES, pressure	1	3 years	1 year
GYRO UNITS	1	1½ years	1½ years
THERMOMETERS, dial type	1	3 years	1 year
TRANSDUCERS, telemetry	1	3 years	1 year

* For method of calculating periodicity of inspection in tropical climates see A.P. 1086, Book 1, Second Edition, Memorandum of Instructions, Part 3.

**VOCABULARY OF ROYAL AIR FORCE EQUIPMENT
RADIAC EQUIPMENT AND ACCESSORIES
UNIT AND MAJOR SERVICING SPARES**

SECTION 6Z
(6th July, 1959)

RESTRICTED

RESTRICTED

Ref. No.	NOMENCLATURE	DETAIL	No. off	Class of Store	Denom. of Qty.
1	2	3	4	5	6
9110117	CALCULATORS, Radiac, No. 1	Complete with case	—	B	each
9110004	CHARGING UNITS	Hand operated. (Formerly Reference 5CG0004)	—	A	..
	Spares:—				
9400452	*Capacitor units	1·0 mfd., 0·1 mfd., and 0·002 mfd.	1	B	..
—	Generators, ringing, Type 3	Reference 10G/30	1	—	..
9104030	Handles, generator	Without knob	1	C	each
9104031	Knobs	1	C	..
	Interrupters:—				
	Consisting of:—				
9110149	*Knobs, round, fluted, moulded	1	C	..
	Switch assemblies:—				
9110143	*Contacts, moving	1	C	..
9110145	*Pawls, moulded	1	C	..
9421215	*Rectifiers, metal selenium, half wave, encapsulated	MQ3/1ST	1	B	..
—	Resistors, fixed, composition, Grade 2, insulated, 10 ohms.	Reference 10W/9223291	1	—	..
	DOSIMETERS, quartz fibre:—				
9110001	No. 1	0—0·5 roentgen	—	B	each
9110101	No. 2A	0—5·0 roentgen	—	B	..
9110003	No. 3	0—50·0 roentgen	—	B	..

* Repair Depots only.

**RADIAC EQUIPMENT ACCESSORIES
AND UNIT SERVICING SPARES
SECTION 6Z—cont.**

Ref. No.	NOMENCLATURE	DETAIL	No. off	Class of Store	Denom. of Qty
1	2	3	4	5	6
266	ISOTOPES, handling calculator	—	B	each
9110012	METERS, contamination, No. 1	Complete with battery holder (Ref. No. 9110030)	—	A	"
	Accessories:—				
	Batteries, primary, dry, 150 volts, No. 1	Reference 5J/9101165	2	—	—
9400046	Receivers, headgear, I.T.E., double, No. 1B	—	A	each
—	Valves, CV.0002886	Reference 10CV/0002886	—	—	—
	Spares:—				
9400036	Connector assemblies, No. 1	1	B	each
9110127	Haversacks, No. 1, Mark 2	1	A	"
	Holder, battery, No. 1:—				
	Consisting of:—				
9110089	Caps, metal, perforated, 2 in. diam. × 3.4 in.	1	B	"
9110090	Discs, rubber, 1 $\frac{3}{8}$ in. diam. × $\frac{1}{16}$ in.	1	C	"
9110088	Rings, sealing, rubber, 3 $\frac{3}{4}$ in. i/d × 3 $\frac{1}{4}$ in. o/d × $\frac{5}{32}$ in.	1	C	"
	Monitor units:—				
9400037	*Bushes, ceramic, flanged, $\frac{3}{16}$ in. o/d × $\frac{1}{8}$ in. bore	4	C	"
—	*Capacitors, fixed, 100 mfd.	Reference 10C/9400459	1	—	—
		For circuit No. C20.			
—	*Capacitors, fixed, ceramic, dielectric, tubular, insulated:—				
—	100 mmfd.	Reference 10C/9132300	1	—	—
		For circuit No. C4.			
—	270 mmfd.	Reference 10C/9132314	1	—	—
		For circuit No. C16.			
—	330 mmfd.	Reference 10C/9132317	1	—	—
		For circuit No. C5.			
	*Capacitors, fixed, dielectric, foil, tubular, metal case:—				
—	0.005 mfd.	Reference 10C/9115273	1	—	—
		For circuit No. C15.			
—	0.01 mfd.	Reference 10C/9115030	1	—	—
		For circuit No. C7.			

* Repair Depots only.

RESTRICTED

RESTRICTED

**RADIAC EQUIPMENT ACCESSORIES
AND UNIT SERVICING SPARES
SECTION 6Z—cont.**

Ref. No.	NOMENCLATURE	DETAIL	No. off	Class of Store	Denom. of Qty.
1	2	3	4	5	6
	METERS, contamination, No. 1—cont.				
	Spares—cont.				
	Monitor units—cont.				
	*Capacitors, fixed, mica dielectric, rectangular, moulded case:—				
—	0-0033 mfd.	Reference 10C/9124251 For circuit No. C21.	1	—	—
	*Capacitors, fixed, paper dielectric, tubular, metal case:—				
—	0-001 mfd.	Reference 10C/9115002 For circuit No. C8.	1	—	—
—	0-02 mfd.	Reference 10C/9115040 For circuit No. C3.	1	—	—
—	0-1 mfd.	Reference 10C/9115507 For circuit No. C1.	1	—	—
—	0-1 mfd.	Reference 10C/9115561 For circuit Nos. C6, C9-14.	1	—	—
—	0-25 mfd.	Reference 10C/9115565 For circuit No. C17.	1	—	—
—	1-0 mfd.	Reference 10C/9115570 For circuit No. C2.	1	—	—
—	2-0 mfd.	Reference 10C/9115252 For circuit Nos. C18, C19.	2	—	—
—	Caps, protective, fixed, small	Reference 10H/9970055	1	—	—
9110082	*Cases, instrument, metal		1	A	each
—	*Clamps, spindle locking	Reference 10AR/9970231	1	—	—
9110080	*Clips, spring, 0-31 in. grip × 1 1/32 in. × 1 9/32 in.		1	C	each
9110076	Covers, metal, 1 1/8 in. diam. × 1 1/4 in. overall, No. 1		1	B	"
9110077	Covers, metal, 1 3/8 in. diam. × 1 1/2 in. overall, No. 2		1	B	"
9110075	*Covers, perspex, 2-53 in. diam. × 3-1 in. × 3-5 in. concave rod		1	B	"
—	Dessicators, Type 107	Reference 10AQ/572	1	—	—
9400042	*Dials, plastic, indicator		2	B	each
—	*Grommets, Type 13	Reference 10A/12676	6	—	—

* Repair Depots only.

RESTRICTED

RESTRICTED

**RADIAC EQUIPMENT ACCESSORIES
AND UNIT SERVICING SPARES
SECTION 6Z—cont.**

Ref. No.	NOMENCLATURE	DETAIL	No. of	Class of Store	Denom. of Qty.
1	2	3	4	5	6
	METERS, contamination, No. 1—cont.				
	Spares—cont.				
	Monitor units—cont.				
9110073	Handle assemblies, metal, 4 $\frac{7}{16}$ in. \times 3 $\frac{3}{4}$ in.	1	B	each
9110074	Handles, carrying	1	B	"
9110078	*Handles, metal, 2 $\frac{3}{8}$ in. \times 1 $\frac{1}{2}$ in. \times $\frac{3}{16}$ in. diam.	1	B	"
9110072	*Handles, metal, 6 $\frac{1}{4}$ in. \times 1 $\frac{1}{2}$ in. \times $\frac{3}{16}$ in. diam.	1	B	"
—	*Holders, valve, B.9A	Reference 10H/9560131	2	—	"
9110049	*Instruments, indicating	0.1 to 10 milli-roentgens per hour	1	A	each
9110085	Knobs, clamping, 1 $\frac{1}{2}$ in. \times $\frac{7}{8}$ in. \times $\frac{1}{4}$ in. bore	2	B	"
9400026	*Lugs, soldering, turret, 156 in. o/d \times .351 in. long	78	B	"
9110086	*Plugs, brass, split, 3/8" x 1 1/2 in. , No. 1 ^{3/8" x 1 1/2}	2	C	"
9110087	*Plugs, brass, split, 3/8" x 1 1/2 in. , No. 2 ^{3/8" x 1 1/2}	2	C	"
—	*Rectifiers, Type 71	Reference 10D/17942	1	—	"
—	*Rectifiers, Type 72	For circuit No. W1. Reference 10D/17943 ⁹¹⁰⁵⁰⁴⁹	8	—	"
9400005	*Resistors, composition, 500 volts maximum, 100 megohms, + 33-20%, No. 1.	For circuit No. W2-9. For circuit No. R27	1	B	each
9400006	*Resistors, composition, 1,000 volts maximum, 200 megohms, + 33-20%, No. 1.	For circuit No. R7	1	B	"
9400043	*Resistors, composition, grade 1:— 175 + 75 megohms	Glass enclosed, matched pairs For circuit Nos. R29, R31.	1	A	"
9400003	Non-insulated, $\frac{1}{2}$ watt, 10 megohms	\pm 5% No. 2 For circuit Nos. R9, R10.	2	B	"
9400004	Non-insulated, $\frac{1}{2}$ watt, 15 megohms	\pm 5% No. 2 For circuit No. R22.	1	B	"
	*Resistors, fixed, composition, grade 1, insulated:— 220 K ohms	Reference 10W/9219280 For circuit Nos. R4, R34.	2	—	"

RESTRICTED

RESTRICTED

* Repair Depots only.

**RADIAC EQUIPMENT ACCESSORIES
AND UNIT SERVICING SPARES
SECTION 6Z—cont.**

Ref. No.	NOMENCLATURE	DETAIL	No. off	Class of Store	Denom. of Qty.
1	2	3	4	5	6
	METERS, contamination, No. 1—cont.				
	Spares—cont.				
	Monitor units—cont.				
	*Resistors, fixed, composition, grade 1, insulated—cont.				
—	270 K ohms	Reference 10W/9219286 For circuit No. R1.	1	—	—
—	470 K ohms	Reference 10W/9219304 For circuit No. R2.	1	—	—
—	820 K ohms	Reference 10W/9219318 For circuit No. R3.	1	—	—
—	1 megohm	Reference 10W/9219322 For circuit No. R35.	2	—	—
	*Resistors, fixed, composition, grade 2, insulated:—				
—	1 K ohms	Reference 10W/9222004 For circuit No. R6.	1	—	—
—	1.5 K ohms	Reference 10W/9222025 For circuit No. R23.	1	—	—
—	2.2 K ohms	Reference 10W/9222046 For circuit No. R32.	1	—	—
—	1 megohm	Reference 10W/9223163 For circuit Nos. R25, R26.	2	—	—
—	4.7 megohms	Reference 10W/9223247 For circuit Nos. R5, R36.	2	—	—
	*Resistors, fixed, composition, grade 1, non-insulated:—				
—	1.2 megohms	Reference 10W/9216768 For circuit No. R33.	1	—	—
—	Type 10119	Reference 10W/18401 For circuit No. R8.	1	—	—
—	Type 10120	Reference 10W/18402 For circuit No. R24.	1	—	—

* Repair Depots only.

RESTRICTED

RESTRICTED

**RADIAC EQUIPMENT ACCESSORIES
AND UNIT SERVICING SPARES
SECTION 6Z—cont.**

Ref No.	NOMENCLATURE	DETAIL	No. off	Class of Store	Denom. of Qty.
1	2	3	4	5	6
	METERS, contamination, No. 1—cont.				
	Spares—cont.				
	Monitor units—cont.				
	*Resistors, fixed, composition, grade 1, non-insulated—cont.				
—	Type 10121	Reference 10W/18403	10	—	—
		For circuit Nos. R11, R20.			
—	Type 10122	Reference 10W/18404	1	—	—
		For circuit No. R21.			
—	*Resistors, variable, composition, non-sealed, 2.5 megohms ..	Reference 10W/9262934	1	—	—
		For circuit No. RV1.			
9110070	*Rings, metal, retaining, 2 $\frac{5}{16}$ in. i/d \times 2 $\frac{27}{32}$ in. o/d \times $\frac{13}{32}$ in.	1	B	each
9110069	*Rings, rubber, meter mounting, 2 $\frac{3}{8}$ in. i/d \times 2 $\frac{1}{4}$ in. o/d \times $\frac{5}{16}$ in.	2	B	"
9110079	*Rings, sealing, rubber, 2 $\frac{3}{8}$ in. i/d \times 2 $\frac{17}{32}$ in. o/d \times $\frac{1}{4}$ in.	1	C	"
9110071	*Rings, sealing, rubber, 7 $\frac{1}{16}$ in. i/d \times 7 $\frac{3}{4}$ in. o/d \times $\frac{3}{16}$ in.	1	C	"
—	Screens, valve, cylindrical	Reference 10AL/9560146	2	—	—
—	Screws, metal, stainless steel, ch.hd., 4 B.A. \times $\frac{1}{2}$ in. long	For switch covers. Reference 28S/6460	2	—	—
—	Screws, metal, stainless steel, ch.hd., 4 B.A. \times $\frac{1}{4}$ in. long	Securing to panel. Reference 28S/5838	12	—	—
—	Screws, metal, stainless steel, ch.hd., 6 B.A. \times $\frac{3}{8}$ in. long	Reference 28S/6461	7	—	—
9100014	Screws, special, 2 B.A., steel, ch.hd., No. 2, shouldered ..	$\frac{3}{8}$ in. \times 1 in. overall	2	B	each
9400024	*Sockets, 2-pole, fixed, straight entry, No. 1	1	B	"
—	*Sockets, sealed, M4, fixed, female shell	Reference 10H/9560260	1	—	—
9110083	*Strips, S.S., 3 in. \times $\frac{3}{8}$ in. \times $\frac{1}{16}$ in.	2	B	each
9110084	*Strips, S.S., 8 $\frac{1}{2}$ in. \times $\frac{3}{8}$ in. \times $\frac{3}{16}$ in.	2	B	"
9400016	*Switches, rotary, wafer, 1-bank, 1-pole, 3-way, $\frac{5}{8}$ in. ..	Slotted spindle, No. 1	1	B	"
9400018	*Switches, rotary, wafer, 2-bank, 1-pole, 11-way, $\frac{3}{8}$ in. ..	Slotted spindle, No. 1	1	B	"
9400019	*Switches, toggle, 2-pole, 2-way, 5 amp. at 250 volts	1	B	"
9400020	*Switches, toggle, 2-pole, 2-way, 5 amp. at 250 volts ..	Non-locking, normally off	1	B	"
9400029	*Tagboards, 33-way, 7 in. \times 3 $\frac{1}{4}$ in. \times $\frac{1}{16}$ in.	1	B	"
9400030	*Tagboards, 37-way, 7 in. \times 3 $\frac{1}{8}$ in. \times $\frac{1}{16}$ in.	1	B	"
—	*Valves, CV.0002236	Reference 10CV/0002236	1	—	—
—	*Valves, CV.0002255	Reference 10CV/0002255	1	—	—

* Repair Depots only.

RESTRICTED

RESTRICTED

**RADIAC EQUIPMENT ACCESSORIES
AND UNIT SERVICING SPARES
SECTION 6Z—cont.**

Issued with A/L, 110 to J.P. 1086, Book 7, Second Edition.

RESTRICTED

Ref. No.	NOMENCLATURE	DETAIL	No. off	Class of Store	Denom. of Qty.
1	2	3	4	5	6
	METERS, contamination, No. 1—cont.				
	Spares—cont.				
	Monitor units—cont.				
	Valves, CV.0003524	Reference 10CV/0003524	1	—	—
9400040	*Washers, ceramic, $\frac{1}{8}$ in. o/d \times $\frac{1}{8}$ in. bore \times $\frac{1}{16}$ in.	Reference 10CV/0003524	4	C	each
	*Washers, stainless steel, thin, 0.157 in. i/d, 0.301 in. ext. diam.	For top panel screws. Reference 28W/12664	12	—	—
9110033	Probe units, Beta-gamma No. 1 assembly	Reference 10CV/0003524	1	A	each
	*Capacitors, fixed, ceramic, dielectric, tubular, insulated:—				
	22 mfd.	Reference 10C/9132277	1	—	—
	100 mfd.	For circuit No. C2. Reference 10C/9132300	1	—	—
	*Capacitors, fixed, mica, dielectric, metal moulded case	For circuit No. C4. Reference 10C/9123932	1	—	—
		For circuit No. C1.			
9110081	*Covers, metal, 4.136 in. \times 2.418 in. grooved	Reference 10C/9132277	1	B	each
9110061	Covers, protecting, metal, $\frac{1}{8}$ in. i/d \times $1\frac{11}{16}$ in. o/d \times $1\frac{7}{16}$ in.	Reference 10C/9132300	1	B	—
9400025	*Holders, valve, 2-pin special L773	Reference 10C/9132300	1	B	—
	*Holders, valve, B9A	Reference 10H/9560135	1	—	—
9110068	*Hooks, metal suspension, $1\frac{1}{16}$ in.	Reference 10H/9560135	1	B	each
9110067	*Pads, expanded, rubber, $\frac{1}{8}$ in. diam. \times $\frac{3}{8}$ in. \times $\frac{1}{4}$ in. bore	Reference 10H/9560135	1	C	—
	*Plugs, sealed, M.4, fixed, female shell	Reference 10H/9560070	1	—	—
	*Rectifiers, selenium, Type 72	Reference 10D/17943	1	—	—
		For circuit No. W1.			
	*Resistors, composition, 500 v. max., 100 meg. \pm 33–20% No 1	Ref. No. 9400005	1	—	—
		For circuit No. R1.			
	*Resistors, composition, 75 M ohms	Reference 10W/9400451	1	—	—
		For circuit No. R3.			
	*Resistors, fixed, composition, grade 2, insulated, 3.3K	Reference 10W/9222067	1	—	—
		For circuit No. R2.			
	*Resistors, fixed, composition, grade 2, insulated, 10M	Reference 10W/9223289	2	—	—
		For circuit Nos. R4, R5, R6.			

* Repair Depots only.

RESTRICTED

**RADIAC EQUIPMENT ACCESSORIES
AND UNIT SERVICING SPARES
SECTION 6Z—cont.**

Ref. No.	NOMENCLATURE	DETAIL	No. off	Class of Store	Denom. of Qty.
1	2	3	4	5	6
	METERS, contamination, No. 1—cont.				
	Spares—cont.				
	Probe units, Beta-gamma No. 1 assembly—cont.				
	*Rings, sealing, rubber:—				
9110065	1 1/8 in. i/d x 1 3/8 in. o/d x .007 in. 0.176 in. 1/D x 0.314" x 0.0707N		1	C	each
9110062	1 1/8 in. i/d x 1 1/4 in. o/d x 3/32 in.		1	C	"
9110063	4 1/16 in. i/d x 2 5/16 in. o/d x 3/32 in.		1	C	"
9100011	*Screws, captive, B.A., S.S., No. 2, 1 1/4 in. x 1/8 in. ch. hd.		1	C	"
9100012	*Screws, special, B.A., brass, hex. hd., No. 4, 3/8 in. x 1/8 in. overall		1	C	"
9400028	*Tagboards, 8-way, 3 3/8 in. x 1 7/8 in. x 1/16 in.		1	B	"
—	*Valves, CV.0002246	Reference 10CV/0002246	1	—	"
—	*Valves, CV.0002255	Reference 10CV/0002255	1	—	"
9110107	METERS, contamination, No. 1, Mark 2		—	A	each
	Comprising:—				
9110109	Connector assemblies, No. 1, Mark 2		—	B	"
—	Haversacks, No. 1, Mark 2	Ref. No. 9110127	—	—	"
9110030	Holders, battery		—	B	each
9110108	Indicating units, No. 1, Mark 2		—	A	"
9110110	Probe units, Beta-gamma, No. 1 assembly, Mark 2		—	B	"
9110227	METERS, dose rate, portable, trainer, No. 1 equipment		—	A	each
	Comprising:—				
9110059	Haversack assemblies, special No. 4		1	—	—
9110010	Meters, dose rate, portable, trainer, No. 1		—	—	—
	Accessories:—				
—	Batteries, primary, dry, 1.5 volts, No. 11	Reference 5J/9101101	1	—	—
—	Batteries, primary, dry, 30 volts, No. 2	Reference 5J/9101164	4	—	—

RESTRICTED

RESTRICTED

* Repair Depots only.

**RADIAC EQUIPMENT ACCESSORIES
AND UNIT SERVICING SPARES
SECTION 6Z—cont.**

Issued with A/L. 110 to A.P. 1086, Book 7, Second Edition.

RESTRICTED

Ref. No.	NOMENCLATURE	DETAIL	No. off	Class of Store	Denom. of Qtv.
1	2	3	4	5	6
	METERS, dose rate, portable, trainer, No. 1 equipment—cont.				
	Spares:—				
9105050	Bolts, special, pressure test vent	1	C	each
9110173	Caps, metal, battery	1	C	"
9110167	*Contacts, moulded, $\frac{5}{16}$ in. \times $\frac{3}{8}$ in.	5	C	"
9400461	Covers, rubber	Switch button sealing	1	C	"
9105051	Dessicators, tubular	1	C	"
9110169	*Gaskets, rubber, $1\frac{1}{2}$ in. \times 1 in. \times $\frac{1}{32}$ in.	Variable resistor cover	1	C	"
9105045	Gaskets, rubber	Dessicator seal	1	C	"
—	*Grommets, Type 14	Reference 10A/12677	1	—	—
—	Haversack assemblies, special, No. 4	Without screwdriver. Ref. No. 9110059	1	—	—
9110257	Screwdrivers, special, right angle	1	B	each
9110046	*Instruments, indicating	0—0.3 milli-roentgens per hour	1	A	"
—	Knobs, moulded, conical	Reference 10AK/9400470	2	—	—
9110175	Pads, rubber	2	C	each
9110176	Panel and contact assemblies	1	C	"
9110170	Plate and spring assemblies	Battery compartment	1	B	"
—	*Resistors, variable, 5 K ohms	Reference 10W/9400458	1	—	—
—	*Resistors, variable, 100 K ohms	For circuit No. RV1. Reference 10W/9400457	1	—	—
9110166	*Rings, sealing	For circuit No. RV2. Moulded contacts	5	C	each
9110172	Rings, sealing, rubber	Caps, metal	1	C	"
9110177	Rings, sealing, rubber, 3.844 in. \times 3.531 in. \times 0.453 in.	Battery compartment lid	1	C	"
9110179	Rings, sealing, rubber, 10.486 in. \times 10.764 in.	Cover assembly	1	C	"
9105048	Springs, spiral	Beryllium copper, silver plated	1	B	"
9401809	*Switches, battery test	For circuit No. SW3	1	B	"
9400463	*Switches, rotary, 4-pole, 3 pos.	For circuit No. SW1	1	B	"
9400462	*Switches, rotary, 1-pole, 2 pos.	For circuit No. SW2	1	B	"

* Repair Depots only.

RESTRICTED

**RADIAC EQUIPMENT ACCESSORIES
AND UNIT SERVICING SPARES
SECTION 6Z—cont.**

Ref. No	NOMENCLATURE	DETAIL	No. off	Class of Store	Denom. of Qty.
1	2	3	4	5	6
	METERS, dose rate, portable, trainer, No. 1 equipment—cont.				
	Spares—cont.				
	Tagboard, 'A/B' assemblies:—				
—	*Capacitors, 8-200 mmfd.	Reference 10C/9124364 For circuit No. C5.	1	—	—
—	*Capacitors, fixed, ceramic dielectric, tubular, insulated, 47 mmfd.	Reference 10C/9132289 For circuit No. C2.	1	—	—
—	*Capacitors, fixed, paper dielectric, tubular, metal case, 0-01 mfd.	Reference 10C/9115026 For circuit No. C1.	1	—	—
9110154	*Clamps, metal, rectangular	Valve securing	3	C	each
—	*Plugs, unitor, moulded	Reference 10H/9562503	1	—	—
—	*Rectifiers, Type 72	Reference 10D/17943 For circuit No. MR1.	1	—	—
—	*Resistors, 5-6 K ohms	Reference 10W/9219166 For circuit No. R19.	1	—	—
—	*Resistors, 1-5 M ohms	Reference 10W/9400453 For circuit Nos. R1, R2.	2	—	—
—	*Resistors, 3 M ohms	Reference 10W/9400454 For circuit Nos. R6, R11, R12, R13, R14, R15.	6	—	—
—	*Resistors, 47 M ohms	Reference 10W/9400455 For circuit No. R7.	1	—	—
—	*Resistors, fixed, composition, grade I, insulated:—				
—	33 K ohms	Reference 10W/9219220 For circuit No. R9.	1	—	—
—	47 K ohms	Reference 10W/9219232 For circuit Nos. R8, R20.	2	—	—
—	100 K ohms	Reference 10W/9219256 For circuit Nos. R5, R10.	2	—	—
—	1 M ohm	Reference 10W/9219322 For circuit Nos. R4, R16, R21.	3	—	—

* Repair Depots only.

RESTRICTED

RESTRICTED

**RADIAC EQUIPMENT ACCESSORIES
AND UNIT SERVICING SPARES
SECTION 6Z—cont.**

Ref. No.	NOMI NCLATURE	DE TAIL	No. off	Class of Store	Denom. of Qty.
1	2	3	4	5	6
	METERS, dose rate, portable, trainer, No. 1 equipment—cont.				
	Spares—cont.				
	Tagboard 'A/B' assemblies—cont.				
—	*Resistors, fixed, composition, grade 2, insulated, 4-7 M ohms ..	Reference 10W/9223248 For circuit No. R3.	1	—	—
—	*Valves, CV.0002266	Reference 10CV/0002266 For circuit No. V3.	1	—	—
—	*Valves, CV.0002288	Reference 10CV/0002288 For circuit Nos. V1, V2.	2	—	—
—	Tagboard 'C' assemblies:—				
—	*Capacitors, 0-1 mfd.	Reference 10C/9115599 For circuit No. C8.	1	—	—
—	*Capacitors, fixed, paper dielectric, tubular, metal case, insulated:—				
—	0-005 mfd.	Reference 10C/9115593 For circuit No. C12.	1	—	—
—	0-01 mid.	Reference 10C/9115546 For circuit Nos. C10, C11.	2	—	—
—	*Plugs, fixed, 4-pole (plug B)	Reference 10H/9560501 For circuit Nos. MR2, MR3	1	—	—
9104032	*Rectifiers, metal		2	C	each
—	*Resistors, fixed, composition, grade 1, insulated:—				
—	22 K ohms	Reference 10W/9219208 For circuit No. R25.	1	—	—
—	33 K ohms	Reference 10W/9219220 For circuit Nos. R26, R27.	2	—	—
—	1 M ohm	Reference 10W/9219322 For circuit No. R23.	1	—	—
9400469	*Transformers, E.H.T. oscillator	For circuit No. TR1	1	B	each
—	*Valves, CV.0002288	Reference 10CV/0002288 For circuit No. V4.	1	—	—

* Repair Depots only.

RESTRICTED

RESTRICTED

**RADIAC EQUIPMENT ACCESSORIES
AND UNIT SERVICING SPARES
SECTION 6Z—cont.**

Ref. No.	NOMENCLATURE	DETAIL	No. off	Class of Store	Denom. of Qty.
1	2	3	4	5	6
	METERS, dose rate, portable, trainer, No. 1 equipment—cont.				
	Spares—cont.				
	Tagboard 'D' assemblies:—				
—	*Capacitors, 100 mfd.	Reference 10C/9400460 For circuit No. C6.	1	—	—
—	*Capacitors, fixed, paper dielectric, tubular, metal case, 0.5 mfd.	Reference 10C/9115262 For circuit No. C7.	1	—	—
—	*Clips, Type 279	Reference 10H/19312	1	—	—
—	*Clips, Type 280	Reference 10H/19313	1	—	—
—	*Resistors, 30 M ohms	Reference 10W/9400456 For circuit No. R22.	1	—	—
—	*Resistors, fixed, composition, grade 1, insulated:—				
—	4.7 K ohms	Reference 10W/9219160 For circuit No. R17.	1	—	—
—	47 K ohms	Reference 10W/9219232 For circuit No. R18.	1	—	—
—	*Resistors, fixed, composition, grade 2, insulated, 150 K ohms . .	Reference 10W/9223059 For circuit No. R24.	1	—	—
—	*Valves, CV.0002266	Reference 10CV/0002266 For circuit No. V5.	1	—	—
—	*Valves, CV.0002287	Reference 10CV/0002287 For circuit No. X1.	1	—	—
9110165	*Washers, insulating	Reference 10CV/0002327 For moulded contacts	1 5	— C	— each
9110130	METERS, survey, radiac, No. 2 equipment		—	A	—
	Comprising:—				
9110119	Haversack assemblies, special, No. 6		—	—	—
9110008	Meters, survey, radiac, No. 2		—	—	—

RESTRICTED

RESTRICTED

* Repair Depots only.

**RADIAC EQUIPMENT ACCESSORIES
AND UNIT SERVICING SPARES
SECTION 6Z—cont.**

Ref No.	NOMENCLATURE	DETAIL	No. off	Class of Store	Denom. of Qty.
1	2	3	4	5	6
	METERS, survey, radiac, No. 2 equipment—cont.				
	Accessories:—				
—	Batteries, primary, dry, 1.5 volts, No. 11	Reference 5J/9101101	2	—	—
—	Batteries, primary, dry, 9 volts	Reference 5J/9101162	1	—	—
—	Batteries, primary, dry, 22.5 volts	Reference 5J/9101163	1	—	—

RESTRICTED

RESTRICTED

**RADIAC EQUIPMENT ACCESSORIES
AND UNIT SERVICING SPARES
SECTION 6Z—cont.**

INDEX TO REFERENCE NUMBERS

NOTE:—It should be noted that all 7-digit Reference Numbers are identical for R.A.F. and A.B.C.S.C. (Joint Service) use, and in these cases the Group/Class and former R.A.F. references are included in this index. When A.B.C.S.C. Numbers are required for external use the U.K. National Code Number of "99" is to be quoted, and the full identification is to be shown as follows:—

A.B.C.S.C. Group/Class
5305

U.K. National Code
99

Reference Number
9100011

Ref. No.	A.B.C.S.C. Group/Class No.	Old Ref. No.	Page No.	Ref. No.	A.B.C.S.C. Group/Class No.	Old Ref. No.	Page No.	Ref. No.	A.B.C.S.C. Group/Class No.	Old Ref. No.	Page No.	Ref. No.	A.B.C.S.C. Group/Class No.	Old Ref. No.	Page No.
266			2	9110067	6665		7	9110108			8	9400005	5905		4
9100011	5305		8	9110065	6665		7	9110109			8	9400006	5905		4
9100012	5305		8	9110069	6665		6	9110110			8	9400016	5930		6
9100014	5305		6	9110070	6665		6	9110117	6665		1	9400018	5930		6
9104030	5305		1	9110071	6665		6	9110119	6665		12	9400019	5930		6
9104031	5305		1	9110072	6665		4	9110127	6665		2	9400020	5930		6
9104032	6130		11	9110073	6665		4	9110130	6665		12	9400024	5935		6
9105045	5330		9	9110074	6665		4	9110143	6665		1	9400025	5935		7
9105048	5340		9	9110075	6665		3	9110145	6665		1	9400026	5940		4
9105050	5305		9	9110076	6665		3	9110149	6665		1	9400028	5940		8
9105051	6685		9	9110077	6665		3	9110154	6665		10	9400029	5940		6
9110001	6665		1	9110078	6665		4	9110165	6665		12	9400030	5940		6
9110003	6665		1	9110079	6665		6	9110166	6665		9	9400036	5995		2
9110004	6665		1	9110080	6665		3	9110167	6665		9	9400037	5970		2
9110008	6665		12	9110081	6665		7	9110169	6665		9	9400040	5970		7
9110010	6665		8	9110082	6665		3	9110170	6665		9	9400042	5980		3
9110012	6665		2	9110083	6665		6	9110172	6665		9	9400043	5905		4
9110030			8	9110084	6665		6	9110173	6665		9	9400046	5965		2
9110033	6665		7	9110085	6665		4	9110175	6665		9	9400452	5910		1
9110046	6665		9	9110086	6665		4	9110176	6665		9	9400461	5930		9
9110049	6665		4	9110087	6665		4	9110177	6665		9	9400462	5930		9
9110059	6665		8	9110088	6665		2	9110179	6665		9	9400463	5930		9
9110061	6665		7	9110089	6665		2	9110227	6665		8	9400469	5950		11
9110062	6665		8	9110090	6665		2	9110257	6665		9	9401809	5930		9
9110063	6665		8	9110101	6665		1	9400003	5905		4	9421215	6130		1
9110065	6665		8	9110107			8	9400004	5905		4				9

949363 5340 910002 9

RESTRICTED

RESTRICTED

SECTION 6Z

Unless specifically shown below, all items in this sub-section have an indefinite shelf life under normal storage conditions and are therefore in category 4.

Generic Heading	Category	Periodicity of Inspection in *Temperate Climates	
		Packaged	Unpackaged
APPARATUS, air sampling	1	5 years	1 year
DOSIMETERS	1	5 years	1 year
ELECTROMETERS	1	5 years	1 year
METERS	1	5 years	1 year
MONITORS	1	5 years	1 year
TEST METERS	1	5 years	1 year

* For method of calculating periodicity of inspection in tropical climates see A.P. 1086, Book 1, Second Edition, Memorandum of Instructions, Part 3.

VOCABULARY OF ROYAL AIR FORCE EQUIPMENT
DRAWING INSTRUMENTS AND DRAWING OFFICE EQUIPMENT
SECTION 13
(28th February, 1966)

Ref. No.	NOMENCLATURE	DETAIL	Drawing, Spec. or Pattern No.	No. Of	Class of Store	Denom. of Qty.
1	2	3	4	5	6	7
	BOARDS, drawing:—					
4	Antiquarian	54 in. × 32 in. Engineers' pattern	BSS/1265/1958	—	B	each
6	Double elephant	42 in. × 32 in. Engineers' pattern	BSS/1265/1958	—	B	"
134	Half imperial	23 in. × 16 in. Students' pattern	BSS/1267/1958	—	B	"
7	Imperial	32 in. × 23 in. Engineers' pattern	BSS/1265/1958	—	B	"
94	COMPASS SET	Combined pencil, compass and dividers, c/w key. With pull-off case, containing spare leads and needle points. Whole in wood case with slide lid.	Patt. No. 14/ PSCO/0347	—	C	"
	Spares:—					
20	Case	Patt. No. 14/ PSCO/3997	—	C	"
367	Needle, $\frac{7}{8}$ in. × .08 in.	For pencil socket for use with Lee Guinness compasses only. Wrapped in pairs.	Patt. No. 14/ PSCO/0029	—	C	"
95	Needle, 1 in. × .08 in.	For pencil socket. Wrapped in pairs		—	C	"
379	Needle, $1\frac{3}{8}$ in. × .62 in. ± .005 in.	For needle socket for use with all compasses. Wrapped in pairs.	BSS/2460/1954	—	C	"
	COMPASSES:—					
478	Beam	Replaces Ref. No. 11			A	"
479	Extension, for beam compass			B	"
93	Blackboard	Patt. No. 14/ PSCO/2682	—	C	"
15	Proportional	9 in. graduated In case	Patt. No. 14/ PSCO/3541	—	B	"

RESTRICTED

1

RESTRICTED

DRAWING INSTRUMENTS AND DRAWING OFFICE EQUIPMENT
SECTION 13—cont.

1	2	3	4	5	6	7
16	CURVES, drawing:— Architects	Vulcanite. Set of 6. In wood case	Patt. No. 14/ PSCO/0004	—	B	set
17	French	Set of 6	BSS/2458/1954	—	B	"
18	Railway Engineers'	Wood. Set of 100 in wood case		—	B	"
113	INSTRUMENT DRAWING SET	Complete set as detailed below. Demand in detail		—	B	"
	Consisting of:—					
117	Bow, pen	BSS/1709/1958	1	C	each
118	Bow, pencil	BSS/1709/1958	1	C	"
	Bow, spring:—					
114	Divider	} Needle points	BSS/1709/1958	1	C	"
115	Pen		BSS/1709/1958	1	C	"
116	Pencil		BSS/1709/1958	1	C	"
124	Box	Polished wood or leather cloth covered	BSS/1709/1958	1	B	"
109	Case, tubular	For compass needles and spare leads	BSS/1709/1958	1	C	"
78	Divider, mathematical	4½ in., with fine adjustment needle points ..	BSS/1709/1958	1	B	"
119	Half set and bar	Comprising:— 5-in. compass with interchangeable divider, pen and pencil points, lengthening bar and compass key.	BSS/1709/1958	1	B	"
120	Key, compass	BSS/1709/1958	1	C	"
107	Leads, pencil	1¼ in. × .079 in. Wrapped in pairs	BSS/1709/1958	2	C	"
121	Pen, ruling, 5 in.	Plain nib	BSS/1709/1958	1	C	"
122	Pen, ruling, 6 in.	Hinged or swivel nib	BSS/1709/1958	1	C	"
	Points, needle:—	One end tapered, other end shouldered.				
132	1½ in. × .043 in.—.045 in. diam.	Wrapped in pairs. For use with Ref. Nos. 117 and 118.	BSS/1709/1958	2	C	"
133	1 in. × .038 in.—.040 in. diam.	Wrapped in pairs. For use with Ref. Nos. 114, 115, 116 and 135.	BSS/1709/1958	2	C	"
125	1½ in. × .068 in.—.070 in. diam.	Wrapped in pairs. For use with Ref. Nos. 78 and 119	BSS/1709/1958	2	C	"
123	Screwdriver and tubular case combined	Patt. No. 14/ PSCO/6162	1	C	"

RESTRICTED

RESTRICTED

DRAWING INSTRUMENTS AND DRAWING OFFICE EQUIPMENT

SECTION 13—cont.

1	2	3	4	5	6	7
424	PROTRACTORS:— Blackboard	17 in., plywood, semi-circular	Patt. No. 14/ PSCO/0033	—	C	each
37	Circular:— 6 in.	Transparent plastic with bevelled edges.	BSS/2457/1954	—	C	„
387	10 in.	BSS/2457/1954	—	C	„
111	Rectangular:— 6 in.	Perspex.	Patt. No. 14/ PSCO.5207	—	C	„
41	Semi-circular:— 4 in.	Transparent plastic with bevelled edges.	BSS/2457/1954	—	C	„
40	6 in.	BSS/2457/1954	—	C	„
38	8 in.	BSS/2457/1954	—	C	„
97	RULER, blackboard	1 meter, graduated English and Metric	Patt. No. 14/ PSCO/2683	—	C	„
89	RULERS, parallel:— 6 in.	Ebony	Patt. No. 14/ PSCO/3426	—	C	„
44	12 in.	With protractor markings. Boxwood	Patt. No. 14/ PSCO/5966	—	C	„
88	18 in.	With protractor markings. Boxwood	Patt. No. 14/ PSCO/0018	—	C	„
128	24 in.	Roller type. Admiralty pattern. For operations rooms only.	Patt. No. 14/ PSCO/5967	—	C	„
45	RULE, architects'	2 ft., 4-fold	Patt. No. 14/ PSCO/0356	—	C	„
98	SCALE, 12 in.	Divided, $\frac{1}{8}$, $\frac{1}{4}$, $\frac{1}{2}$ and 1 in., $\frac{3}{8}$, $\frac{3}{4}$, $1\frac{1}{2}$ and 3 in. Oval section.	BSS/1347/1956/ Table No. 2A/A1	—	C	„

RESTRICTED

RESTRICTED

DRAWING INSTRUMENTS AND DRAWING OFFICE EQUIPMENT
SECTION 13 —cont.

1	2	3	4	5	6	7
	SCALES, draughtsman:—	Boxwood ordnance flat section, fully divided, double reading.	BS.1347/56			
513	1 in. to 40 ft.		—	C	each
514	1 in. to 66 ft.		—	C	"
512	6 in. to 1 mile		—	C	"
509	1 ft./500 ft.		—	C	"
511	1 ft./1,250 ft.		—	C	"
510	1 ft./2,500 ft.		—	C	"
364	SCALES, engineering, drawing	12 in. long. Four scales: (1) Bevelled edge graduated 1 in. divisions reading 0 in. to 1 in. and 11 in. to 12 in., in $\frac{1}{2}$ in., $\frac{1}{4}$ in., $\frac{1}{8}$ in., $\frac{1}{16}$ in. and $\frac{1}{32}$ in.; 1 in. to 11 in. in $\frac{1}{2}$ in., $\frac{1}{4}$ in., $\frac{1}{8}$ in. and $\frac{1}{16}$ in. (2) Graduated in centimeter divisions, reading 0 to 30 cm., in 1 cm., $\frac{1}{2}$ cm. and millimetres. Reverse side (3) bevelled edge, graduated $\frac{1}{2}$ in. divisions, reading 0 to 1 and 23 to 24 in., $\frac{1}{4}$ in., $\frac{1}{8}$ in., $\frac{1}{16}$ in. and $\frac{1}{32}$ in.; 1 to 23 in. $\frac{1}{4}$ in., $\frac{1}{8}$ in. and $\frac{1}{16}$ in. (4) Graduated 1 in. divisions, reading 0 in. to 12 in., in $\frac{1}{2}$ in., $\frac{1}{4}$ in. and $\frac{1}{8}$ in. For No. 1 School of Technical Training only.	Drg. No. H.S.406	—	C	"
102	SCALES, triangular	Graduated. 1 in. divisions reading to $\frac{1}{32}$ in.; $\frac{1}{4}$ in. divisions reading to $\frac{1}{16}$ in.; $\frac{1}{2}$ in. divisions reading to $\frac{1}{8}$ in.; $\frac{3}{8}$ in. divisions reading to $\frac{1}{4}$ in.; 1 in. divisions reading to $\frac{1}{16}$ in.; centimetre divisions reading to $\frac{1}{2}$ mm.	BSS/1347/1956	—	C	"
	SET SQUARES:—					
	Adjustable:—					
112	7 in.	Transparent plastic	BSS/2459/1954	—	C	"
	Blackboard:—					
137	12 in. 45 degrees	Perspex.	Patt. No. 14/ PSCO/4074	—	C	"
138	18 in. 60 degrees	Perspex	Patt. No. 14/ PSCO/4073	—	C	"

RESTRICTED

RESTRICTED

DRAWING INSTRUMENTS AND DRAWING OFFICE EQUIPMENT
SECTION 13—cont.

1	2	3	4	5	6	7
	SET SQUARES—cont.					
	Fixed angle:—	Transparent plastic with bevelled edges.	BSS/2459/1954			
47	6 in. 45 degrees		—	C	each
48	6 in. 60 degrees		—	C	"
49	8 in. 60 degrees		—	C	"
50	10 in. 45 degrees		—	C	"
51	10 in. 60 degrees		—	C	"
52	18 in. 60 degrees		—	C	"
	STRAIGHT EDGES:—	Mahogany. For use with drawing boards.				
58	33 in.	Patt. No. 14/ PSCO/0359	—	C	"
60	45 in.	Patt. No. 14/ PSCO/5965	—	C	"
	T-SQUARES:—					
393	23 in.	Students' pattern	BSS/1268/1958	—	B	"
392	32 in.	Engineers' pattern	BSS/1266/1958	—	B	"
66	42 in.	Engineers' pattern	BSS/1266/1958	—	B	"
69	54 in.	Engineers' pattern	BSS/1263/1958	—	B	"
	UNO STENCIL EQUIPMENT:—					
430	Board, stenciling	With ruling strip		—	A	"
	Brushes, cleaning:—					
141	Pen		—	C	"
363	Stencil		—	C	"
	Cleaner:—	10-oz. bottles.				
142	Pen		—	C	bot.
143	Stencil		—	C	"
	Guide, pencil lettering:—					
353	P.C. 16, 1 in.		—	B	each
144	Holder, pen, standard		—	B	"
349	Paste, erasing		—	C	tin

RESTRICTED

RESTRICTED

DRAWING INSTRUMENTS AND DRAWING OFFICE EQUIPMENT
SECTION 13—cont.

1	2	3	4	5	6	7
	UNO STENCIL EQUIPMENT					
	Pens, standard	Supersedes Ref. Nos. 368 to 378 (incl.).				
464	Size 0		—	C	each
487	Needle assembly		1	B	..
488	Needle		1	C	..
465	Size 1		—	C	..
489	Needle assembly		1	B	..
490	Needle		1	C	..
466	Size 2		—	C	..
491	Needle assembly		1	B	..
492	Needle		1	C	..
467	Size 3		—	C	..
493	Needle assembly		1	B	..
494	Needle		1	C	..
468	Size 4		—	C	..
495	Needle assembly		1	B	..
496	Needle		1	C	..
469	Size 5		—	C	..
497	Needle assembly		1	B	..
498	Needle		1	C	..
470	Size 6		—	C	..
499	Needle assembly		1	B	..
500	Needle		1	C	..
471	Size 7		—	C	..
501	Needle assembly		1	B	..
502	Needle		1	C	..
472	Size 8		—	C	..
503	Needle assembly		1	B	..
504	Needle		1	C	..
473	Size 9		—	C	..
505	Needle assembly		1	B	..
506	Needle		1	C	..
474	Size 10		—	C	..
507	Needle assembly		1	B	..
508	Needle		1	C	..

RESTRICTED

RESTRICTED

DRAWING INSTRUMENTS AND DRAWING OFFICE EQUIPMENT
SECTION 13—cont.

1	2	3	4	5	6	7
	UNO STENCIL EQUIPMENT—cont.					
167	Pounce	—	C	tin
168	Pricker, pen	—	C	each
169	Rest, pen, and stand, bottle	—	C	"
	Stencil sets:—					
340	No. 1H	—	B	"
		Contains: Stencils U.C.2 and U.F.2; two pens No. 1; holder; bottle of ink and cleaning wire. Complete in box.				
362	Box, stencil, small	—	C	"
341	No. 2H	—	B	"
		Contains: Stencils U.C.3 and U.F.3; two pens No. 2 holder; bottle of ink and cleaning wire. Complete in box.				
—	Box, stencil, small	—	—	—
342	No. 3H	—	B	each
		Ref. No. 362 Contains: Stencils U.C.4 and U.F.4; two pens No. 2; holder; bottle of ink and cleaning wire. Complete in box.				
—	Box, stencil, small	—	—	—
343	No. 4H	—	B	each
		Ref. No. 362 Contains: Stencils U.C.5 and U.F.5; two pens No. 3; holder; bottle of ink and cleaning wire. Complete in box.				
—	Box, stencil, small	—	—	—
344	No. 6H	—	B	each
		Ref. No. 362 Contains: Stencils U.C. 1½ in., U.C.2, U.C.3, U.C.4, U.C.5, U.C.6, U.C.8, U.F.1½, U.F.2, U.F.3, U.F.4, U.F.5, U.F.6 and U.F.8, eight pens; four holders; three bottles of ink (black green and red); one bottle of pen cleaner, pen cleaning brush and pen pricker. Complete in box.				
422	Box, stencil, medium large	—	C	"
345	No. 8H	—	B	"
		Contains: Stencils U.C.2, U.C.4, U.C.6, U.F.2, U.F.4 and U.F.6, four pens; three holders, two bottles of ink; one bottle of pen cleaner; one pen cleaning brush; one pen pricker; complete in box, and one stencil board, with ruling strip.				
423	Box, stencil office outfit	—	C	"

RESTRICTED

7

RESTRICTED

DRAWING INSTRUMENTS AND DRAWING OFFICE EQUIPMENT
SECTION 13—cont.

1	2	3	4	5	6	7
	UNO STENCIL EQUIPMENT—cont.					
	Stencil sets—cont.					
346	No. 9H	Contains: All listed U.C. type standard stencils; capitals and figures ($\frac{3}{8}$ in. to 1 in.); ten pens in assorted sizes, eight holders; four bottles of ink; pen cleaning brush and pen pricker. Complete in box.		—	B	each
140	Box, stencil, large		—	C	"
170	Stencil, corner, curve		—	C	"
	Stencils, lettering, architectural:—					
	Capitals:—					
171	A.C. 1 $\frac{1}{2}$		—	C	"
172	A.C. 2		—	C	"
173	A.C. 3		—	C	"
174	A.C. 4		—	C	"
175	A.C. 5		—	C	"
176	A.C. 6		—	C	"
177	A.C. 7		—	C	"
178	A.C. 8		—	C	"
179	A.C. 10		—	C	"
180	A.C. 12		—	C	"
181	A.C. 14		—	C	"
182	A.C. 16		—	C	"
183	A.C. 18		—	C	"
184	A.C. 20		—	C	"
185	A.C. 24		—	C	"
186	A.C. 32		—	C	"
	Figures:—					
187	A.F. 1 $\frac{1}{2}$		—	C	"
188	A.F. 2		—	C	"
189	A.F. 3		—	C	"
190	A.F. 4		—	C	"
191	A.F. 5		—	C	"
192	A.F. 6		—	C	"
193	A.F. 7		—	C	"
194	A.F. 8		—	C	"

RESTRICTED

RESTRICTED

DRAWING INSTRUMENTS AND DRAWING OFFICE EQUIPMENT
SECTION 13—cont.

1	2	3	4	5	6	7
	UNO STENCIL EQUIPMENT—cont.					
	Stencils, lettering, architectural—cont.					
	Figures:—cont.					
195	A.F.10				C	each
196	A.F.12				C	"
197	A.F.14				C	"
198	A.F.16				C	"
199	A.F.18				C	"
200	A.F.20				C	"
201	A.F.24				C	"
202	A.F.32				C	"
	Lower case:—					
203	A.L.1½				C	"
204	A.L.2				C	"
205	A.L.3				C	"
206	A.L.4				C	"
207	A.L.5				C	"
208	A.L.6				C	"
209	A.L.7				C	"
210	A.L.8				C	"
211	A.L.10				C	"
212	A.L.12				C	"
213	A.L.14				C	"
214	A.L.16				C	"
	Stencils, lettering, condensed:—					
	Capitals:—					
215	C.C.2				C	"
216	C.C.3				C	"
217	C.C.4				C	"
218	C.C.5				C	"
219	C.C.6				C	"
220	C.C.7				C	"
221	C.C.8				C	"
222	C.C.10				C	"
223	C.C.12				C	"
224	C.C.14				C	"

RESTRICTED

RESTRICTED

DRAWING INSTRUMENTS AND DRAWING OFFICE EQUIPMENT

SECTION 13—cont.

1	2	3	4	5	6	7
	UNO STENCIL EQUIPMENT—cont.					
	Stencils, lettering, condensed—cont.					
	Capitals—cont.					
225	C.C.16	—	C	each
226	C.C.18	—	CC	"
227	C.C.20	—	CCC	"
228	C.C.24	—	CCCC	"
229	C.C.32	—	CCCCC	"
	Figures:—					
230	C.F.2	—	C	"
231	C.F.3	—	CC	"
232	C.F.4	—	CCC	"
233	C.F.5	—	CCCC	"
234	C.F.6	—	CCCCC	"
235	C.F.7	—	CCCCCC	"
236	C.F.8	—	CCCCCC	"
237	C.F.10	—	CCCCCC	"
238	C.F.12	—	CCCCCC	"
239	C.F.14	—	CCCCCC	"
240	C.F.16	—	CCCCCC	"
241	C.F.18	—	CCCCCC	"
242	C.F.20	—	CCCCCC	"
243	C.F.24	—	CCCCCC	"
244	C.F.32	—	CCCCCC	"
	Lower case:—					
245	C.L.2	—	C	"
246	C.L.3	—	CC	"
247	C.L.4	—	CCC	"
248	C.L.5	—	CCCC	"
249	C.L.6	—	CCCCC	"
250	C.L.7	—	CCCCCC	"
251	C.L.8	—	CCCCCC	"
252	C.L.10	—	CCCCCC	"
253	C.L.12	—	CCCCCC	"
254	C.L.14	—	CCCCCC	"
255	C.L.16	—	CCCCCC	"

RESTRICTED

RESTRICTED

DRAWING INSTRUMENTS AND DRAWING OFFICE EQUIPMENT
SECTION 13—cont.

1	2	3	4	5	6	7
	UNO STENCIL EQUIPMENT—cont.					
	Stencils, lettering, roman:—					
350	R.C.4	C	each
351	R.C.12	C	"
	Stencils, lettering, sloping:—					
	Capitals:—					
256	S.C.1 $\frac{1}{2}$	C	"
257	S.C.2	C	"
258	S.C.3	C	"
259	S.C.4	C	"
260	S.C.5	C	"
261	S.C.6	C	"
262	S.C.7	C	"
263	S.C.8	C	"
264	S.C.10	C	"
265	S.C.12	C	"
266	S.C.14	C	"
267	S.C.16	C	"
268	S.C.18	C	"
	Figures:—					
269	S.F.1 $\frac{1}{2}$	C	"
270	S.F.2	C	"
271	S.F.3	C	"
272	S.F.4	C	"
273	S.F.5	C	"
274	S.F.6	C	"
275	S.F.7	C	"
276	S.F.8	C	"
277	S.F.10	C	"
278	S.F.12	C	"
279	S.F.14	C	"
280	S.F.16	C	"
281	S.F.18	C	"
	Lower case:—					
282	S.L.1 $\frac{1}{2}$	C	"
283	S.L.2	C	"

RESTRICTED

RESTRICTED

DRAWING INSTRUMENTS AND DRAWING OFFICE EQUIPMENT

SECTION 13—cont.

1	2	3	4	5	6	7
	UNO STENCIL EQUIPMENT—cont.					
	Stencils, lettering, sloping—cont.					
	Lower case—cont.					
284	S.L.3	—	C	each
285	S.L.4	—	C	..
286	S.L.5	—	C	..
287	S.L.6	—	C	..
288	S.L.7	—	C	..
289	S.L.8	—	C	..
290	S.L.10	—	C	..
291	S.L.12	—	C	..
292	S.L.14	—	C	..
293	S.L.16	—	C	..
	Stencils, lettering, upright:—					
	Capitals:—					
294	U.C.1 $\frac{1}{2}$	—	C	..
295	U.C.2	—	C	..
296	U.C.3	—	C	..
297	U.C.4	—	C	..
298	U.C.5	—	C	..
299	U.C.6	—	C	..
300	U.C.7	—	C	..
301	U.C.8	—	C	..
302	U.C.10	—	C	..
303	U.C.12	—	C	..
304	U.C.14	—	C	..
305	U.C.16	—	C	..
306	U.C.18	—	C	..
307	U.C.20	—	C	..
308	U.C.24	—	C	..
309	U.C.32	—	C	..
	Figures:—					
310	U.F.1 $\frac{1}{2}$	—	C	..
311	U.F.2	—	C	..
312	U.F.3	—	C	..
313	U.F.4	—	C	..

RESTRICTED

RESTRICTED

DRAWING INSTRUMENTS AND DRAWING OFFICE EQUIPMENT
SECTION 13—*cont.*

1	2	3	4	5	6	7
	UNO STENCIL EQUIPMENT—<i>cont.</i>					
	Stencils, lettering, upright—<i>cont.</i>					
	Figures—<i>cont.</i>					
314	U.F.5			—	C	each
315	U.F.6			—	C	"
316	U.F.7			—	C	"
317	U.F.8			—	C	"
318	U.F.10			—	C	"
319	U.F.12			—	C	"
320	U.F.14			—	C	"
321	U.F.16			—	C	"
322	U.F.18			—	C	"
323	U.F.20			—	C	"
324	U.F.24			—	C	"
325	U.F.32			—	C	"
	Lower case:—					
326	U.L.1½			—	C	"
327	U.L.2			—	C	"
328	U.L.3			—	C	"
329	U.L.4			—	C	"
330	U.L.5			—	C	"
331	U.L.6			—	C	"
332	U.L.7			—	C	"
333	U.L.8			—	C	"
334	U.L.10			—	C	"
335	U.L.12			—	C	"
336	U.L.14			—	C	"
337	U.L.16			—	C	"
	Stencils, North Point:—					
338	No. 4			—	C	"
339	No. 5			—	C	"
	Stencils, outline:—					
	Alphabet:—					
415	1½ in.			—	C	"
357	2 in.			—	C	"
416	3 in.			—	C	"

For use with pencil.

RESTRICTED

RESTRICTED

DRAWING INSTRUMENTS AND DRAWING OFFICE EQUIPMENT
SECTION 13—cont.

1	2	3	4	5	6	7
	UNO STENCIL EQUIPMENT—cont.					
	Stencils, outline—cont.					
	Figures:—					
358	2 in.	For Works Study Staff only.			C	each
	Stencils, process chart:—					
394	Symbol, T.S.80 (pen)				C	"
395	Symbol, T.S.80 (pencil)				C	"
347	Trough, stencil cleaning				C	"
348	Wire, cleaning	Stainless Steel			C	"

RESTRICTED

RESTRICTED
14

DRAWING INSTRUMENTS AND DRAWING OFFICE EQUIPMENT

INDEX TO REFERENCE NUMBERS

SECTION 13—*cont.*

Ref. No.	Page No.	Ref. No.	Page No.	Ref. No.	Page No.	Ref. No.	Page No.	Ref. No.	Page No.	Ref. No.	Page No.	Ref. No.	Page No.	Ref. No.	Page No.	Ref. No.	Page No.	Ref. No.	Page No.
4	1	102	4	170	8	203	9	235	10	267	11	299	12	331	13	394	14	498	6
6	1	107	2	171	8	204	9	236	10	268	11	300	12	332	13	395	14	499	6
7	1	109	2	172	8	205	9	237	10	269	11	301	12	333	13	415	13	500	6
15	1	111	3	173	8	206	9	238	10	270	11	302	12	334	13	416	13	501	6
16	2	112	4	174	8	207	9	239	10	271	11	303	12	335	13	422	7	502	6
17	2	113	2	175	8	208	9	240	10	272	11	304	12	336	13	423	7	503	6
18	2	114	2	176	8	209	9	241	10	273	11	305	12	337	13	424	3	504	6
20	1	115	2	177	8	210	9	242	10	274	11	306	12	338	13	430	5	505	6
37	3	116	2	178	8	211	9	243	10	275	11	307	12	339	13	464	6	506	6
38	3	117	2	179	8	212	9	244	10	276	11	308	12	340	7	465	6	507	6
40	3	118	2	180	8	213	9	245	10	277	11	309	12	341	7	466	6	508	6
41	3	119	2	181	8	214	9	246	10	278	11	310	12	342	7	467	6	509	4
44	3	120	2	182	8	215	9	247	10	279	11	311	12	343	7	468	6	510	4
45	3	121	2	183	8	216	9	248	10	280	11	312	12	344	7	469	6	511	4
47	5	122	2	184	8	217	9	249	10	281	11	313	12	345	7	470	6	512	4
48	5	123	2	185	8	218	9	250	10	282	11	314	13	346	8	471	6	513	4
49	5	124	2	186	8	219	9	251	10	283	11	315	13	347	14	472	6	514	4
50	5	125	2	187	8	220	9	252	10	284	12	316	13	348	14	473	6		
51	5	128	3	188	8	221	9	253	10	285	12	317	13	349	5	474	6		
52	5	132	2	189	8	222	9	254	10	286	12	318	13	350	11	478	1		
58	5	133	2	190	8	223	9	255	10	287	12	319	13	351	11	479	1		
60	5	134	1	191	8	224	9	256	11	288	12	320	13	353	5	487	6		
66	5	137	4	192	8	225	10	257	11	289	12	321	13	357	13	488	6		
69	5	138	4	193	8	226	10	258	11	290	12	322	13	358	14	489	6		
78	2	140	8	194	8	227	10	259	11	291	12	323	13	362	7	490	6		
88	3	141	5	195	9	228	10	260	11	292	12	324	13	363	5	491	6		
89	3	142	5	196	9	229	10	261	11	293	12	325	13	364	4	492	6		
93	1	143	5	197	9	230	10	262	11	294	12	326	13	367	1	493	6		
94	1	144	5	199	9	231	10	263	11	295	12	327	13	379	1	494	6		
95	1	167	7	200	9	232	10	264	11	296	12	328	13	387	3	495	6		
97	3	168	7	201	9	233	10	265	11	297	12	329	13	392	5	496	6		
98	3	169	7	202	9	234	10	266	11	298	12	330	13	393	5	497	6		

RESTRICTED

Printed for Her Majesty's Stationery Office by McCordqudale, London.
(16/3/66). Dmd. 150054. 2,300. 31/5/66. 462/4.

RESTRICTED

VOCABULARY OF ROYAL AIR FORCE EQUIPMENT
PLOTTING EQUIPMENT
SECTION 54A
(14th July, 1959)

Ref. No.	NOMENCLATURE	Set Details		DETAIL	Class of Store	Denom. of Qty.
		Set Make-up	Total			
1	2	3	4	5	6	7
		AIR MINISTRY				
623	BASES, magnetic	Set of 100 bases	100	Circular, $\frac{1}{8}$ in. \times $\frac{3}{16}$ in. Mullard Type "Ticonal" T.S.1015.	B	set
	SYMBOLS:— Map plotting:—					
1343	Nuclear bomb		Plastic, $1\frac{1}{2}$ in. square \times .060 in. thick, on magnetic base. Matt finish.		each
1345	White		Vivid pink	B	"
	Maritime plotting:—			24 S.W.G. Tinplate material.		
	Coastal Convoy:—					
1295	Red	B	"

RESTRICTED

RESTRICTED

PLOTTING EQUIPMENT

SECTION 54A—cont.

1	2	3	4	5	6	7
		COASTAL COMMAND				
1542	ALPHABETS:— White on Black	25 letters excluding "I" ...	25	Plastic rectangle 1½ in. high		set
	HOLDERS, symbol:—	Set of 3 to hold 1, 2 and 3 symbols respectively.	3	Brass with toughened steel pins brazed on the back. For use with Ref. Nos. 1542 and 1546.		"
1547	Blue		"
1549	Orange		"
1548	Red		"
1550	White		"
	NUMERALS:—					
1546	White on Black	Set of 10 figures 0-9	10	Plastic rectangle 1½ in high		"
	SYMBOLS:—			23 S.W.G. mild steel, plastic covered, fitted with one pin.		
	Aircraft:—	Symbol No. 24.		Drawing Nos.:—		
1418	Blue and White		SC.45024/A		each
1419	Orange and White		SC.45024/C		"
1420	Red and White		SC.45024/B		"
1421	White and Black		SC.45024/D		"
	Aircraft carrier:—	Symbol No. 7.				
1422	Blue and White		SC.45007/A		"
	Air striking force target indicator:—	Symbol No. 28.				
1423	Blue		SC.45028/A		"
	Amphibious force:—	Symbol No. 13.				
1424	Blue on White		SC.45013/A		"
1425	Red on White		SC.45013/B		"
	Atomic strike:—	Symbol No. 29.				
1426	Blue		SC.45029/A		"
1427	Red		SC.45029/B		"
	Capital ship:—	Symbol No. 4.				
1428	Blue and White		SC.45004/A		"

RESTRICTED

Issued with A/I. 139 to A.P. 1086, Book 7, Second Edition

RESTRICTED

PLOTTING EQUIPMENT

SECTION 54A—cont.

1	2	3	4	5	6	7
		COASTAL COMMAND—cont.				
	SYMBOLS—cont.					
	Carrier force:—	Symbol No. 5.		Drawing Nos.:—		
1429	Blue on White		SC.45005/A		each
	Carrier group:—	Symbol No. 6.				
1430	Blue and White		SC.45006/A		"
	Coastal convoy:—	Symbol No. 17.				
1431	Blue and White		SC.45017/A		"
1432	Orange and White		SC.45017/C		"
1433	Red and White		SC.45017/B		"
1434	White and Black		SC.45017/D		"
	Coastal force:—	Symbol No. 12.				
1435	Blue and White		SC.45012/A		"
1436	Orange and White		SC.45012/C		"
1437	Red and White		SC.45012/B		"
	Cruiser (including cruiser mine-layer):—	Symbol No. 9.				
1438	Blue and White		SC.45009/A		"
1439	Orange and White		SC.45009/C		"
1440	Red and White		SC.45009/B		"
1441	White and Black		SC.45009/D		"
	Cruiser force:—	Symbol No. 8.				
1442	Blue on White		SC.45008/A		"
1443	Orange on White		SC.45008/C		"
1444	Red on White		SC.45008/B		"
1445	White on Black		SC.45008/D		"
	Destroyer:—	Symbol No. 11.				
1446	Blue and White		SC.40511/A		"
1447	Orange and White		SC.40511/C		"
1448	Red and White		SC.40511/B		"
1449	White and Black		SC.40511/D		"
	Destroyer force:—	Symbol No. 10.				
1450	Blue on White		SC.45010/A		"
1451	Orange on White		SC.45010/C		"
1452	Red on White		SC.45010/B		"
1453	White on Black		SC.45010/D		"

RESTRICTED

3

RESTRICTED

PLOTTING EQUIPMENT

SECTION 54A—cont.

1	2	3	4	5	6	7
	COASTAL COMMAND—cont.					
	SYMBOLS—cont.					
	Emergency/Attract attention:—	Symbol No. 33.		Drawing Nos.:—		
1454	Blue	SC.45033/A	అలలల	each
1455	Orange	SC.45033/C	అలలల	"
1456	Red	SC.45033/B	అలలల	"
1457	White	SC.45033/D	అలలల	"
	Escort Group:—	Symbol No. 19.				
1458	Blue on White	SC.45019/A	అలలల	"
1459	Orange on White	SC.45019/C	అలలల	"
1460	Red on White	SC.45019/B	అలలల	"
1461	White on Black	SC.45019/D	అలలల	"
	Escort vessel:—	Symbol No. 20.				
1462	Blue and White	SC.45020/A	అలలల	"
1463	Orange and White	SC.45020/C	అలలల	"
1464	Red and White	SC.45020/B	అలలల	"
1465	White and Black	SC.45020/D	అలలల	"
	Group of aircraft:—	Symbol No. 23.				
1466	Blue and White	SC.45023/A	అలలల	"
1467	Orange and White	SC.45023/C	అలలల	"
1468	Red and White	SC.45023/B	అలలల	"
1469	White and Black	SC.45023/D	అలలల	"
	Hunter/Killer group:—	Symbol No. 2.				
1470	Blue	SC.45002/A	అలలల	"
	Merchant ship:—	Symbol No. 18.				
1471	Blue and White	SC.45018/A	అలలల	"
1472	Orange and White	SC.45018/C	అలలల	"
1473	Red and White	SC.45018/B	అలలల	"
1474	White and Black	SC.45018/D	అలలల	"
	Mines:—	Symbol No. 30.				
1475	Blue	SC.45030/A	అలలల	"
1476	Red	SC.45030/B	అలలల	"
	Minesweeper:—	Symbol No. 15.				
1477	Blue and White	SC.45015/A	అలలల	"
1478	Orange and White	SC.45015/C	అలలల	"

RESTRICTED

4

Issued with A/L. 139 to A.P. 1086, Book 7, Second Edition

RESTRICTED

PLOTTING EQUIPMENT

SECTION 54A—cont.

1	2	3	4	5	6	7
		COASTAL COMMAND—cont.				
	SYMBOLS—cont.					
	Minesweeper—cont.	Symbol No. 15—cont.		Drawing Nos.:		
1479	Red and White		SC.45015/B	செ	each
1480	White and Black		SC.45015/D	செ	"
	Minesweeping group:—	Symbol No. 14.				
1481	Blue on White		SC.45014/A	செ	"
1482	Orange on White		SC.45014/C	செ	"
1483	Red on White		SC.45014/B	செ	"
1484	White on Black		SC.45014/D	செ	"
	Non-carrier force or group:—	Symbol No. 1.				
1485	Blue on White		SC.45001/A	செ	"
1486	Red on White		SC.45001/B	செ	"
	Ocean convoy:—	Symbol No. 16.				
1487	Blue on White		SC.45016/A	செ	"
1488	Orange on White		SC.45016/C	செ	"
1489	Red on White		SC.45016/B	செ	"
1490	White on Black		SC.45016/D	செ	"
	Port closed:—	Symbol No. 31.				
1491	Blue and White		SC.45031/A	செ	"
	Position doubtful:—	Symbol No. 32.				
1492	Blue and White		SC.45032/A	செ	"
1493	Orange and White		SC.45032/C	செ	"
1494	Red and White		SC.45032/B	செ	"
1495	White and Black		SC.45032/D	செ	"
	Rendezvous position:—	Symbol No. 27.				
1496	Blue on White		SC.45027/A	செ	"
	Replenishment group:—	Symbol No. 3.				
1497	Blue on White		SC.45003/A	செ	"
1498	Red on White		SC.45003/B	செ	"
	Submarine:—	Symbol No. 21.				
1499	Blue and White		SC.45021/A	செ	"
1500	Red and White		SC.45021/B	செ	"

RESTRICTED

RESTRICTED

5

PLOTTING EQUIPMENT

SECTION 54A—cont.

1	2	3	4	5	6	7
		COASTAL COMMAND—cont.				
	SYMBOLS—cont.					
	Unknown force:—					
1502	Orange and White	Symbol No. 25.		Drawing Nos.:—		each
1501	Red and White		SC.45025/B	କେ	..
			SC.45025/A		..
	Unknown vessel:—	Symbol No. 26.				
1504	Orange and White		SC.45026/B	କେ	..
1503	Red and White		SC.45026/A		..
	Vessel sunk:—	Symbol No. 22.				
1505	Blue on White		SC.45022/A	କେ	..
1506	Orange on White		SC.45022/C		..
1507	Red on White		SC.45022/B		..
1508	White on Black		SC.45022/D		..

RESTRICTED

Issued with A/L. 139 to A.P. 1086, Book 7, Second Edition

RESTRICTED

PLOTTING EQUIPMENT.

SECTION 54A—cont.

1	2	3	4	5	6	7
		FIGHTER COMMAND				
	ARROWS:—					
	Area raid:—					
1509	Type A	Set of 30 pieces	30	Plastic with magnetic metal strip near centre on both sides. 4½ in. long × 3½ in. wide overall.		set
1510	Type B	Set of 30 pieces	30	Obverse green. Reverse red/green ...	ab	"
809	Blue, Red, Orange	250 arrows of each colour	750	Obverse red. Reverse red/green ...	cc	"
	Spares:—			Magnetic material, 1½ in. × 1 in. ...		
1370	Blue	Set of 50 arrows	50	...	cccc	"
1371	Orange	Set of 50 arrows	50	...		"
1372	Red	Set of 50 arrows	50	...		"
2	Filtering, normal	10 arrows of each colour	70	1 in. high. Plastic. In seven colours, (Black, Blue, Green, Orange, Red, White and Yellow).		"
	Frontal:—			Plastic with magnetic metal strip near centre on both sides.		
	No. 1:—			5 in. length of leg × ¾ in. wide		
1511	Type A	Set of 30 pieces	30	Obverse green. Reverse green/red ...	ab	"
1512	Type B	Set of 30 pieces	30	Obverse red. Reverse green/red ...		"
	No. 2:—			3 in. length of leg × ¾ in. wide.		
1513	Type A	Set of 30 pieces	30	Obverse green. Reverse green/red ...	ab	"
1514	Type B	Set of 30 pieces	30	Obverse red. Reverse green/red ...		"
	No. 3:—			1½ in. length of leg × ¾ in. wide.		
1515	Type A	Set of 30 pieces	30	Obverse green. Reverse red/green ...	ab	"
1516	Type B	Set of 30 pieces	30	Obverse red. Reverse red/green ...		"
	Frontal raid:—			26 S.W.G. Stalloy. Obverse, bright		
				Orange with Red tip, Black embossed figures. Reverse, White with Red tip, Black embossed figures.		
1284	10		4 in. long × 1½ in. wide	B	each
1283	20		7 in. long × 1½ in. wide	B	"
1282	30		9 in. long × 1½ in. wide	B	"

RESTRICTED

7

Issued with A.L. 139 to A.P. 1086, Book 7, Second Edition.

RESTRICTED

PLOTTING EQUIPMENT.

SECTION 54A—cont.

1	2	3	4	5	6	7
		FIGHTER COMMAND—cont.				
	ARROWS:—cont. Mass, raid:—	One arrow of each combination.	100	Plastic. Obverse, combination of figures 10, 20, 30, 40, 50, 75, 100, 125, 150 and 200 in White on shank and head. Reverse same.		
997	Black, large		6 in. high. Fitted with metal strip 1 in. × ½ in. in centre on obverse and reverse. For use on G.S.M. table.	C	set
	Mass, raid, 10 × 10:—			Plastic. Obverse combination 10 × 10 in White on shank and head. Reverse same.		
1217	Black, large		As for Ref. No. 997	B	each
1218	Black, small		As for Ref. No. 998	B	,,
1219	Red, small		As for Ref. No. 999	B	,,
	Stream:—			1½ in. long × 1¼ in. wide overall.		
1517	Type A	Set of 90 pieces	90	Obverse green. Reverse green/red	B	set
1518	Type B	Set of 90 pieces	90	Obverse red. Reverse green/red	B	,,
	Triangular:—			Plastic, self-adhesive. To be locally manufactured from P.V.C. sheets (Ref. Nos. 1403, 1404 and 1405).		
1270	Red, plain	Set of 20 pieces	20	C	,,
1271	White, plain	Set of 20 pieces	20	C	,,
	BLOCKS, raid:—					
4	1 tier, horizontal centrepiece	Set of 50 blocks	50	Metal. With centrepiece 2 in. long	C	,,
1254	1 tier, vertical centrepiece	Set of 50 blocks	50	Metal. With centrepiece 2 in. long	C	,,
110	CALCULATORS, speed		Plastic	C	each
	COUNTERS:—					
6	Corner area, filtering	4 counters numbered respectively 1 to 4.	4	Figures 1 to 4. White on Black	B	set

RESTRICTED

RESTRICTED

B

PLOTTING EQUIPMENT.

SECTION 54A—cont.

1	2	3	4	5	6	7	
		FIGHTER COMMAND—cont.					
	COUNTERS—cont.						
	Directional plotting:—						
269	Type 7/CEW (Comb.)	5 of each counter of each colour.	175	Obverse dots 1 to 5. Reverse Arabic 1 to 5. In seven colours. Stalloy		set	
	Fighter plotting, A—Z series:—						
580	Red arrow on Red base	3 counters, one plain and two labelled respectively "F" and "T".	3	...		"	
	I.F.F.:—						
11	Mark 3	5 counters of each colour ...	35	Obverse IF, reverse IF, with Bar. In seven colours.		"	
25	S.O.S.	5 counters of each colour ...	35	Obverse S.O.S., reverse S.O.S. with bar. In seven colours.		"	
	Plan position:—						
	Lettered:—						
1237	F	10 counters of each colour ...	70	Plastic, $\frac{5}{8}$ in. diam. In seven colours. Obverse letter, reverse plain.		"	
1238	W	10 counters of each colour ...	70	In seven colours. Obverse letter, reverse plain.		"	
	Numbered:—						
1233	7	10 counters of each colour ...	70	Plastic, $\frac{5}{8}$ in. diam. In seven colours. Obverse number, reverse plain.		"	
1234	8	10 counters of each colour ...	70	In seven colours. Obverse number, reverse plain.		"	
1235	9	10 counters of each colour ...	70	In seven colours. Obverse number, reverse plain.		"	
1236	80	10 counters of each colour ...	70	In seven colours. Obverse number, reverse plain.		"	
13	Obverse dots, 1-5, reverse Arabic 1-5	5 of each counter of each colour.	175	In seven colours.		"	
	Plotting arrows, $\frac{13}{16}$ in. high:—						
15	Blue	Set of 100 arrows.	100	Plastic.		"	
17	Orange		"	
16	Red		"	

RESTRICTED

Issued with A/L. 139 to A.P. 1086, Book 7, Second Edition.

9

RESTRICTED

PLOTTING EQUIPMENT.

SECTION 54A—cont.

1	2	3	4	5	6	7
	COUNTERS—cont.	FIGHTER COMMAND—cont.				
	Plotting arrows, $\frac{13}{16}$ in. high:—	Set of 100 arrows.	100	Stalloy.		set
251	Blue
253	Orange
252	Red
	Plotting discs, $\frac{3}{4}$ in. diam.:—	Set of 100 discs.	100	Plastic.		..
18	Blue
19	Red
	Plotting discs, $\frac{3}{4}$ in. diam.:—	Set of 100 discs.	100	Stalloy.		..
254	Blue
256	Orange
255	Red
	Plotting discs, 1 in. diam.:—	Set of 100 discs.	100	Stalloy.		..
327	Blue
326	Red
328	Yellow
	Plotting shields, $\frac{11}{16}$ in. wide:—	Set of 100 shields.	100	Plastic.		..
21	Blue
23	Orange
22	Red
	Plotting shields, $\frac{11}{16}$ in. wide:—	Set of 100 shields.	100	Stalloy.		..
257	Blue
259	Orange
258	Red
	Plotting shields, 1 in. wide:—	Set of 100 shields.	100	Stalloy.		..
615	Blue
616	Orange
614	Red
	DISCS, plotting:—					
	Multi-directional:—			2½ in. diam. Plastic with magnetic metal strip.		
1519	Type A... ..	Set of 10 pieces	10	Obverse green. Reverse red/green
1520	Type B... ..	Set of 10 pieces	10	Obverse red. Reverse red/green

RESTRICTED

10

RESTRICTED

PLOTTING EQUIPMENT.

SECTION 54A—cont.

1	2	3	4	5	6	7
		FIGHTER COMMAND—cont.				
	FIGURES:—					
	Black on White 1½ in. deep × ¾ in. wide:—			Metal magnetic. 24 S.W.G. material.		
				Figures 1½ in. high.		
1521	1-20	80 pieces of each figure ...	1600	செவ்வெண்	set
1522	21-40	40 pieces of each figure ...	800	செவ்வெண்	"
1523	41-100	24 pieces of each figure ...	1440	செவ்வெண்	"
1524	101-200... ..	16 pieces of each figure ...	1600	செவ்வெண்	"
	Black on White, 1¼ in. deep × 1 in. wide:—			Metal, magnetic, 24 S.W.G. material.		
1145	1, 2, 3+	50 pieces of each figure ...	150	செவ்வெண்	"
1146	6+, 9+	25 pieces of each figure ...	50	செவ்வெண்	"
1147	15+	Set of 10 pieces ...	10	செவ்வெண்	"
1148	25+, 50+, 75+, 100+, 150+	10 pieces of each figure ...	50	செவ்வெண்	"
1149	200+, 250+, 300+	5 pieces of each figure ...	15	செவ்வெண்	"
	Black on White, 1½ in. deep × 1½ in. wide:—					
1065	1, 2, 3+	50 pieces of each figure ...	150	செவ்வெண்	"
1066	6+, 9+	25 pieces of each figure ...	50	செவ்வெண்	"
1067	15+	Set of 10 pieces ...	10	செவ்வெண்	"
1068	25+, 50+, 75+, 100+, 150+	10 pieces of each figure ...	50	செவ்வெண்	"
1069	200+, 250+, 300+, 400+, 500+	5 pieces of each figure ...	25	செவ்வெண்	"
	Black on Yellow, 1½ in. deep × ¾ in. wide:—			Metal, magnetic. 24 S.W.G. material.		
				Figures 1½ in. high.		
1525	2-70	10 pieces of each figure ...	690	செவ்வெண்	"
	Identification rectangular:—			Plastic on magnetic base.		
484	0-9, White on Black... ..	10 of each figure ...	100	செவ்வெண்	"
485	0-9, White on Red	100	செவ்வெண்	"
	Strength:—			Plastic.		
49	0-9, White on Red	Set of 10 figures. ...	10	செவ்வெண்	"
	White on Black, 1½ in. deep × ¾ in. wide:—			Metal, magnetic. 24 S.W.G. material.		
				Figures 1½ in. high.		
1526	1-20	80 pieces of each figure ...	1,600	செவ்வெண்	"
1527	21-40	40 pieces of each figure ...	800	செவ்வெண்	"
1528	41-100	24 pieces of each figure ...	1,440	செவ்வெண்	"
1529	101-200... ..	16 pieces of each figure ...	1,600	செவ்வெண்	"

RESTRICTED

Issued with A/L 139 to A.P. 1086, Book 7, Second Edition.

RESTRICTED

PLOTTING EQUIPMENT

SECTION 54A—cont.

1	2	3	4	5	6	7
		FIGHTER COMMAND—cont.				
1070	FIGURES—cont. White on Blue, 1$\frac{1}{8}$ in. deep × 1$\frac{1}{8}$ in. wide:— 1, 2, 4, 6, 8, 10, 12, 14, 16, 18, 20, 22, 24, 26, 28, 30, 32, 34, 36, 38, 40, 42, 44, 46, 48, 50.	25 pieces of each figure ...	650	Metal, magnetic, 24 S.W.G. material.	B	set
29	HALMAS	5 Halmas of each colour ...	15	Plastic. In Blue, Red and Yellow ...	B	”
1107	HOOK-ON EQUIPMENT:— “AA”, figures 0-50	50 pieces of each figure 0-20, and 20 pieces of each figure 21-50.	1,650	24 S.W.G. aluminium, 1 $\frac{1}{4}$ in. × 1 $\frac{1}{4}$ in. Figures Black on White background, 1 $\frac{1}{8}$ in. high and $\frac{1}{8}$ in. width of stroke.	B	”
1126	“AA”, plaques, 8$\frac{1}{2}$ in. long × 2$\frac{1}{4}$ in. deep ...	25 pieces of each plaque ...	150	Aluminium. Black lettering on White background.	B	”
	Consisting of:—					
1119	Convoy escort	B	each
1120	Exercise	B	”
1121	Intercept	B	”
1122	Patrol	B	”
1123	P.I.s	B	”
1124	Tally-ho	B	”
1125	“AA”, plaques, 12 in. long × 2$\frac{1}{4}$ in. deep ...	10 pieces of each plaque ...	100	Aluminium. Black lettering on White background.	B	set
	Consisting of:—					
1109	Air to air firing	B	each
1110	Air-ground firing	B	”
1111	Form practice	B	”
1112	Instr. flying	B	”
1113	Low flying	B	”
1114	Practice flight	B	”
1115	Reinforcement A	B	”
1116	Reinforcement H	B	”
1117	Transit FLT	B	”
1118	Weather test	B	”

RESTRICTED

RESTRICTED

Handwritten mark

PLOTTING EQUIPMENT.

SECTION 54A—cont.

1	2	3	4	5	6	7
	HOOK-ON EQUIPMENT—cont.	FIGHTER COMMAND—cont.				
	“AA”, plaques, 12 in. long × 2½ in. deep—cont.					
	Accessories:—					
1163	Plain, White		Issued as required	each
	“AA”, plaques, plain:—					
1108	Amber, Green and Red	50 pieces of each colour ...	150	set
	Spares:—					
1373	Amber	each
1185	Green (gun tight)	”
1374	Red	”
	Figures:—					
	Black on Yellow:—					
501	0-9	Set of 10 figures	10	Metal	set
	White on Black:—					
494	0	Sets of 10 figures	10	Metal	”
493	0-9	”
495	1	”
	Letters:—					
	Black on Yellow:—					
529	“H”	Sets of 10 letters		Metal	”
530	“X”	”
	Red on White:—					
502	“A-Z” ex. “X”	1 of each letter	25	Metal	”
	Signs:—					
	Plain, 1 in. × 1½ in.:—					
569	Red	Sets of 10 signs	10	Metal	”
570	Yellow	”
	Plain, 5 in. × 1½ in.:—					
578	Blue	Sets of 10 signs	10	Metal	”
579	White	”
577	Yellow	”
568	Test, Red on White	Set of 10 signs	10	Metal	”

RESTRICTED

RESTRICTED

PLOTTING EQUIPMENT.

SECTION 54A—cont.

1	2	3	4	5	6	7
	HOOK-ON PLAQUES:—	FIGHTER COMMAND—cont.		24 S.W.G. aluminium. Depth of face $2\frac{1}{4}$ in. Printed with characters $1\frac{3}{4}$ in. high and $\frac{3}{16}$ in. width of stroke.		
841	Figures:— Black on White, 0-9... ..	35 plaques of figures 0 and 1 and 10 plaques of figures 2-9.	150	$1\frac{1}{2}$ in. width of face		set
	Spares:— Figures, Black on White:—	Each figure in sets of 5.	5	$1\frac{1}{2}$ in. width of face. Issued as required.		
1164	0
1165	1
1166	2
1167	3
1168	4
1169	5
1170	6
1171	7
1172	8
1173	9
834	Black on Yellow, 0-9	35 plaques of figures 0 and 1, and 10 plaques of figures 2-9.	150	$1\frac{1}{2}$ in. width of face
835	White on Black, 0-9... ..	35 plaques of figures 0 and 1, and 10 plaques of figures 2-9.	150
833	Letters:— Black on White, "A" to "Z"	10 plaques of each letter ...	260	$1\frac{1}{2}$ in. width of face.
	Spares:— Letters, Black on White:—					
1174	"A"	Set of 10 letters	10
1175	"O"	Set of 10 letters	10
1176	"E"	Set of 10 letters	10
836	Black on Yellow, "H"	Set of 10 plaques	10
837	Black on Yellow, "M"	Set of 10 plaques	10
838	Black on Yellow, "X"	Set of 10 plaques	10

RESTRICTED

17

RESTRICTED

PLOTTING EQUIPMENT.

SECTION 54A—cont.

1	2	3	4	5	6	7
	HOOK-ON-PLAQUES—cont.	FIGHTER COMMAND—cont.				
	Plain:—			No printing.		
839	Black, Blue, Brown, Green, Pink, Red, White and Yellow.	20 plaques of each colour ...	160	1½ in. wide × 2¼ in. deep ...	२०	set
989	Red, Amber and Green	50 plaques of each colour ...	150	1½ in. wide × 2¼ in. deep. 25 S.W.G. ...	२०	..
	White:—	Set of 100 plaques.	100		२०	..
840	1½ in. × 2¼ in.	२०	..
843	2¼ in. × 2¼ in.	25 S.W.G.	२०	..
844	4 in. × 2¼ in.	25 S.W.G.	२०	..
842	8½ in. × 2¼ in.	24 S.W.G.	२०	..
	LETTERS:—			Metal, magnetic, 24 S.W.G. material, 1½ in. deep × ⅝ in. wide.		
	Black on Yellow:—					
1150	"H", "M", "X"	50 pieces of each letter ...	150	२०	..
	White on Red:—					
1154	"A", "F"	50 pieces of each letter ...	100	२०	..
	LETTERS:—					
	Black on Yellow:—			Metal, magnetic, 24 S.W.G. material, 1¼ in. deep × ⅝ in. wide.		
1071	"H", "M", "X"	50 pieces of each letter ...	150	२०	..
	White on Red:—					
1072	"F", "A"	50 pieces of each letter ...	100	२०	..
	LETTERS, identification:—					
	Circular, Plastic on magnetic base:—					
	Black on Yellow:—	Set of 10 letters.	10			
308	"H"	२०	..
309	"X"	२०	..
	Red on White:—	Set of 10 letters.	10			
312	"A"	२०	..
311	"B"	२०	..
310	"F"	२०	..
313	"K"	२०	..

RESTRICTED

Issued with A/L. 139 to A.P. 1086, Book 7, Second Edition.

IS

RESTRICTED

Handwritten signature/initials

PLOTTING EQUIPMENT.

SECTION 54A—cont.

1	2	3	4	5	6	7
		FIGHTER COMMAND—cont.				
	LETTERS, identification—cont.					
	Rectangular, Plastic:—					
	Black on Yellow:—					
329	“H”	Set of 10 letters	10	1½ in. high	८६	set
432	“M”	Set of 10 letters	10	1 in. high... ..	८६	”
	Rectangular, Plastic on magnetic base:—					
	Black on Orange:—					
488	“B”	Set of 5 letters	5	८६	”
	Black on Yellow:—					
	“H”	Set of 10 letters.	10	८६	”
466	“M”	८६	”
467	“X”	८६	”
	White on Black:—					
483	“A” to “Z”	1 of each letter	26	८६	”
	White on Red:—					
473	“A”	Set of 10 letters.	10	८६	”
472	“B”	८६	”
471	“F”	८६	”
606	NUMBERS, track	1 of each figure in each colour	70	Plastic. Figures 0 to 9. In seven colours.	८६	”
	PLAQUES:—					
	Fighter, symbols, attachable:—					
1073	Indicators, height, with figures 1, 2, 4, 6, 8, 10, 12, 14, 16, 18, 20, 22, 24, 26, 28, 30, 32, 34, 36, 38, 40, 42, 44, 46, 48, 50.	5 pieces of each number	130	Metal, magnetic, 24 S.W.G. material, 1¼ in. deep × 1 in. wide. White figures on Blue background	८६	”
1074	R.T. channel with figures 1-20	5 pieces of each number	100	White figures on Black background	८६	”
1075	Strength, with figures 1, 2, 4, 6, 8, 10, 12, 14, 16, 18, 20, 22, 24, 26, 28, 30, 32, 3+, 6+, 9+, 15+, 25+, 50+, 75+, 100+.	5 pieces of each number	125	Black figures on White background	८६	”












RESTRICTED

RESTRICTED

6

PLOTTING EQUIPMENT.

SECTION 54A—cont.

1	2	3	4	5	6	7
		FIGHTER COMMAND—cont.				
1044	PLAQUES—cont. Figures, 1 to 3	1 piece of each figure in each colour.	15	Metal, 24 S.W.G. In Black, Blue, Green, Grey and Red. Figures in White 1½ in. high, printed on both sides		set
1239	Figures, 1 to 4	1 piece of each figure in White on Yellow background, and 1 piece of each figure in Black on White background.	8	Metal, 24 S.W.G. Figures 1½ in. high, printed on both sides.		„
	Hook-on letters:—			Metal, 1½ in. wide × 1½ in. high × 24 S.W.G. thick. Black background with White letters ¾ in. high.		
1047	H.2.S.		each
1135	H.F.		„
1178	R.		„
1048	V.H.F.		„
1350	Non-directional, Fig. 3	1 of each plaque	6	Metal, magnetic, 24 S.W.G. material. In colours Red, Black, Green, Yellow, Blue and White, with figure 3 (1½ in. high) on both sides of each plaque. Figure 3 in White on the Red, Black, Blue and Green plaques, and Black on the Yellow and White plaques.		set
	Plain:—			Metal, magnetic, 24 S.W.G. material. 1½ in. deep × ¾ in. wide		each
1202	Yellow		1½ in. deep × ¾ in. wide		each
1076	Yellow	Set of 100 pieces		1½ in. deep × ¾ in. wide		set
	Raid:—					
1077	Fighter, table		Cast block. Overall dimensions 3½ in. × 3¼ in. Grooved to take two plastic slides and slotted with three apertures for attachable symbols.		each

RESTRICTED

Issued with A/L. 139 to A.P. 1086, Book 7, Second Edition.

RESTRICTED

197

PLOTTING EQUIPMENT.

SECTION 54A—cont.

1	2	3	4	5	6	7
	PLAQUES—cont.	FIGHTER COMMAND—cont.				
	Raid—cont.					
1156	G.S.M.		Cast block, 3¼ in. wide × 2 ⁹ / ₁₆ in. deep. Grooved to take a plastic slide, and slotted with three apertures for attachable symbols.		each
1078	G.S.M.		Cast block. Overall dimensions: 3¼ in. × 3¼ in. Grooved to take a plastic slide, and slotted with three apertures for attachable symbols.		"
1355	G.S.M. Blank		18 S.W.G. aluminium block 2½ in. square, slotted with three apertures for attachable symbols. H.Q.F.C. only.		"
	G.S.M. numbered:—			18 S.W.G. aluminium block 2½ in. square, slotted with three apertures for attachable symbols. Figures in White and "mock" symbol fig. 1. Black on White. H.Q.F.C. only.		
1352	100 to 349	Set of 250 plaques	250		set
1353	350 to 599	Set of 250 plaques	250		"
1354	600 to 990	Set of 400 plaques	400		"
	Symbols, attachable:—			25 S.W.G. magnetic material. Depth of face 1½ in. Printed with 1 in. high characters, ¼ in. width of stroke. ⅝ in. width of face.		
830	Letters, Black on Yellow:— "H", "M", "X"	50 symbols of each letter ...	150		"
	Window:—					
1400	Centimetric		24 S.W.G. metal, 2½ in. square. Obverse Red, reverse White, with Red rounded arrow.		each
1240	Metric		Metal, 3 in. × 3 in. × 24 S.W.G. thick. Obverse Grass Green, reverse Red, with Grass Green rounded arrow.		"

RESTRICTED

RESTRICTED

18

PLOTTING EQUIPMENT.

SECTION 54A—cont.

1	2	3	4	5	6	7
		FIGHTER COMMAND—cont.				
	PLAQUES—cont.					
	Window—cont.					
1401	Metric	24 S.W.G. metal, 2½ in. square. Obverse Grass Green, reverse Red, with Grass Green rounded arrow.	<i>2</i>	each
1211	PROJECTORS, identification pointer, Mark 2	For projecting selected symbols ...	A	..
	Spares:—					
1412	Adapters	A	..
1359	Handles, pistol, grip	All demands to Air Ministry	<i>19</i>	..
1406	Lampholder assemblies	Complete	<i>19</i>	..
	RODS, plotting:—					
1264	3 feet	Metal, magnetic, with grab lifting device.	A	..
1267	3 feet	H.Q.F.C. only. Metal, magnetic, with grab lifting device.	A	..
1265	4 feet	Metal, magnetic, with grab lifting device.	A	..
1268	4 feet	H.Q.F.C. only. Metal, magnetic, with grab lifting device.	A	..
1106	5 feet	Magnetic, with grab lifting device ...	A	..
1266	5 feet	Metal, magnetic, with grab lifting device.	A	..
1269	5 feet	H.Q.F.C. only. Metal, magnetic, with grab lifting device.	A	..
	Spares:—					
1414	Claws, movable, long	C/w screws. For Ref. Nos. 1267, 1268 and 1269. H.Q.F.C. only.	A	..
1413	Claws, movable, short	C/w screws. For Ref. Nos. 1264, 1265 and 1266.	A	..

RESTRICTED

19

Issued with A/L 139 to A.P. 1086, Book 7, Second Edition.

RESTRICTED

PLOTTING EQUIPMENT

SECTION 54A—cont.

1	2	3	4	5	6	7
		FIGHTER COMMAND—cont.				
1249	SCREENS, early warning, continental	7 ft. 6 ins. high × 5 ft. 6½ in. wide and with 5 ft. square "Perspec" screens. H.Q.F.C. 4324.	A	each
—	Spares:— Lamps, filament (architectural)	Reference 5L/9969705. White opal, 48 in. long, 240 volts, 150 watts.	—	—
	SHEETS, P.V.C., polished:—			24 in. × 13½ in. For manufacture of Ref. No. 1270, 1271 and 1272.		
1404	Lemon	C	sheet.
1403	Red	C	"
1405	White	C	"
30	SHIELDS	10 shields of each colour ...	70 Plastic. In seven colours	C	set
	SQUARES:—			Plastic.		
52	I.F.F.	Set of 5 squares	5 Obverse IF, reverse IF and Bar. White on Green.	Ⓢ	"
	STRIPS, plastic:—			Matt finish. Countersunk letters in White.		
	Black:—					
	¾ in. wide × ¾ in. deep:—					
	Lettered:—					
1079	"A", "B", "C", "D", "E"	10 pieces of each letter ...	50 Letters ¾ in. high	Ⓢ	"
1177	"F", "I", "O", "X"	10 pieces of each letter ...	40 Letters ¾ in. high	Ⓢ	"
1080	"G", "H", "K", "M", "N"	10 pieces of each letter ...	50 } Letters ¾ in. high	Ⓢ	"
1082	"J", "L", "P", "Q", "R", "S", "Z"	5 pieces of each letter ...	35 } Letters ¾ in. high	Ⓢ	"
1081	"T", "U", "V", "W", "Y"	10 pieces of each letter ...	50 } Letters ¾ in. high	Ⓢ	"
	1½ in. wide × ¾ in. deep:—					
	Numbered:—					
1083	10 to 99	1 piece of each combination ...	90 Countersunk figures in White, ¾ in. high.	Ⓢ	"
	1½ in. wide × ¾ in. deep:—					
1085	Plain	Set of 50 pieces	50	Ⓢ	"

RESTRICTED

20

RESTRICTED

PLOTTING EQUIPMENT.

SECTION 54A—cont.

1	2	3	4	5	6	7
		FIGHTER COMMAND—cont.				
	STRIPS, plastic—cont. Black—cont. 2 in. wide × 3/8 in. deep:— Numbered:—					
1084	100 to 999	1 piece of each combination	900	Countersunk figures in White, 3/8 in. high. Matt finish.	3	set
	White:— 1 1/2 in. wide × 3/8 in. deep:— Plain	Set of 100 pieces	100	3	"
1098	1 1/2 in. wide × 3/8 in. deep:— Plain	Set of 100 pieces	100	3	"
1099	Yellow:— 1 in. wide × 3/8 in. deep:— Lettered:— "H", "M", "X"	50 pieces of each letter	150	Letters 3/8 in. high	3	"
1100	2 1/2 in. wide × 3/8 in. deep:— Numbered:— 100 to 999	1 piece of each combination	900	Figures painted in Black, 3/8 in. high.	3	"
1102	3 1/2 in. wide × 3/8 in. deep:— Lettered:— "TARGET"	Set of 50 pieces	50	Letters painted in Black, 3/8 in. high.	3	"
1101	Plain	Set of 50 pieces	50	3	"
1103						
1127	STRIPS, plastic, formation Consisting of:— Flight:— White "FLT" on Blue	1 piece of each strip... ..	12	Matt finish. 3/8 in. deep × 1 1/2 in. wide	3	"
1086	White "FLT" on Red				B	each
1087	Section:— Black "SEC" on Brown				B	"
1088	Black "SEC" on Pink				B	"
1089	Black "SEC" on Yellow				B	"
1090	Red "SEC" on White				B	"
1091	White "SEC" on Black				B	"
1092						

RESTRICTED

27

Issued with A/L 139 to A.P. 1086, Book 7, Second Edition.

RESTRICTED

PLOTTING EQUIPMENT.

SECTION 54A—cont.

1	2	3	4	5	6	7
		FIGHTER COMMAND—cont.				
	STRIPS, plastic, formation—cont. Consisting of— <i>cont.</i> Section—cont.					
1093	White "SEC" on Blue	B	each
1094	White "SEC" on Green	B	"
1095	White "SEC" on Red	B	"
	Squadron:—					
1096	Black "SQN" on White	B	"
	Wing:—					
1097	White "W" on Black	B	"
	SYMBOLS:—					
	Convoy:—	Set of 10 symbols	10	Plastic.		
57	Black	B	set
58	Blue	B	"
60	Green	B	"
61	Red	B	"
59	Red on White...	B	"
62	Yellow	B	"
	TABLES, plotting:—					
936	Naval plotting	A	each
935	Track continuity	A	"
	Training:—					
				Provisioned for special requirements as notified by relevant Command Headquarters.		
956	6 ft. 1 in. × 6 ft. 1 in.	A	"
957	9 ft. × 9 ft., eight sided	A	"
	TABLES, wood:—					
				Provisioned only for special requirements as notified by relevant Command Headquarters.		
744	Fighter plotting	A	"
741	General situation map	A	"

RESTRICTED

RESTRICTED

Handwritten: AL 48

Handwritten: RR

PLOTTING EQUIPMENT.

SECTION 54A—cont.

1	2	3	4	5	6	7	
		FIGHTER COMMAND—cont.					
	TABLES, wood—cont.						
745	Main operations room...	A each	
742	Track production	A "	
750	Triangulation fixer	A "	

RESTRICTED

Issued with A/L. 139 to A.P. 1086, Book 7, Second Edition.

RESTRICTED

23

PLOTTING EQUIPMENT

SECTION 54A—cont.

1	2	3	4	5	6	7	
	MISCELLANEOUS EQUIPMENT						
	CINEMOID SHEET:—			Sheets 48 in. × 20 in. For Flight planning sections only.			
1530	Magenta No. 13	C	sheet	
1531	Orange No. 5	C	"	
1532	Steel blue, No. 17	C	"	
1533	Yellow, No. 1	C	"	
	DISCS, vehicle fleet:—			Specifically for use in accordance with A.P.3090, Section 2, Chapter 2, paras 31 to 38 (incl.).			
	White plastic:—			$\frac{1}{16}$ in. thick × $1\frac{1}{4}$ in. diam. Pierced hole $\frac{3}{16}$ in. diam. Obverse red numbers. Reverse green numbers.			
	Numbered:—						
1273	1-25	Set of 25 discs	25	...	S S S S S S S S S S	set	
1274	26-50	Set of 25 discs	25	...		"	
1275	51-75	Set of 25 discs	25	...		"	
1276	76-100... ..	Set of 25 discs	25	...		"	
1277	101-125	Set of 25 discs	25	...		"	
1278	126-150	Set of 25 discs	25	...		"	
1279	151-200	Set of 50 discs	50	...		"	
1280	201-300	Set of 100 discs	100	...		"	
1281	301-350	Set of 50 discs	50	...		"	
1407	351-400	Set of 50 discs	50	...		"	
1408	401-500	Set of 100 discs	100	...	"		
	TAPE, P.V.C., flexible:—			Reels, 500 yds. For Flight planning sections only.			
1534	Light-blue, No. 1	} Nominal width 0-05 in. Nominal thickness 0-030 in.	C	reel	
1535	White, No. 19				

RESTRICTED

Issued with A/L. 139 to A.P. 1086, Book 7, Second Edition.

RESTRICTED

24

PLOTTING EQUIPMENT

SECTION 54A—cont.

1	2	3	4	5	6	7
	MISCELLANEOUS EQUIPMENT—cont.					
	THONGING, P.V.C. flexible:—					
1536	Light-blue, No. 1	Reels, 500 yds. For Flight planning sections only. Nominal width 0.10 in. Nominal thickness 0.025 in. Flat one side, curved the other.	C	reel
	THREAD, P.V.C., flexible:—					
1537	Black, No. 20	} Reels, 500 yds. For Flight Planning sections only. Nominal diam. 0.05 in.		
1538	Red, No. 10		C	„

RESTRICTED

25

RESTRICTED

PLOTTING EQUIPMENT

SECTION 54A—cont.

1	2	3	4	5	6	7
		ROYAL OBSERVER CORPS				
1261	ARROWS, area	1 arrow of each colour	7	Plastic. In seven colours	A	set
—	BASES, magnetic	Ref. No. 623	—	—
996	BASES, magnetic	Diagonal, $\frac{1}{2}$ in. wide \times $\frac{11}{16}$ in. high \times $\frac{5}{16}$ in. deep at one end and $\frac{1}{16}$ in. at the other end. Mullard Type "Ticonal" TS.1069.	B	prs.
271	BOARDS, plotting, magnetic	Metal 5 ft. 0 in. square. Long range	A	each
612	Brackets, bottom	B	pair
611	Brackets, side	B	"
613	Brackets, top	B	"
426	Stands	B	each
610	Trays, metal	B	"
	COUNTERS:—					
	Area corners, Plastic:—					
—	White on Black, 1 to 4	Ref. No 6	—	—
	Area corners, Plastic on magnetic base:—					
209	White on Black, 1 to 4	1 counter of each number	4	...	B	set.
	Plotting arrows, plastic:—					
—	Blue	Ref. No. 15	—	—
734	Green	Set of 100 arrows	100	...	B	set
—	Red	Ref. No. 16	—	—
735	White	Set of 100 arrows	100	...	B	set
	Plotting arrows, plastic on magnetic base:—					
201	Blue, Green, Red, White and Yellow	1 arrow of each colour	5	...	B	set
	Plotting discs, plastic:—					
736	Black	Set of 100 discs	100	...	B	"
—	Blue	Ref. No. 18	—	—

RESTRICTED

Issued with A/L. 139 to A.P. 1086, Book 7, Second Edition

RESTRICTED

26

PLOTTING EQUIPMENT

SECTION 54A—cont.

1	2	3	4	5	6	7
	ROYAL OBSERVER CORPS—cont.					
	COUNTERS—cont.					
	Plotting discs, plastic—cont.					
737	Green	Set of 100 discs	100	set
—	Red	100	Ref. No. 19	...	set
738	White	Set of 100 discs	100	set
1256	Yellow	Set of 100 discs	100	"
	Plotting shields, plastic:—					
—	Blue	Ref. No. 21	...	—
739	Green	Set of 100 shields	100	set
—	Red	Ref. No. 22	...	—
740	White	Set of 100 shields	100	set
625	Sound, plastic, blue	Set of 100 counters	100	"
	FIGURES, identification:—					
	Plastic:—					
		Set of 10 figures.	10	Circular, White on Black.		
669	0	"
670	1	"
671	2	"
672	3	"
673	4	"
674	5	"
675	6	"
676	7	"
677	8	"
678	9	"
732	+	"
733	—	"
	Plastic on magnetic base:—					
187	+	Set of 10 figures	10	Circular, ½ in. diam.	...	"
1258	0-5	10 of each number	60	"
1259	6-9	10 of each number	40	"

RESTRICTED

RESTRICTED

27

PLOTTING EQUIPMENT

SECTION 54A—cont.

1	2	3	4	5	6	7
	ROYAL OBSERVER CORPS—cont.					
	LETTERS, identification:—					
	Plastic:—					
	Black on Yellow:—					
666	“M”	Set of 10 letters.	10	Circular, ½ in. diam.	set	set
665	“X”	Set of 10 letters.	10	Circular, ½ in. diam.	set	set
653	Red on White:—					
651	“A”	Set of 10 letters.	10	Circular, ½ in. diam.	set	set
654	“F”	Set of 10 letters.	10	Circular, ½ in. diam.	set	set
654	“K”	Set of 10 letters.	10	Circular, ½ in. diam.	set	set
661	“L”	Set of 10 letters.	10	Circular, ½ in. diam.	set	set
626	White on Black:—					
627	“A”	Set of 10 letters.	10	Circular, ½ in. diam.	set	set
628	“B”	Set of 10 letters.	10	Circular, ½ in. diam.	set	set
629	“C”	Set of 10 letters.	10	Circular, ½ in. diam.	set	set
630	“D”	Set of 10 letters.	10	Circular, ½ in. diam.	set	set
631	“E”	Set of 10 letters.	10	Circular, ½ in. diam.	set	set
632	“F”	Set of 10 letters.	10	Circular, ½ in. diam.	set	set
633	“G”	Set of 10 letters.	10	Circular, ½ in. diam.	set	set
634	“H”	Set of 10 letters.	10	Circular, ½ in. diam.	set	set
635	“I”	Set of 10 letters.	10	Circular, ½ in. diam.	set	set
636	“J”	Set of 10 letters.	10	Circular, ½ in. diam.	set	set
637	“K”	Set of 10 letters.	10	Circular, ½ in. diam.	set	set
638	“L”	Set of 10 letters.	10	Circular, ½ in. diam.	set	set
639	“M”	Set of 10 letters.	10	Circular, ½ in. diam.	set	set
640	“N”	Set of 10 letters.	10	Circular, ½ in. diam.	set	set
641	“O”	Set of 10 letters.	10	Circular, ½ in. diam.	set	set
642	“P”	Set of 10 letters.	10	Circular, ½ in. diam.	set	set
643	“Q”	Set of 10 letters.	10	Circular, ½ in. diam.	set	set
644	“R”	Set of 10 letters.	10	Circular, ½ in. diam.	set	set
645	“S”	Set of 10 letters.	10	Circular, ½ in. diam.	set	set
646	“T”	Set of 10 letters.	10	Circular, ½ in. diam.	set	set
647	“U”	Set of 10 letters.	10	Circular, ½ in. diam.	set	set
648	“V”	Set of 10 letters.	10	Circular, ½ in. diam.	set	set
648	“W”	Set of 10 letters.	10	Circular, ½ in. diam.	set	set

RESTRICTED

28

RESTRICTED

PLOTTING EQUIPMENT

SECTION 54A—cont.

1	2	3	4	5	6	7
	ROYAL OBSERVER CORPS—cont.					
	LETTERS, identification—cont.					
	Plastic—cont.					
	White on Black—cont.					
649	"Y"	—	set
650	"Z"	—	"
	Plastic on magnetic base:—	Set of 10 letters.	10			
	Black on Yellow:—			Circular, 1/2 in. diam.		
	"H"		Ref. No. 308	—	—
429	"M"	—	set
—	"X"		Ref. No. 309	—	—
	Red on White:—					
—	"A"		Ref. No. 312	—	—
—	"B"		Ref. No. 311	—	—
—	"F"		Ref. No. 310	—	—
—	"K"		Ref. No. 313	—	—
	White on Black:—			Circular, 1/2 in. diam.		
207	"A"	B	set
208	"B"	B	"
209	"C"	B	"
210	"D"	B	"
211	"E"	B	"
212	"F"	B	"
213	"G"	B	"
214	"H"	B	"
215	"I"	B	"
216	"J"	B	"
217	"K"	B	"
218	"L"	B	"
219	"M"	B	"
220	"N"	B	"
221	"O"	B	"
222	"P"	B	"
223	"Q"	B	"
224	"R"	B	"

RESTRICTED

RESTRICTED

ALL 48

89

PLOTTING EQUIPMENT
SECTION 54A—cont.

1	2	3	4	5	6	7
	ROYAL OBSERVER CORPS—cont.					
	LETTERS, identification—cont. Plastic on magnetic base—cont. White on Black—cont.					
225	"S"	B	set
226	"T"	B	"
227	"U"	B	"
228	"V"	B	"
229	"W"	B	"
230	"Y"	B	"
231	"Z"	B	"
—	White on Black:— "A" to "Z" ...			Rectangular. Ref. No. 483	—	—
684	Plastic tops only:— Black on Yellow:— "X" ...	Set of 10 letters.	10	Rectangular, $\frac{7}{8}$ in. \times $\frac{5}{8}$ in.	B	set
—	PLAQUES, raid:— 1-99 ...	1 of each numbered plaque	99	Metal. Ref. No. 247	B	"
1262	Area ...	Set of 5 plaques	5		B	"
725	Long range board, $2\frac{5}{16}$ in. \times $1\frac{5}{16}$ in.				B	each
—	Un-numbered ...	Set of 50 plaques	50	Ref. No. 37	B	set
622	PLATES, anchorage ...			For use with Ref. No. 621	B	each
—	PROJECTORS, identification pointer, Mark 2 ...			Ref. No. 1211	—	—
—	SYMBOLS, convoy, Red on White ...			Ref. No. 59. Plastic	—	—
—	TAGS, plain:—	Set of 50 pieces.	50	Plastic. $1\frac{3}{8}$ in. long \times $\frac{1}{2}$ in. wide \times $\frac{1}{32}$ in. thick.	B	set
1128	White ...				B	"
1144	Yellow ...				B	"
624	TAGS, type ...	Set of 100 tags...	100	Metal	B	"
621	TRAYS, plotters ...			Metal	B	each

Act 48

RESTRICTED

80

Issued with A/L 139 to A.P. 1086, Book 7, Second Edition

RESTRICTED

PLOTTING EQUIPMENT
SECTION 54A—cont.
INDEX TO REFERENCE NUMBERS

Ref. No.	Page No.	Section	Fig. No.	Ref. No.	Page No.	Section	Fig. No.	Ref. No.	Page No.	Section	Fig. No.	Ref. No.	Page No.	Section	Fig. No.	Ref. No.	Page No.	Section	Fig. No.
2	7	2		213	29	2		312	15	2		610	26			648	28	2	45
4	8	2		214	29	2		313	15	2		611	26			649	29	2	45
6	8	2		215	29	2		326	10	2		612	26			650	29	2	45
11	9	2		216	29	2		327	10	2		613	26			651	28	2	45
13	9	2		217	29	2		328	10	2		614	10	2	43	653	28	2	45
15	9	2		218	29	2		329	16	2		615	10	2	43	654	28	2	45
16	9	2		219	29	2		426	26			616	10	2	43	661	28	2	45
17	9	2		220	29	2		429	29	2		621	30	2	34	665	28	2	45
18	10	2		221	29	2		432	16	2		622	30	2	34	666	28	2	45
19	10	2		222	29	2		466	16	2		623	1	2	40	669	27	2	46
21	10	2		223	29	2		467	16	2		624	30	2	39	670	27	2	46
22	10	2		224	29	2		468	16	2		625	27	2	44	671	27	2	46
23	10	2		225	30	2		471	16	2		626	28	2	45	672	27	2	46
25	9	2		226	30	2		472	16	2		627	28	2	45	673	27	2	46
29	12	2		227	30	2		473	16	2		628	28	2	45	674	27	2	46
30	20	2		228	30	2		483	16	2		629	28	2	45	675	27	2	46
49	11	2		229	30	2		484	11	2		630	28	2	45	676	27	2	46
52	20	2		230	30	2		485	11	2		631	28	2	45	677	27	2	46
57	22	2		231	30	2		488	16	2		632	28	2	45	678	27	2	46
58	22	2		251	10	2		493	13	2		633	28	2	45	684	30	2	46
59	22	2		252	10	2		494	13	2		634	28	2	45	725	30		
60	22	2		253	10	2		495	13	2		635	28	2	45	732	27	2	45
61	22	2		254	10	2		501	13	2		636	28	2	45	733	27	2	
62	22	2		255	10	2		502	13	2		637	28	2	45	734	26		
110	8			256	10	2		529	13	2		638	28	2	45	735	26		
187	27	2		257	10	2		530	13	2		639	28	2	45	736	26		
201	26	2		258	10	2		568	13	2		640	28	2	45	737	27		
203	26	2		259	10	2		569	13	2		641	28	2	45	738	27		
207	29	2		269	9	2		570	13	2		642	28	2	45	739	27	2	9
208	29	2		271	26			577	13	2		643	28	2	45	740	27	2	9
209	29	2		308	15	2		578	13	2		644	28	2	45	741	22		
210	29	2		309	15	2		579	13	2		645	28	2	45	742	23		
211	29	2		310	15	2		580	9	2		646	28	2	45	744	22		
212	29	2		311	15	2		606	16	2		647	28	2	45	745	23		

RESTRICTED

25-31

Issued with A/L 139 to A.P. 1086, Book 7, Second Edition.

RESTRICTED

PLOTTING EQUIPMENT

SECTION 54A—cont.

INDEX TO REFERENCE NUMBERS

Ref. No.	Page No.	Section	Fig. No.	Ref. No.	Page No.	Section	Fig. No.	Ref. No.	Page No.	Section	Fig. No.	Ref. No.	Page No.	Section	Fig. No.	Ref. No.	Page No.	Section	Fig. No.
750	23			1074	16	2	59	1110	12	2		1168	14			1266	19	2	
809	7	2	47	1075	16	2	59	1111	12	2		1169	14			1267	19	2	
830	18			1076	17	2	58	1112	12	2		1170	14			1268	19	2	
833	14	2	48	1077	17	2	60	1113	12	2		1171	14			1269	19	2	
834	14	2	48	1078	18	2	60	1114	12	2		1172	14			1270	8	2	
835	14	2	48	1079	20	2	61	1115	12	2		1173	14			1271	8	2	
836	14	2	48	1080	20	2	61	1116	12	2		1174	14			1273	24	2	
837	14	2	48	1081	20	2	61	1117	12	2		1175	14			1274	24	2	
838	14	2	48	1082	20	2	61	1118	12	2		1176	14			1275	24	2	
839	15	2	48	1083	20	2	61	1119	12	2		1177	20	2		1276	24	2	
840	15	2	48	1084	21	2	61	1120	12	2		1178	17	2		1277	24	2	
841	14	2	48	1085	20	2	61	1121	12	2		1185	13	2		1278	24	2	
842	15	2	48	1086	21	2	62	1122	12	2		1202	17	2		1279	24	2	
843	15			1087	21	2	62	1123	12	2		1211	19			1280	24	2	
844	15			1088	21	2	62	1124	12	2		1217	8	2		1281	24	2	
935	22			1089	21	2	62	1125	12	2		1218	8	2		1282	7	2	
936	22			1090	21	2	62	1126	12	2		1219	8	2		1283	7	2	
956	22			1091	21	2	62	1127	21	2		1233	9	2		1284	7	2	
957	22			1092	21	2	62	1128	30	2		1234	9	2		1295	1		
989	15			1093	22	2	62	1135	17	2		1235	9	2		1340			
996	26			1094	22	2	62	1144	30	2		1236	9	2		1343	1		
997	8	2	49	1095	22	2	62	1145	11	2		1237	9	2		1345	1		
1044	17	2	54	1096	22	2	62	1146	11	2		1238	9	2		1350	17		
1047	17	2	51	1097	22	2	62	1147	11	2		1239	17	2		1352	18		
1048	17	2	51	1098	21	2	61	1148	11	2		1240	18	2		1353	18		
1065	11	2	57	1099	21	2	61	1149	11	2		1249	20			1354	18		
1066	11	2	57	1100	21	2	61	1150	15	2		1254	8	2		1355	18		
1067	11	2	57	1101	21	2	61	1154	15	2		1256	27	2		1359	19		
1068	11	2	57	1102	21	3		1156	18	2		1258	27	2		1370	7		
1069	11	2	57	1103	21	2		1163	13	2		1259	27	2		1371	7		
1070	12	2	57	1106	19			1164	14			1261	26	2		1372	7		
1071	15	2	58	1107	12	2		1165	14			1262	30	2		1373	13		
1072	15	2	58	1108	13	2		1166	14			1264	19	2		1374	13		
1073	16	2	59	1109	12	2		1167	14			1265	19	2		1400	18		

RESTRICTED

32

RESTRICTED

PLOTTING EQUIPMENT
SECTION 54A—cont.
INDEX TO REFERENCE NUMBERS

Ref. No.	Page No.	Section	Fig. No.	Ref. No.	Page No.	Section	Fig. No.	Ref. No.	Page No.	Section	Fig. No.	Ref. No.	Page No.	Section	Fig. No.	Ref. No.	Page No.	Section	Fig. No.
1401	19			1442	3	1		1476	4	1		1510	7	2		1550	2		
1403	20			1443	3	1		1477	4	1		1511	7	2					
1404	20			1444	3	1		1478	4	1		1512	7	2					
1405	20			1445	3	1		1479	5	1		1513	7	2					
1406	19			1446	3	1		1480	5	1		1514	7	2					
1407	24			1447	3	1		1481	5	1		1515	7	2					
1408	24			1448	3	1		1482	5	1		1516	7	2					
1412	19			1449	3	1		1483	5	1		1517	8	2					
1413	19			1450	3	1		1484	5	1		1518	8						
1414	19			1451	3	1		1485	5	1		1519	10						
1418	2	1		1452	3	1		1486	5	1		1520	10						
1419	2	1		1453	3	1		1487	5	1		1521	11						
1420	2	1		1454	4	1		1488	5	1		1522	11						
1421	2	1		1455	4	1		1489	5	1		1523	11						
1422	2	1		1456	4	1		1490	5	1		1524	11						
1423	2	1		1457	4	1		1491	5	1		1525	11						
1424	2	1		1458	4	1		1492	5	1		1526	11						
1425	2	1		1459	4	1		1493	5	1		1527	11						
1426	2	1		1460	4	1		1494	5	1		1528	11						
1427	2	1		1461	4	1		1495	5	1		1529	11						
1428	2	1		1462	4	1		1496	5	1		1530	24						
1429	3	1		1463	4	1		1497	5	1		1531	24						
1430	3	1		1464	4	1		1498	5	1		1532	24						
1431	3	1		1465	4	1		1499	5	1		1533	24						
1432	3	1		1466	4	1		1500	5	1		1534	24						
1433	3	1		1467	4	1		1501	6	1		1535	24						
1434	3	1		1468	4	1		1502	6	1		1536	25						
1435	3	1		1469	4	1		1503	6	1		1537	25						
1436	3	1		1470	4	1		1504	6	1		1538	25						
1437	3	1		1471	4	1		1505	6	1		1542	2						
1438	3	1		1472	4	1		1506	6	1		1546	2						
1439	3	1		1473	4	1		1507	6	1		1547	2						
1440	3	1		1474	4	1		1508	6	1		1548	2						
1441	3	1		1475	4	1		1509	7	2		1549	2						

RESTRICTED

Issued with A/L. 139 to A.P. 1086, Book 7, Second Edition

-87- 33

RESTRICTED

RESTRICTED

Issued with A/L. 139 to A.P. 1086, Book 7, Second Edition

~~289~~ 34

PERIODICAL INSPECTION OF EQUIPMENT

STORAGE CATEGORIES

For details of different storage categories see A.P. 1086, Book 1, Second Edition, Memorandum of Instructions, Part 3.

PLOTTING EQUIPMENT

SECTION 54A

Unless specifically shown below all items in this sub-section have an indefinite shelf life under normal storage conditions and are therefore in category 4.





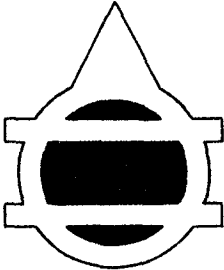
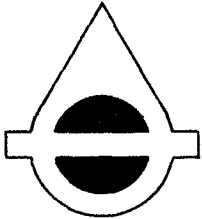
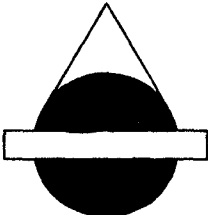

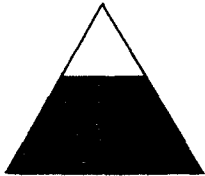
Generic Heading	Category	Periodicity of Inspection in *Temperate Climates	
		Packaged	Unpackaged

* For method of calculating periodicity of inspection in tropical climates see A.P. 1086, Book 1, Second Edition, Memorandum of Instructions, Part 3.

PLOTTING EQUIPMENT
SECTION 54A—cont.

COASTAL COMMAND SYMBOLS

SECTION 1






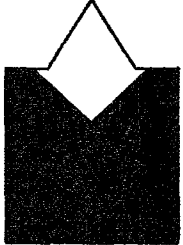
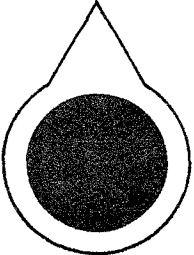
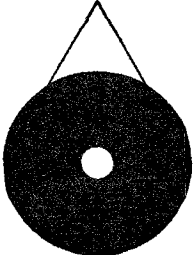

<p style="text-align: center;">FIG. 1</p> <p style="text-align: center;">NON-CARRIER FORCE OR GROUP</p>  <p>REF. 54A/1485 Blue on White REF. 54A/1486 Red on White</p>	<p style="text-align: center;">FIG. 2</p> <p style="text-align: center;">HUNTER/KILLER GROUP</p>  <p>REF. 54A/1470 Blue</p>	<p style="text-align: center;">FIG. 3</p> <p style="text-align: center;">REPLENISHMENT GROUP</p>  <p>REF. 54A/1497 Blue on White REF. 54A/1498 Red on White</p>
<p style="text-align: center;">FIG. 4</p> <p style="text-align: center;">CAPITAL SHIP</p>  <p>REF. 54A/1428 Blue and White</p>	<p style="text-align: center;">FIG. 5</p> <p style="text-align: center;">CARRIER FORCE</p>  <p>REF. 54A/1429 Blue on White.</p>	<p style="text-align: center;">FIG. 6</p> <p style="text-align: center;">CARRIER GROUP</p>  <p>REF. 54A/1430 Blue and White</p>
<p style="text-align: center;">FIG. 7</p> <p style="text-align: center;">AIRCRAFT CARRIER</p>  <p>REF. 54A/1422 Blue and White</p>	<p style="text-align: center;">FIG. 8</p> <p style="text-align: center;">CRUISER FORCE</p>  <p>REF. 54A/1442 Blue on White REF. 54A/1443 Orange on White REF. 54A/1444 Red on White REF. 54A/1445 White on Black</p>	<p style="text-align: center;">FIG. 9</p> <p style="text-align: center;">CRUISER (INCLUDING CRUISER MINE LAYER)</p>  <p>REF. 54A/1438 Blue on White REF. 54A/1439 Orange and White REF. 54A/1440 Red and White REF. 54A/1441 White and Black</p>

236

**PLOTTING EQUIPMENT
SECTION 54A—cont.**

SECTION 1—cont.




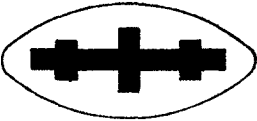





COASTAL COMMAND SYMBOLS

<p style="text-align: center;">FIG. 10</p> <p style="text-align: center;">DESTROYER FORCE</p>  <p>REF. 54A/1450 Blue and White REF. 54A/1451 Orange and White REF. 54A/1452 Red and White REF. 54A/1453 White and Black</p>	<p style="text-align: center;">FIG. 11</p> <p style="text-align: center;">DESTROYER</p>  <p>REF. 54A/1446 Blue and White REF. 54A/1447 Orange and White REF. 54A/1448 Red and White REF. 54A/1449 White and Black</p>	<p style="text-align: center;">FIG. 12</p> <p style="text-align: center;">COASTAL FORCE</p>  <p>REF. 54A/1435 Blue and White REF. 54A/1436 Orange and White REF. 54A/1437 Red and White</p>
<p style="text-align: center;">FIG. 13</p> <p style="text-align: center;">AMPHIBIOUS FORCE</p>  <p>REF. 54A/1424 Blue and White REF. 54A/1425 Red and White</p>	<p style="text-align: center;">FIG. 14</p> <p style="text-align: center;">MINESWEEPING GROUP</p>  <p>REF. 54A/1481 Blue and White REF. 54A/1482 Orange and White REF. 54A/1483 Red and White REF. 54A/1484 White and Black</p>	<p style="text-align: center;">FIG. 15</p> <p style="text-align: center;">MINESWEEPER</p>  <p>REF. 54A/1477 Blue and White REF. 54A/1478 Orange and White REF. 54A/1479 Red and White REF. 54A/1480 White and Black</p>
<p style="text-align: center;">FIG. 16</p> <p style="text-align: center;">OCEAN CONVOY</p>  <p>REF. 54A/1487 Blue and White REF. 54A/1488 Orange and White REF. 54A/1489 Red and White REF. 54A/1490 White and Black</p>	<p style="text-align: center;">FIG. 17</p> <p style="text-align: center;">COASTAL CONVOY</p>  <p>REF. 54A/1431 Blue and White REF. 54A/1432 Orange and White REF. 54A/1433 Red and White REF. 54A/1434 White and Black</p>	<p style="text-align: center;">FIG. 18</p> <p style="text-align: center;">MERCHANT SHIP</p>  <p>REF. 54A/1471 Blue and White REF. 54A/1472 Orange and White REF. 54A/1473 Red and White REF. 54A/1474 White and Black</p>

PLOTTING EQUIPMENT
SECTION 54A—cont.

COASTAL COMMAND SYMBOLS

SECTION 1—cont.







<p style="text-align: right;">FIG. 19</p> <p style="text-align: center;">ESCORT GROUP</p>  <p>REF. 54A/1458 Blue and White REF. 54A/1459 Orange and White REF. 54A/1460 Red and White REF. 54A/1461 White and Black</p>	<p style="text-align: right;">FIG. 20</p> <p style="text-align: center;">ESCORT VESSEL</p>  <p>REF. 54A/1462 Blue and White REF. 54A/1463 Orange and White REF. 54A/1464 Red and White REF. 54A/1465 White and Black</p>	<p style="text-align: right;">FIG. 21</p> <p style="text-align: center;">SUBMARINE</p>  <p>REF. 54A/1499 Blue and White REF. 54A/1500 Red and White</p>
<p style="text-align: right;">FIG. 22</p> <p style="text-align: center;">VESSEL SUNK</p>  <p>REF. 54A/1505 Blue and White REF. 54A/1506 Orange and White REF. 54A/1507 Red and White REF. 54A/1508 White and Black</p>	<p style="text-align: right;">FIG. 23</p> <p style="text-align: center;">GROUP OF AIRCRAFT</p>  <p>REF. 54A/1466 Blue and White REF. 54A/1467 Orange and White REF. 54A/1468 Red and White REF. 54A/1469 White and Black</p>	<p style="text-align: right;">FIG. 24</p> <p style="text-align: center;">AIRCRAFT</p>  <p>REF. 54A/1418 Blue and White REF. 54A/1419 Orange and White REF. 54A/1420 Red and White REF. 54A/1421 White and Black</p>
<p style="text-align: right;">FIG. 25</p> <p style="text-align: center;">UNKNOWN FORCE</p>  <p>REF. 54A/1501 Red and White REF. 54A/1502 Orange and White</p>	<p style="text-align: right;">FIG. 26</p> <p style="text-align: center;">UNKNOWN VESSEL</p>  <p>REF. 54A/1503 Red and White REF. 54A/1504 Orange and White</p>	<p style="text-align: right;">FIG. 27</p> <p style="text-align: center;">RENDEZVOUS POSITION</p>  <p>REF. 54A/1496 Blue and White</p>

44 38

PLOTTING EQUIPMENT
SECTION 54A—cont.

SECTION 1—cont.

COASTAL COMMAND SYMBOLS

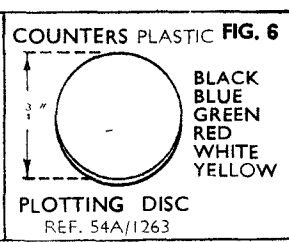
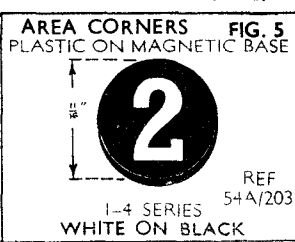
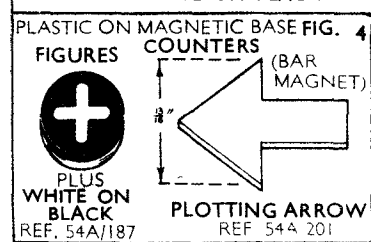
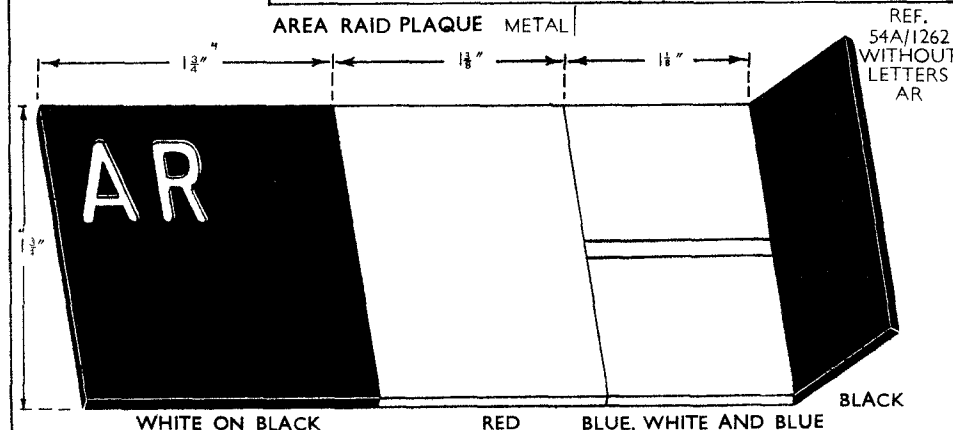
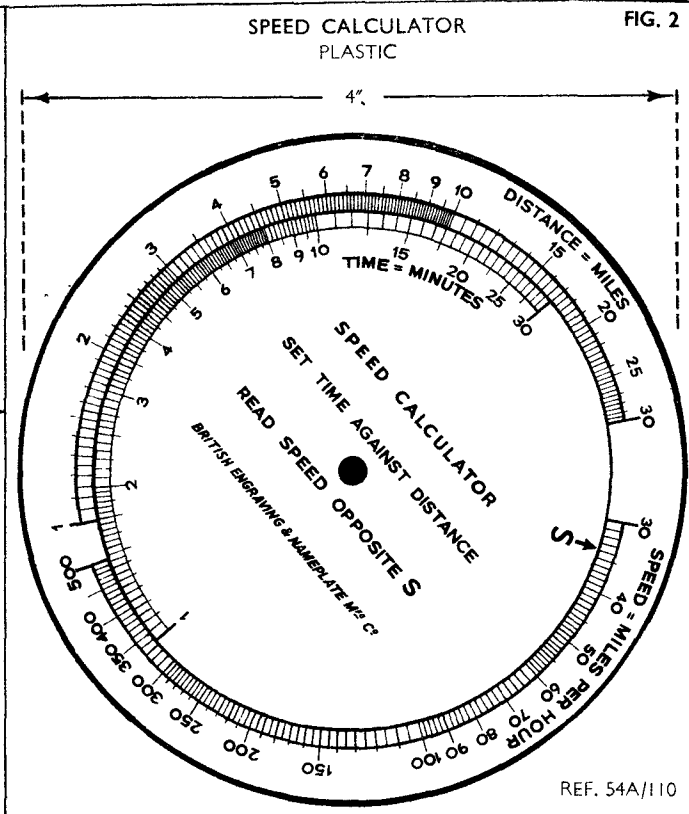
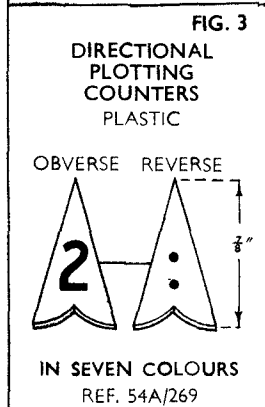
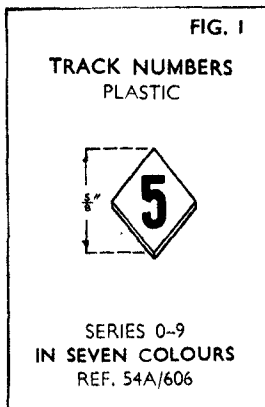
<p style="text-align: right;">FIG. 28</p> <p>AIR STRIKING FORCE TARGET INDICATOR</p>  <p>REF. 54A/1423 Blue</p>	<p style="text-align: right;">FIG. 29</p> <p>ATOMIC STRIKE</p>  <p>REF. 54A/1426 Blue REF. 54A/1427 Red</p>	<p style="text-align: right;">FIG. 30</p> <p>MINES</p>  <p>REF. 54A/1475 Blue REF. 54A/1476 Red</p>
<p style="text-align: right;">FIG. 31</p> <p>PORT CLOSED</p>  <p>REF. 54A/1491 Blue and White</p>	<p style="text-align: right;">FIG. 32</p> <p>POSITION DOUBTFUL</p>  <p>REF. 54A/1492 Blue and White REF. 54A/1493 Orange and White REF. 54A/1494 Red and White REF. 54A/1495 White and Black</p>	<p style="text-align: right;">FIG. 33</p> <p>EMERGENCY ATTRACT ATTENTION</p>  <p>REF. 54A/1454 Blue REF. 54A/1455 Orange REF. 54A/1456 Red REF. 54A/1457 White</p>

45-39

PLOTTING EQUIPMENT
SECTION 54A—cont.

FIGHTER COMMAND SYMBOLS

SECTION 2



48-40

**PLOTTING EQUIPMENT
SECTION 54A—cont.**

SECTION 2—cont.

FIGHTER COMMAND SYMBOLS

FIG. 7

IDENTIFICATION
LETTERS & FIGURES
PLASTIC ON
MAGNETIC BASE

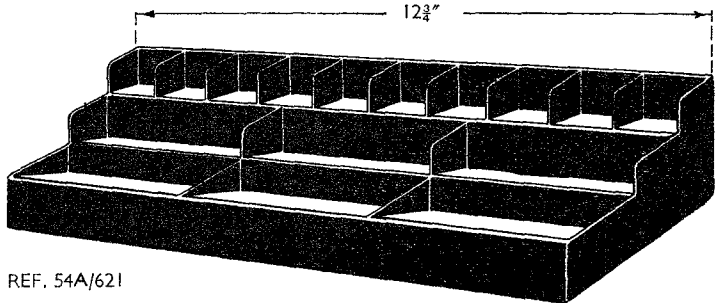


WHITE ON BLACK

- A REF. 54A/207
- B REF. 54A/208
- C REF. 54A/209
- D REF. 54A/210
- E REF. 54A/211
- F REF. 54A/212
- G REF. 54A/213
- H REF. 54A/214
- I REF. 54A/215
- J REF. 54A/216
- K REF. 54A/217
- L REF. 54A/218
- M REF. 54A/219
- N REF. 54A/220
- O REF. 54A/221
- P REF. 54A/222
- Q REF. 54A/223
- R REF. 54A/224
- S REF. 54A/225
- T REF. 54A/226
- U REF. 54A/227
- V REF. 54A/228
- W REF. 54A/229
- Y REF. 54A/230
- Z REF. 54A/231

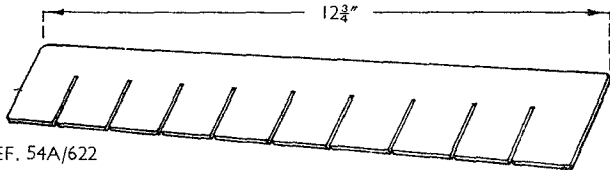
**PLOTTER'S TRAY
METAL**

FIG. 8



REF. 54A/621

**ANCHORAGE PLATE
(TO FIT ON PLOTTER'S TRAY)
METAL**



REF. 54A/622




BLACK ON YELLOW

- H REF. 54A/308
- X REF. 54A/309
- M REF. 54A/429



WHITE ON RED

- F REF. 54A/471
- B REF. 54A/472
- A REF. 54A/473

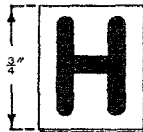


ALPHABET
WHITE ON BLACK
REF. 54A/483
BLACK ON ORANGE
B REF. 54A/488



RED ON WHITE

- F REF. 54A/310
- B REF. 54A/311
- A REF. 54A/312
- K REF. 54A/313



BLACK ON YELLOW

- H REF. 54A/466
- X REF. 54A/467
- M REF. 54A/468



0-9 SERIES
WHITE ON BLACK
REF. 54A/484
WHITE ON RED
REF. 54A/485


FIG. 9
IDENTIFICATION
LETTERS
PLASTIC



BLACK ON YELLOW

H REF. 54A/329

FIG. 10
PLOTTING COUNTERS
STALLOY



DISC

- BLUE REF. 54A/327
- RED REF. 54A/326
- YELLOW REF. 54A/328

RESTRICTED

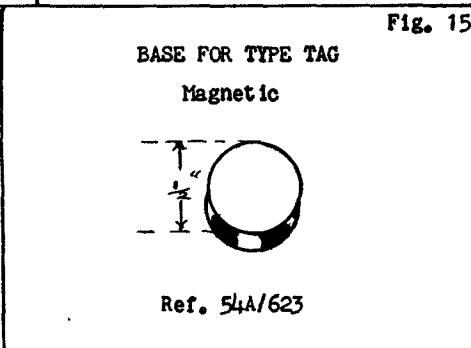
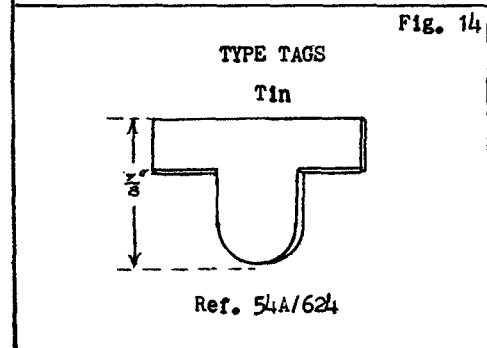
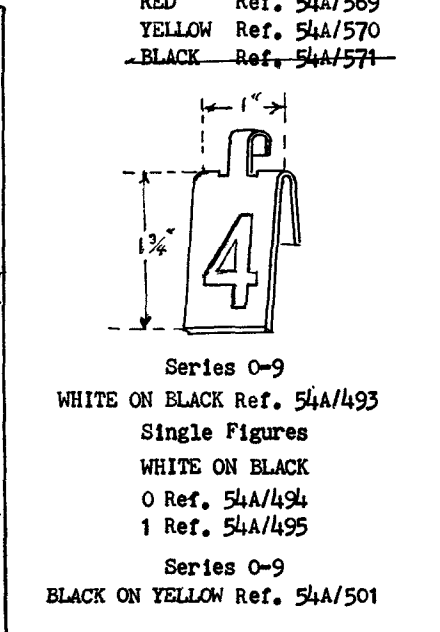
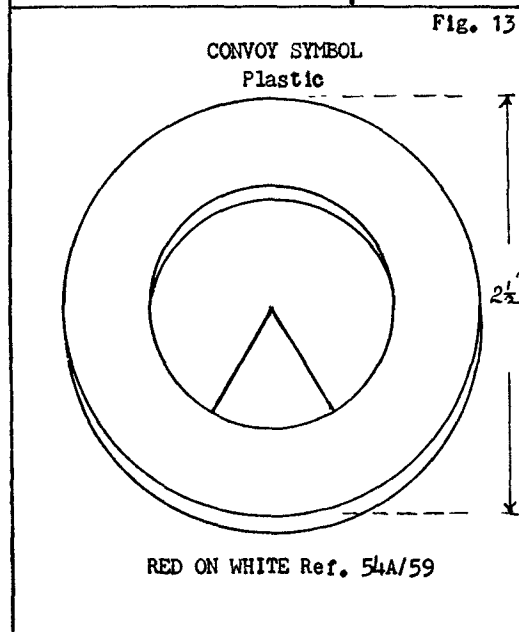
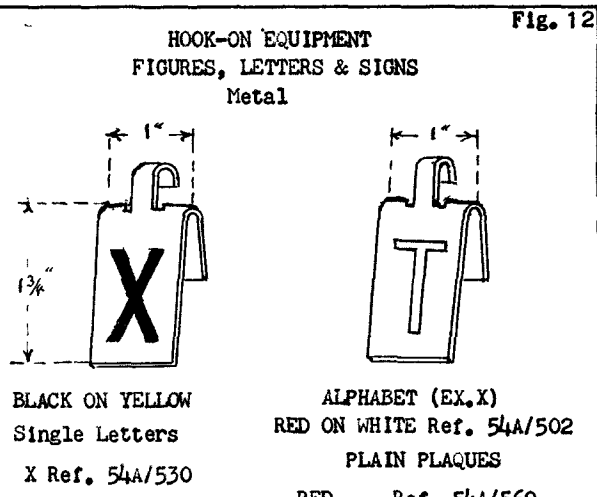
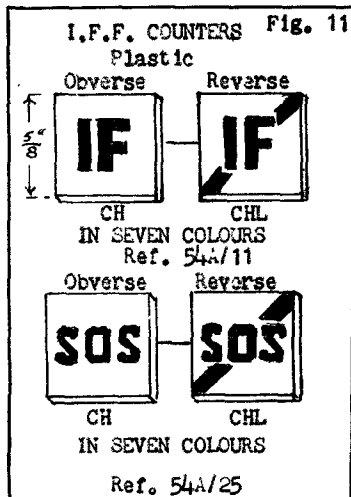
Issued with A/L 139 to A.P. 1086, Book 7, Second Edition

27-41

**PLOTTING EQUIPMENT
SECTION 54A—cont.**

FIGHTER COMMAND SYMBOLS

SECTION 2—cont.



42

PLOTTING EQUIPMENT
SECTION 54A—cont.

SECTION 2—cont.

FIGHTER COMMAND SYMBOLS

HOOK-ON EQUIPMENT, SIGNS FIG. 16
METAL

5"
1 1/2"

RED ON WHITE
TEST REF. 54A/568
PLAIN PLAQUES
BLUE REF. 54A/578
RED REF. 54A/576
YELLOW REF. 54A/577 **WHITE** REF. 54A/579

FIGHTER PLOTTING COUNTERS FIG. 17
STALLOY

3 3/8"

SET OF THREE - 'F', 'T' AND PLAIN
RED ARROW ON RED BASE REF. 54A/580

COUNTERS FIG. 18

1"

PLOTTING SHIELD
STALLOY

BLUE REF. 54A/615
RED REF. 54A/614
ORANGE REF. 54A/616

SOUND COUNTERS FIG. 19
PLASTIC

3/4"

BLUE
REF. 54A/625

PLAQUES FIG. 20

3" 3"

RED
GRASS GREEN
RED RED

REF. 54A/1240
WINDOW, METRIC

IDENTIFICATION LETTERS FIG. 21
PLASTIC

1 1/2"

WHITE ON BLACK

A REF. 54A/626	N REF. 54A/639
B REF. 54A/627	O REF. 54A/640
C REF. 54A/628	P REF. 54A/641
D REF. 54A/629	Q REF. 54A/642
E REF. 54A/630	R REF. 54A/643
F REF. 54A/631	S REF. 54A/644
G REF. 54A/632	T REF. 54A/645
H REF. 54A/633	U REF. 54A/646
I REF. 54A/634	V REF. 54A/647
J REF. 54A/635	W REF. 54A/648
K REF. 54A/636	Y REF. 54A/649
L REF. 54A/637	Z REF. 54A/650
M REF. 54A/638	

BLACK ON YELLOW

X REF. 54A/665
M REF. 54A/666

WHITE ON BLACK

+ REF. 54A/732
- REF. 54A/733

RED ON WHITE

F REF. 54A/651	A REF. 54A/653	L REF. 54A/661
	K REF. 54A/654	

IDENTIFICATION FIG. 22

LETTERS PLASTIC

1 1/2"

BLACK ON YELLOW
X REF. 54A/684

FIGURES PLASTIC

1 1/2"

WHITE ON BLACK

0 REF. 54A/669	5 REF. 54A/674
1 REF. 54A/670	6 REF. 54A/675
2 REF. 54A/671	7 REF. 54A/676
3 REF. 54A/672	8 REF. 54A/677
4 REF. 54A/673	9 REF. 54A/678

RESTRICTED

Issued with A/L 139 to A.P. 1086, Book 7, Second Edition


~~43~~ 43

**PLOTTING EQUIPMENT
SECTION 54A—cont.**

FIGHTER COMMAND SYMBOLS

SECTION 2—cont.

FIG. 23



FIGURES

BLACK ON WHITE

REF. 54A/1145, 1, 2, 3+.

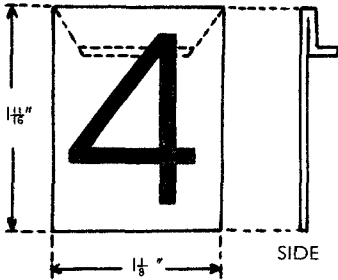
REF. 54A/1146, 6+, 9+.

REF. 54A/1147, 15+.

REF. 54A/1148, 25+, 50+, 75+, 100+, 150+.

REF. 54A/1149 200+, 250+, 300+.

FIG. 24



FIGURES

BLACK ON WHITE

REF. 54A/1065, 1, 2, 3+.

REF. 54A/1066, 6+, 9+.

REF. 54A/1067, 15+.

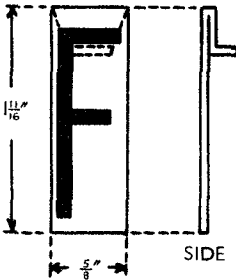
REF. 54A/1068, 25+, 50+, 75+, 100+, 150+.

REF. 54A/1069, 200+, 250+, 300+, 400+, 500+.

WHITE ON BLUE

REF. 54A/1070, 1, 2, 4, 6 & EVEN NUMBERS TO 50

FIG. 25




LETTERS

REF. 54A/1071, **BLACK ON YELLOW**
H, X, M

REF. 54A/1072, **WHITE ON RED**
F, A.

REF. 54A/1076, **PLAQUE, PLAIN**
YELLOW.

FIG. 26



PLAQUES, FIGHTER. SYMBOLS ATTACHABLE

REF. 54A/1073, INDICATOR HEIGHT, FIGS.
1, 2, 4, 6 & EVEN NUMBERS TO 50

REF. 54A/1074, R.T. CHANNEL WITH
FIGURES 1 TO 20.

REF. 54A/1075, STRENGTH WITH FIGURES.

1, 2, 4, 6, 8, 10, 12, 14, 16, 18,

20, 22, 24, 26, 28, 30, 32, 3+,

6+, 9+, 15+, 25+, 50+, 75+,

100+.

50 44

**PLOTTING EQUIPMENT
SECTION 54A—cont.**

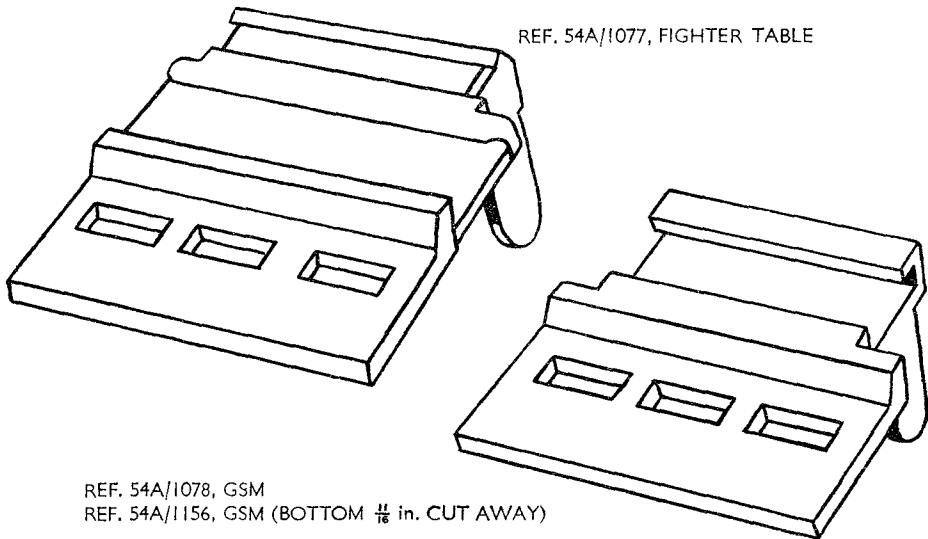
SECTION 2—cont.

FIGHTER COMMAND SYMBOLS

PLAQUES RAID

FIG. 27

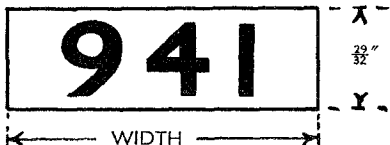
REF. 54A/1077, FIGHTER TABLE



REF. 54A/1078, GSM
REF. 54A/1156, GSM (BOTTOM $\frac{1}{16}$ in. CUT AWAY)

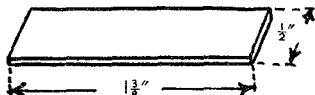
STRIPS, PLASTIC

FIG. 28



- BLACK**, $\frac{3}{4}$ in. WIDE
- REF. 54A/1079, A, B, C, D, E.
- REF. 54A/1080, G, H, K, M, N.
- REF. 54A/1081, T, U, V, W, Y.
- REF. 54A/1082, J, L, P, Q, R, S, Z.
- REF. 54A/1177, F, I, O, X.
- YELLOW**, 1 in. WIDE
- REF. 54A/1100, H, X, M.
- YELLOW**, $2\frac{1}{4}$ in. WIDE
- REF. 54A/1102, NUMBERED 100 TO 999.

- BLACK**, $1\frac{1}{2}$ in. WIDE
- REF. 54A/1083, NUMBERED 10 TO 99.
- BLACK**, 2 in. WIDE
- REF. 54A/1084, NUMBERED 100 TO 999.
- REF. 54A/1085, **PLAIN**, $1\frac{1}{2}$ in. WIDE \times $\frac{3}{8}$ in. DEEP
- WHITE**, $1\frac{1}{2}$ in. WIDE
- REF. 54A/1098, **PLAIN**
- WHITE**, $1\frac{3}{4}$ in. WIDE
- REF. 54A/1099, **PLAIN**
- YELLOW**, $3\frac{1}{4}$ in. WIDE
- REF. 54A/1101, **TARGET**
- REF. 54A/1103, **PLAIN**



- TAGS, PLAIN**
- REF. 54A/1128, **WHITE**
- REF. 54A/1144, **YELLOW**

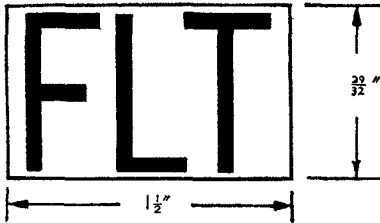
**PLOTTING-EQUIPMENT
SECTION 54A—cont.**

FIGHTER COMMAND SYMBOLS

SECTION 2—cont.

STRIPS PLASTIC FORMATION

FIG. 29



REF. 54A/1127 (COMPLETE SET OF 12 STRIPS)
CONSISTING OF:—

FLIGHT

REF. 54A/1086 WHITE "FLT" ON BLUE

REF. 54A/1087 WHITE "FLT" ON RED

SECTION

REF. 54A/1088 BLACK "SEC" ON BROWN

REF. 54A/1089 BLACK "SEC" ON PINK

REF. 54A/1090 BLACK "SEC" ON YELLOW

REF. 54A/1091 RED "SEC" ON WHITE

REF. 54A/1092 WHITE "SEC" ON BLACK

REF. 54A/1093 WHITE "SEC" ON BLUE

REF. 54A/1094 WHITE "SEC" ON GREEN

REF. 54A/1095 WHITE "SEC" ON RED

SQUADRON

REF. 54A/1096 BLACK "SQN" ON WHITE

WING

REF. 54A/1097 WHITE "W" ON BLACK

REF. 54A/1158 (25 PIECES EACH STRIP)
CONSISTING OF:—

SECTION

REF. 54A/1095 WHITE "SEC" ON RED

SQUADRON

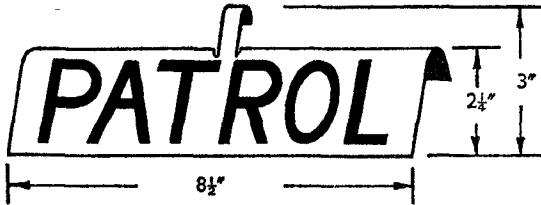
REF. 54A/1159 WHITE "SQN" ON RED

WING

REF. 54A/1160 WHITE "WG" ON RED

HOOK-ON EQUIPMENT

FIG. 30



REF. 54A/1126 "AA" PLAQUES 8 1/2" x 2 1/4"
CONSISTING OF:—

REF. 54A/1119 CONVOY ESCORT

REF. 54A/1120 EXERCISE

REF. 54A/1121 INTERCEPT

REF. 54A/1122 PATROL

REF. 54A/1123 P.I.'s.

REF. 54A/1124 TALLY-HO

54A/1125 "A" PLAQUES "AA" 12" x 2 1/2"
CONSISTING OF:—

REF. 54A/1109 AIR TO AIR FIRING

REF. 54A/1110 AIR-GROUND FIRING

REF. 54A/1111 FORM PRACTICE

REF. 54A/1112 INSTR. FLYING

REF. 54A/1113 LOW FLYING

REF. 54A/1114 PRACTISE FLIGHT

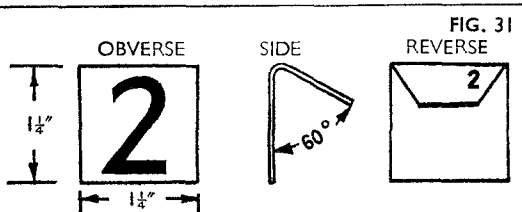
REF. 54A/1115 REINFORCEMENT A

REF. 54A/1116 REINFORCEMENT H

REF. 54A/1117 TRANSIT FLT.

REF. 54A/1118 WEATHER TEST

REF. 54A/1163 PLAIN WHITE



REF. 54A/1107 "AA" FIGURES 0 TO 50

REF. 54A/1108 "AA" PLAQUES PLAIN,
AMBER, GREEN, RED.

REF. 54A/1185 PLAQUES. GUN TIGHT,
(PLAIN GREEN)

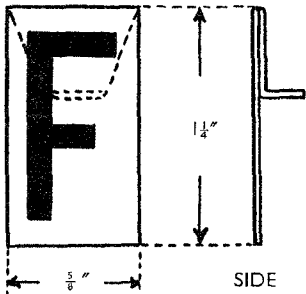
PLOTTING EQUIPMENT
SECTION 54A—cont.

SECTION 2—cont.

FIGHTER COMMAND SYMBOLS

LETTERS

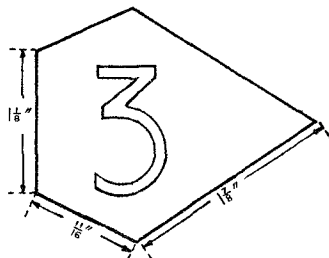
FIG. 32



REF. 54A/1150, BLACK ON YELLOW, H, X, M.
REF. 54A/1154, WHITE ON RED. A, F.

FIG. 33

PLAQUES

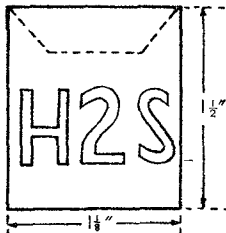


REF. 54A/1044 FIGS 1-4 IN BLACK,
BLUE, GREEN, GREY
AND RED.

REF. 54A/1239 FIGS 1-4 IN WHITE,
ON YELLOW BACK-
GROUND AND IN
BLACK ON WHITE
BACKGROUND.

FIG. 34

PLAQUES, HOOK-ON, LETTERS



REF. 54A/1047 H.2.S.
REF. 54A/1135 H.F.
REF. 54A/1178 R.
REF. 54A/1048 V.H.F.

STRENGTH FIGURES

FIG. 35

PLASTIC

WHITE ON RED



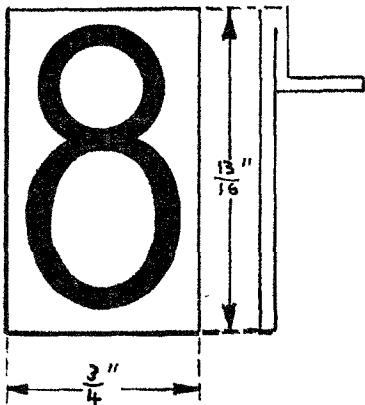
SINGLE FIGURES

(0-9)

REF. 54A/49

FIGURES

FIG. 36



BLACK ON WHITE: $1\frac{1}{8}$ in. deep \times $\frac{3}{4}$ in. wide.

REF. 54A/1521 1-20
REF. 54A/1522 21-40
REF. 54A/1523 41-100
REF. 54A/1524 101-200

WHITE ON BLACK: $1\frac{1}{8}$ in. deep \times $\frac{3}{4}$ in. wide.

REF. 54A/1526 1-20
REF. 54A/1527 21-40
REF. 54A/1528 41-100
REF. 54A/1529 101-200

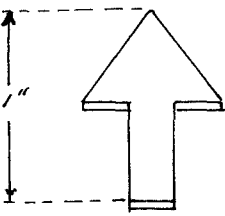


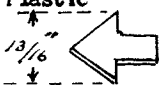
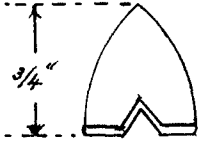



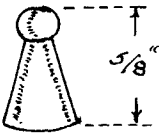
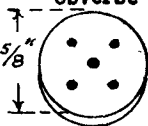


BLACK ON YELLOW: $1\frac{1}{8}$ in. deep \times $\frac{3}{4}$ in. wide.

REF. 54A/1525 2-70

PLOTTING EQUIPMENT
SECTION 54A—cont.

FIGHTER COMMAND SYMBOLS

SECTION 2—cont.

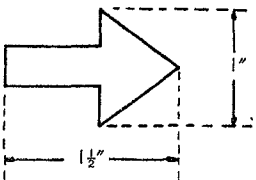
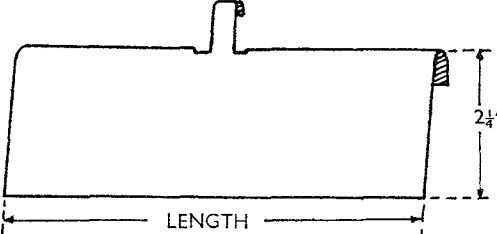
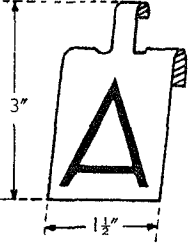
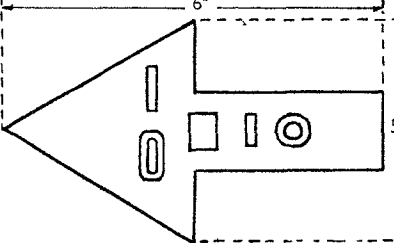
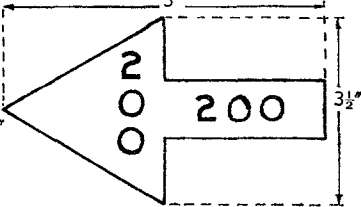
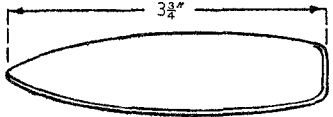
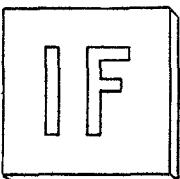

<p style="text-align: right;">Fig. 37</p> <p>ARROWS Plastic</p>  <p style="text-align: center;">NORMAL FILTERING IN SEVEN COLOURS Ref. 54A/2</p>	<p style="text-align: right;">Fig. 38</p> <p>RAID BLOCKS One-tier Metal</p> <p style="text-align: center;">2"</p>  <p style="text-align: right;">Ref. 54A/4</p>  <p style="text-align: left;">Ref. 54A/1254</p>	<p style="text-align: right;">Fig. 39</p> <p>COUNTERS, PLOTTING, ARROWS Plastic</p> <p style="text-align: center;">1 3/16"</p>  <p>BLUE Ref. 54A/15 RED Ref. 54A/16 ORANGE Ref. 54A/17</p> <p style="text-align: center;">STALLOY</p> <p>BLUE Ref. 54A/251 RED Ref. 54A/252 ORANGE Ref. 54A/253</p>
<p style="text-align: right;">Fig. 40</p> <p>SHIELD Plastic</p> <p style="text-align: center;">3/4"</p>  <p style="text-align: center;">IN SEVEN COLOURS Ref. 54A/30</p>	<p style="text-align: right;">Fig. 41</p> <p>COUNTERS AREA FILTERING CORNERS Plastic</p> <p style="text-align: center;">1 1/16"</p>  <p style="text-align: center;">1-4 Series WHITE ON BLACK Ref. 54A/6</p>	
<p style="text-align: right;">Fig. 42</p> <p>PLOTTING COUNTERS</p> <div style="display: flex; justify-content: space-around;"> <div style="text-align: center;"> <p>GREEN Ref. 54A/739</p>  <p>DISC Plastic</p> <p>BLUE Ref. 54A/18 RED Ref. 54A/19 YELLOW Ref. 54A/1256</p> </div> <div style="text-align: center;"> <p>WHITE Ref. 54A/740</p>  <p>SHIELD Plastic</p> <p>BLUE Ref. 54A/21 RED Ref. 54A/22 ORANGE Ref. 54A/23</p> </div> </div> <div style="display: flex; justify-content: space-around; margin-top: 10px;"> <div style="text-align: center;"> <p>STALLOY</p> <p>BLUE Ref. 54A/254 RED Ref. 54A/255 ORANGE Ref. 54A/256</p> </div> <div style="text-align: center;"> <p>STALLOY</p> <p>BLUE Ref. 54A/257 RED Ref. 54A/258 ORANGE Ref. 54A/259</p> </div> </div>		<p style="text-align: right;">Fig. 43</p> <p>HALMA Plastic</p> <p style="text-align: center;">5/8"</p>  <p style="text-align: center;">IN BLUE, RED AND YELLOW Ref. 54A/29</p>
<p style="text-align: right;">Fig. 44</p> <p>PLAN POSITION COUNTERS Plastic</p> <div style="display: flex; justify-content: space-around;"> <div style="text-align: center;"> <p>Obverse</p>  </div> <div style="text-align: center;"> <p>Reverse</p>  </div> </div> <p style="text-align: center;">IN SEVEN COLOURS BLACK WHITE RED YELLOW BLUE ORANGE GREEN</p> <p style="text-align: left;">Ref. 54A/13</p>		<p style="text-align: right;">Fig. 45</p> <p>FIGURES PLASTIC ON MAGNETIC BASE</p> <p style="text-align: center;">1/2"</p>  <p style="text-align: center;">WHITE ON BLACK</p> <p>0-5 Series Ref. 54A/1258 6-9 Series Ref. 54A/1259</p>

48

PLOTTING EQUIPMENT
SECTION 54A—cont.

SECTION 2—cont.

FIGHTER COMMAND SYMBOLS

<p style="text-align: center;">FIG. 46</p>  <p style="text-align: center;">ARROWS</p> <p>REF. 54A/809 { BLUE RED ORANGE</p>	<p style="text-align: center;">HOOK-ON PLAQUES</p> <p style="text-align: right;">FIG. 47</p>  <p style="text-align: center;">LENGTH</p> <p>REF. 54A/842 PLAIN WHITE PLAIN</p> <p>REF. 54A/839 BLACK, BLUE, BROWN GREEN, PINK, RED, WHITE, YELLOW.</p> <p>REF. 54A/840 WHITE</p>
 <p style="text-align: center;">LETTERS</p> <p>REF. 54A/833 BLACK ON WHITE A-Z BLACK ON YELLOW</p> <p>REF. 54A/836 H REF. 54A/837 M REF. 54A/838 X</p>	<p style="text-align: center;">FIGURES</p> <p>REF. 54A/834 0-9, BLACK ON YELLOW</p> <p>REF. 54A/835 0-9, WHITE ON BLACK</p> <p>REF. 54A/841 0-9, BLACK ON WHITE</p>
<p>MASS RAID ARROWS PLASTIC</p>	
 <p>REF. 54A/997 BLACK LARGE REF. 54A/1217 BLACK LARGE 10 x 10</p>	 <p>REF. 54A/1218 BLACK SMALL 10 x 10 REF. 54A/1219 RED SMALL 10 x 10</p>
<p style="text-align: center;">FIG. 49</p>  <p style="text-align: center;">CONVOY SYMBOL PLASTIC</p> <p>BLACK REF. 54A/57 BLUE REF. 54A/58 GREEN REF. 54A/60 RED REF. 54A/61 YELLOW REF. 54A/62</p>	<p style="text-align: center;">I.F. SQUARES PLASTIC</p> <p style="text-align: right;">FIG. 50</p> <div style="display: flex; justify-content: space-around;"> <div style="text-align: center;"> <p>OBVERSE</p>  </div> <div style="text-align: center;"> <p>REVERSE</p>  </div> </div> <p style="text-align: center;">WHITE ON GREEN REF. 54A/52</p>

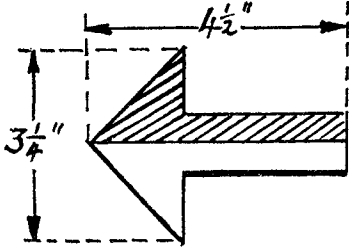
55-49
PLOTTING EQUIPMENT
SECTION 54A—cont.

FIGHTER COMMAND SYMBOLS

SECTION 2—cont.

ARROWS, AREA RAID

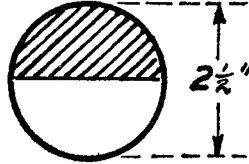
FIG. 51



TYPE A:— } Obverse: Green
 REF. 54A/1509 } Reverse: Red/Green
 TYPE B:— } Obverse: Red
 REF. 54A/1510 } Reverse: Red/Green

FIG. 52

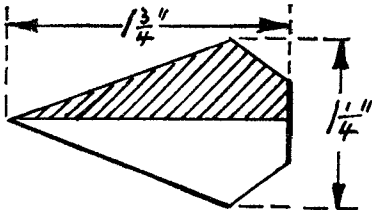
DISCS, PLOTTING,
 MULTI-DIRECTIONAL



TYPE A:— } Obverse: Green
 REF. 54A/1519 } Reverse: Red/Green
 TYPE B:— } Obverse: Red
 REF. 54A/1520 } Reverse: Red/Green

ARROWS, STREAM

FIG. 53



TYPE A:— } Obverse: Green
 REF. 54A/1517 } Reverse: Green/Red
 TYPE B:— } Obverse: Red
 REF. 54A/1518 } Reverse: Green/Red

ARROWS, FRONTAL

FIG. 54



No. 1. 5 in. length of leg \times $\frac{1}{4}$ in. wide.

TYPE A:— } Obverse: Green
 REF. 54A/1511 } Reverse: Green/Red
 TYPE B:— } Obverse: Red
 REF. 54A/1512 } Reverse: Green/Red

No. 2. 3 in. length of leg \times $\frac{1}{4}$ in. wide.

TYPE A:— } Obverse: Green
 REF. 54A/1513 } Reverse: Green/Red
 TYPE B:— } Obverse: Red
 REF. 54A/1514 } Reverse: Green/Red

No. 3. $1\frac{1}{2}$ in. length of leg \times $\frac{1}{4}$ in. wide.

TYPE A:— } Obverse: Green
 REF. 54A/1515 } Reverse: Red/Green
 TYPE B:— } Obverse: Red
 REF. 54A/1516 } Reverse: Red/Green

50

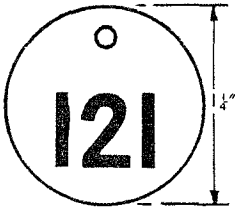
**PLOTTING EQUIPMENT
SECTION 54A—cont.**

SECTION 2—cont.

FIGHTER COMMAND SYMBOLS

DISCS VEHICLE FLEET, NUMBERED

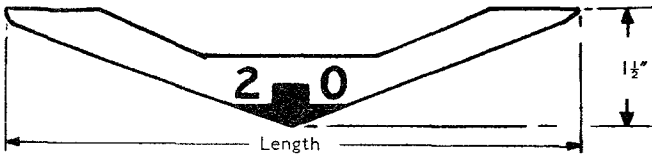
FIG. 55



OBVERSE, RED NUMBERS REF. 54A/1273 1 TO 25
 REVERSE, GREEN NUMBERS REF. 54A/1274 26 TO 50
 REF. 54A/1275 51 TO 75
 REF. 54A/1276, 76 TO 100.
 REF. 54A/1277, 101 TO 125.
 REF. 54A/1278, 126 TO 150.
 REF. 54A/1279, 151 TO 200.
 REF. 54A/1280, 201 TO 300.
 REF. 54A/1281, 301 TO 350.

FRONTAL RAID ARROWS


FIG. 56



REF. 54A/1282, FIG. 30 (9 in. Long)
 REF. 54A/1283, FIG. 20 (7 in. Long)
 REF. 54A/1284, FIG. 10 (4 in. Long)

PLOTTING RODS

FIG. 57



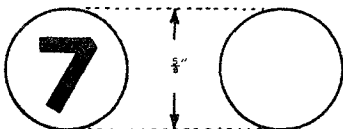
REF. 54A/1264, 3 FT.) FITTED WITH
 REF. 54A/1265, 4 FT.) SMALL CLAW
 REF. 54A/1266, 5 FT.)
 REF. 54A/1267, 3 FT.) FITTED WITH
 REF. 54A/1268, 4 FT.) LARGE CLAW
 REF. 54A/1269, 5 FT.)



CLAW
 REF. 54A/1414
 REF. 54A/1413

**COUNTERS
PLASTIC**

FIG. 58



OBVERSE

REVERSE - PLAIN

**PLAN POSITION
NUMBERED**

REF. 54A/1233, 7
 REF. 54A/1234, 8
 REF. 54A/1235, 9
 REF. 54A/1236, 0

LETTERS

REF. 54A/1237, F
 REF. 54A/1238, W