

**Please do not upload this copyright pdf document to any other website. Breach of copyright may result in a criminal conviction.**

This document was generated by me Colin Hinson from a document held at Henlow Signals Museum. It is presented here (for free) and this version of the document is my copyright (along with the Signals Museum) in much the same way as a photograph would be. Be aware that breach of copyright can result in a criminal record.

The document should have been downloaded from my website <https://blunham.com/Radar>, if you downloaded it from elsewhere, please let me know (particularly if you were charged for it). You can contact me via my Genuki email page:

<https://www.genuki.org.uk/big/eng/YKS/various?recipient=colin>

**You may not** copy the file for onward transmission of the data nor attempt to make monetary gain by the use of these files. If you want someone else to have a copy of the file, please point them at the website (<https://blunham.com/Radar>).

**Please do not** point them at the file itself as the file may move or be updated.

---

I put a lot of time into producing these files which is why you are met with this page when you open the file.

In order to generate this file, I need to scan the pages, split the double pages and remove any edge marks such as punch holes, clean up the pages, set the relevant pages to be all the same size and alignment. I then run Omnipage (OCR) to generate the searchable text and then generate the pdf file.

Hopefully after all that, I end up with a presentable file. If you find missing pages, pages in the wrong order, anything else wrong with the file or simply want to make a comment, please drop me a line (see above).

It is my hope that you find the file of use to you personally – I know that I would have liked to have found some of these files years ago – they would have saved me a lot of time !

Colin Hinson

In the village of Blunham, Bedfordshire.

**BULLETIN 12108**

**32 PAGE PRINTER SET**

**(ASR, KSR, AND RO)**

**PARTS**



**TELETYPE<sup>®</sup>**  
**CORPORATION**

5555 TOUHY AVENUE, SKOKIE, ILLINOIS

**TABLE OF CONTENTS**

<b>SECTION</b>	<b>TITLE</b>	<b>ISSUE</b>	<b>DATE</b>
574-171-800TC	32 Keyboard (UK)	*4	October 1972
574-172-800TC	32 Typing Unit (UP)	*4	October 1972
574-173-800TC	32 Call Control Unit (UCC)	*4	October 1972
574-174-800TC	32 Tape Reader (UX)	*3	October 1972
574-175-800TC	32 Tape Punch (UPE)	*3	October 1972
574-176-800TC	32 Cover and Table	*3	October 1972

\*Indicates revised sections

## 32 KEYBOARD (UK)

### PARTS

FIGURE	CONTENTS	PAGE
1	Keyboard Basket and Contact Block	2
2	Keyboard Covers	3
3	Codebar Mechanism	4
4	Keytops	5
5	Keylevers	5
6	186752 Modification Kit to Provide Locking for Keyboard (Early Design)	6
7	186752 Modification Kit to Provide Locking for Keyboard (Later Design)	6
	Numerical Index	7

NOTE: Refer to Section 574-020-800  
for Additional 32 Keytops Descriptions.

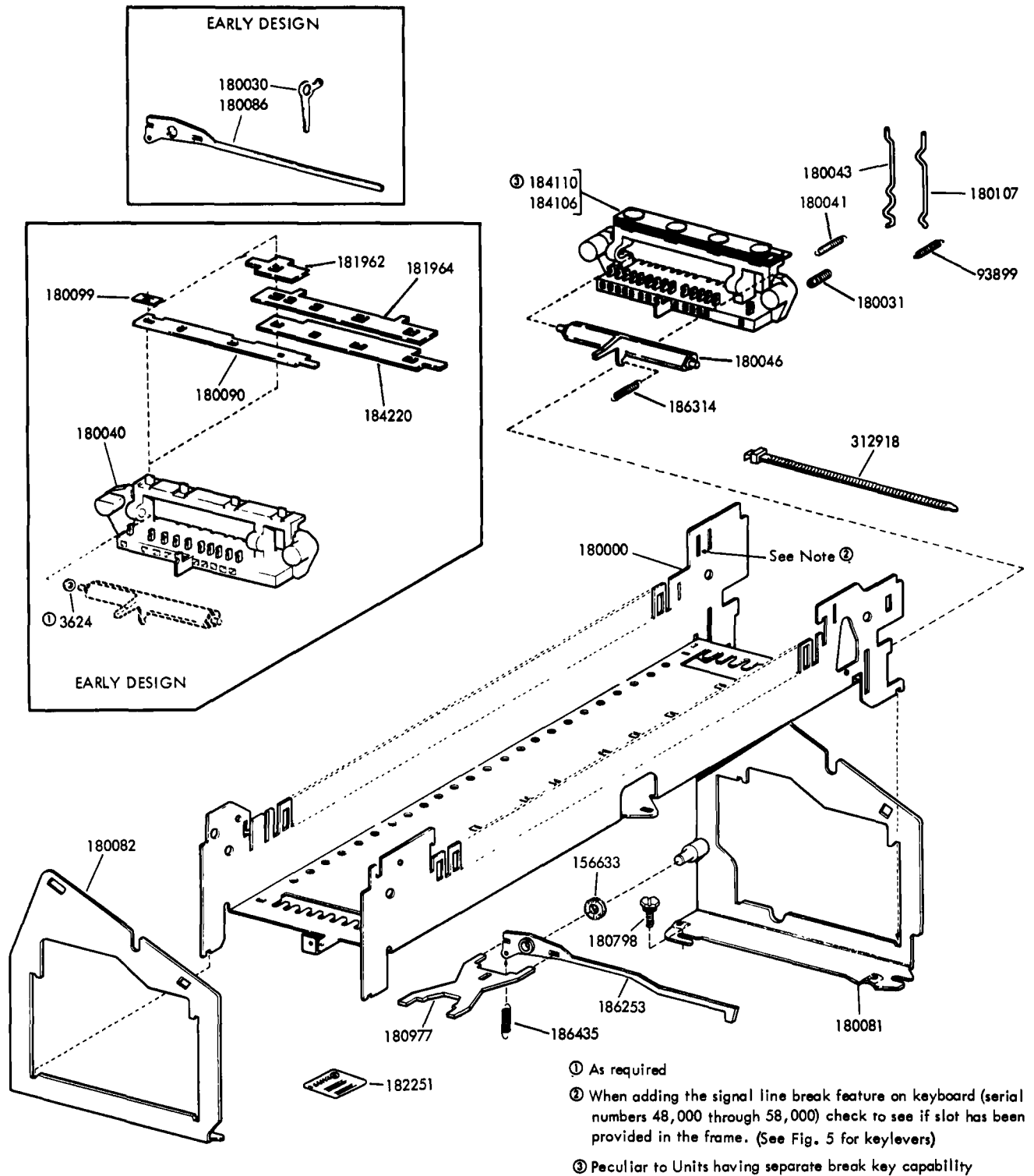


FIGURE 1. KEYBOARD BASKET AND CONTACT BLOCK

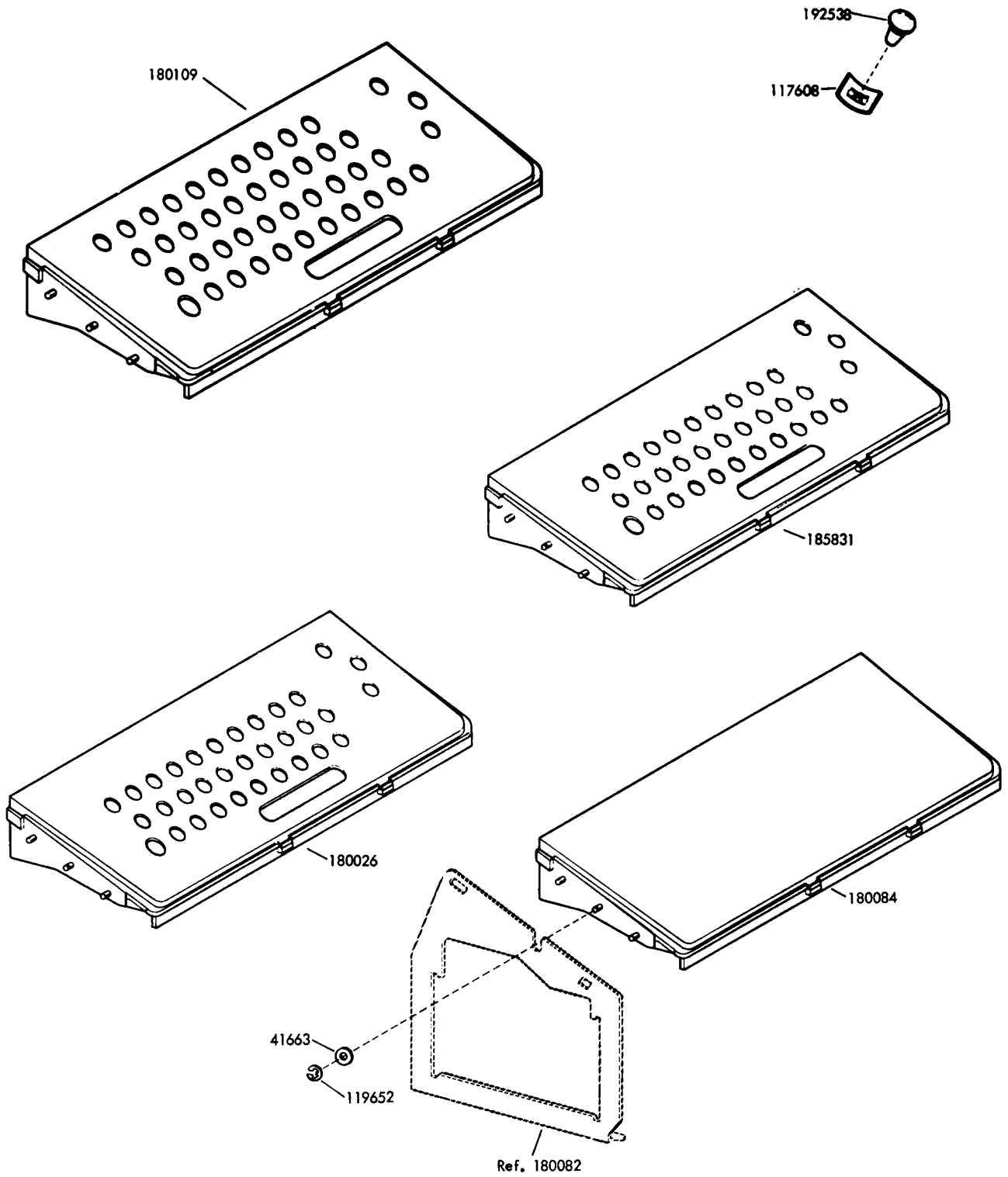
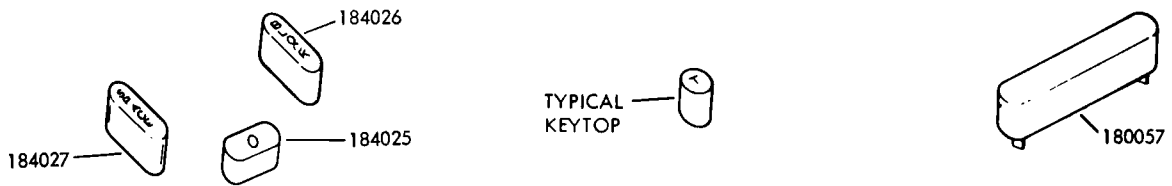


FIGURE 2. KEYBOARD COVERS





Keytop Description			Keytop Description			Keytop Description			Keytop Description			Keytop Description		
Lower Case	Upper Case	Part Number	Lower Case	Upper Case	Part Number	Lower Case	Upper Case	Part Number	Lower Case	Upper Case	Part Number	Lower Case	Upper Case	Part Number
A	-	180223	F	→	185232	L	3/4	180245	T		180261	2		180265
A	†	185230	G	&L	180227	L	EA	180450	U		180177	3		180266
B	?	180236	G	&	180242	L	↖	185237	U	7	180219	4		180267
B	5/8	180249	G		180274	M	.	180238	V	;L=	180235	5		180268
B	⊕	185240	G	⊕	180387	N	,	180237	V	3/8	180248	6		180269
C	:	180234	G	↘	185233	N		180250	V	=	180276	7		180270
C	WRU	180247	H		180186	N	⊕	185241	V	;	180342	8		180271
C	○	185238	H	#L	180228	O		180169	V	NT	180452	9		180272
D	+	180225	H	£	180338	O	9	180221	V	⊕	185239	0		180169
D	\$	180240	H	#	180448	P	○	180222	W		180172	(NO SYMBOL)		180299
D	WRU	180277	H	↓	185234	P		180263	W	2	180214	RETURN		180202
D		180278	I	8	180220	P	∅	180389	X	/	180233	LINE FEED		180203
D	↗	185231	I		180262	Q		180171	Y		180176	HERE IS		180206
E	3	180215	J	BELL	180229	Q	1	180213	Y	6	180218	BREAK		180207
E		180259	J	,	180243	R	4	180216	Z	"±	180232	REPT		180208
F	\$L	180226	J	↖	185235	R		180260	Z	"	180246	FIGS		180210
F	1/4	180241	K	(	180230	S	,	180224	Z	+	180275	LTRS		180211
F		180273	K	1/2	180244	S	BELL	180239	Z	PR	180451	TAPE OUT		180445
F	1	180343	K	BD	180449	S	RM	180446	BLANK	-	185229	LOC LF		151249
F	%	180386	K	←	185236	T	5	180217	I		180264	LOC CR		151250
F	\$	180447	L	)	180231									

FIGURE 4. KEYTOPS

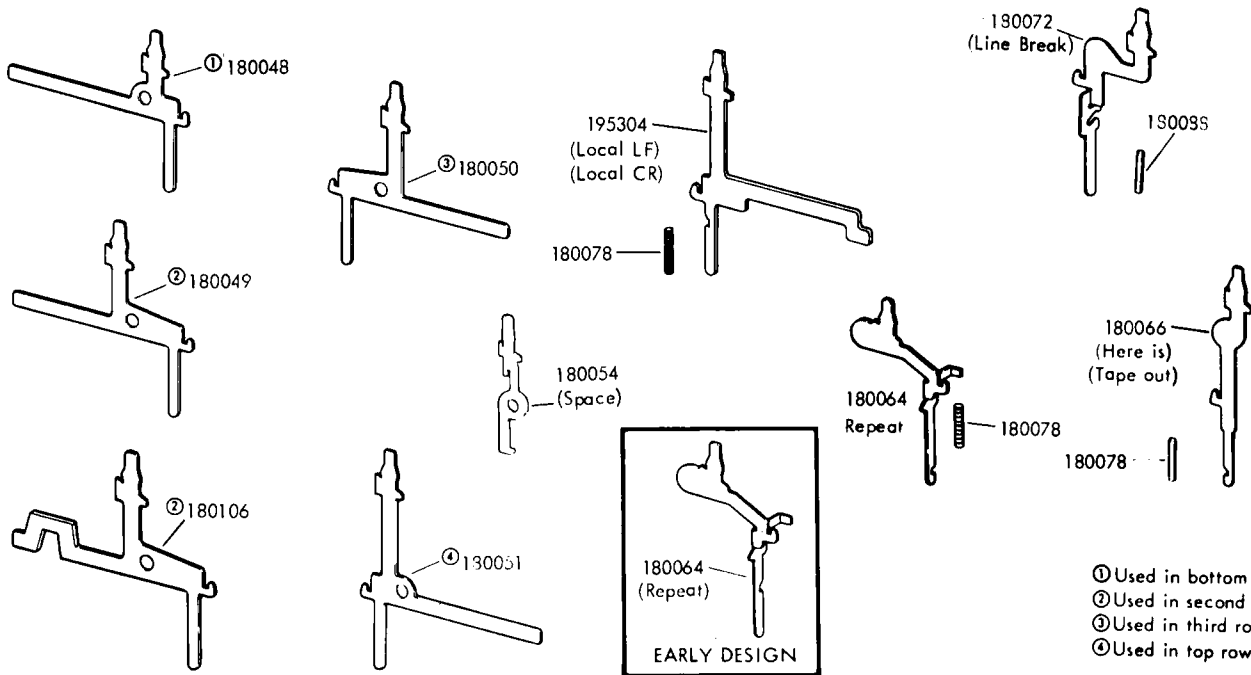


FIGURE 5. KEYLEVERS



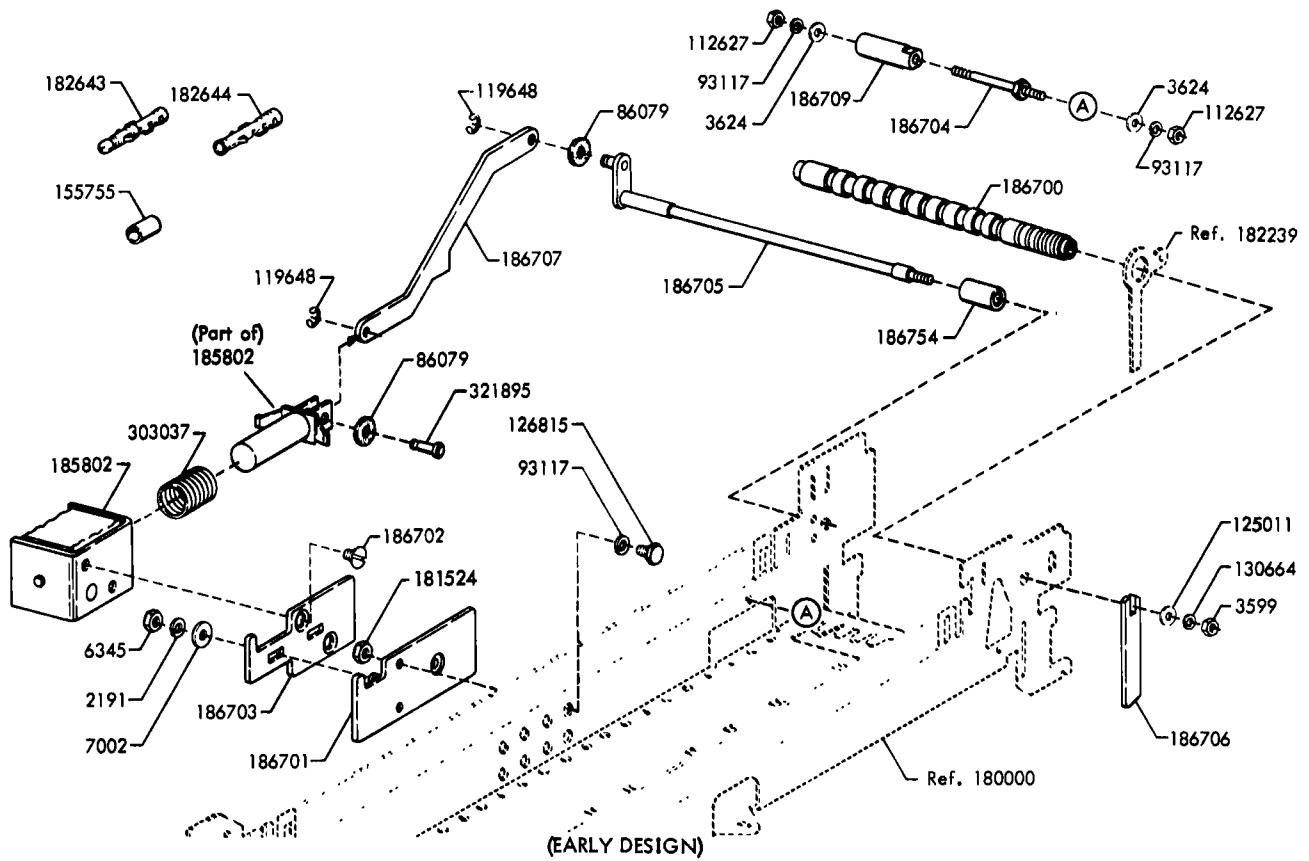


FIGURE 6. 186752 MODIFICATION KIT TO PROVIDE LOCKING FOR KEYBOARD

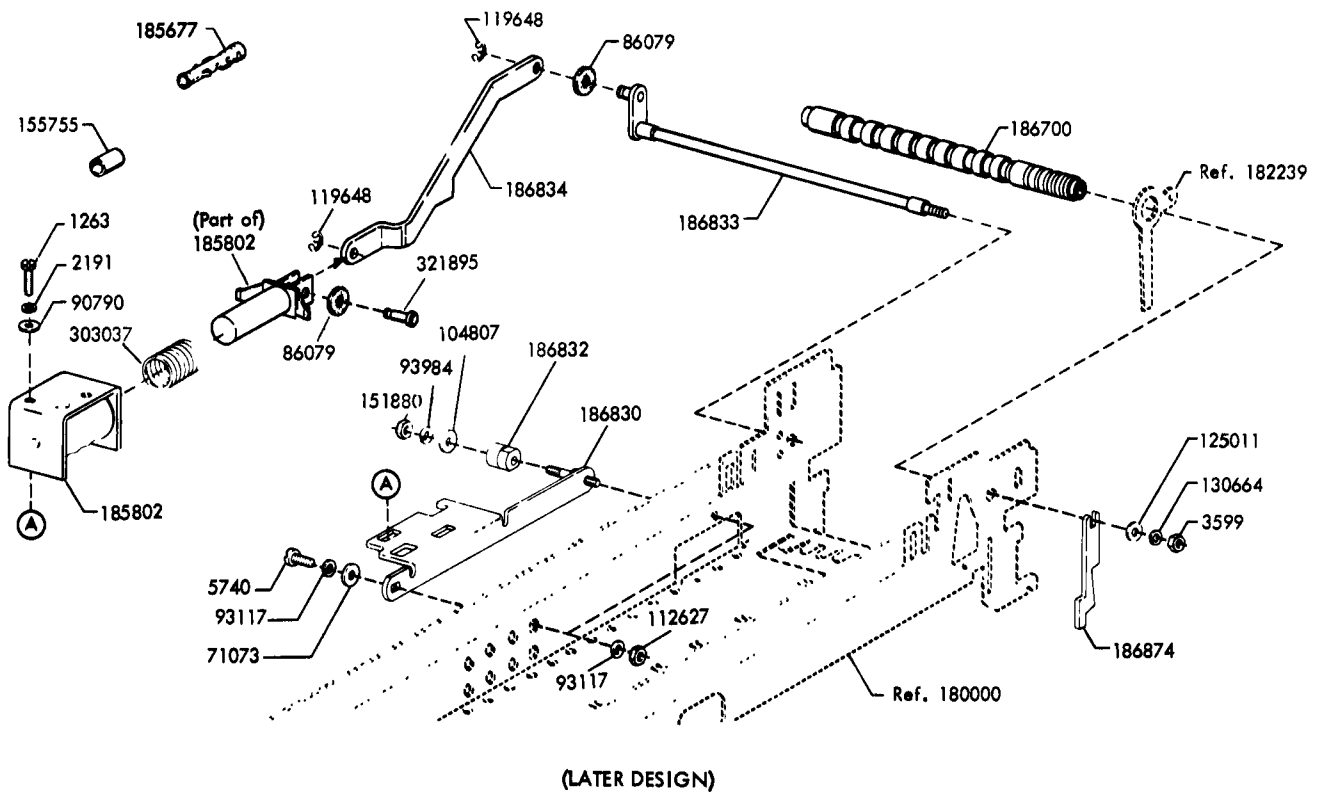


FIGURE 7. 186752 MODIFICATION KIT TO PROVIDE LOCKING FOR KEYBOARD

## NUMERICAL INDEX

Part Number	Description and Page Number	Part Number	Description and Page Number	Part Number	Description and Page Number
1263	Screw, 6-32 x 1/4 Fil 6	180041	Spring 2	180259	
2191	Lockwasher 6	180043	Wire, Contact 2	thru	
3599	Nut, 4-40 Hex 6	180044	Terminal, Tab Type 4	180278	Keytop 5
3624	Washer, Flat 2,6	180045	Terminal, Tab Type 4	180299	Keytop 5
5740	Screw, 2-56 x 1/4 Fil 6	180046	Bail, Contact Reset 2	180338	Keytop 5
6345	Nut, 6-32 Hex 6	180048	Keylever 5	180342	Keytop 5
8330	Washer, Flat 6	180049	Keylever 5	180343	Keytop 5
41663	Washer, Flat 3	180050	Keylever 5	180386	Keytop 5
71073	Washer, Flat 6	180051	Keylever 5	180387	Keytop 5
84575	Spring 4	180054	Keylever, Space Bar 4,5	180389	Keytop 5
86079	Washer, Felt 6	180055	Keylever, Space 4	180445	
90790	Washer, Flat 6	180056	Link, Space 4	thru	
93117	Lockwasher 6	180057	Bar, Space 4,5	180452	Keytop 5
93899	Spring 2	180064	Keylever, Repeat 5	180798	Screw, 8-32 Self-Tapping 2
93984	Lockwasher 6	180066	Keylever 5	180977	Plate w/Stud 2
104807	Washer, Flat 6	180072	Keylever, Fine Break 5	181524	Nut, 2-56 Shoulder 6
112627	Nut, 2-56 Hex 6	180077	Link 4	181962	Terminal 2
117608	Nut, Speed 3	180078	Spring, Compression, 4,5	181964	Insulator 2
119648	Ring, Retaining 6	180081	Bracket, Right Keyboard 2	182239	Lever, Latch 4,6
119652	Ring, Retaining 3	180082	Bracket, Left Keyboard 2, 3	182251	Plate, Identification 2
119653	Ring, Retaining 4	180084	Cover, Keyboard 3	182643	Terminal, Plug Type 4,6
125011	Washer, Flat 6	180086	Lever 2	182644	Terminal, Receptacle Type 6
126815	Screw, 2-56 x 15/64 Hex 6	180088	Spring, Compression 4,5	182647	Connector, 12 Pt Plug Type 4
130664	Lockwasher 6	180090	Terminal, Common 2	182726	Terminal, Receptacle Type 4
151249	Keytop 5	180096	Link 4	183607	Bar, Code 4
151250	Keytop 5	180099	Fastener 2	184025	Keytop 5
151880	Nut, 4-40 Hex 6	180100	Guide 4	184026	Keytop 5
155755	Sleeve, 11/64 x 5/8" Lg Insulating 6	180103	Link, Blocking 4	184027	Keytop 5
156633	Washer, Felt 2	180105	Bar, Code 4	184106	Block Assembly, Right Contact 2
163327	Ring, Retaining 4	180106	Keylever 5	184110	Block Assembly, Right Contact 2
180000	Frame, Keyboard 2,4,6	180107	Detent 2	184220	Terminal 2
180002	Bar, No. 1 Rear Code 4	180108	Keylever, Space 4	185229	
180003	Bar, No. 1 Front Code 4	180109	Cover, Keyboard 3	thru	
180004	Bar, No. 2 Rear Code 4	180169	Keytop 5	185241	Keytop 5
180005	Bar, No. 2 Front Code 4	180171	Keytop 5	185798	Spring 4
180006	Bar, No. 3 Rear Code 4	180172	Keytop 5	185802	Solenoid 6
180007	Bar, No. 3 Front Code 4	180176	Keytop 5	185831	Cover, Keyboard 3
180008	Bar, No. 4 Rear Code 4	180177	Keytop 5	186253	Lever w/Hub 2
180009	Bar, No. 4 Front Code 4	180186	Keytop 5	186314	Spring 2
189910	Bar, No. 5 Rear Code 4	180202	Keytop 5	186342	Bar, Universal Code 4
180011	Bar, No. 5 Front Code 4	180203	Keytop 5	186435	Spring 2
180026	Cover, Keyboard 3	180206	Keytop 5	186437	Spring 4
180028	Lever 4	180207	Keytop 5	186700	Shaft 6
180029	Lever 4	180208	Keytop 5	186701	Plate 6
180030	Lever, Patch 2	180210	Keytop 5	186702	Screw, 6-32 Spl 6
180031	Spring, Compression 2	180211	Keytop 5		
180032	Lever, Non-Repeat 4	180213			
180033	Shaft 4	thru			
180034	Spring, Flat 4	180250	Keytop 5		
180040	Block, Contact 2				

NUMERICAL INDEX (Continued)

Part Number	Description and Page Number	Part Number	Description and Page Number	Part Number	Description and Page Number
186703	Plate, Top Mounting 6	186752	Modification Kit 1,6	192538	Plug, Button 3
186704	Stud 6	186754	Bushing 6	195304	Keylever 5
186705	Shaft 6	186830	Bracket 6	303037	Spring, Compression 6
186706	Cam, Trip 6	186832	Bushing, Eccentric 6	312918	Strap 2
186707	Lever 6	186833	Shaft 6	321895	Post 6
186709	Bushing, Eccentric 6	186874	Cam, Trip 6		

32 TYPING UNIT (UP)

PARTS

FIGURE	CONTENTS	PAGE	FIGURE	CONTENTS	PAGE
1	Platen Mechanism - Friction Feed	2	22	Clutch Trip Mechanism	22
2	Paper Handling Mechanism - Friction Feed	3	23	Answer-Back Drum Mechanism	23
3	Platen Mechanism - Sprocket Feed	4	24	Answer-Back Trip Magnet Mechanism	23
4	Platen Mechanism - Sprocket Feed (Continued)	5	25	Line Feed Function Lever Mechanism	24
5	Ribbon Feed Mechanism	6	26	Function Levers	25
6	Carriage Upper Plate Mechanism	7	27	185971 Modification Kit to Provide Printer with an End-of-Line Bell to Ring on Approximately the 62nd Character	26
7	Carriage Lower Plate Mechanism	8	28	185991 Modification Kit to Provide Controlled Single or Double Line Feed Feature on Friction Feed Printer	26
8	Carriage Power Bail Mechanism	9	29	Typewheel Chart	27
9	Carriage Drive Bail Mechanism	10	30	Formout Mechanism — Sprocket Feed	28
10	Carriage Mechanism for Two Color Printing	11	31	Later Design Formout Mechanism — Sprocket Feed	29
11	Main Shaft Mechanism - Friction Feed	12	32	Motor Contact — Sprocket Feed	29
12	Main Shaft Mechanism - Sprocket Feed	13	33	Base	30
13	Clutch Trip Lever Mechanism	14	34	Sub Bases	31
14	Codebar Basket Mechanism	15	35	Motors and Electrical Components	32
15	Function Box Mechanism	16	36	Cable Components	33
16	Function Shaft Mechanism	17		Numerical Index	34
17	Selector Frame Mechanism	18			
18	Clutch and Camsleeve Mechanism	19			
19	Distributor Clutch Mechanism	20			
20	Trip Shaft Mechanism	21			
21	182964 Drive Arm Assembly	22			

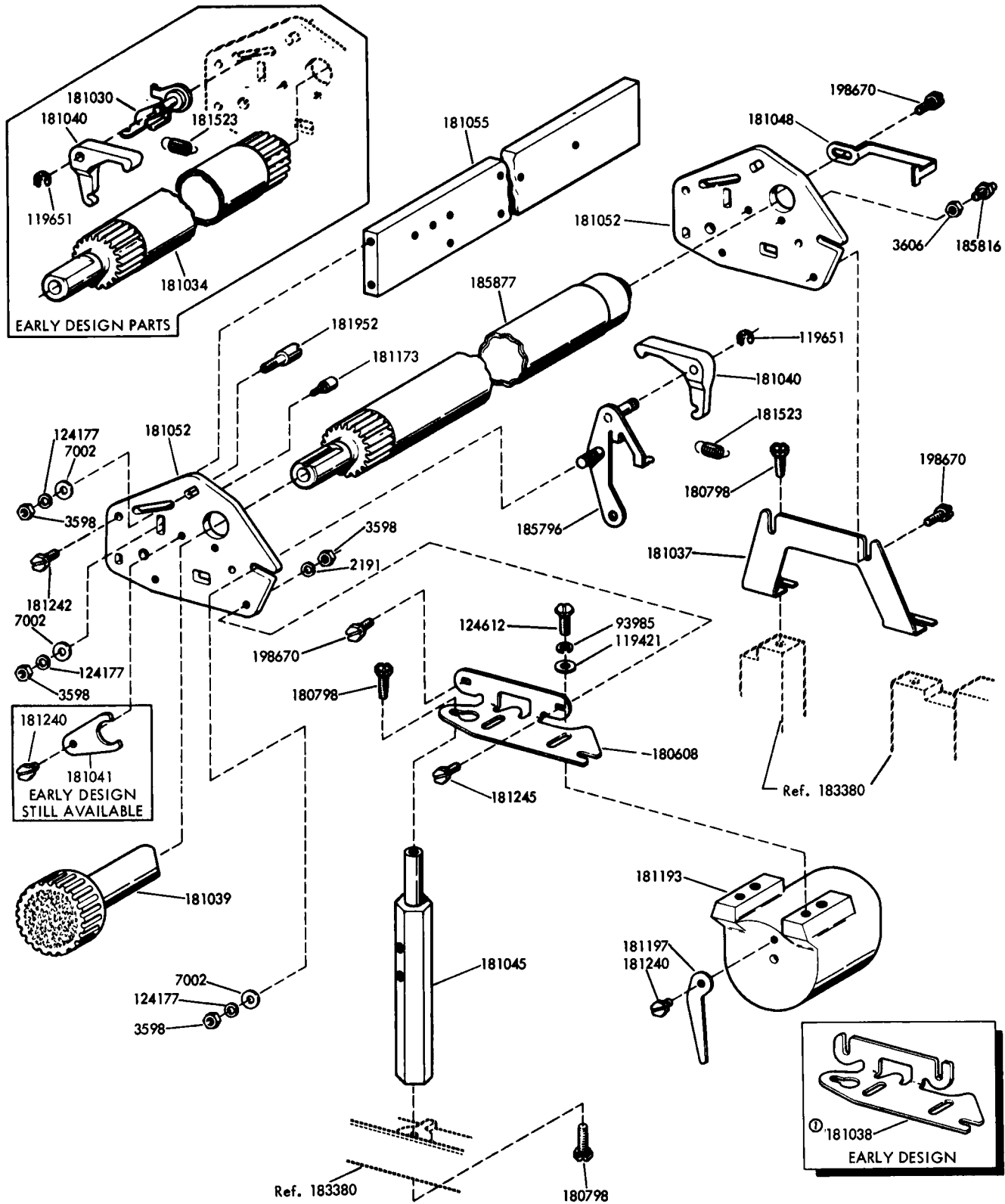


FIGURE 1. PLATEN MECHANISM-FRICTION FEED

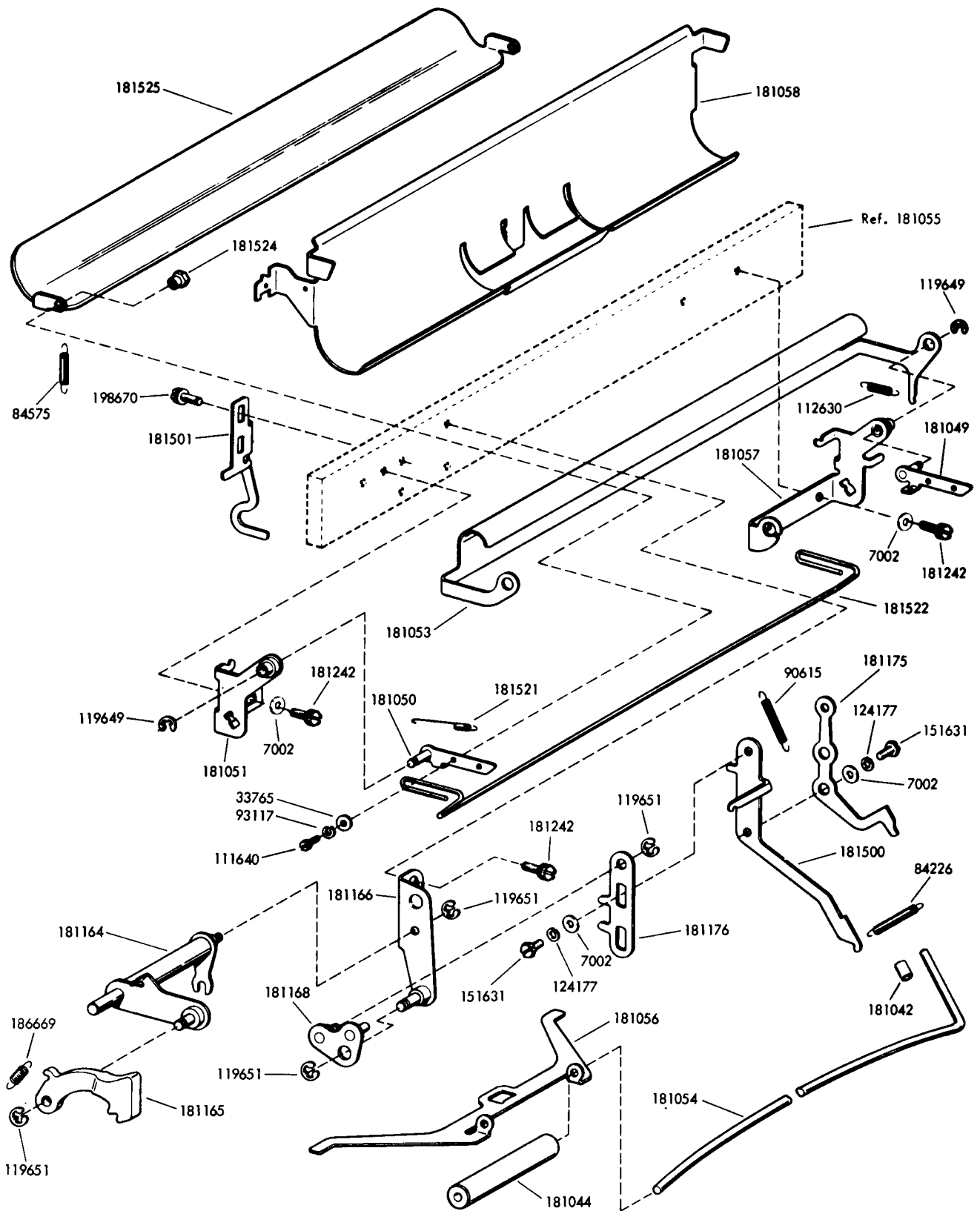


FIGURE 2. PAPER HANDLING MECHANISM-FRICTION FEED

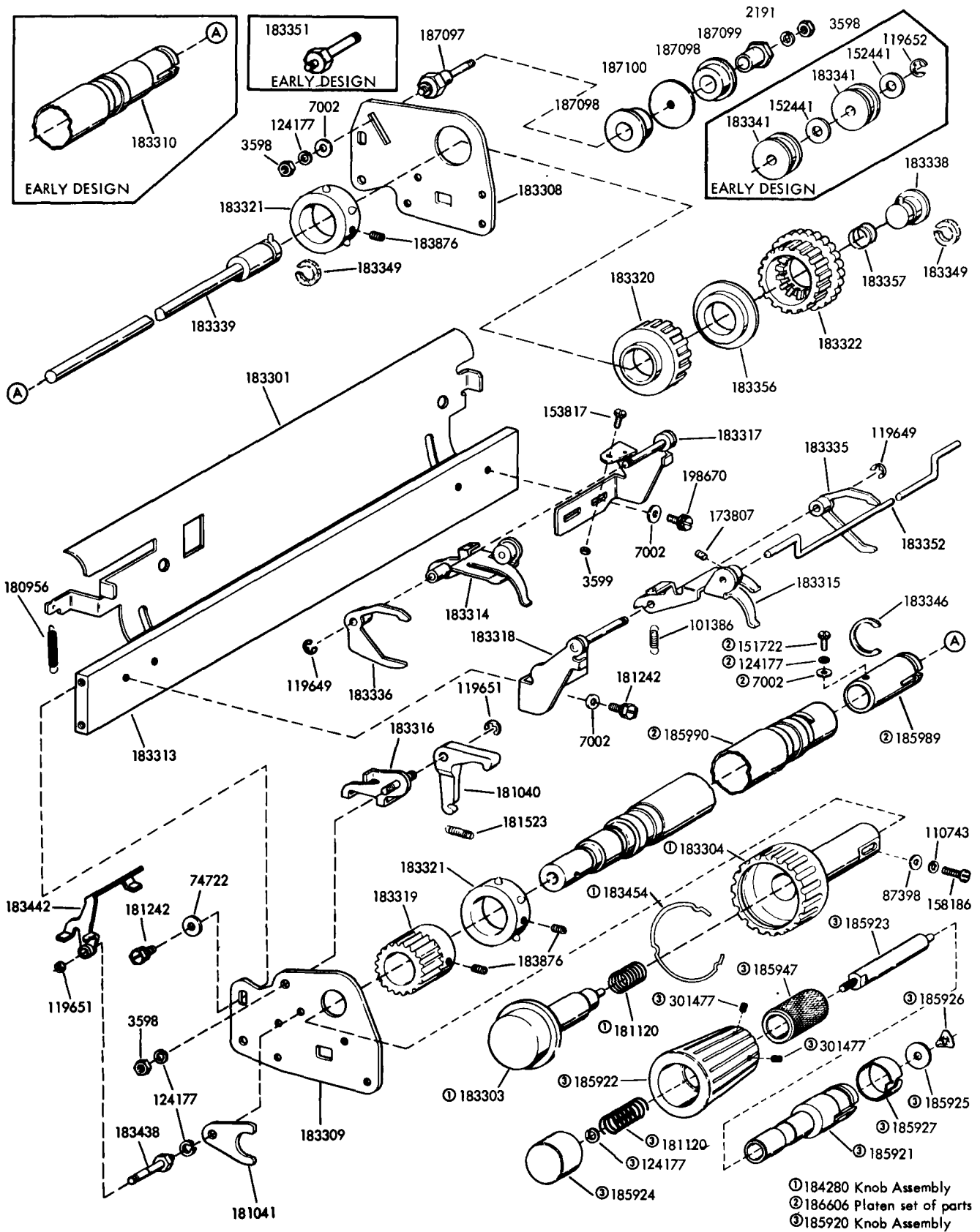


FIGURE 3. PLATEN MECHANISM-SPROCKET FEED

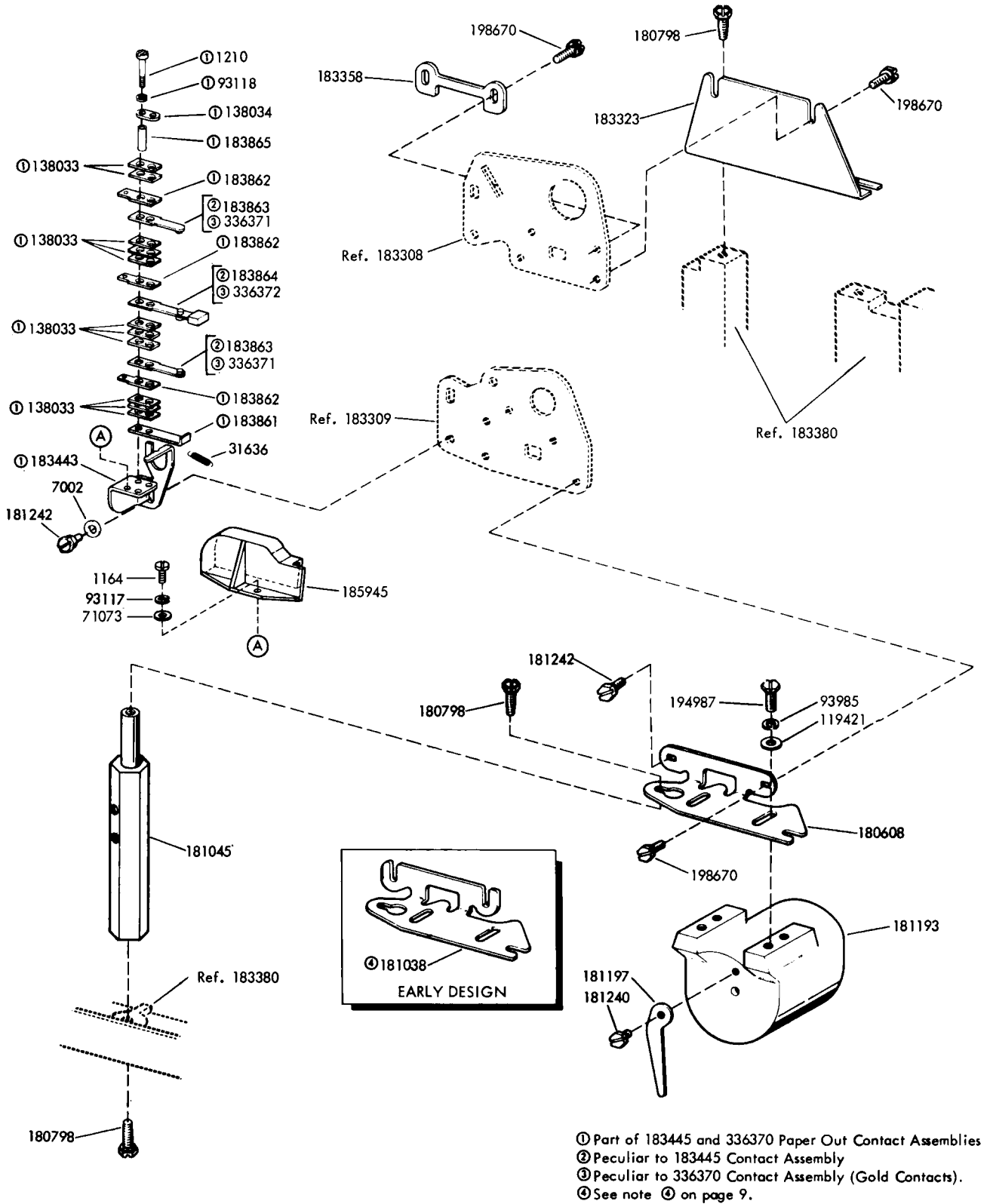


FIGURE 4. PLATEN MECHANISM-SPROCKET FEED (CONTINUED)



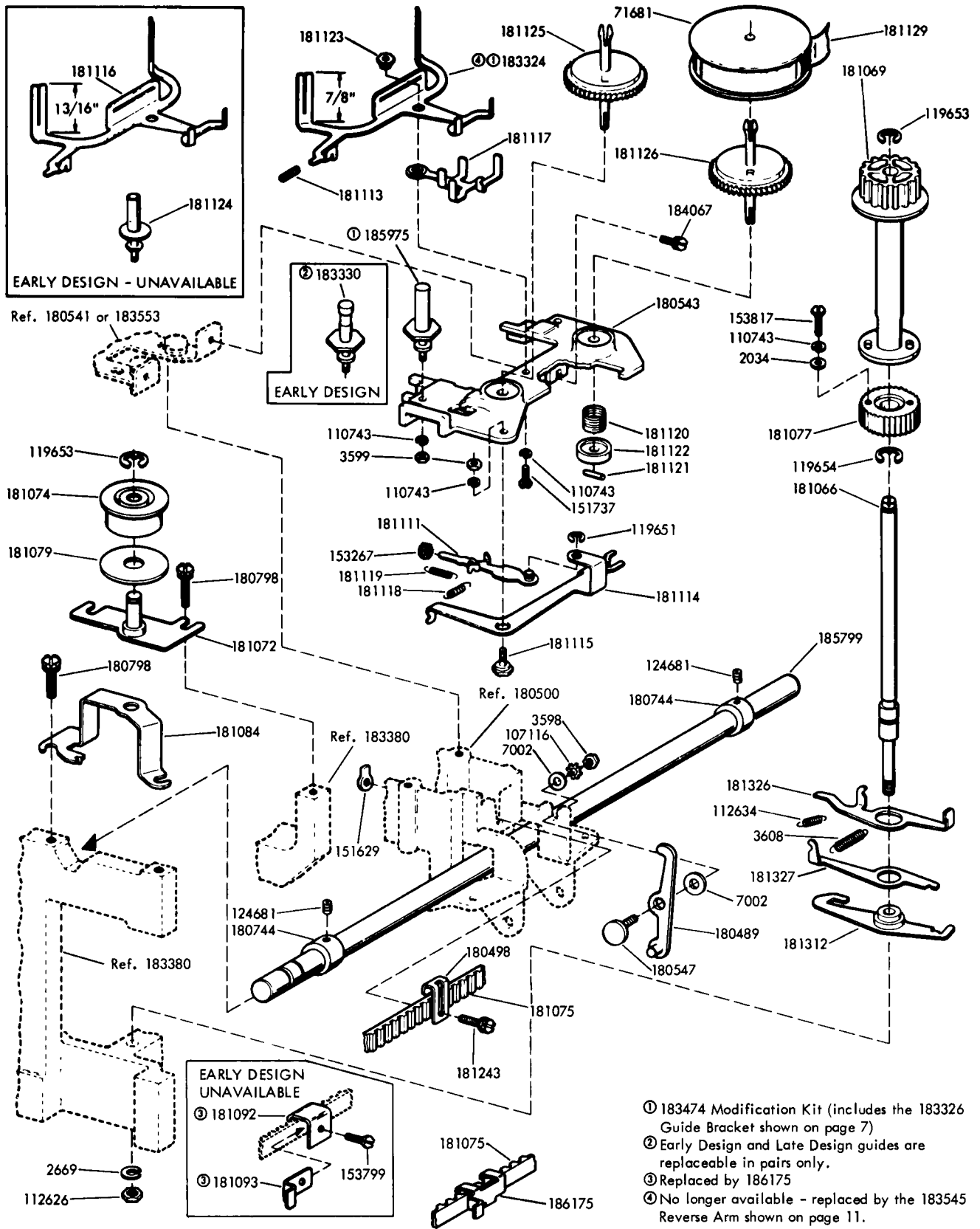


FIGURE 5. RIBBON FEED MECHANISM

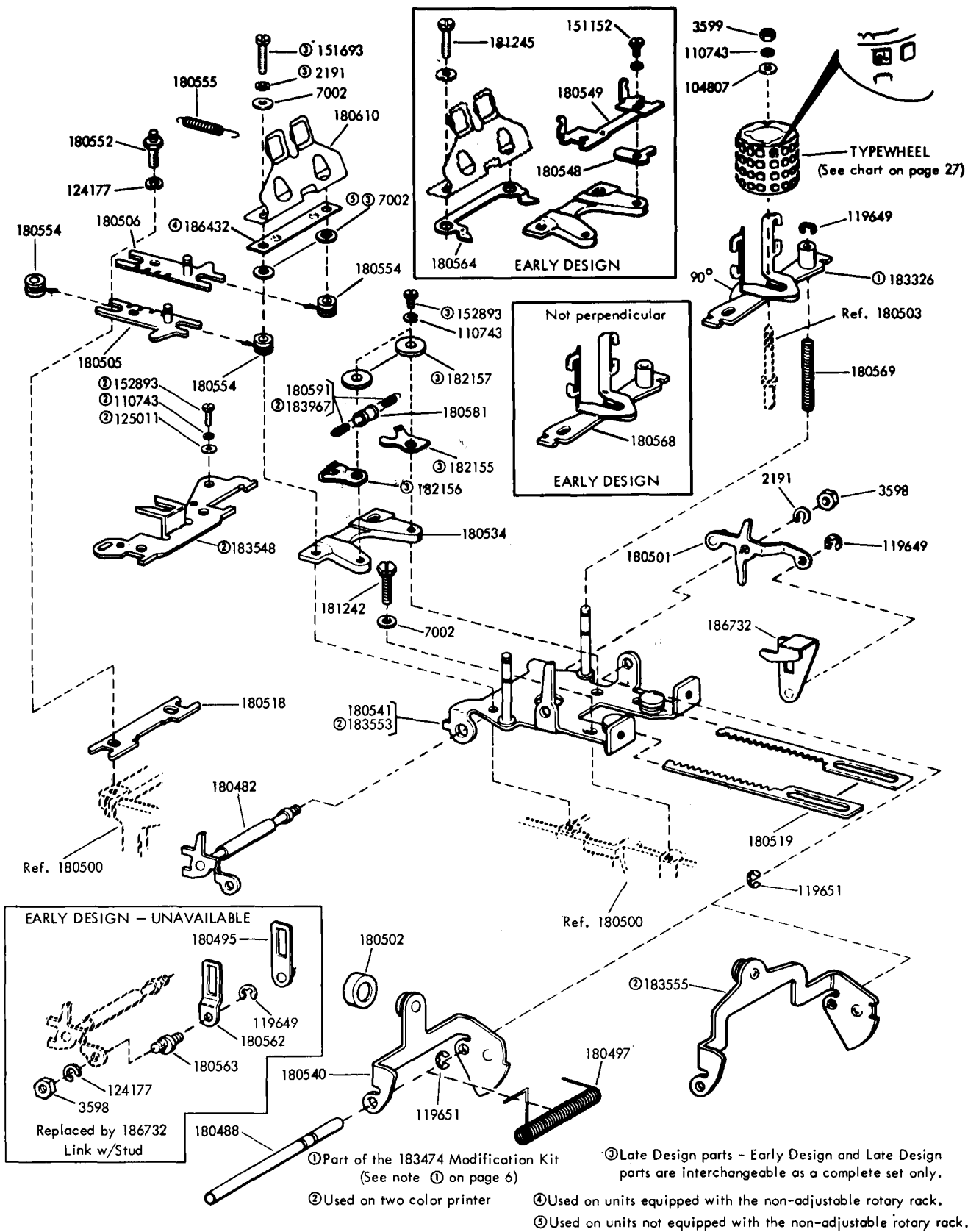


FIGURE 6. CARRIAGE UPPER PLATE MECHANISM

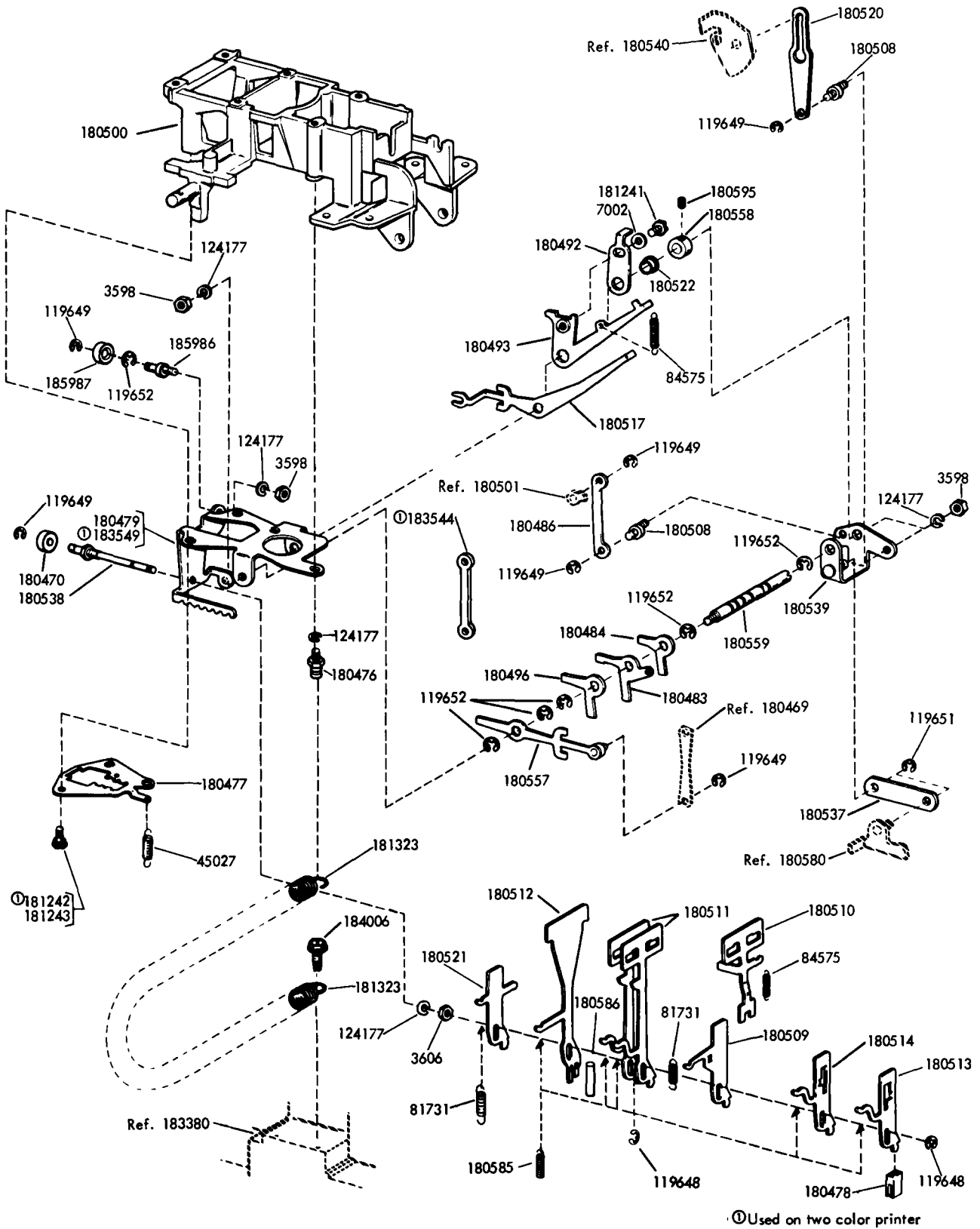


FIGURE 7. CARRIAGE LOWER PLATE MECHANISM

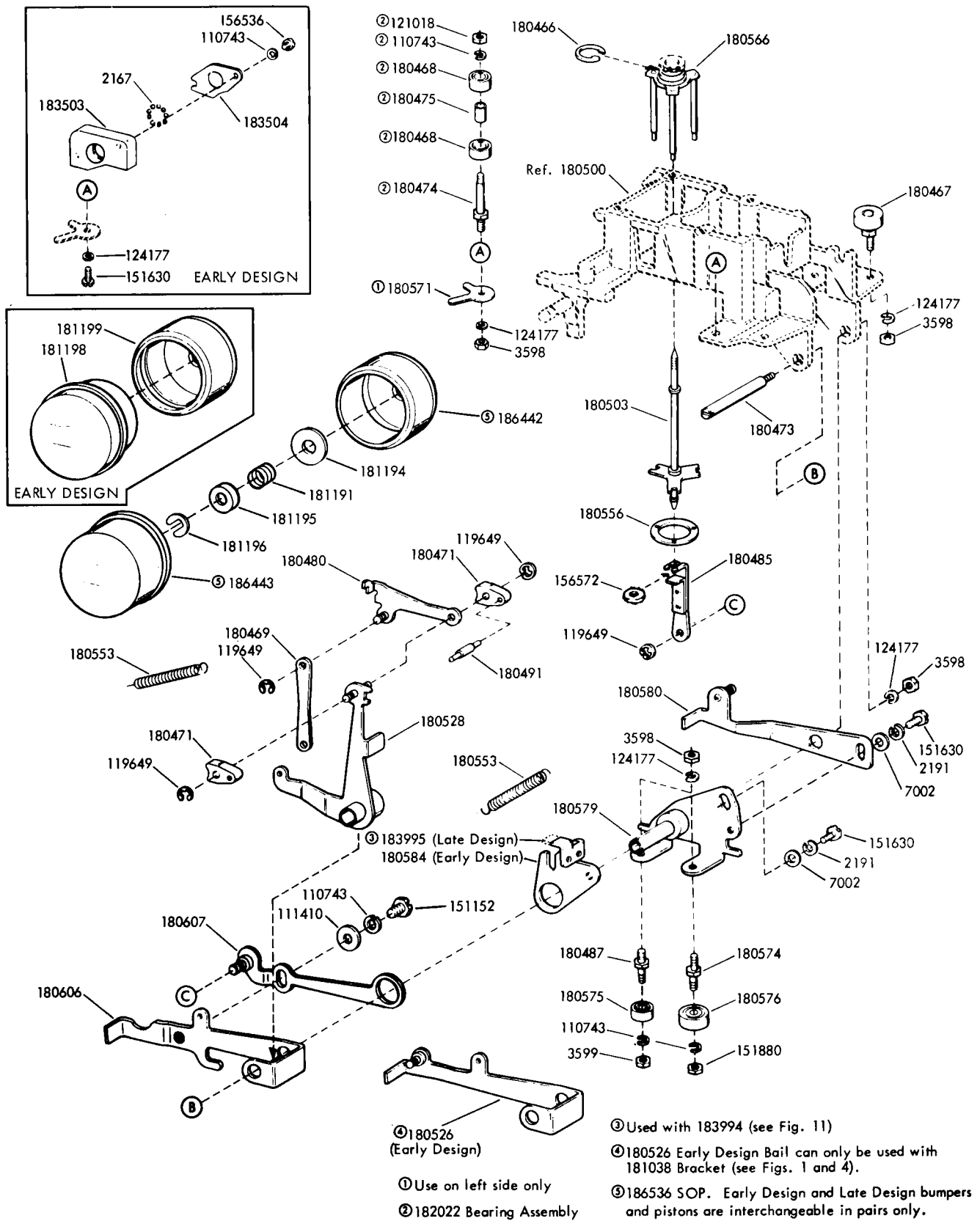


FIGURE 8. CARRIAGE POWER BAIL MECHANISM

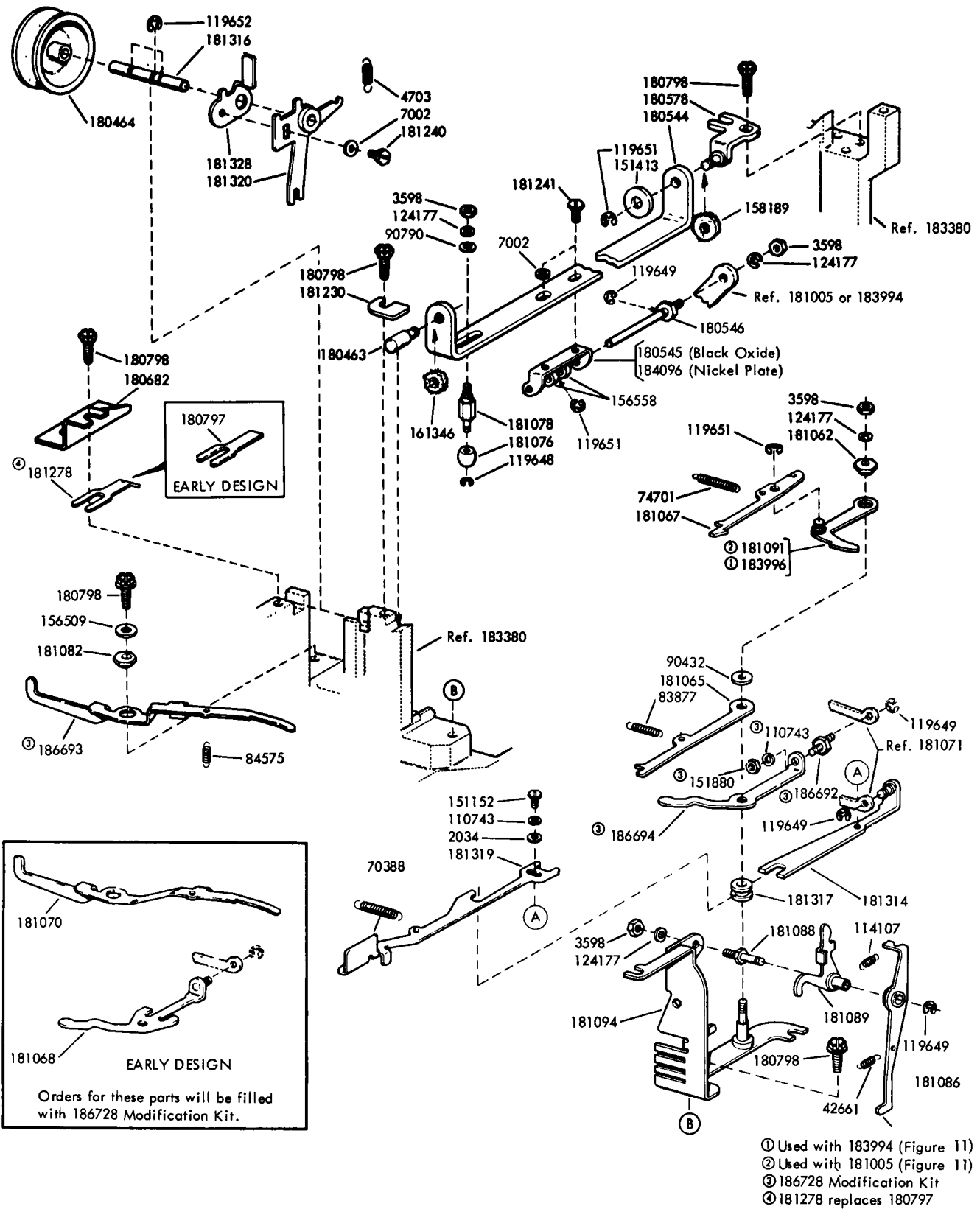


FIGURE 9. CARRIAGE DRIVE BAIL MECHANISM

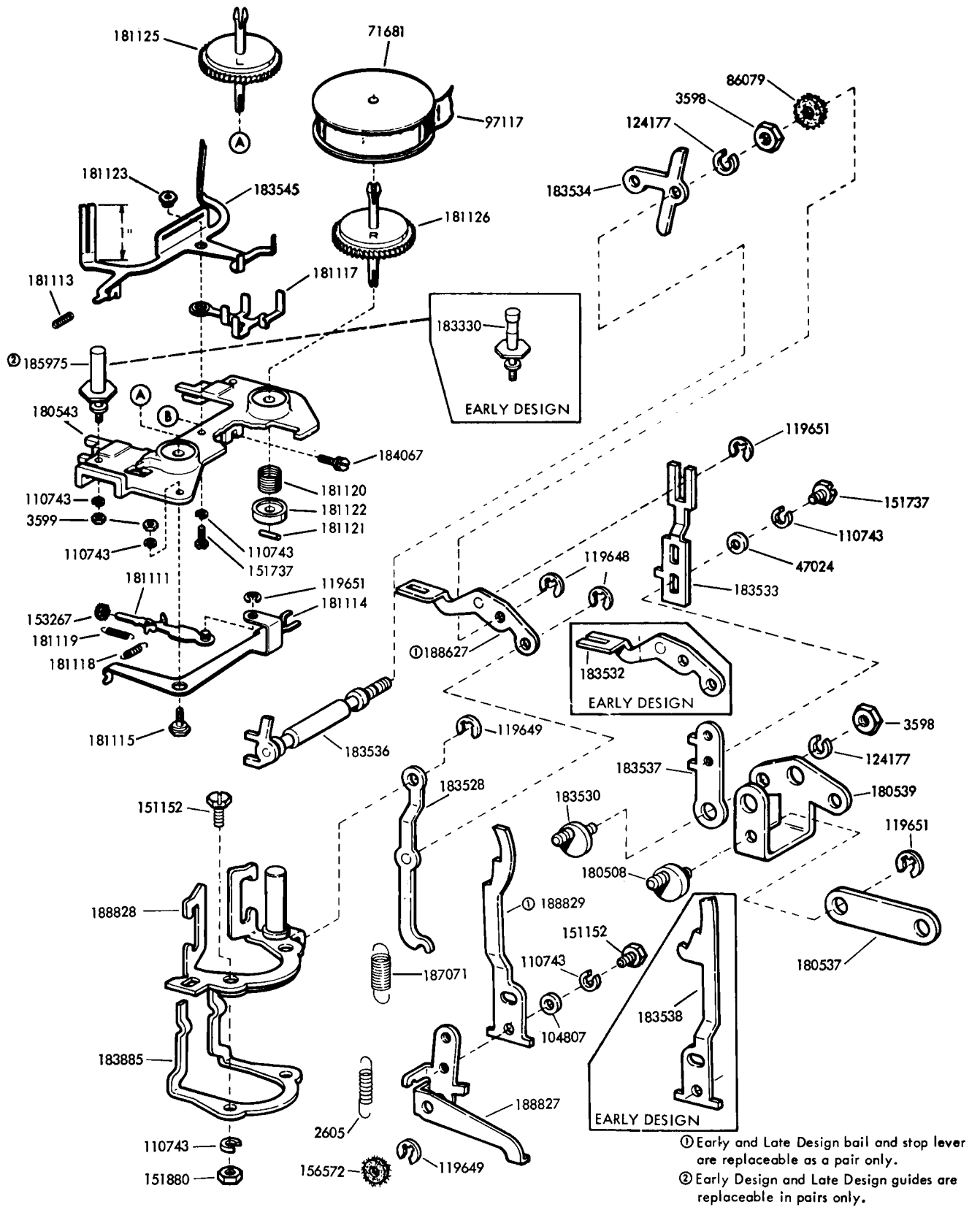


FIGURE 10. CARRIAGE MECHANISM FOR TWO COLOR PRINTING

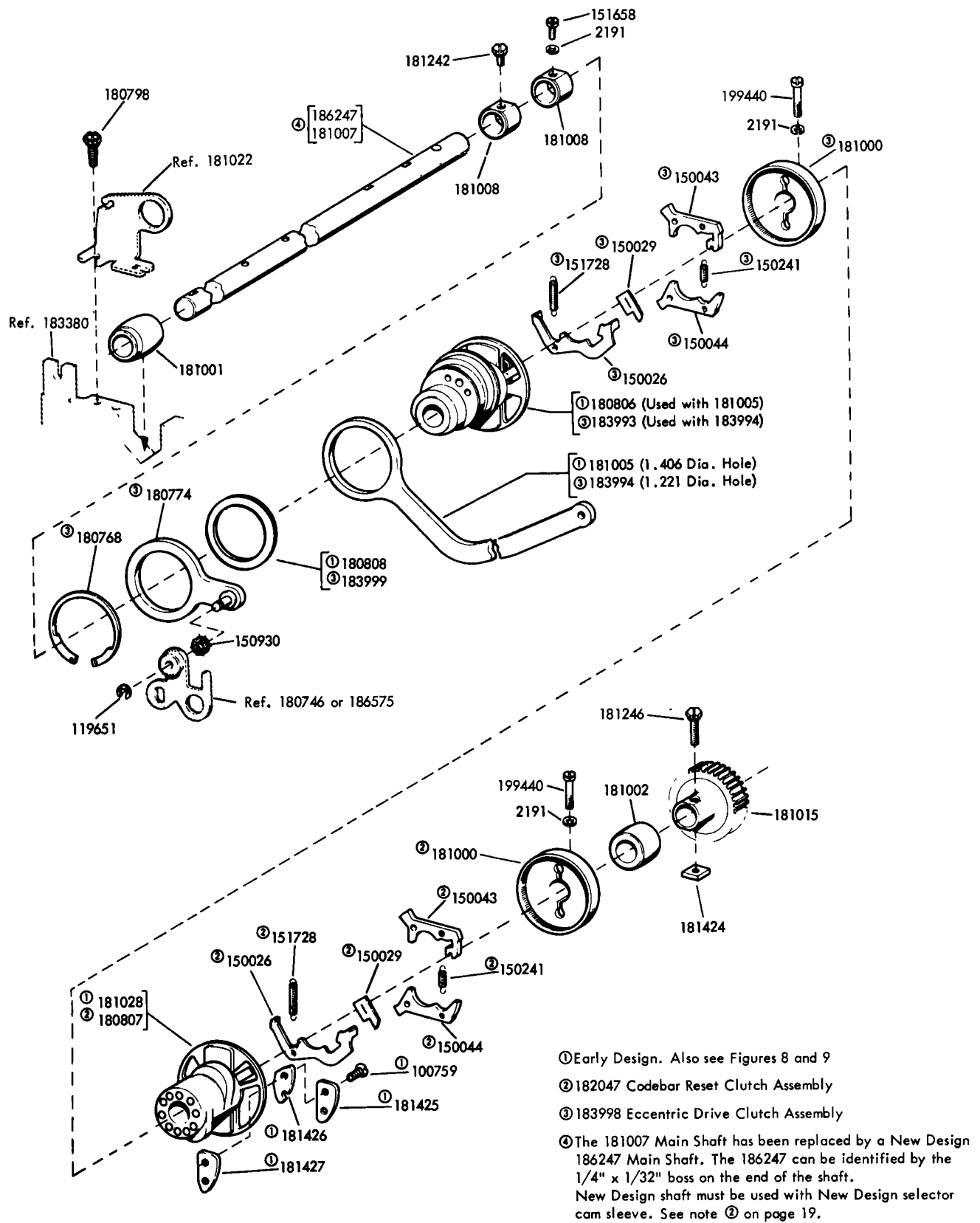


FIGURE 11. MAIN SHAFT MECHANISM-FRICTION FEED

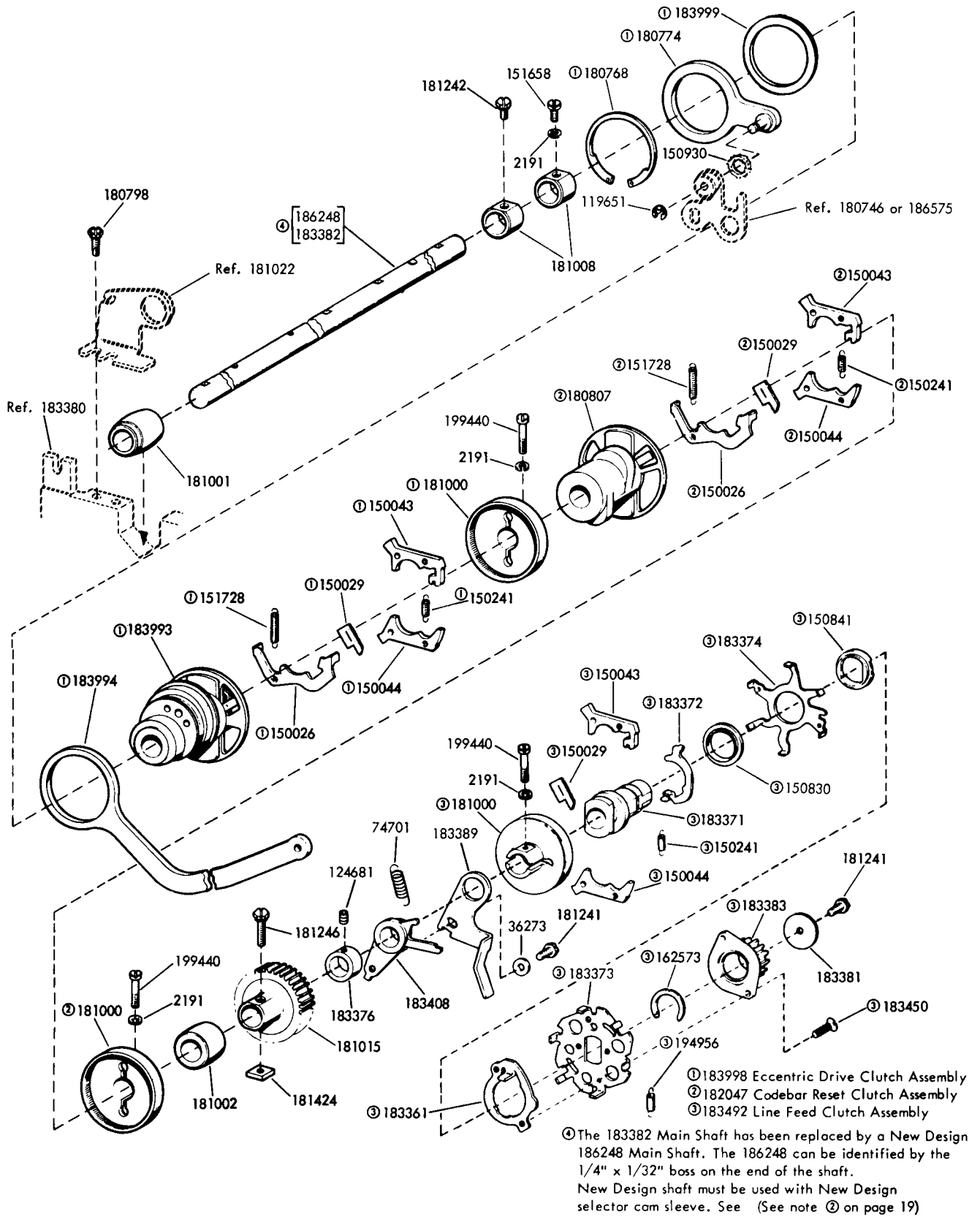


FIGURE 12. MAIN SHAFT MECHANISM-SPROCKET FEED



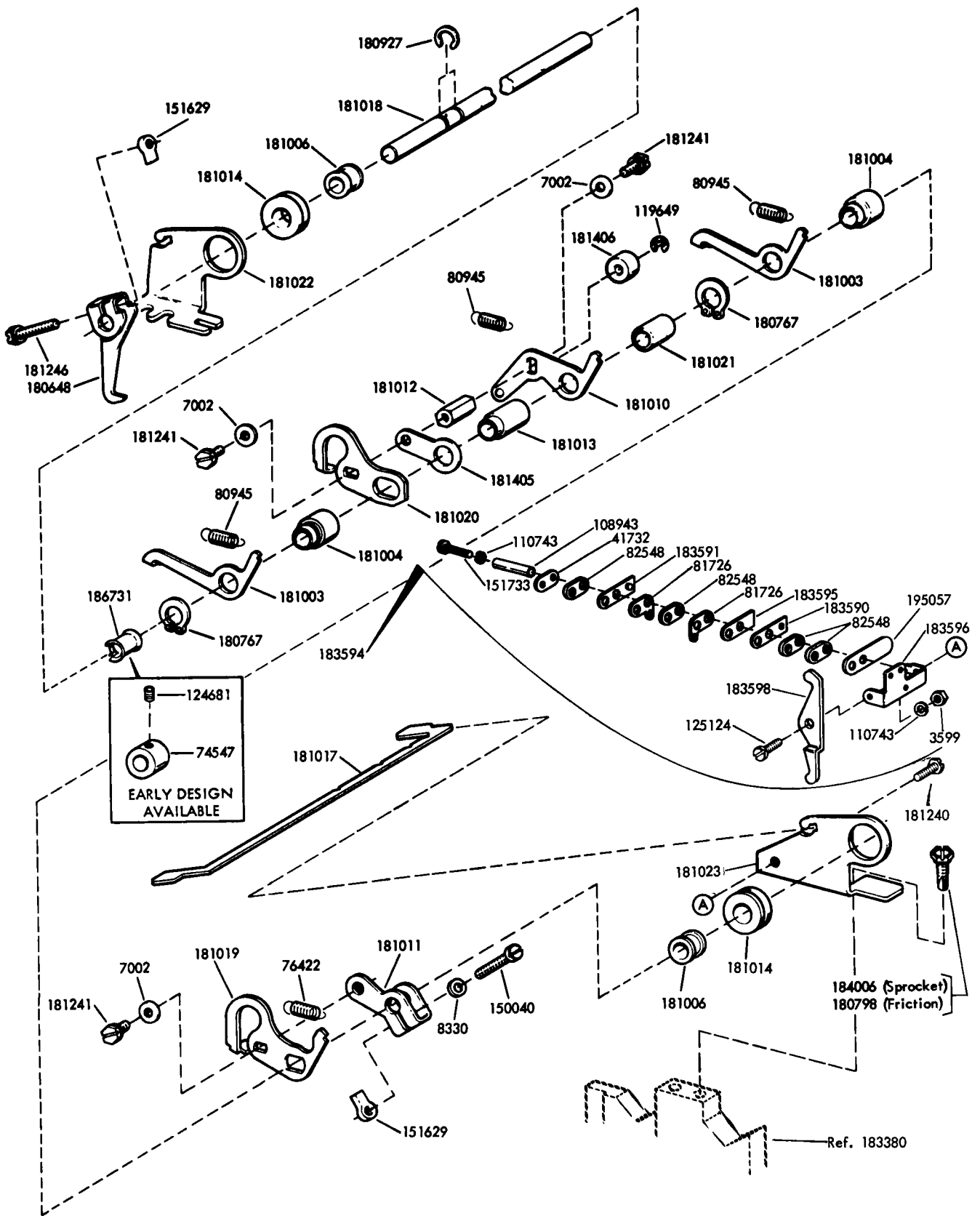
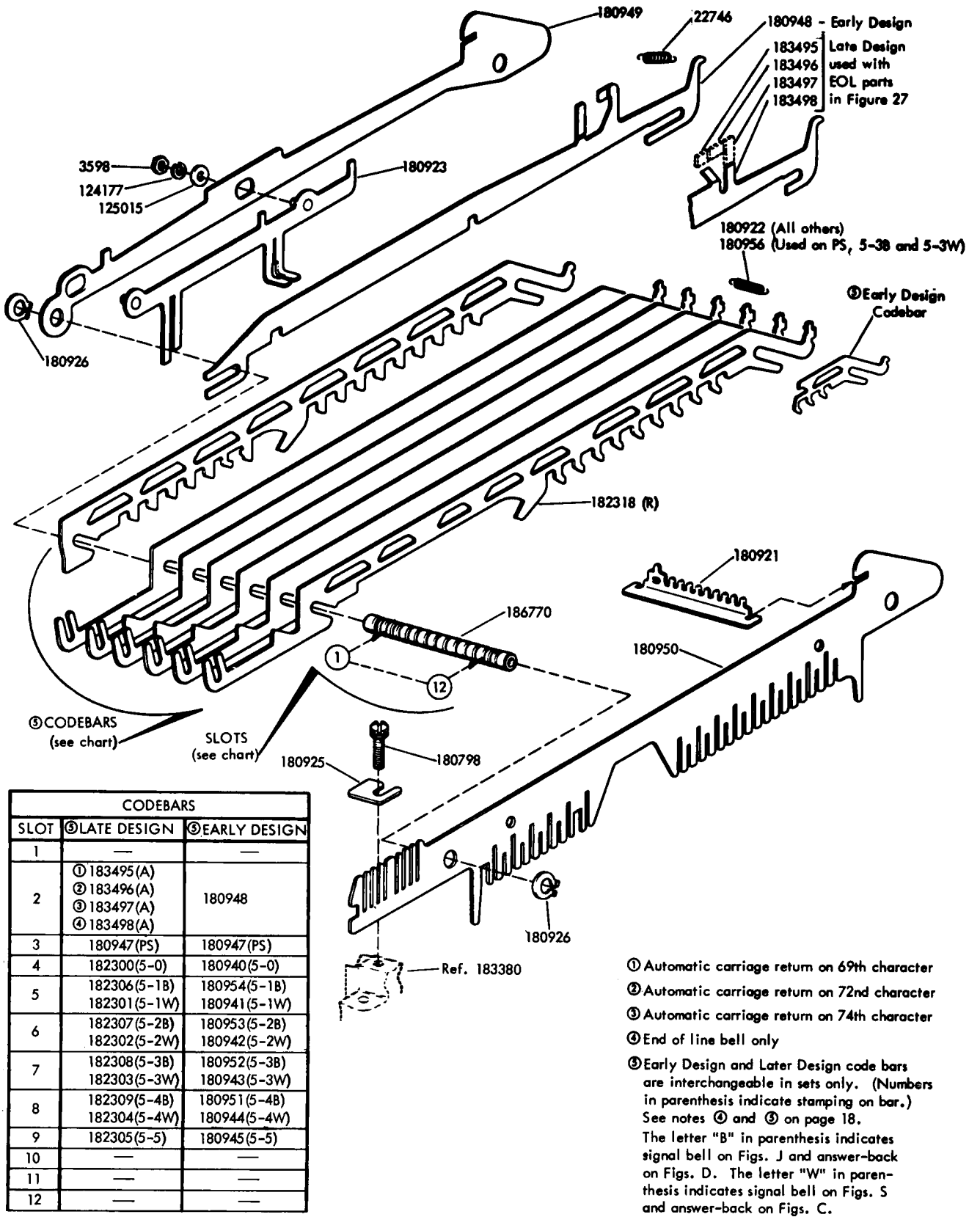


FIGURE 13. CLUTCH TRIP LEVER MECHANISM



CODEBARS		
SLOT	⑤ LATE DESIGN	⑤ EARLY DESIGN
1	—	—
2	① 183495 (A) ② 183496 (A) ③ 183497 (A) ④ 183498 (A)	180948
3	180947 (PS)	180947 (PS)
4	182300 (5-0)	180940 (5-0)
5	182306 (5-1B) 182301 (5-1W)	180954 (5-1B) 180941 (5-1W)
6	182307 (5-2B) 182302 (5-2W)	180953 (5-2B) 180942 (5-2W)
7	182308 (5-3B) 182303 (5-3W)	180952 (5-3B) 180943 (5-3W)
8	182309 (5-4B) 182304 (5-4W)	180951 (5-4B) 180944 (5-4W)
9	182305 (5-5)	180945 (5-5)
10	—	—
11	—	—
12	—	—

FIGURE 14. CODEBAR BASKET MECHANISM

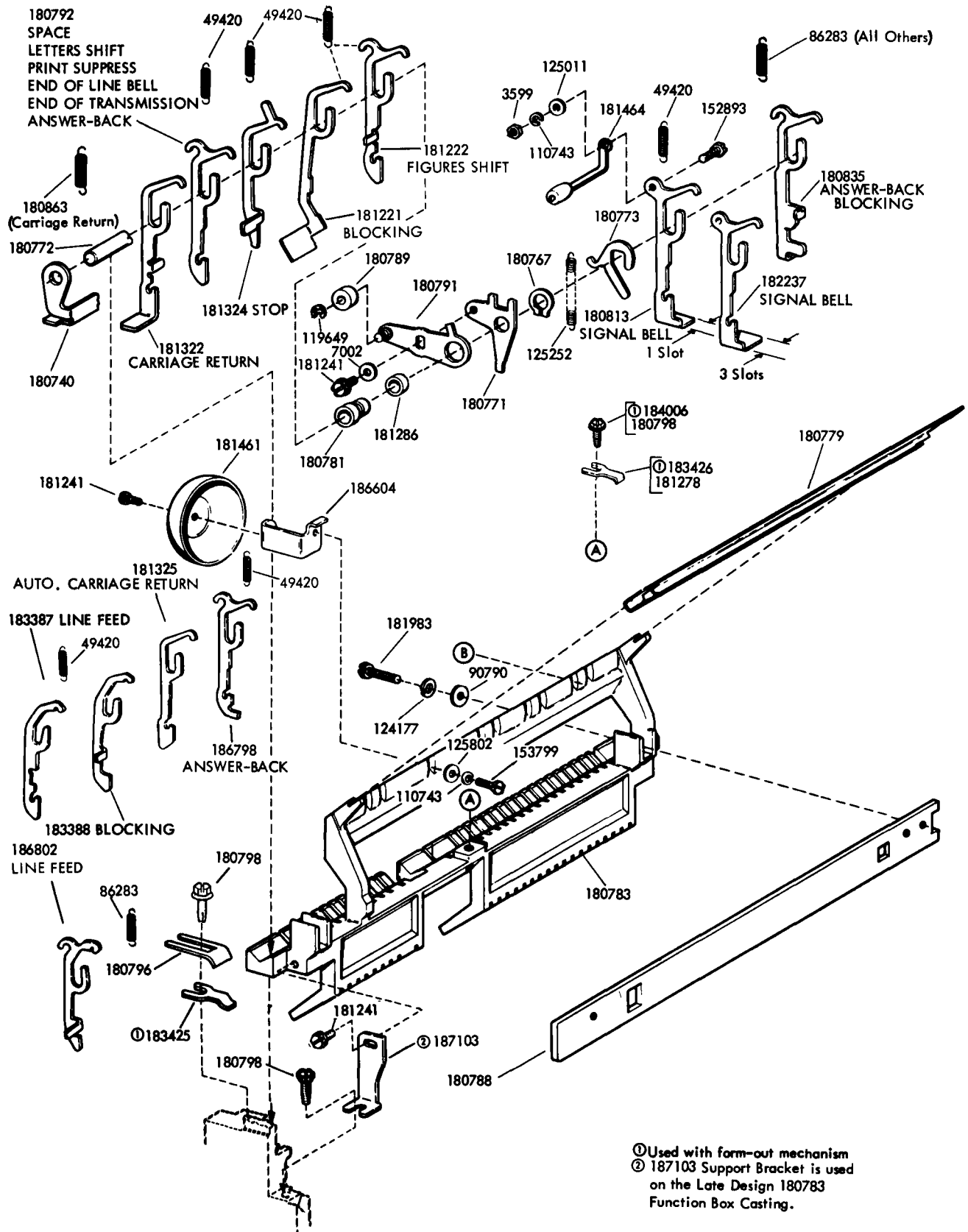


FIGURE 15. FUNCTION BOX MECHANISM



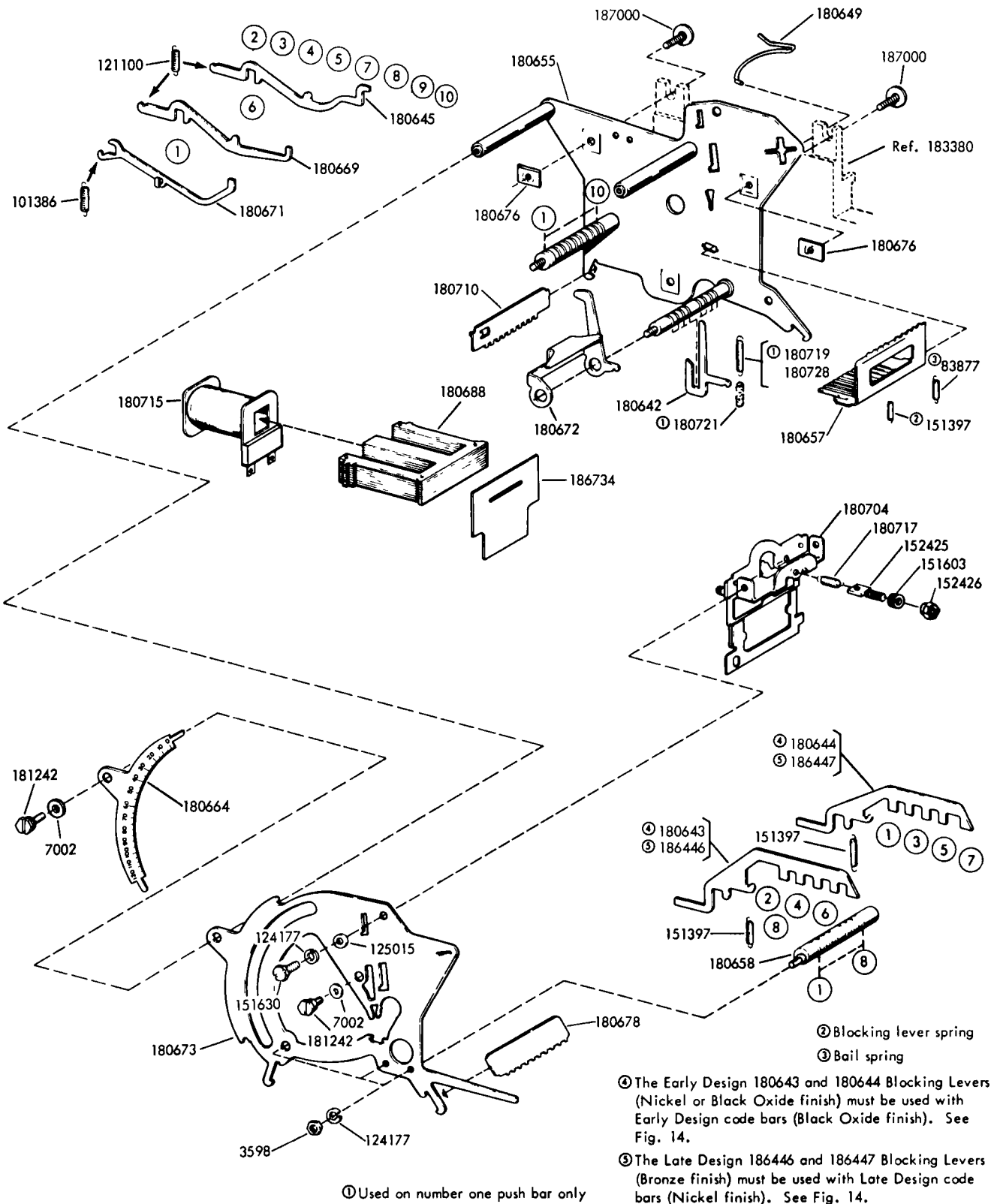


FIGURE 17. SELECTOR FRAME MECHANISM

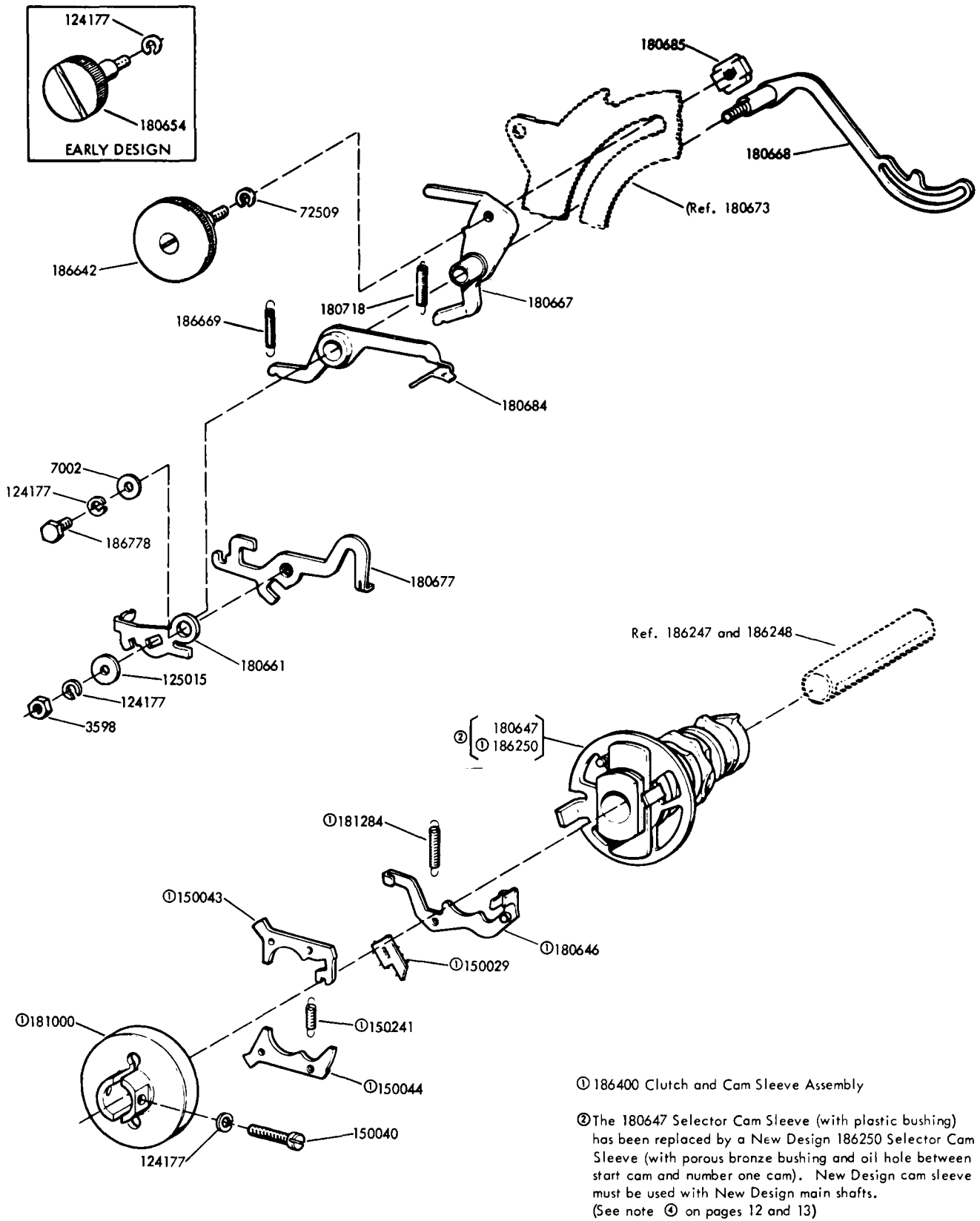
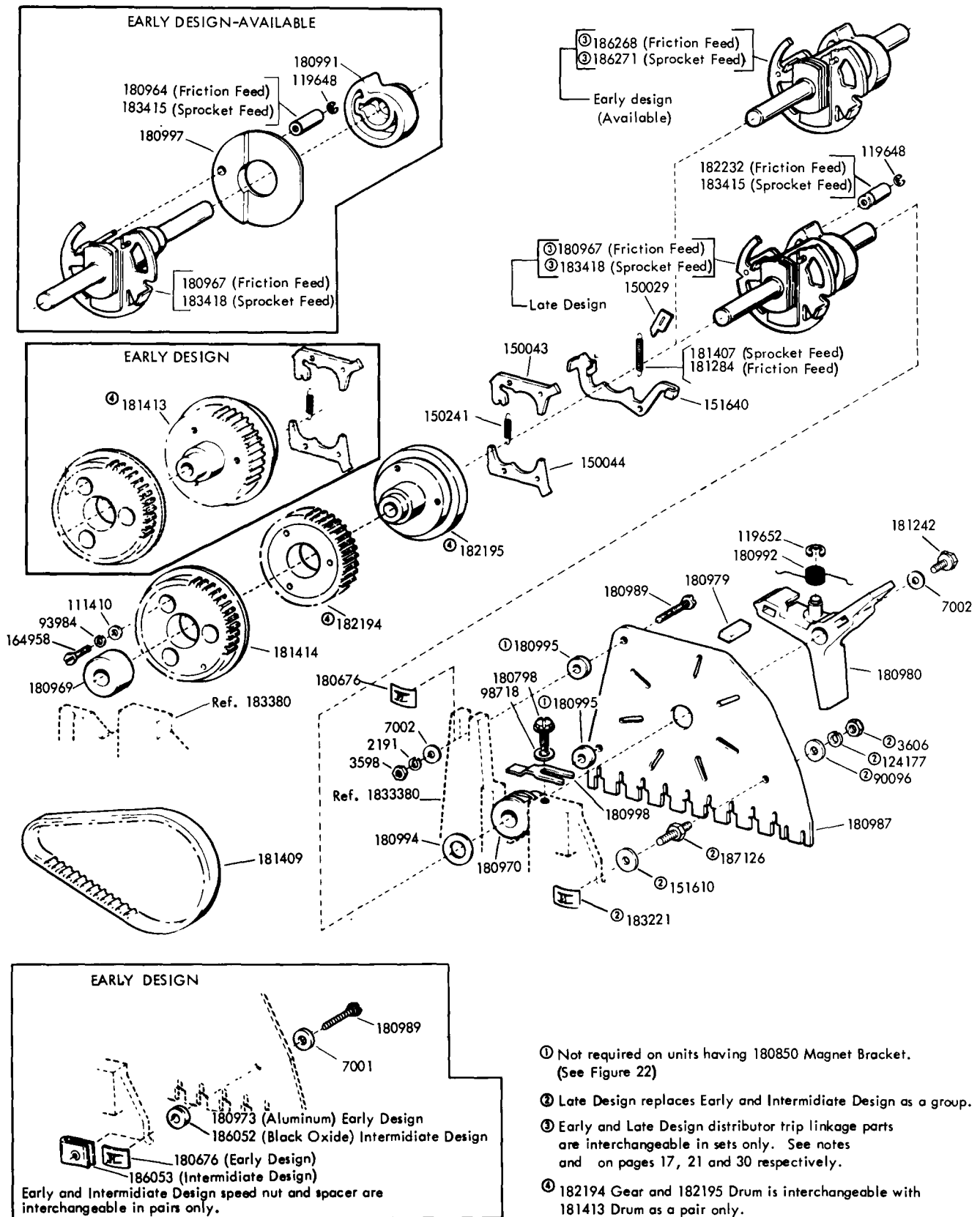


FIGURE 18. CLUTCH AND CAMSLEEVE MECHANISM



① Not required on units having 180850 Magnet Bracket. (See Figure 22)

② Late Design replaces Early and Intermediate Design as a group.

③ Early and Late Design distributor trip linkage parts are interchangeable in sets only. See notes and on pages 17, 21 and 30 respectively.

④ 182194 Gear and 182195 Drum is interchangeable with 181413 Drum as a pair only.

FIGURE 19. DISTRIBUTOR CLUTCH MECHANISM

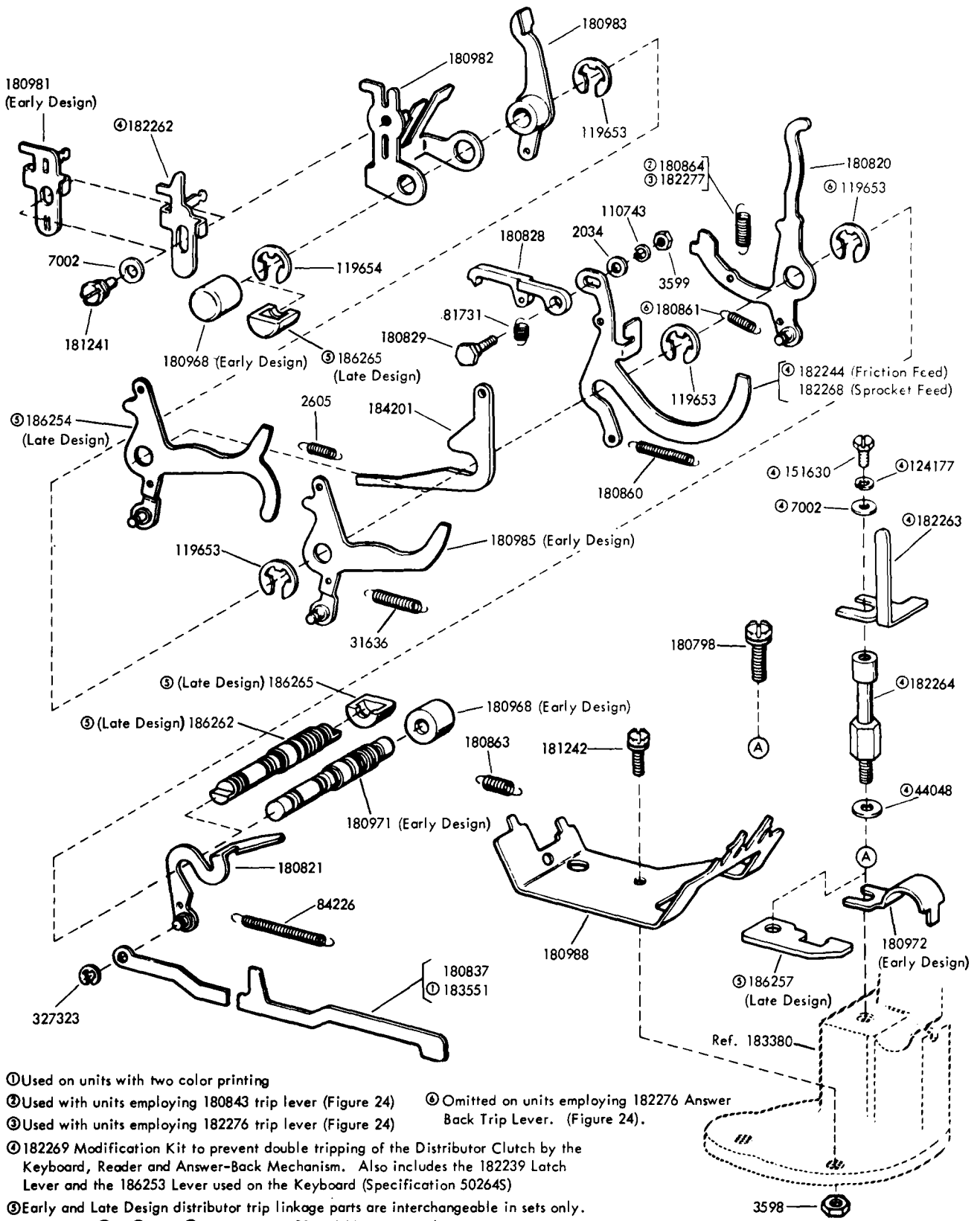


FIGURE 20. TRIP SHAFT MECHANISM



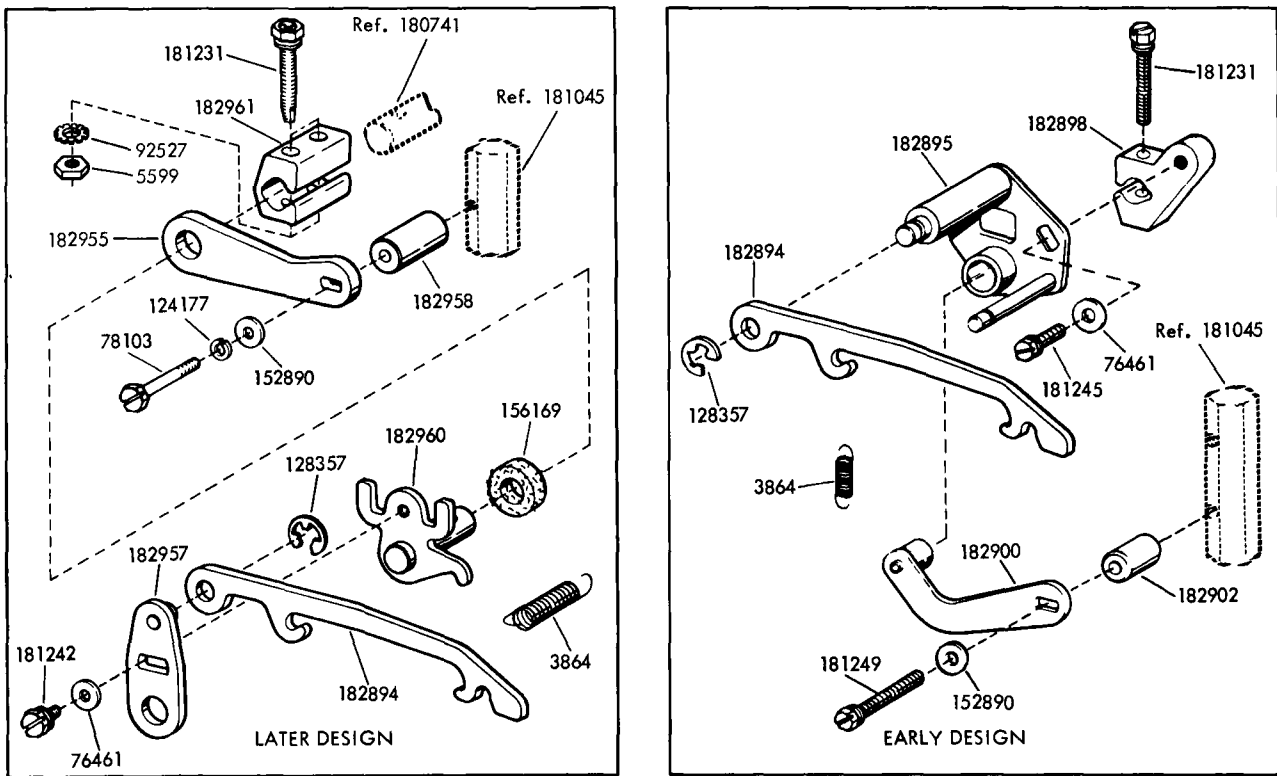


FIGURE 21. 182964 DRIVE ARM ASSEMBLY

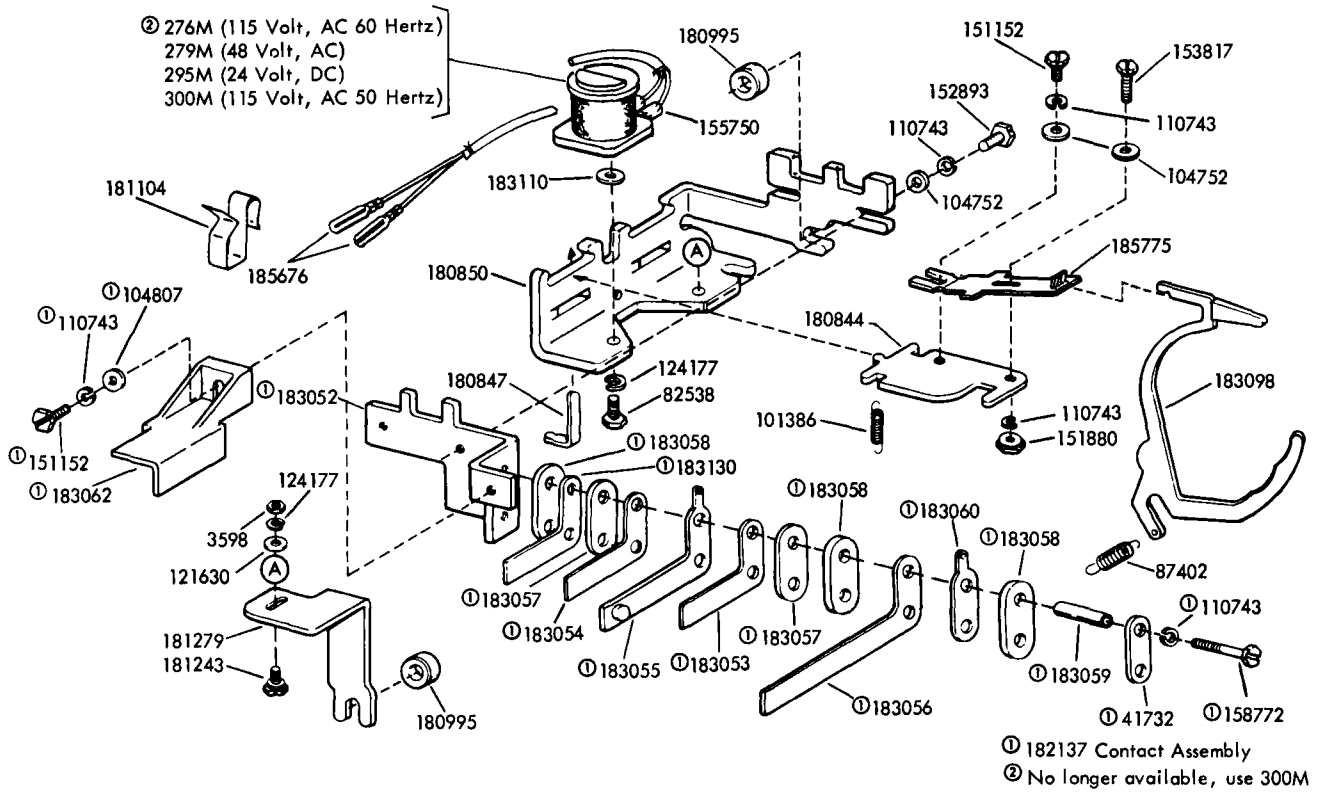


FIGURE 22. CLUTCH TRIP MECHANISM

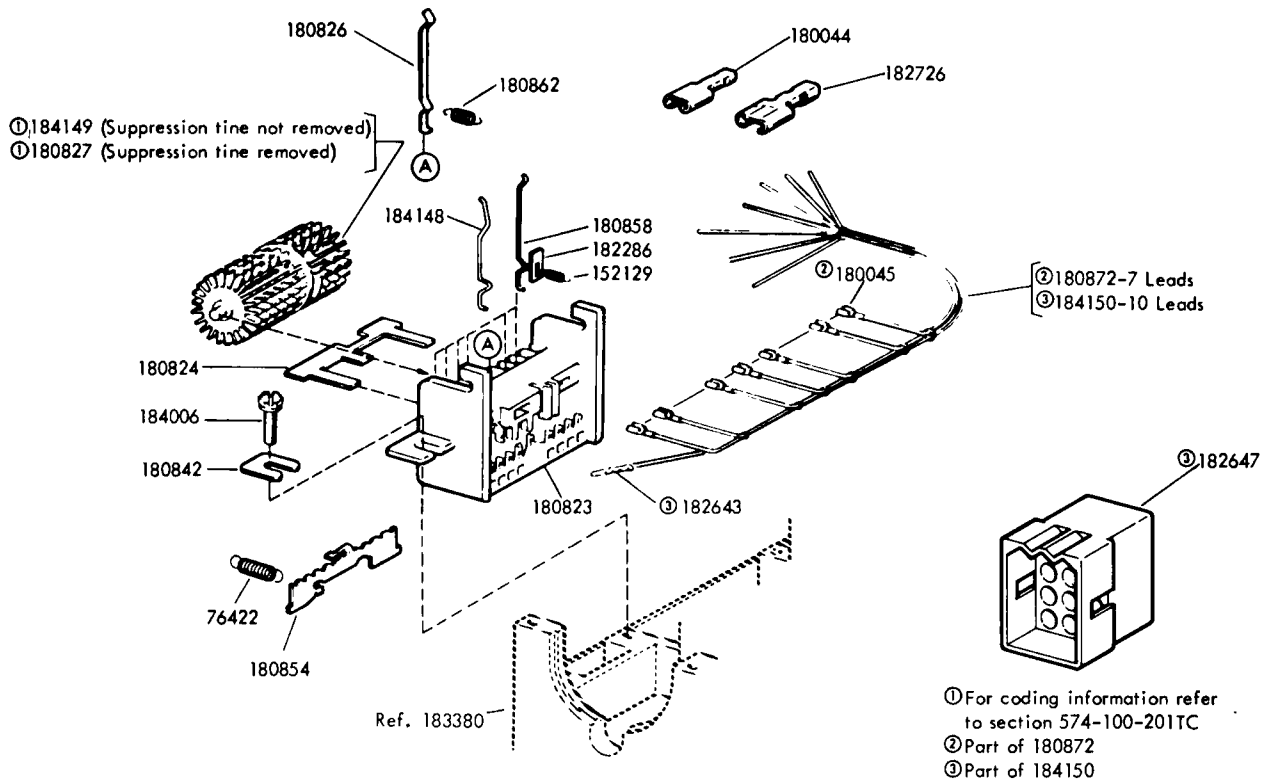


FIGURE 23. ANSWER-BACK DRUM MECHANISM

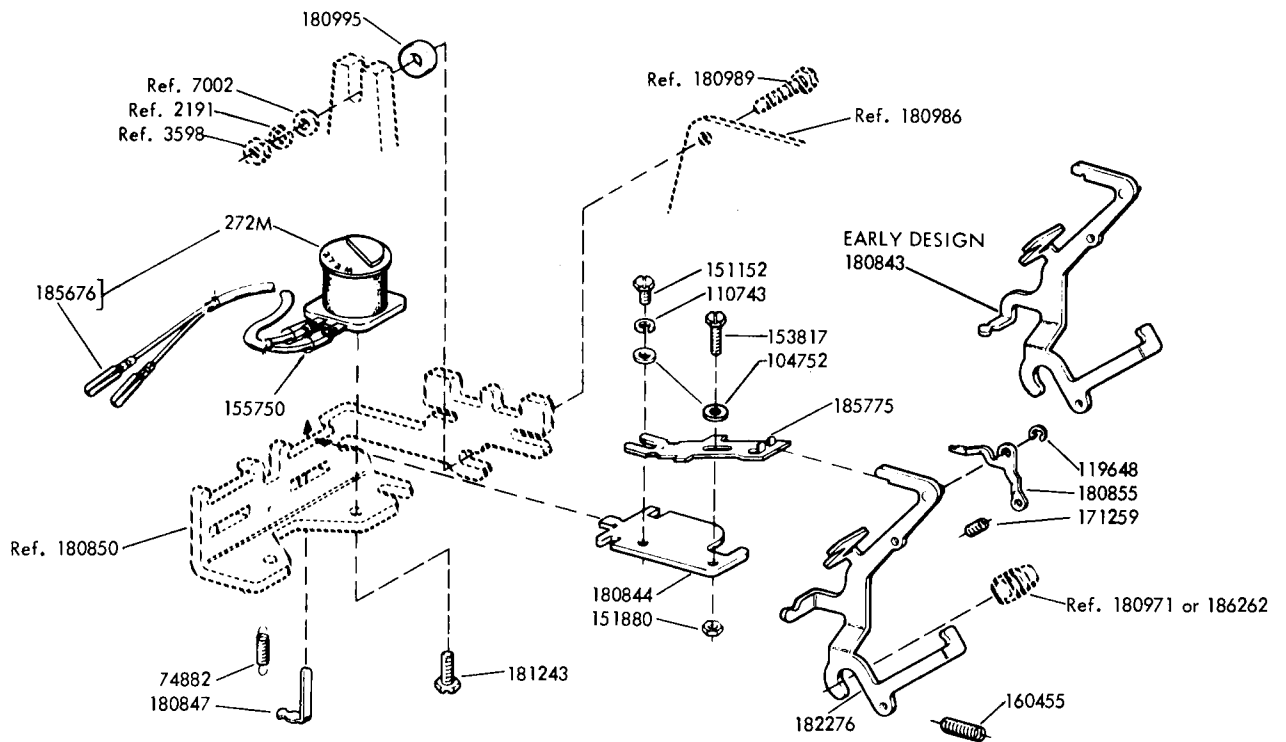
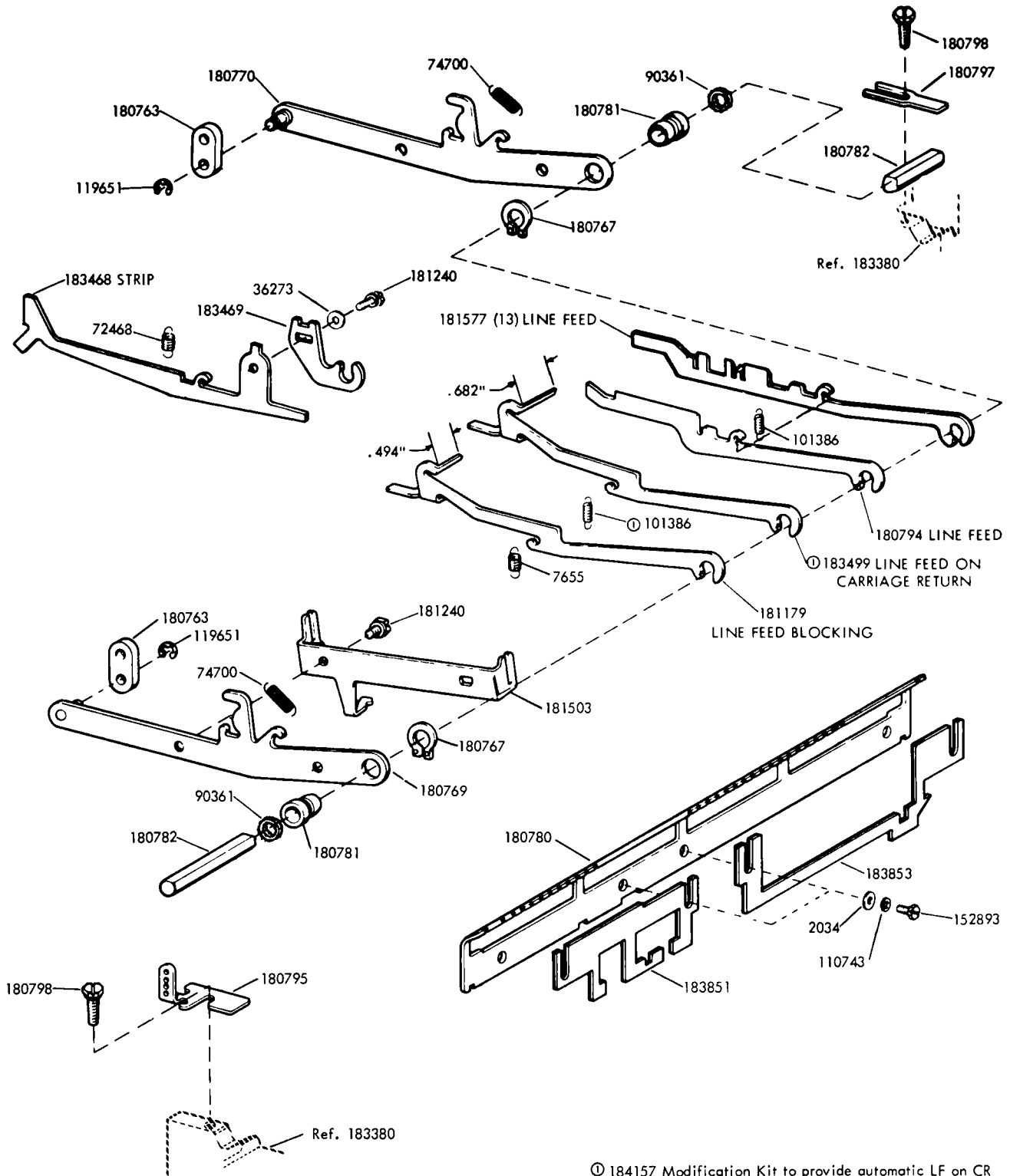


FIGURE 24. ANSWER-BACK TRIP MAGNET MECHANISM



Ⓞ 184157 Modification Kit to provide automatic LF on CR  
Specification 504135

NOTE: Number in parenthesis ( ) indicates slot number.

FIGURE 25. LINE FEED FUNCTION LEVER MECHANISM

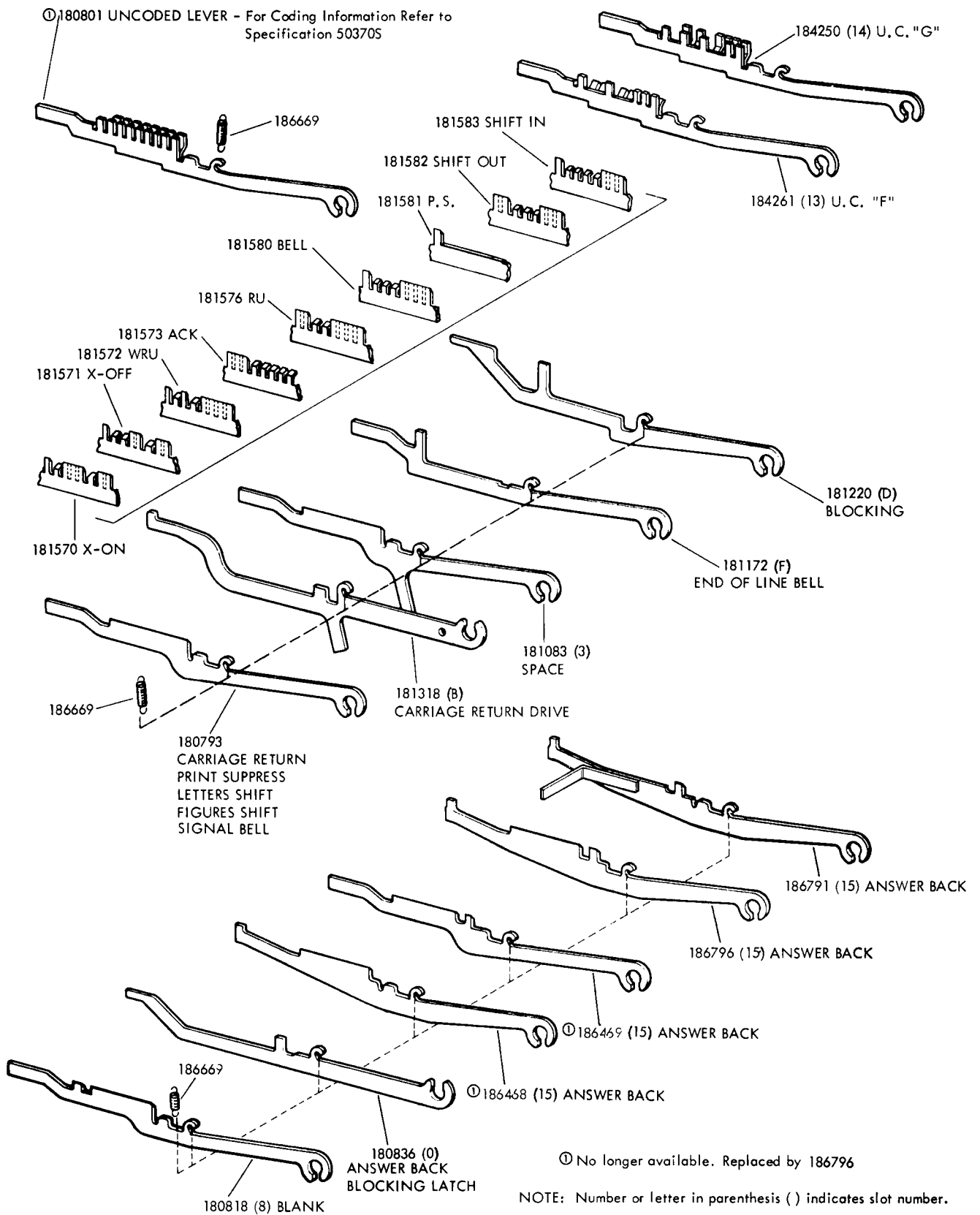


FIGURE 26. FUNCTION LEVERS

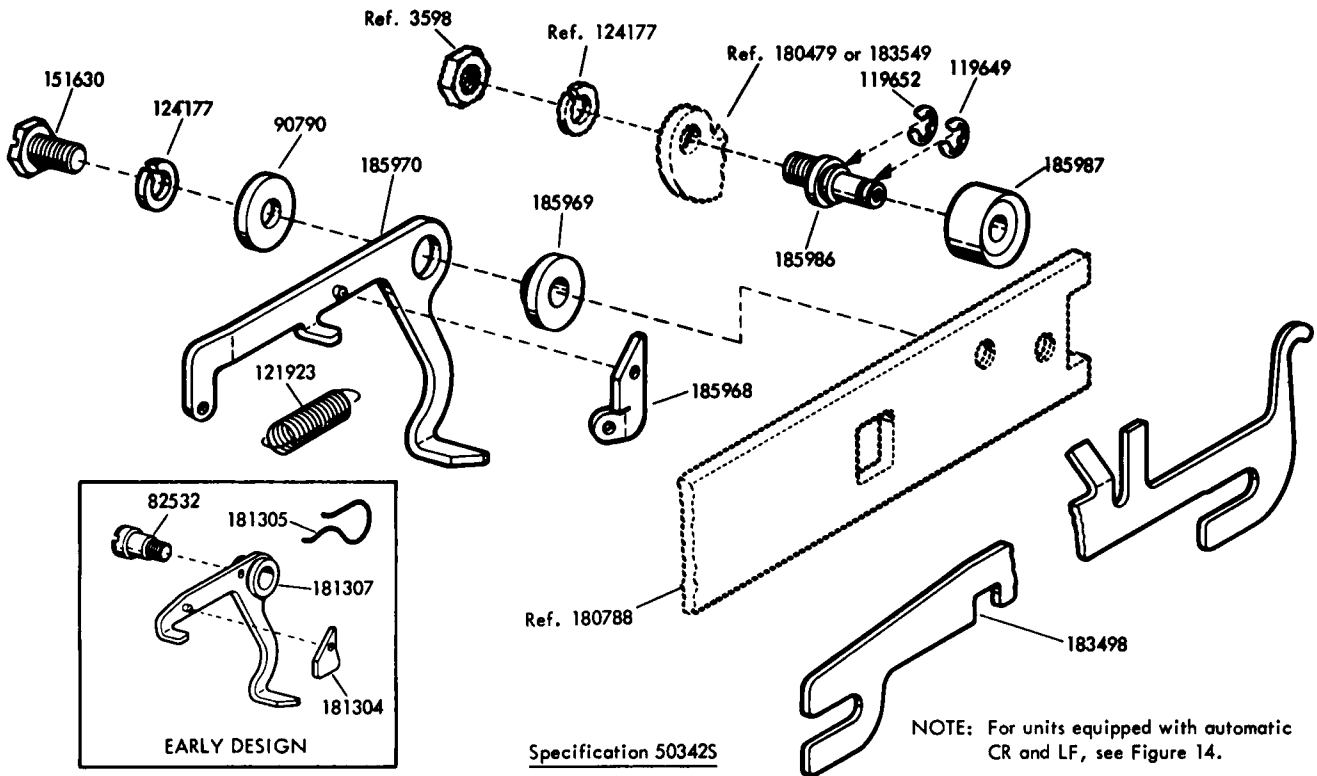


FIGURE 27. 185971 MODIFICATION KIT TO PROVIDE PRINTER WITH AN END-OF-LINE BELL TO RING ON APPROXIMATELY THE 62ND CHARACTER

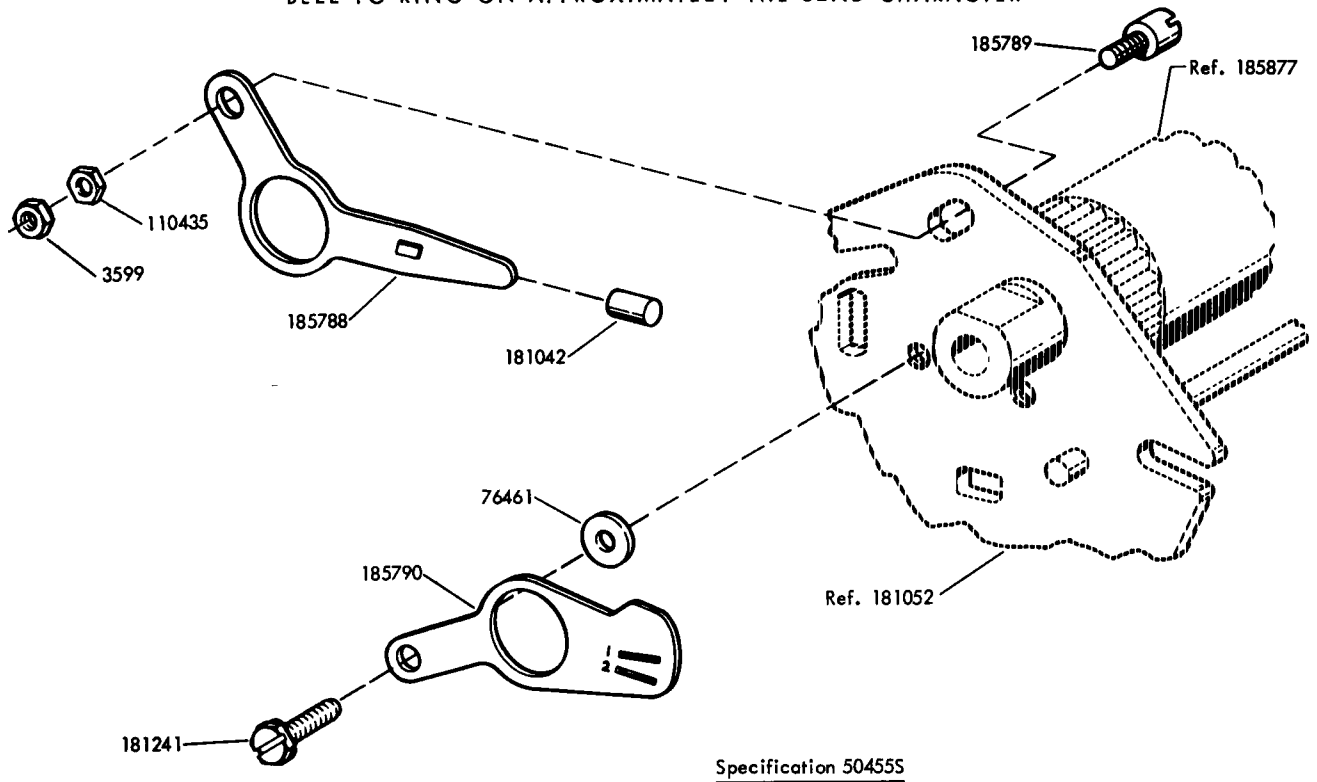
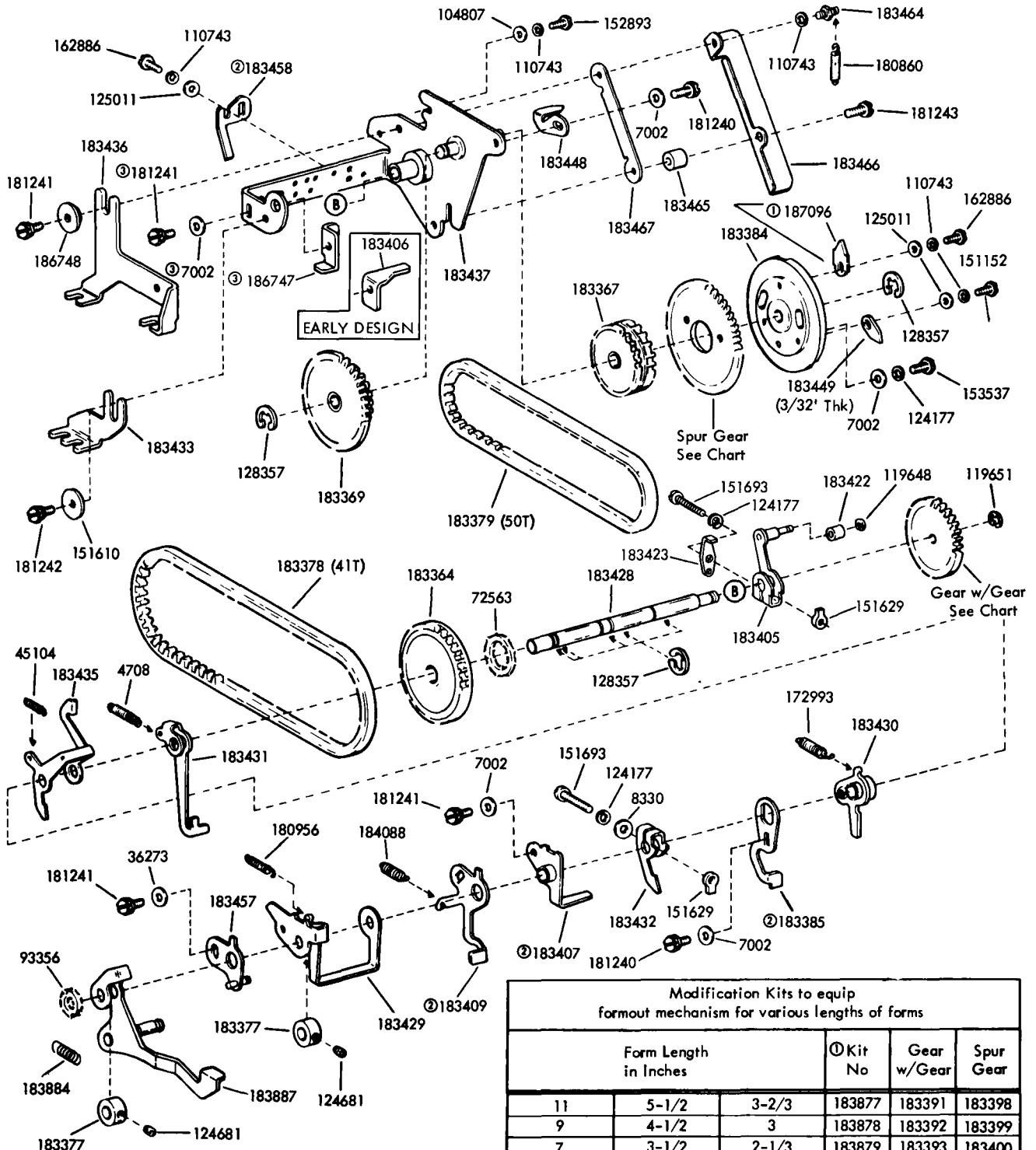


FIGURE 28. 185791 MODIFICATION KIT TO PROVIDE CONTROLLED SINGLE OR DOUBLE LINE FEED FEATURE ON FRICTION FEED PRINTER

FIGURE 29. TYPEWHEEL CHART

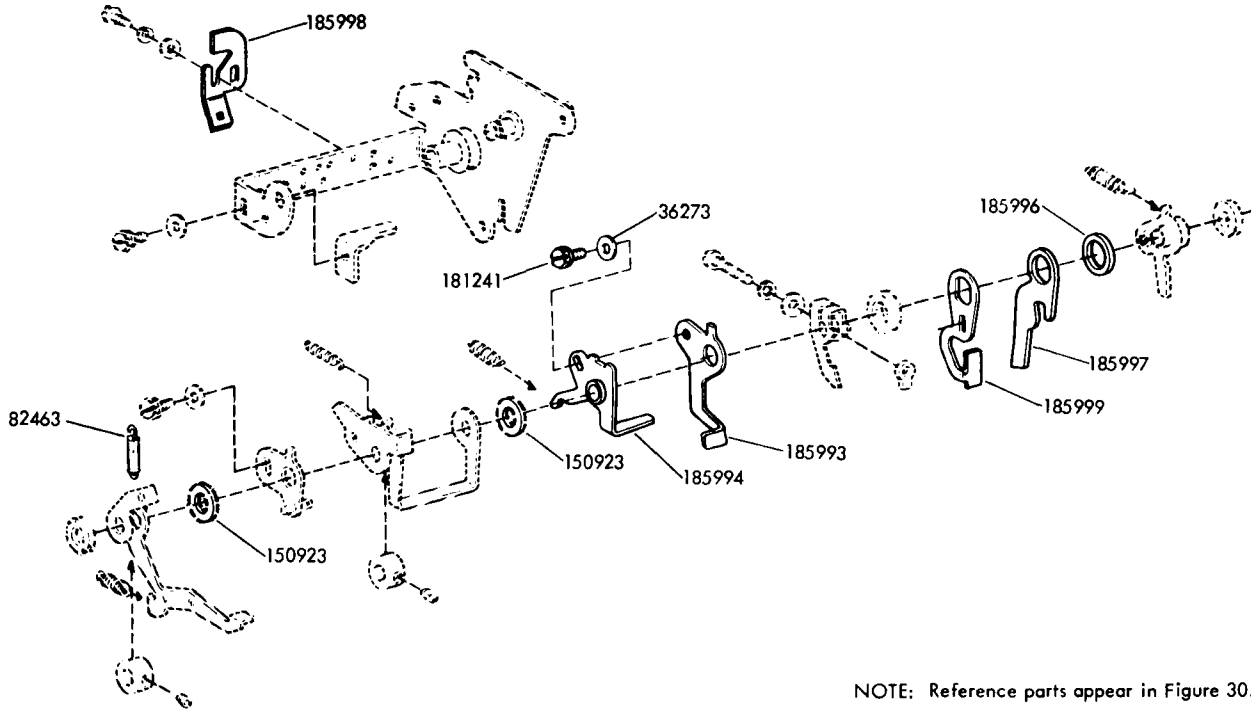
TYPE-WHEEL	PART NUMBER	POSITION	CHARACTERS																										FUNCTIONS										
			A	B	C	D	E	F	G	H	I	J	K	L	M	N	O	P	Q	R	S	T	U	V	W	X	Y	Z	CR	LF	LTRS	FIGS	SPACE	BLANK					
JA	180460	LETTERS	STANDARD ARRANGEMENT																										■	■	■	■	■	■					
		FIGS	-	?	:	3	\$	&	#	8	■	(	)	.	/	9	φ	!	4	∇	5	7	:	2	/	6	"	■	■	■	■	■	■						
JB	180596	LETTERS																																					
		FIGS	↑	⊕	⊖	↗	↘	↙	↚	↛	↞	↠	↡	↢	↣	↤	↥	↦	↧	↨	↩	↪	↫	↬	↭	↮	↯	↰	↱	+									
JC	180597	LETTERS																																					
		FIGS	5	■	\$	2	&	∇	.	4	6	/	0	■	3																								
JD	181302	LETTERS																																					
		FIGS												□	□	□	□	=	+																				
JE	182288	LETTERS																																					
		FIGS												■	%	⊕	⊖	+	+																				
JF	182289	LETTERS	*	9	■	↗	↘	↙	↚	↛	↞	↠	↡	↢	↣	↤	↥	↦	↧	↨	↩	↪	↫	↬	↭	↮	↯	↰	↱	8	2	X	4	JF					
		FIGS	c	y	n	:	a	m	z	t	f	k	o	r	l	x	v	w	j	e	p	g	■	s	?	u	q	h	b	X	d								
JG	183587	LETTERS																																					
		FIGS												□	□	□	0	=	+																				
JH	183962	LETTERS																																					
		FIGS												\$	!	∇	0	■																					
JJ	182296	LETTERS																																					
		FIGS												%	⊕	⊖	+	+																					
JK	184684	LETTERS	X	S	N	R	P	V	K	E	L	Z	■	I	G	F	C	M	■	J	T	A	■	O	Y	W	U	Q	B	H	0	JK							
		FIGS	⊕	3	*	)	φ	6	+	<	:	⊕	∇	7	=	*	-	■	.	?	!	■	>	9	5	(	2	8	4										
JL	184687	LETTERS																																					
		FIGS												BD	EA	■	■	■	■	■	■	■	■	■	■	■	■	■	■	■	■	■							
JM	183963	LETTERS																																					
		FIGS												\$	!	∇	0	■																					
JN	183964	LETTERS	*	9	■	↗	↘	↙	↚	↛	↞	↠	↡	↢	↣	↤	↥	↦	↧	↨	↩	↪	↫	↬	↭	↮	↯	↰	↱	8	2	X	4	JN					
		FIGS	C	Y	N	:	I	A	M	Z	T	F	K	O	R	L	X	V	W	J	E	P	G	■	S	?	U	Q	H	B	X	D							
JP	184301	LETTERS	U	L	N	Z	M	T	F	S	I	B	■	E	V	J	P	■	W	Y	A	O	K	H	R	C	■	X	0	JP									
		FIGS	\$	11	-	3	:	4	6	7	5	8	1	■	4	6	9	2	■	"	?	0	1	10	7	4	2	.	3										
JR	184302	LETTERS	X	S	N	R	P	V	K	E	L	Z	■	I	G	F	C	M	■	J	T	A	■	O	Y	W	U	Q	B	H	0	JR							
		FIGS	⊕	3	*	)	φ	6	+	&	:	⊕	∇	7	=	*	-	■	.	?	!	■	%	9	5	(	2	8	4										
JS	184303	LETTERS																																					
		FIGS												%	⊕	⊖	+	+																					
JT	184304	LETTERS																																					
		FIGS												\$	!	∇	0	■																					
JU	184305	LETTERS	*	9	■	↗	↘	↙	↚	↛	↞	↠	↡	↢	↣	↤	↥	↦	↧	↨	↩	↪	↫	↬	↭	↮	↯	↰	↱	8	2	X	4	JU					
		FIGS	C	Y	N	:	I	A	M	Z	T	F	K	O	R	L	X	V	W	J	E	P	G	■	S	?	U	Q	H	B	X	D							
JV	184306	LETTERS																																					
		FIGS												\$	■																								
JX	184308	LETTERS																																					
		FIGS	n	X	↗	↘	↙	↚	↛	↞	↠	↡	↢	↣	↤	↥	↦	↧	↨	↩	↪	↫	↬	↭	↮	↯	↰	↱	+										
JY	184309	LETTERS	*	9	■	↗	↘	↙	↚	↛	↞	↠	↡	↢	↣	↤	↥	↦	↧	↨	↩	↪	↫	↬	↭	↮	↯	↰	↱	8	2	X	4	JY					
		FIGS	C	Y	N	:	I	A	M	Z	T	F	K	O	R	L	X	V	W	J	E	P	G	■	S	?	U	Q	H	B	X	D							
JZ	184310	LETTERS																																					
		FIGS												"	□	□	□	+																					

Notes:  
 Only deviations from the basic typewheel. "JA" are shown. A blank space indicates that the character for that position is identical to the basic typewheel. Solid square (■) indicates printing is suppressed in this position.



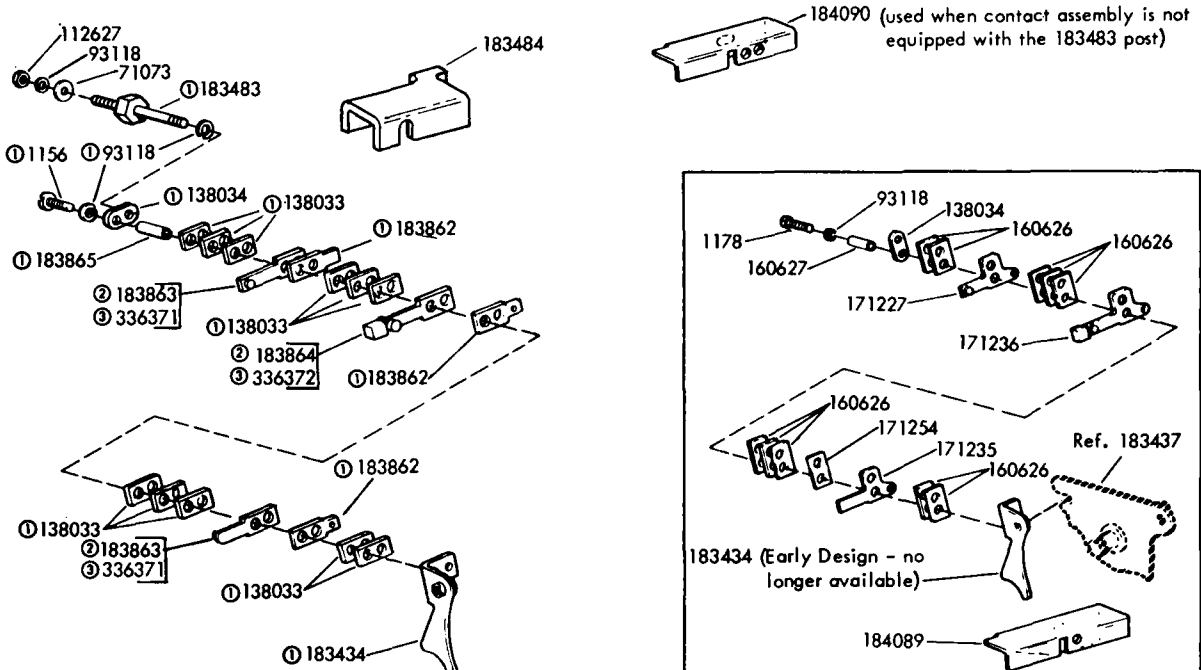
- ① The required number of 187096 Cam Plates and mounting hardware are furnished with each kit (Specification 504105)
- ② Early design parts. See Figure 31 for later design.
- ③ These parts are factory adjusted and fixturized. Should they be loosened, remove and discard them. Then readjust.

FIGURE 30. FORMOUT MECHANISM-SPROCKET FEED



NOTE: Reference parts appear in Figure 30.

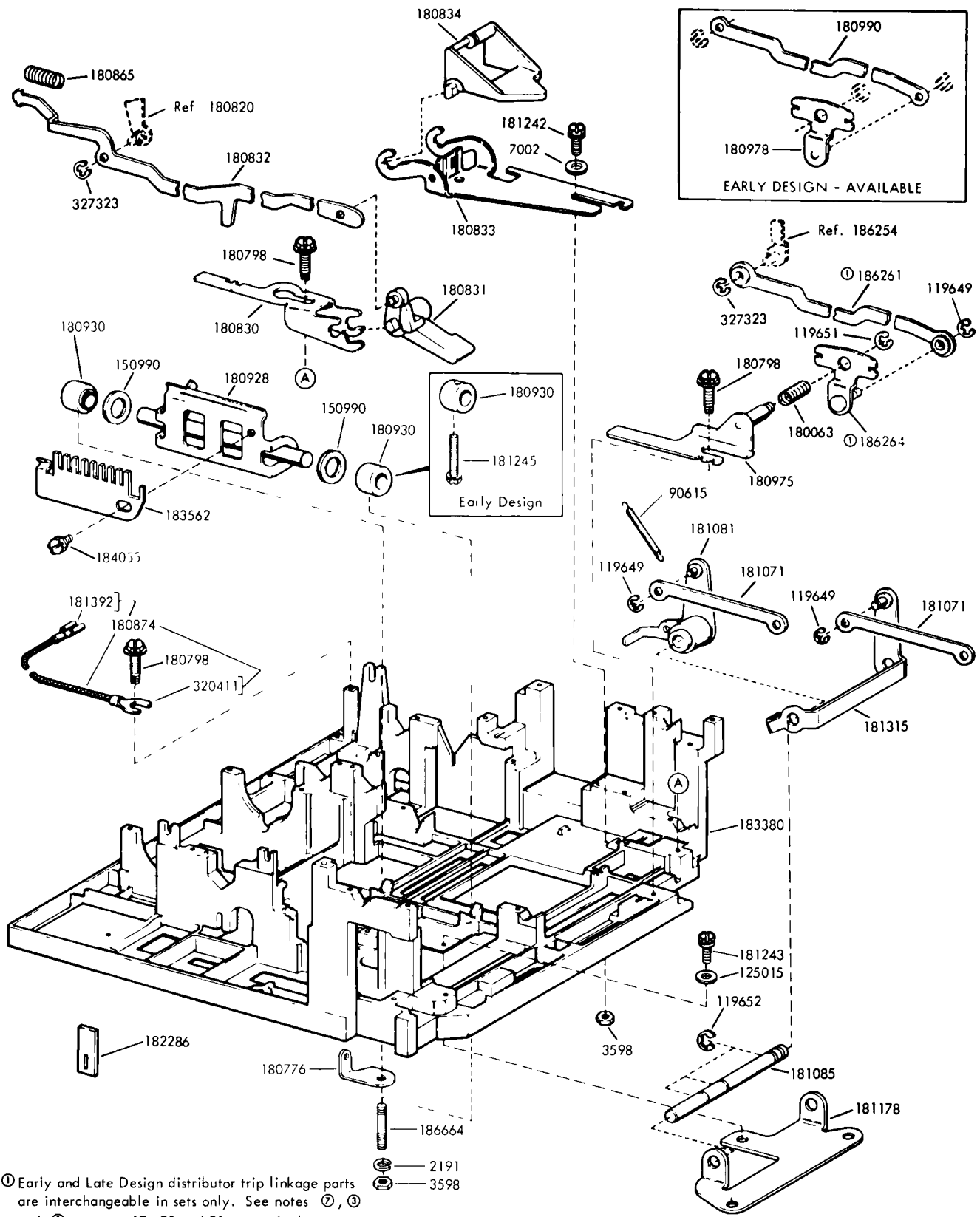
FIGURE 31. LATER DESIGN FORMOUT MECHANISM-SPROCKET FEED



- ① Part of 183444 and 336368 Motor Control Contact Assemblies
- ② Peculiar to 183444 Contact Assembly
- ③ Peculiar to 336368 Contact Assembly (Gold Contacts)

FIGURE 32. MOTOR CONTACT - SPROCKET FEED





① Early and Late Design distributor trip linkage parts are interchangeable in sets only. See notes ②, ③ and ④ on pages 17, 20 and 21 respectively.

FIGURE 33. BASE

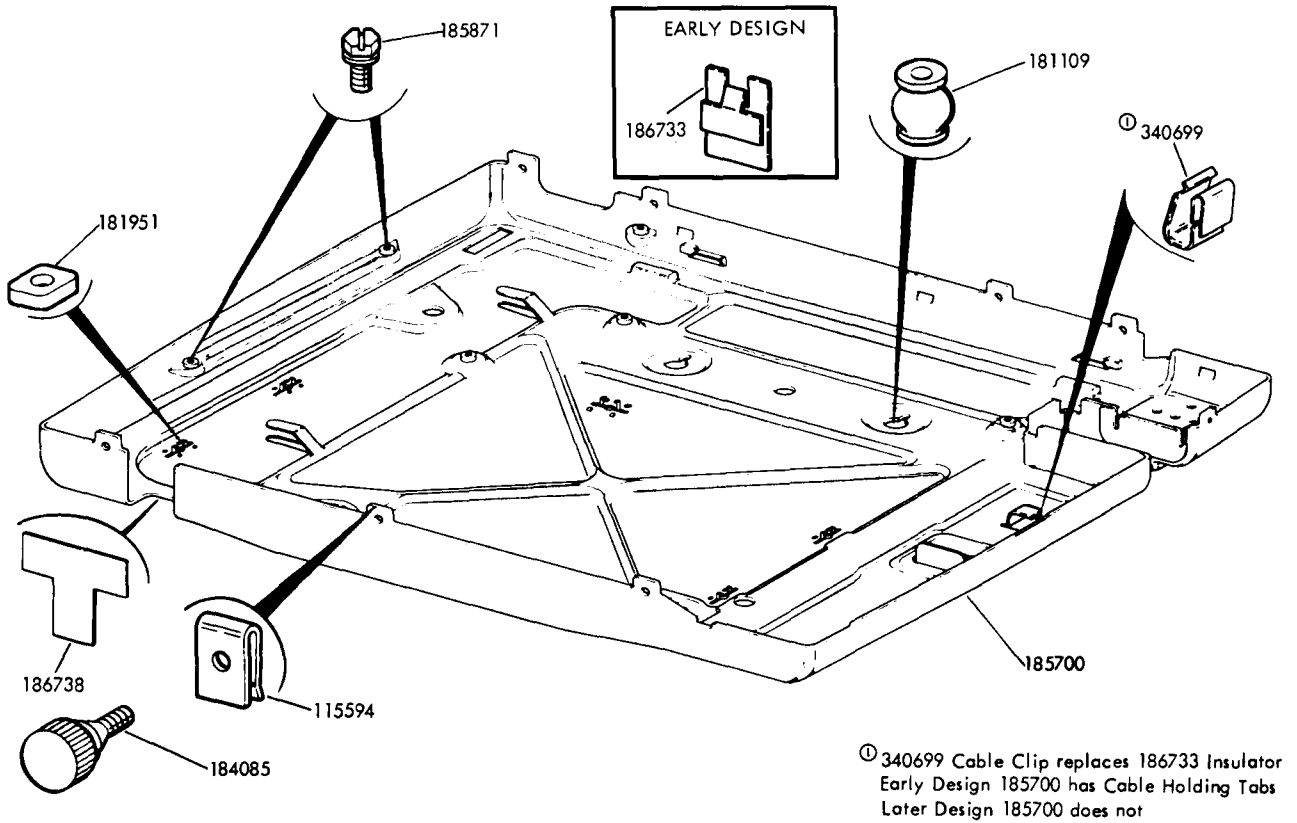
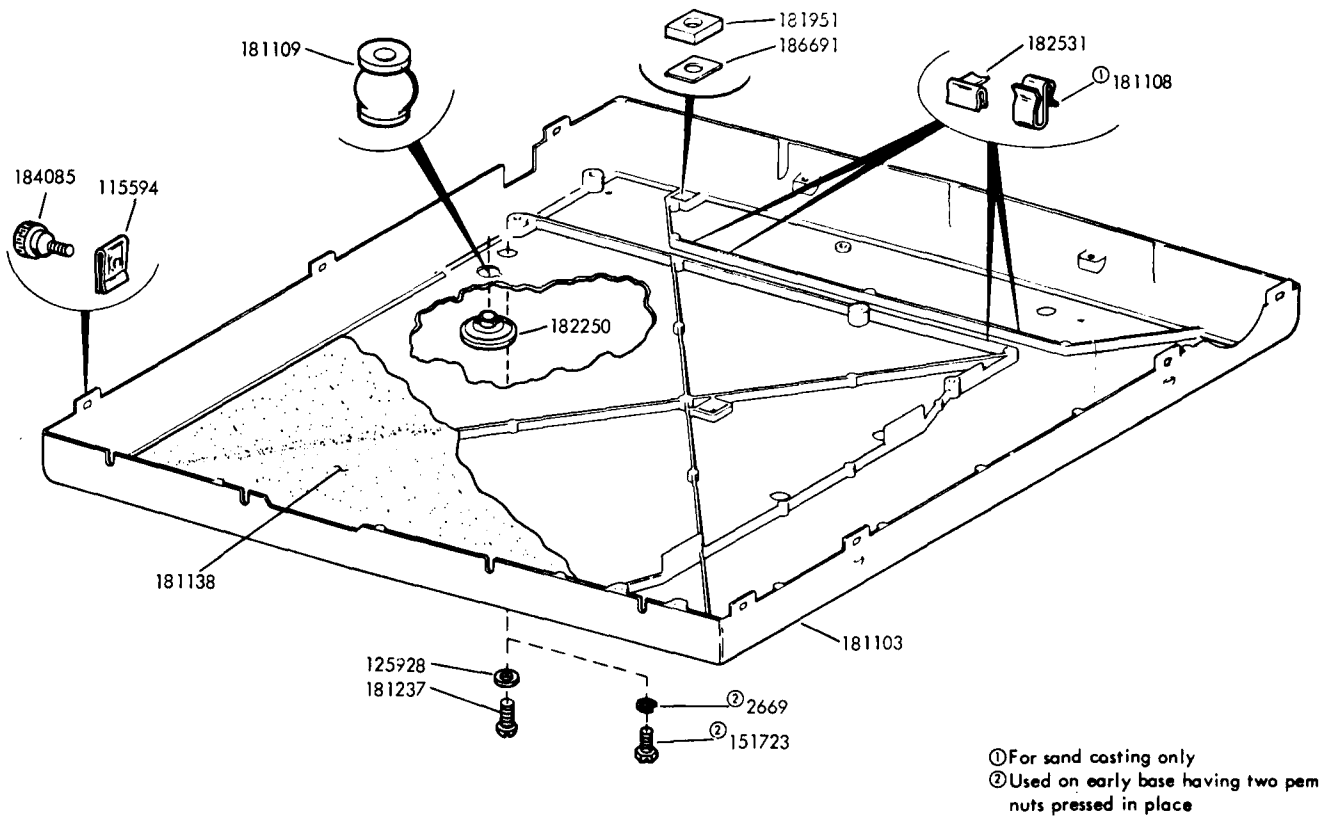


FIGURE 34. SUB BASES

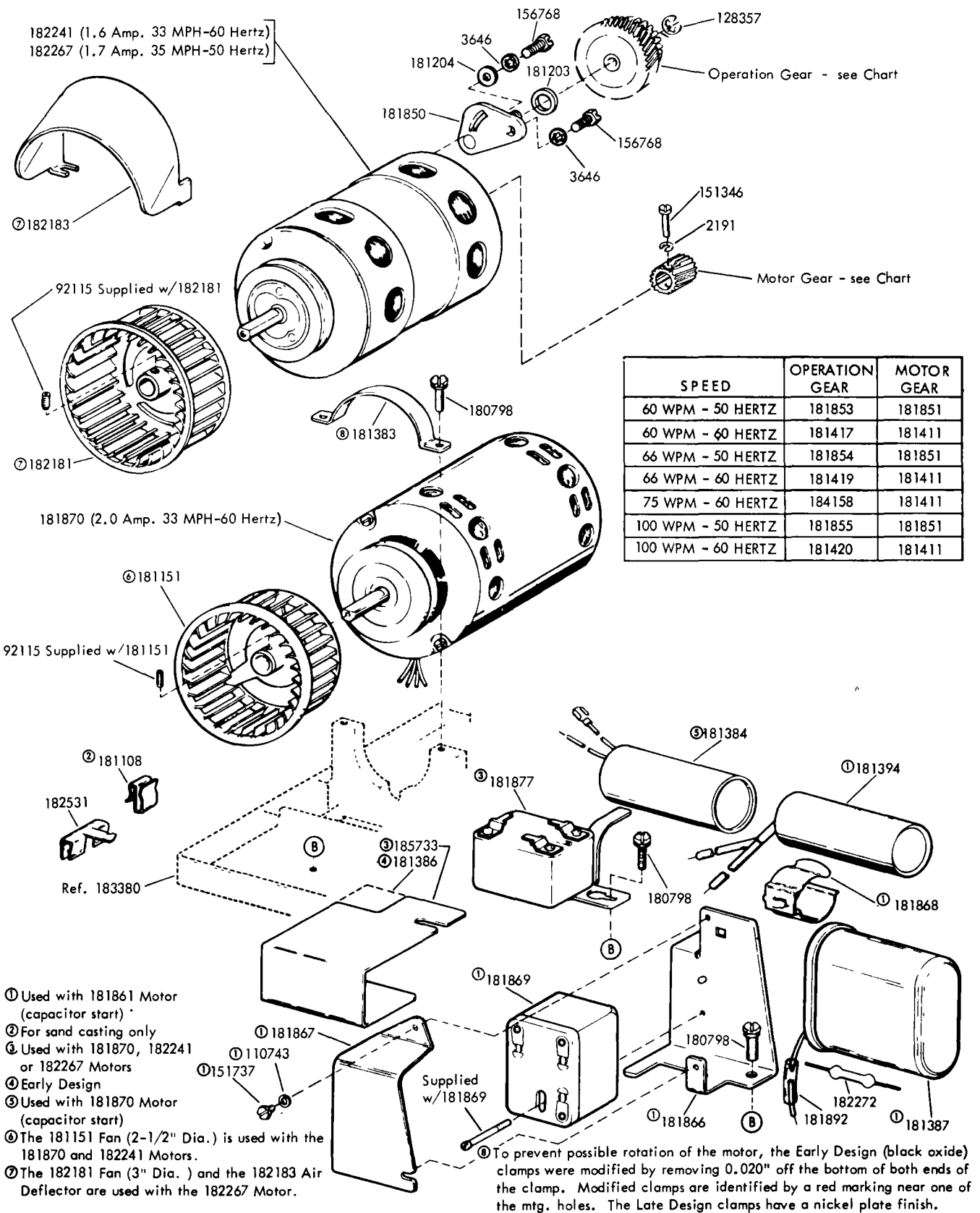


FIGURE 35. MOTORS AND ELECTRICAL COMPONENTS

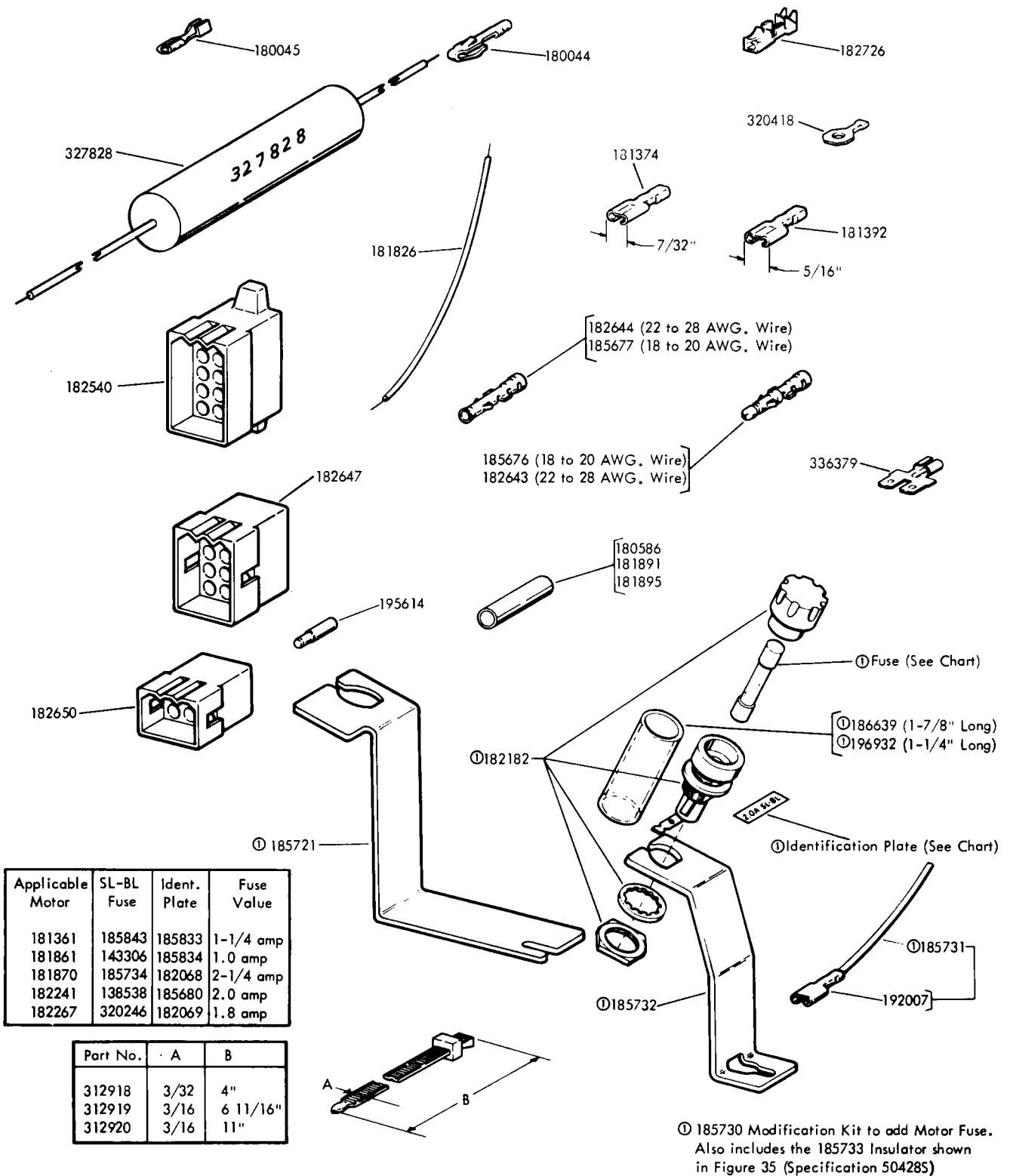


FIGURE 36. CABLE COMPONENTS

## NUMERICAL INDEX

Part Number	Description and Page Number	Part Number	Description and Page Number	Part Number	Description and Page Number
272M	Coil, Magnet 23	72563	Washer, Felt 28	111640	Screw, 2-56 x 7/32 Fil 3
276M	Coil, Magnet 22	74547	Collar 14	112620	Screw, 4-40 x 1/2 Hex 17
279M	Coil, Magnet 22	74700	Spring 24	112626	Nut, 10-32 Hex 6
295M	Coil, Magnet 22	74701	Spring 10,13	112627	Nut, 2-56 Hex 29
300M	Coil, Magnet 22	74722	Washer, Flat 4	112630	Spring 3
1156	Screw, 2-56 x 9/16 Fil 29	74882	Spring 23	112634	Spring 6
1164	Screw, 2-56 x 3/16 Fil 5	76422	Spring 14,23	114107	Spring 10
1178	Screw, 2-56 x 7/16 Fil 29	76461	Washer, Flat 22,26	115594	Nut, Speed 31
1210	Screw, 2-56 x 5/8 Fil 5	78103	Screw, 6-40 x 1-3/16 Hex 22	119421	Washer, Flat 2,5
2034	Washer, Flat 6,10,21,24	80945	Spring 14	119648	Ring, Retaining 8,10,11, 20,23,28
2167	Ball, Bearing 9	81726	Terminal 14	119649	Ring, Retaining 3,4,7,8, 9,10,11,14,16,17,26,30
2191	Lockwasher, 2,4,7,9,12,13, 17,20,23,30,32	81731	Spring 8,21	119651	Ring, Retaining 2,3,4,6, 7,8,10,11,12,13,24,28,30
2605	Spring 11,21	82463	Spring 29	119652	Ring, Retaining 4,8,10, 20,26,30
2669	Lockwasher 6,31	82532	Screw, 6-40 Shoulder 26	119653	Ring, Retaining 6,21
3598	Nut, 6-40 Hex 2,4,6,7,8, 9,10,11,15,17,18,19,20, 21,22,23,26,30	82538	Screw, 6-40 x 5/16 Hex 22	119654	Ring, Retaining 6,21
3599	Nut, 4-40 Hex 4,6,7,9,11, 14,16,21,26	82548	Insulator, .062" Thk 14	121018	Nut, 4-40 Hex 9
3606	Nut, 6-40 Hex 2,8,20	83877	Spring 10,18	121100	Spring 18
3608	Spring 6	84226	Spring 3,21	121630	Washer, Flat 22
3646	Lockwasher 32	84575	Spring 3,8,10	121923	Spring 26
3864	Spring 22	86079	Washer, Felt 11	124177	Lockwasher 2,3,4,7,8,9, 10,11,15,16,17,18,19,20, 21,22,26,28
4703	Spring 10	86283	Spring 16	124612	Screw, 8-32 x 1/2 Hex 2
4708	Spring 28	87398	Washer, Flat 4	124681	Setscrew, 6-40 6,13,14, 17,28
5599	Nut, 8-32 Hex 22	87402	Spring 22	125011	Washer, Flat 7,16,28
7001	Washer, Flat 20	90096	Washer, Insulating 20	125015	Washer, Flat 15,17,18,19, 30
7002	Washer, Flat 2,3,4,5,6,7, 8,9,10,14,16,18,19,20, 21,23,28,30	90361	Washer, Felt 24	125124	Screw, 4-40 Shoulder 14
7655	Spring 24	90432	Washer, Flat 10	125181	Screw, 4-40 Shoulder 17
8330	Washer, Flat 14,28	90615	Spring 3,30	125252	Spring 16
22746	Spring 15	90790	Washer, Flat 10,16,17,26	125802	Washer, Flat 16
31636	Spring 5,21	92115	Setscrew, 8-32 32	125928	Washer, Flat 31
33765	Washer, Flat 3	92527	Lockwasher 22	128357	Ring, Retaining 22,28,32
36273	Washer, Flat 13,24,28, 29	93117	Lockwasher 3,5	138033	Insulator, .031" Thk 5, 29
41732	Plate, Clamp 14,22	93118	Lockwasher 5,29	138034	Plate, Clamp 5,29
42661	Spring 10	93356	Washer, Felt 28	138538	Fuse, SL-BL 2 Amp 33
44048	Washer, Flat 17,21	93984	Lockwasher 20	143306	Fuse, SL-BL 1 Amp 33
45027	Spring 8	93985	Lockwasher 2,5,17	150026	Lever, Shoe Release 12, 13
45104	Spring 28	97117	Ribbon w/Spool, Red-Black 11	150029	Wick, Felt 12,13,19,20
47024	Washer, Flat 11	98718	Washer, Flat 20	150040	Screw, 6-40 x 5/8 Fil 14,19
49420	Spring 16	100759	Screw, 4-40 x 3/16 Flat 12	150043	Shoe, Secondary Clutch 12,13,19,20
70388	Spring 10	101386	Spring 4,18,22,24		
71073	Washer, Flat 5,29	104752	Washer, Flat 22,23		
71681	Spool, Ribbon 6,11	104807	Washer, Flat 7,11,22,28		
72468	Spring 24	107116	Lockwasher 6		
72509	Lockwasher, 19	108943	Bushing 14		
		110435	Nut, 4-40 Hex 26		
		110743	Lockwasher 4,6,7,9,10,11, 14,16,21,22,23,24,28,32		
		111410	Washer, Flat 9,20		

## NUMERICAL INDEX (Continued)

Part Number	Description and Page Number	Part Number	Description and Page Number	Part Number	Description and Page Number
150044	Shoe, Primary Clutch 12, 13,19,20	156572	Washer, Felt 9,11	180492	Arm 8
150241	Spring 12,13,19,20	156768	Screw, 8-32 x 9/32 Hex 32	180493	Lever, Trip 8
150830	Bushing, Shoulder 13	158186	Screw, 4-40 x 7/32 Fil 4	180495	Link, Ribbon 7
150841	Bearing 12,13	158189	Washer, Felt 10	180496	Arm, Stop 8
150923	Washer, Felt 29	158772	Screw, 4-40 x 5/8 Hex 22	180497	Spring, Print Hammer 7
150930	Washer, Felt 12,13,17	160455	Spring 23	180498	Bracket 6
150990	Washer, Felt 30	160626	Insulator, .031" Thk 29	180500	Frame 6,7,8,9
151152	Screw, 4-40 x 3/16 Hex 7, 9,10,11,22,23,28	160627	Bushing, Insulating 29	180501	Arm w/Stud 7,8
151346	Screw, 6-40 x 3/8 Fil 32	161346	Washer, Felt 10	180502	Head, Print Hammer 7
151397	Spring 18	161347	Washer, Felt 17	180503	Shaft w/Spacer 7,9
151413	Washer, Flat 10	162573	Retainer 13	180505	Guideplate, Left 7
151603	Spacer 18	162886	Screw, 4-40 x 7/32 Hex 28	180506	Guideplate, Right 7
151610	Washer, Flat 20,28	164958	Screw, 4-40 x 1/2 Hex 20	180508	Stud, Eccentric 8,11
151629	Nut, 6-40 Lug 6,14,28	171227	Spring, Contact 29	180509	Slide, No. 3 Pulse 8
151630	Screw, 6-40 x 1/4 Hex 9, 18,21,26	171235	Spring, Contact 29	180510	Slide, Common 8
151631	Screw, 6-40 x 5/16 Hex 3, 17	171236	Spring, Contact 29	180511	Slide, No. 1 and No. 2 Pulse 8
151640	Lever, Shoe Release 20	171254	Insulator, .015" Thk 29	180512	Slide w/Plates 8
151658	Screw, 6-40 x 5/16 Fil 12,13	171259	Spring 23	180513	Slide, No. 5 Pulse 8
151693	Screw, 6-40 x 9/16 Fil 7,28	172993	Spring 28	180514	Slide, No. 4 Pulse 8
151722	Screw, 6-40 x 3/16 Hex 4	173807	Setscrew, 6-40 4	180517	Latchlever 8
151723	Screw, 10-32 x 3/8 Hex 31	180044	Terminal, Tab Type 23,33	180518	Plate 7
151728	Spring 12,13	180045	Terminal, Tab Type 23,33	180519	Rack 7
151733	Screw, 4-40 x 9/16 Fil 14	180063	Spring, Compression 30	180520	Arm 8
151737	Screw, 4-40 x 11/64 Hex 6,11,32	180460	Typewheel, JA 27	180521	Slide, Print Suppression 8
151880	Nut, 4-40 Hex 9,10,11,22,23	180463	Post, Bail Pivot 10	180522	Bushing 8
152129	Spring 23	180464	Pulley, Carriage Return Spring 10	180526	Bail w/Stud 9
152425	Post, Spring 18	180466	Ring, Retaining 9	180528	Lever w/Hub 9
152426	Nut, 6-40 Self-Locking 18	180467	Bearing, Ball 9	180534	Guideplate 7
152441	Washer, Flat 4	180468	Bearing, Ball 9	180537	Link 8,11
152890	Washer, Flat 22	180469	Link 8,9	180538	Shaft 8
152893	Screw, 4-40 x 1/4 Hex 7, 16,22,24,28	180470	Roller 8	180539	Bail w/Stud 8,11
153267	Washer, Felt 6,11	180471	Block 9	180540	Bail, Print Hammer 7,8
153537	Screw, 6-40 x 9/32 Hex 28	180473	Shaft 9	180541	Plate w/Posts 6,7
153799	Screw, 4-40 x 21/64 Hex 6,16	180474	Stud 9	180543	Base, Ribbon Unit 6,11
153817	Screw, 4-40 x 3/8 Hex 4, 6,22,23	180475	Bushing 9	180544	Bail, Drive 10
155750	Sleeve, 3/32 ID x 1/2" Lg Insulating 22,23	180476	Screw, 6-40 Spl 8	180545	Bracket 10
156169	Washer, Felt 22	180477	Bracket 8	180546	Post 10
156509	Washer, Flat 10	180478	Guide, Nylon 8	180547	Stud, Eccentric 6
156536	Screw, 4-40 x 1/8 Fil 9	180479	Bracket 8,26	180548	Plate 7
156558	Washer, Felt 10	180480	Arm w/Stud 9	180549	Bracket 7
		180482	Arm w/Shaft 7	180552	Post 7
		180483	Arm, Stop 8	180553	Spring 9
		180484	Arm, Stop 8	180554	Bushing 7
		180485	Arm w/Spring 9	180555	Spring 7
		180486	Link 8	180556	Plate, Gauge 9
		180487	Stud 9	180557	Lever w/Stud 8
		180488	Shaft 7	180558	Collar 8
		180489	Lever w/Pin 6	180559	Shaft 8
		180491	Shaft 9		

## NUMERICAL INDEX (Continued)

Part Number	Description and Page Number	Part Number	Description and Page Number	Part Number	Description and Page Number
180562	Link, Left Ribbon 7	180684	Latchlever, 19	180796	Clamp 16
180563	Stud, Eccentric 7	180685	Nut, 6-40 Spl 19	180797	Clamp 10,17,24
180564	Bracket, Lock 7	180688	Core, Magnet 18	180798	Screw, 8-32 Self-Tapping 2,5,6,10,12,13,14,15,16, 17,20,21,24,30,32
180566	Hub w/Pinion 9	180704	Armature 18	180801	Lever w/Bracket 25
180568	Bracket, Guide 7	180710	Olate w/Post 18	180806	Camsleeve 12
180569	Spring, Compression 7	180715	Coil, Magnet 18	180807	Camsleeve 12,13
180571	Plate 9	180717	Spring 18	180808	Spacer, .050" Thk 12
180574	Stud, Eccentric 9	180718	Spring 19	180809	Arm 17
180575	Bearing, Ball 9,17	180719	Spring 18	180813	Pawl, Function 16
180576	Bearing, Ball 9	180721	Wick, Felt 18	180818	Lever, Function 25
180578	Bracket w/Post 10	180728	Spring 18	180820	Lever, Control 21,30
180579	Bracket w/Hub 9	180740	Bail 16	180821	Lever w/Stud 21
180580	Lever w/Stud 8,9	180741	Shaft, Function 17,22	180823	Block, Contact 23
180581	Roller, Typewheel 7	180742	Roller 17	180824	Contact, Common 23
180584	Lever 9	180743	Bearing, Right 17	180826	Lever, Detent 23
180585	Spring 8	180744	Collar 6,17	180827	Drum, Answer Back 23
180586	Sleeve, 5/32 ID x 21/32" Lg Insulating 8,33	180745	Arm w/stud 17	180828	Pawl, Feed 21
180591	Spring 7	180746	Arm w/Bushing 12,13,17	180829	Screw, 4-40 Shoulder 21
180595	Setscrew, 4-40 8	180748	Arm w/Stud 17	180830	Bracket 30
180596	Typewheel, JB 27	180749	Arm w/Stud 17	180831	Lever 30
180597	Typewheel, JC 27	180750	Arm w/Studs 17	180832	Link, Tie 30
180606	Bail 9	180751	Arm w/Studs 17	180833	Bracket, Adjusting 30
180607	Arm, Adjusting 9	180752	Lever, Function 17	180834	Bail, Trip 30
180608	Bracket, Left 2,5	180754	Hub 17	180835	Pawl, AB Blocking 16
180610	Shield 7	180755	Hub 17	180836	Lever, Blocking Function 25
180642	Pushbar 18	180761	Ring, Retaining 17	180837	Link, Blocking 21
180643	Lever, Blocking 18	180763	Link 24	180842	Spacer, 050" Thk 23
180644	Lever, Blocking 18	180766	Ring, Retaining 14,16,24	180843	Lever, Trip 21,23
180645	Lever, Selector 18	180768	Ring, Retaining 12,13	180844	Armature 22,23
180646	Lever, Shoe Release 19	180769	Link, Left 24	180847	Bracket, Spring 22,23
180647	Camsleeve 19	180770	Link, Right 24	180850	Bracket, Magnet 20,22,23
180648	Arm, Follower 14	180771	Arm 16	180854	Brace 23
180649	Spring 18	180772	Shaft 16	180855	Latch, Blocking 23
180654	Knob, Range 19	180773	Plate 16	180858	Contact, Wire 23
180655	Plate, Side 18	180774	Arm, Eccentric Follower 12,13	180860	Spring 17,21,28
180657	Bracket, Guide 18	180776	Bracket 30	180861	Spring 21
180658	Shaft, Guide 18	180777	Arm, Drive 17	180862	Spring 23
180661	Bracket 19	180779	Bracket 16	180863	Spring 16,21
180664	Scale, Range 18	180780	Blade 24	180864	Spring, Extension 21
180667	Plate w/Bushing 19	180781	Hub 16,24	180865	Coil, Adjusting 30
180668	Follower, Cam 19	180782	Shaft, Pivot 24	180872	Cable w/Terminals 23
180669	Locklever, Spacing 18	180783	Casting, Function 16	180874	Strap, 4-1/2" Braided 30
180671	Lever, Start 18	180788	Plate, Rear Rail 16,26	180921	Bracket, Spring 15
180672	Bail 18	180789	Roller 16	180922	Spring 15
180673	Plate, Front 18,19	180791	Arm w/Stud 16	180923	Bracket w/Studs 15
180676	Nut, No. 6 Speed 18,20	180792	Pawl, Function 16	180925	Clamp 15
180677	Arm, Trip 19	180793	Lever 25	180926	Ring, Retaining 15
180678	Plate, Spring 18	180794	Lever, Line Feed 24		
180682	Upstop 10	180795	Bracket, Spring 24		

## NUMERICAL INDEX (Continued)

Part Number	Description and Page Number	Part Number	Description and Page Number	Part Number	Description and Page Number
180927	Ring, Retaining 14	181002	Bearing 12,13	181070	Lever, Suppression 10
180928	Bail 30	181003	Latchlever, 14	181071	Link 10,30
180930	Bearing 30	181004	Hub 14	181072	Bracket w/Post 6
180940	Codebar, No. 5-0 15	181005	Link, Carriage 10,12	181074	Pulley 6
180941	Codebar, No. 5-1W 15	181006	Bushing 14	181075	Belt, 127T 6
180942	Codebar, No. 5-2W 15	181007	Shaft, Main 12	181076	Roller 10
180943	Codebar, No. 5-3W 15	181008	Collar 12,13	181077	Ratchet, Spacing 6
180944	Codebar, No. 5-4W 15	181010	Lever w/Stud 14	181078	Stud 10
180945	Codebar, No. 5-5 15	181011	Lever w/Nut 14	181079	Washer, Flat 6
180947	Codebar, Print Suppression 15	181012	Spacer 14	181081	Arm w/Hub and Post 30
180948	Codebar, Auto CR and EOL Bell 15	181013	Spacer, .453" Thk 14	181082	Eccentric, Toggle Link 10
180949	Bracket, Rear Tie 15	181014	Grommet, Rubber 14	181083	Lever 25
180950	Bracket, Front Tie 15	181015	Gear, 35T 12,13	181084	Bracket 6
180951	Codebar, No. 5-4B 15	181017	Plate 14	181085	Shaft 30
180952	Codebar, No. 5-3B 15	181018	Shaft 14	181086	Lever w/Hub 10
180953	Codebar, No. 5-2B 15	181019	Lever, Trip 14	181088	Post 10
180954	Codebar, No. 5-1B 15	181020	Lever 14	181089	Arm w/hub 10
180956	Spring 4,15,28	181021	Spacer, .406" Thk 14	181091	Link w/Post, Toggle 10
180964	Roller 20	181022	Bracket, Left 12,13,14	181092	Bracket, Belt 6
180967	Shaft, Distributor 20	181023	Bracket, Right 14	181093	Bracket, Extension 6
180968	Buffer 21	181028	Camsleeve 12	181094	Bracket w/Post 10
180969	Bearing 20	181030	Bracket w/Stud 2	181103	Cover, Base 31
180970	Bearing 20	181034	Platen 2	181104	Clip, Cable 22
180971	Shaft, Trip 21,23	181037	Bracket, Right 2	181108	Clip, Cable 31,32
180972	Clamp, Buffer 21	181038	Bracket, Left 2,5,9	181109	Mount, Vibration 31
180973	Disk, Spacer 20	181039	Knob, Platen 2	181111	Pawl, Feed 6,11
180975	Bracket w/Stud 30	181040	Pawl, Detent 2,4	181113	Spring, Compression 6,11
180978	Lever w/Stud 30	181041	Retainer 2,4	181114	Lever 6,11
180979	Brush, Carbon 20	181042	Tip, Rubber 3,26	181115	Stud 6,11
180980	Holder, Brush 20	181044	Roller, Pressure 3	181116	Arm, Reverse 6
180981	Arm, Stop 21	181045	Post, Support 2,5,22	181117	Pawl, Retaining 6,11
180982	Bail, Trip 21	181048	Bracket, Stop 2	181118	Spring 6,11
180983	Lever, Latch 21	181049	Arm, Right 3	181119	Spring 6,11
180985	Lever, Follower 21	181050	Arm, Left 3	181120	Spring, Compression 4,6, 11
180986	Disc, 5 Level 23	181051	Bracket, Left 3	181121	Pin 6,11
180987	Disc, 8 Level 20	181052	Plate 2,26	181122	Disc 6,11
180988	Bracket, Spring 21	181053	Bail, Paper Straightener 3	181123	Nut, 4-40 Spl 6,11
180989	Screw, No. 6 Spl 20,23	181054	Shaft, Pressure 3	181124	Post 6
180990	Link, Keyboard 30	181055	Bar 2,3	181125	Ratchet, Left Ribbon 6,11
180991	Cam, Blocking 20	181056	Guideplate, Pressure Roller 3	181126	Ratchet, Right Ribbon 6, 11
180992	Spring, Torsion 20	181057	Bracket, Right 3	181129	Ribbon w/Spool 6
180994	Spacer, .015" Thk 20	181058	Guideplate, Paper 3	181138	Pad 31
180995	Spacer, .114" Thk 20,22,23	181062	Eccentric, Toggle Link 10	181151	Fan 32
180997	Disc w/Plate 20	181065	Pawl, Check 10	181164	Shaft w/Link 3
180998	Clamp 17,20	181066	Shaft, Spacing Drum 6	181165	Pawl, Feed 3
180999	Bearing, Left 17	181067	Pawl, Feed 10	181166	Bracket, Line Feed 3
181000	Drum, Clutch 12,13,19	181068	Lever w/Post 10	181168	Bellcrank w/Studs 3
181001	Bearing 12,13	181069	Drum, Spacing 6	181172	Lever, Function 25



## NUMERICAL INDEX (Continued)

Part Number	Description and Page Number	Part Number	Description and Page Number	Part Number	Description and Page Number
181173	Stud, Feed Pawl Stop 2	181312	Latch, Carriage Return 6	181523	Spring 2,4
181174	Guide 17	181314	Link w/Post 10	181524	Nut, 2-56 Shoulder 3
181175	Plate, Stripper 3	181315	Bail w/Post 30	181525	Guide, Paper 3
181176	Link, Adjusting 3	181316	Shaft 10	181570	Lever 25
181178	Bracket 30	181317	Hub, Carriage Return Lever 10	181571	Lever 25
181179	Lever, Blocking 24			181572	Lever 25
181191	Spring, Compression 9	181318	Lever, Actuating 25	181573	Lever 25
181193	Cylinder 2,5	181319	Lever, Carriage Return 10	181576	Lever 25
181194	Washer, Flat 9	181320	Lever, Unlatch 10	181577	Lever 24
181195	Washer, Cup 9	181322	Pawl, Carriage Return Function 16	181580	Lever 25
181196	Ring, Retaining 9			181581	Lever 25
181197	Plate, Adjusting 2,5	181323	Spring 8	181582	Lever 25
181198	Bumper 9	181324	Pawl, Stop Function 16	181583	Lever 25
181199	Piston 9	181325	Pawl, Automatic Carriage Return 16	181826	Jumper, 2" Black 33
181203	Washer, Flat 32			181850	Plate w/Stud 32
181204	Washer, Flat 32	181326	Arm 6	181851	Pinion, 17T 32
181220	Lever, Blocking 25	181327	Latch 6	181853	Pulley w/66T Gear, 16T 32
181221	Pawl, Blocking Function 16	181328	Lever 10	181854	Pulley w/60T Gear, 16T 32
		181361	Motor, 115V AC Synchronous 33	181855	Pulley w/40T Gear, 16T 32
181222	Pawl, Figs Function 16			181861	Motor, 115V AC Synchronous 32,33
181230	Plate 10	181374	Terminal, Tab Type 33		
181231	Screw, 8-32 Self-Tapping 17,22	181383	Clamp, Motor 32	181866	Bracket 32
		181384	Capacitor, 88-108 MFD 32	181867	Insulator 32
181237	Screw, 1/4-14 Self- Tapping 31	181386	Insulator 32	181868	Clip, Speed 32
		181387	Capacitor, 5 MFD 32	181869	Relay, Motor Start 32
181240	Screw w/Lockwasher, 6-40 x 3/16 Hex 2,5,10,14,24, 28	181392	Terminal, Tab Type 30,33	181870	Motor, 115V AC Synchronous 32,33
		181394	Capacitor, 47-56 MFD 32		
181241	Screw w/Lockwasher, 6-40 x 1/4 Hex 8,10,13,14,16, 21,26,28,29,32	181405	Plate 14	181877	Relay w/Bracket 32
		181406	Roller 14	181891	Sleeve, 3/16 ID x 2-1/2" Lg Insulating 33
		181407	Spring 20	181892	Sleeve, 9/64 ID x 1" Lg Insulating 32
181242	Screw w/Lockwasher, 6-40 x 5/16 Hex 2,3,4,5,7,8, 12,13,18,20,21,22,28,30	181409	Belt, 47T 20	181895	Sleeve, 9/64 ID x 3/8" Lg Insulating 33
		181411	Pinion, 18T 32	181951	Insert, Nylon 31
		181413	Drum, Clutch 20	181952	Stud 2
181243	Screw w/Lockwasher, 6-40 x 3/8 Hex 6,8,22,23,28,30	181414	Pulley, 34T 20	181983	Screw, 6-40 x 5/8 Spl 16
		181417	Pulley w/68T Gear, 13T 32	182022	Bearing Assembly 9
181245	Screw w/Lockwasher, 6-40 x 1/2 Hex 2,7,22,30	181419	Pulley w/62T Gear, 13T 32	182047	Clutch Assembly 12,13
		181420	Pulley w/54T Gear, 17T 32	182068	Plate, Identification 33
181246	Screw w/Lockwasher, 6-40 x 5/8 Hex 12,13,14	181424	Nut, 6-40 Sq 12,13	182069	Plate, Identification 33
		181425	Plate 12	182137	Contact Assembly 22
181249	Screw w/Lockwasher, 6-40 x 1 Hex 22	181426	Plate, Spacer 12	182155	Plate, Right 7
		181427	Plate, Nut 12	182156	Plate, Left 7
181278	Clamp 10,16	181440	Bracket, Switch 17	182157	Bushing, Shoulder 7
181279	Bracket 22	181441	Switch 17	182181	Fan 32
181284	Spring 19,20	181461	Gong 16	182182	Holder, Fuse 33
181286	Bushing 16	181464	Clapper 16	182183	Deflector, Air 32
181302	Typewheel, JD 27	181500	Link, Drive 3	182194	Gear, 40T 20
181304	Latch 26	181501	Upstop, Line Feed Link 3	182195	Drum, Clutch 20
181305	Spring 26	181503	Bracket, Guide 24		
181307	Lever w/Post 26	181521	Spring, Platen 3		
		181522	Guide, Paper 3		

## NUMERICAL INDEX (Continued)

Part Number	Description and Page Number	Part Number	Description and Page Number	Part Number	Description and Page Number
182232	Roller 20	182902	Spacer, .469" Thk 22	183356	Washer, Supporting 4
182237	Pawl, Function 16	182955	Link, Support 22	183357	Spring, Compression 4
182239	Latchlever 21	182957	Plate 22	183358	Plate 5
182241	Motor, 60 Hertz Synchronous 32,33	182958	Spacer 22	183360	Arm 17
182244	Lever, Cam Follower 21	182960	Plate 22	183361	Disc 13
182250	Foot, Rubber 31	182961	Sleeve 22	183364	Pulley w/20T Gear, 30T 28
182262	Arm, Stop 21	182964	Arm Assembly, Drive 1,22	183367	Pulley w/28T Gear, 21T 28
182263	Bracket 21	183052	Bracket, Contact 22	183369	Pulley w/35T Gear, 21T 28
182264	Stud 21	183053	Stiffener, Front 22	183371	Bearing, Sleeve 13
182267	Motor, 50 Hertz Synchronous 32,33	183054	Stiffener, Rear 22	183372	Lever, Shoe Release 13
182268	Lever, Cam Follower 21	183055	Spring, Contact 22	183373	Disc, 6 Stop 13
182269	Modification Kit 21	183056	Spring, Contact 22	183374	Disc, 6 Stop 13
182272	Resistor, 10 Ohm 32	183057	Insulator, .031" Thk 22	183376	Collar 13
182276	Lever, Answer Back Trip 21,23	183058	Insulator, .062" Thk 22	183377	Collar 28
182277	Spring 21	183059	Bushing, Insulating 22	183378	Belt, 41T 28
182286	Insulator, .032" Thk 23, 30	183060	Terminal, Lug 22	183379	Belt, 50T 28
182288	Typewheel, JE 27	183062	Cover, Contact 22	183380	Casting, Frame 2,5,6,8, 10,12,13,14,15,17,18,20, 21,23,24,30,32
182289	Typewheel, JF 27	183098	Lever, Trip 22	183381	Washer, Flat 13
182296	Typewheel, JJ 27	183110	Shim, .004" Thk 22	183382	Shaft, Main 13
182300	Codebar, No. 5-0 15	183130	Insulator 22	183383	Pulley 15T 13
182301	Codebar, No. 5-1W 15	183221	Nut, Speed 20	183384	Disc 28
182302	Codebar, No. 5-2W 15	183301	Guideplate, Paper 4	183385	Arm, Stop 28
182303	Codebar, No. 5-3W 15	183303	Knob, Disengaging 4	183387	Pawl, Function 16
182304	Codebar, No. 5-4W 15	183304	Knob, Sprocket 4	183388	Pawl, Function 16
182305	Codebar, No. 5-5 15	183308	Plate, Right 4,5	183389	Arm 13
182306	Codebar, No. 5-1B 15	183309	Plate, Left 4,5	183390	Arm w/Stud 17
182307	Codebar, No. 5-2B 15	183310	Platen 4	183391	Gear, 16T 28
182308	Codebar, No. 5-3B 15	183313	Bar 4	183392	Gear, 20T 28
182309	Codebar, No. 5-4B 15	183314	Guide, Right Paper 4	183393	Gear, 40T 28
182318	Codebar, R 15	183315	Guide, Left Paper 4	183394	Gear, 20T 28
182531	Clip, Speed 31,32	183316	Bracket 4	183395	Gear, 24T 28
182540	Connector, 15 Pt Plug Type 33	183317	Bracket, Right 4	183396	Gear, 20T 28
182643	Terminal, Plug Type 23,33	183318	Bracket, Left 4	183397	Gear, 24T 28
182644	Terminal, Receptacle Type 33	183319	Detent, 21T 4	183398	Gear, 44T 28
182647	Connector, 12 Pt Plug Type 23,33	183320	Pulley, 21T 4	183399	Gear, 45T 28
182650	Connector, 6 Pt Plug Type 33	183321	Sprocket, Feed 4	183400	Gear, 70T 28
182726	Terminal, Receptacle Type 23,33	183322	Pulley, 21T 4	183401	Gear, 40T 28
182894	Link 22	183323	Bracket, Right 5	183402	Gear, 51T 28
182895	Plate w/Bushing 22	183324	Arm, Reverse 6	183403	Gear, 50T 28
182898	Arm 22	183326	Guide, Bracket 6,7	183404	Gear, 36T 28
182900	Link w/Post 22	183330	Guide 6,11	183405	Bail 28
		183335	Guide, Left 4	183406	Bracket, Stop 28
		183336	Guide, Right 4	183407	Arm 28
		183338	Knob w/Pin 4	183408	Arm 13
		183339	Plunger Assembly 4	183409	Arm, Latch 28
		183341	Wheel, Idler 4	183415	Roller 20
		183346	Ring, Retaining 4	183418	Shaft, Distributor 20
		183349	Washer, Felt 4	183422	Roller 28
		183351	Stud, Idler 4		
		183352	Guide, Paper 4		

## NUMERICAL INDEX (Continued)

Part Number	Description and Page Number	Part Number	Description and Page Number	Part Number	Description and Page Number
183423	Bracket, Spring 28	183538	Lever, Stop 11	184085	Screw, 8-32 Thumb 31
183425	Clamp 16,17	183544	Link 8	184088	Spring 28
183426	Clamp 16	183545	Arm, Reverse 6,11	184089	Shield 29
183428	Shaft 28	183548	Guide w/Post 7	184090	Shield 29
183429	Bail 28	183549	Bracket w/Stud 8,26	184096	Bracket 10
183430	Arm 28	183551	Link, Blocking 21	184148	Contact, Wire 23
183431	Bail, Clutch Latch 28	183553	Plate w/Post 6,7	184149	Drum, Answer Back 23
183432	Bail, Reset 28	183555	Bail w/Stud 7	184150	Cable Assembly 23
183433	Bracket, Side 28	183562	Bracket 30	184157	Modification Kit 24
183434	Bracket, Contact Switch 29	183587	Typewheel, JG 27	184158	Pulley w/58T Gear, 14T 32
183435	Bail, Contact Switch 28	183590	Spring, Contact 14	184201	Lever 21
183436	Bracket 28	183591	Spring, Contact 14	184250	Lever w/Bracket 25
183437	Bracket 28,29	183594	Contact Assembly 14	184261	Lever 25
183438	Stud 4	183595	Stiffener 14	184280	Knob Assembly 4
183442	Lever w/Hub 4	183596	Bracket 14	184301	Typewheel, JP 27
183443	Bracket 5	183598	Pawl, Contact 14	184302	Typewheel, JR 27
183444	Contact Assembly 29	183851	Retainer, Left 24	184303	Typewheel, JS 27
183445	Contact Assembly 5	183853	Retainer, Right 24	184304	Typewheel, JT 27
183448	Pointer 28	183861	Plate, Stop 5	184305	Typewheel, JU 27
183449	Plate, Index 28	183862	Terminal 5,29	184306	Typewheel, JV 27
183450	Screw, 4-40 x 7/32 Flat 13	183863	Spring, Contact 5,29	184308	Typewheel, JX 27
183454	Retainer, Spring 4	183864	Spring, Contact 5,29	184309	Typewheel, JY 27
183457	Plate 28	183865	Bushing, Insulating 5,29	184310	Typewheel, JZ 27
183458	Plate, Stop 28	183876	Screw, 6-32 Set 4	184684	Typewheel, JK 27
183464	Post, Spring 28	183877	Modification Kit 28	184687	Typewheel, JL 27
183465	Spacer 28	183878	Modification Kit 28	185676	Terminal, Plug Type 22, 23,33
183466	Bracket 28	183879	Modification Kit 28	185677	Terminal, Receptacle Type 33
183467	Insulator 28	183880	Modification Kit 28	185680	Plate, Identification 33
183468	Lever, Strip 24	183881	Modification Kit 28	185700	Base 31
183469	Plate 24	183882	Modification Kit 28	185721	Bracket, Fuse 33
183474	Modification Kit 6,7	183883	Modification Kit 28	185730	Modification Kit 33
183483	Post 29	183884	Spring 28	185731	Jumper, 3-3/4" Black 33
183484	Cover, Contact 29	183885	Plate w/Hinge 11	185732	Bracket, Fuse 33
183492	Clutch Assembly 13	183887	Bail, L.F. 28	185733	Insulator 32,33
183495	Codebar, 15	183962	Typewheel, JH 27	185734	Fuse, SL-BL 2-1/4 Amp 33
183496	Codebar, 15	183963	Typewheel, JM 27	185775	Extension, Armature 22,23
183497	Codebar, 15	183964	Typewheel, JN 27	185788	Arm 26
183498	Codebar, 15,26	183967	Spring 7	185789	Stud 26
183499	Lever, Blocking 24	183993	Camsleeve 12,13	185790	Plate, Detent 26
183503	Housing, Bearing 9	183994	Link 9,10,12,13	185791	Modification Kit 1,26
183504	Retainer, Bearing 9	183995	Lever 9	185796	Bracket 2
183528	Link w/Stud 11	183996	Link, Toggle 10	185799	Shaft 6
183530	Stud, Eccentric 11	183998	Clutch Assembly 12,13	185816	Screw, 6-40 x 5/16 Spl 2
183532	Bail w/Stud 11	183999	Spacer, 050" Thk 12,13	185833	Plate, Identification 33
183533	Link 11	184006	Screw, 8-32 Self-Tapping 8,14,16,23	185834	Plate, Identification 33
183534	Arm w/Stud 11	184055	Screw w/Lockwasher, 6-40 x 3/16 Hex 30	185843	Fuse, SL-BL 1-1/4 Amp 33
183536	Arm w/Shaft 11	184067	Screw w/Lockwasher, 4-40 x 5/16 Hex 6,11	185871	Screw w/Lockwasher, 8-32 x 3/8 Hex 31
183537	Arm, Release 11				

## NUMERICAL INDEX (Continued)

Part Number	Description and Page Number	Part Number	Description and Page Number	Part Number	Description and Page Number
185877	Platen 2,26	186265	Buffer 21	187000	Screw w/Flat Washer, No. 6 x 1/2 Self-Tapping 18
185920	Knob Assembly 4	186268	Shaft, Distributor 20	187071	Spring 11
185921	Extension, Knob 4	186271	Shaft, Distributor 20	187096	Plate 28
185922	Knob, Platen 4	186400	Clutch Assembly 19	187097	Stud 4
185923	Shaft 4	186412	Arm 17	187098	Wheel, Idler 4
185924	Knob, Disengaging 4	186413	Arm 17	187099	Eccentric 4
185925	Washer, Flat 4	186432	Guideplate 7	187100	Washer, Flat 4
185926	Ring, Retaining 4	186442	Piston 9	187103	Bracket 16
185927	Clip, Spring 4	186443	Bumper 9	187126	Stud 20
185945	Insulator 5	186446	Lever, Blocking 18	188627	Bail w/Stud 11
185947	Insert, Knob 4	186447	Lever, Blocking 18	188827	Lever 11
185968	Latch 26	186468	Lever 25	188828	Bracket 11
185969	Hub 26	186469	Lever, Function 25	188829	Lever, Stop 11
185970	Lever w/Post 26	186536	Set of Parts 9	192007	Terminal, Tab Type 33
185971	Modification Kit 1,26	186575	Arm 12,13,17	194956	Spring 13
185975	Guide 6,11	186576	Arm 17	194987	Screw, 8-32 x 3/8 Hex 5, 17
185986	Post 8,26	186604	Bracket 16	195057	Guard, Contact Spring 14
185987	Roller 8,26	186606	Set of Parts 4	195614	Pin, Key 33
185989	Collar 4	186639	Sleeve, 7/16 ID x 1-7/8"	196932	Sleeve, 7/16 ID x 1-1/4" Lg Insulating 33
185990	Platen 4		Insulating 33	198670	Screw w/Lockwasher, 6-40 x 5/16 Hex 2,3,4,5
185993	Arm, Latch 29	186642	Knob 19	199440	Screw, 6-40 x 5/8 Fil 12, 13
185994	Arm w/Hub 29	186664	Post 30	301477	Filter, 10 Leads 4
185996	Spacer 29	186669	Spring 3,19,25	312918	Strap, Cable 33
185997	Plate, Stop 29	186691	Insert 31	312919	Strap, Cable 33
185998	Plate 29	186692	Post, Eccentric 10	312920	Strap, Cable 33
185999	Arm, Stop 29	186693	Lever 10	320246	Fuse, SL-BL 1.8 Amp 33
186052	Spacer, .183" Thk 20	186694	Lever 10	320411	Terminal, Spade Type 30
186053	Nut, Speed 20	186728	Modification Kit 10	320418	Terminal, Ring Type 33
186175	Bracket 6	186731	Ring, Compression 14	327323	Ring, Retaining 17,21,30
186213	Hub 17	186732	Insulator 7	327828	Filter w/Network 33
186214	Washer, Spl 17	186733	Insulator 31	336368	Contact Assembly 29
186240	Set of Parts 17	186734	Insulator 18	336370	Contact Assembly 5
186247	Shaft 12,19	186738	Insulator 31	336371	Spring, Contact 5,29
186248	Shaft 13,19	186747	Bracket 28	336372	Spring, Contact 5,29
186250	Camsleeve 19	186748	Spacer 28	336379	Adapter 33
186253	Lever w/Hub 21	186770	Shaft 15	340699	Clip, Cable 31
186254	Lever, Cam Follower 21,30	186778	Screw, 6-40 x 7/32 Hex 19		
186257	Clamp, Buffer 21	186791	Lever 25		
186259	Clamp 17	186796	Lever, Function 25		
186261	Link 30	186798	Pawl 16		
186262	Shaft, Trip Pivot 21,23	186802	Pawl, Function 16		
186264	Lever w/Stud 30				

32 CALL CONTROL UNIT (UCC)

PARTS

FIGURE	CONTENTS	PAGE
1	Base Plate Components - for use with Rotary Dial	2
2	Base Plate Components - for use with Touch Tone or Card Dialing	3
3	Electrical Components - for use with Rotary Dial	4
4	Electrical Components - for use with Rotary Dial (Continued)	5
5	Base Plate and Electrical Components - for DC Signal Private Line	6
6	Electrical Components - for Computer Control Private Line	7
7	Base Plate Components - for the Basic Set	8
8	Base Plate Components - for the Basic Set (Continued)	9
9	Base Plate Components - for use with Selective Calling	10
10	Base Plate Components - for use with Selective Calling (Continued)	11
11	Selector Magnet Driver and Electrical Components	12
12	181815 and 184048 Selective Magnet Drivers	13
13	Alarms and Speakers	14
14	182087 Polar Adapter Assembly	15
15	182087 and 186233 Polar Adapter Assemblies	16
16	Dial Modifications	17
17	Key Assemblies	18
18	Power Cords and Jumpers	19
19	Cable Components	20
	Numerical Index	21

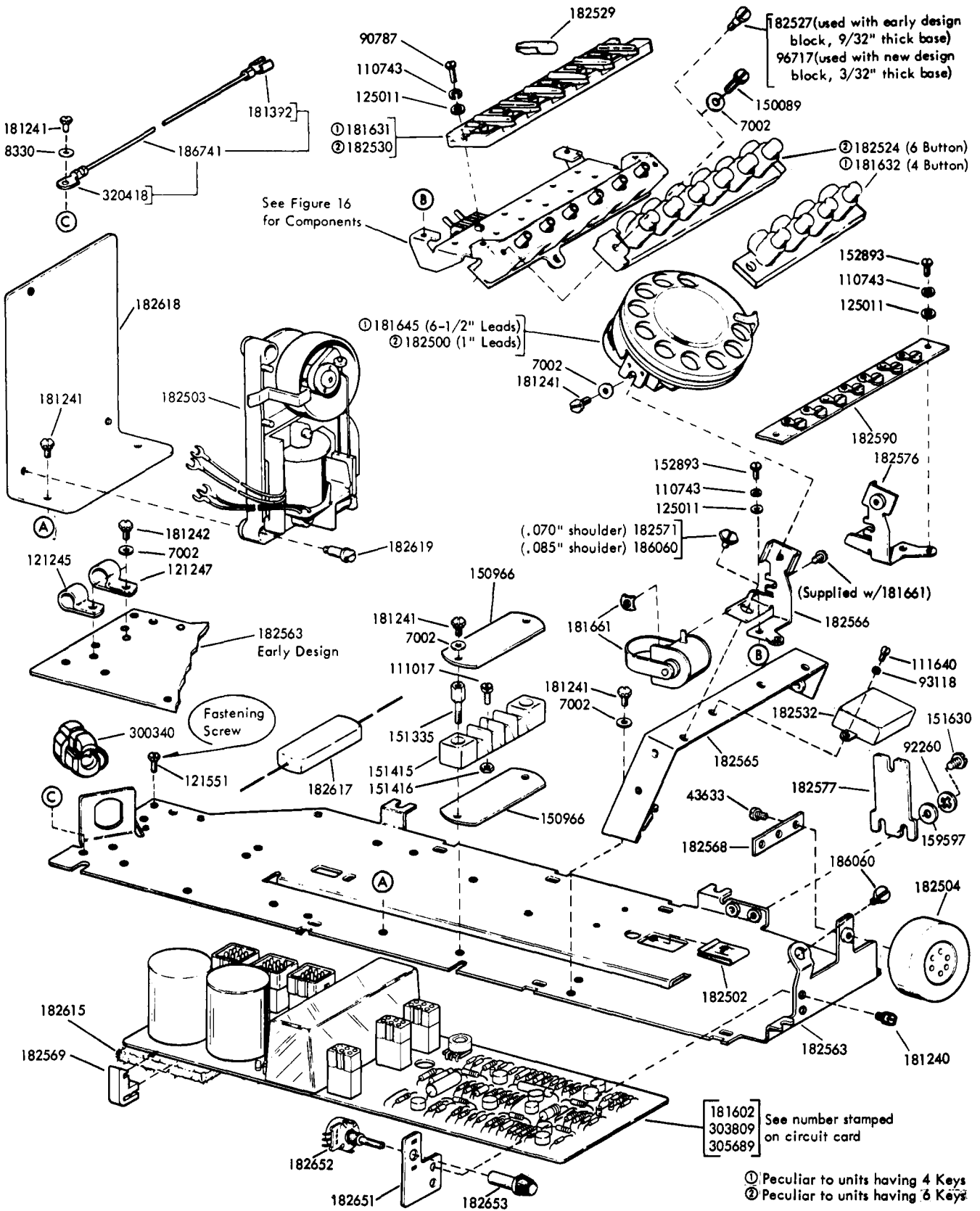


FIGURE 1. BASE PLATE COMPONENTS-FOR USE WITH ROTARY DIAL

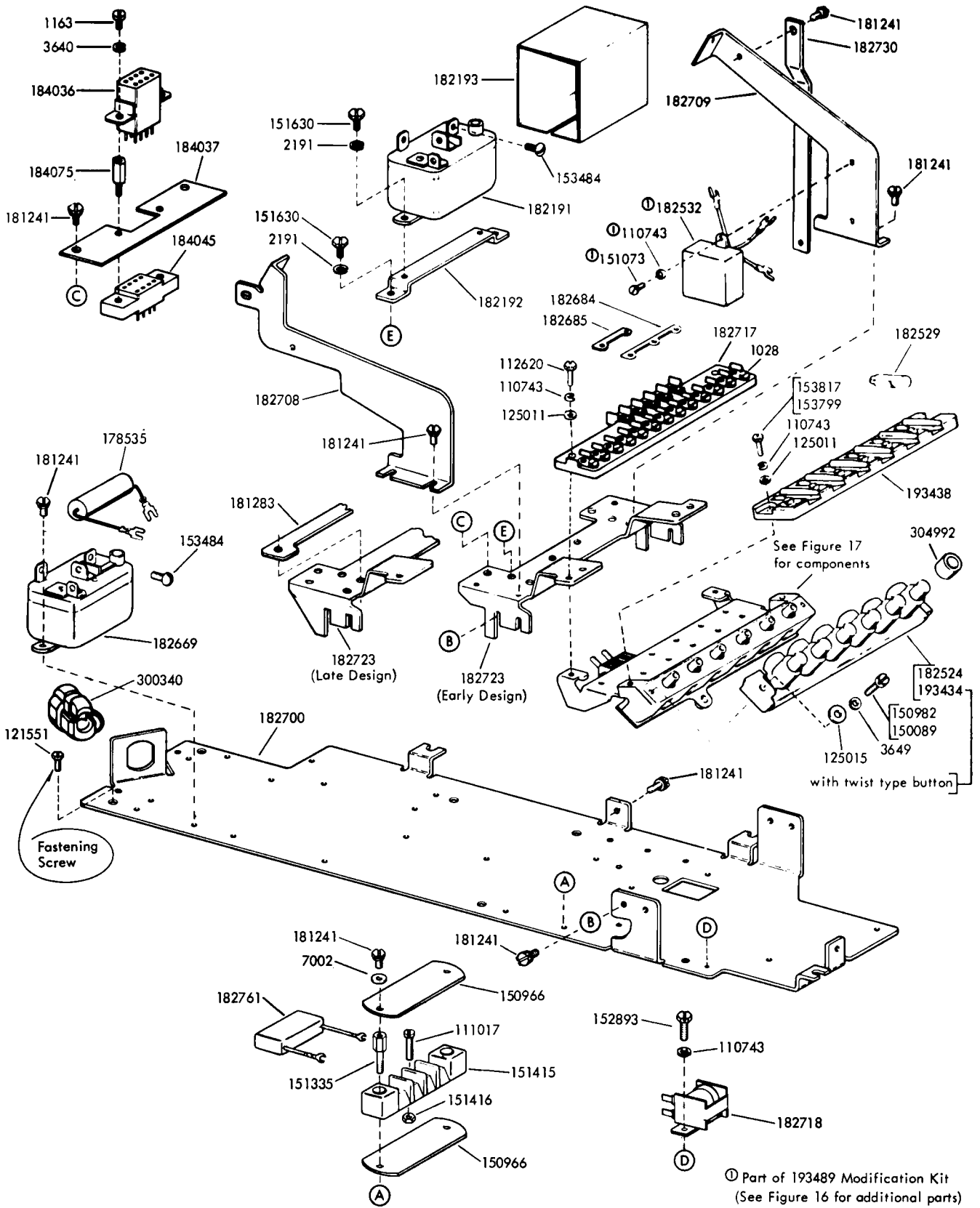


FIGURE 2. BASE PLATE COMPONENTS-FOR USE WITH TOUCH TONE OR CARD DIALING

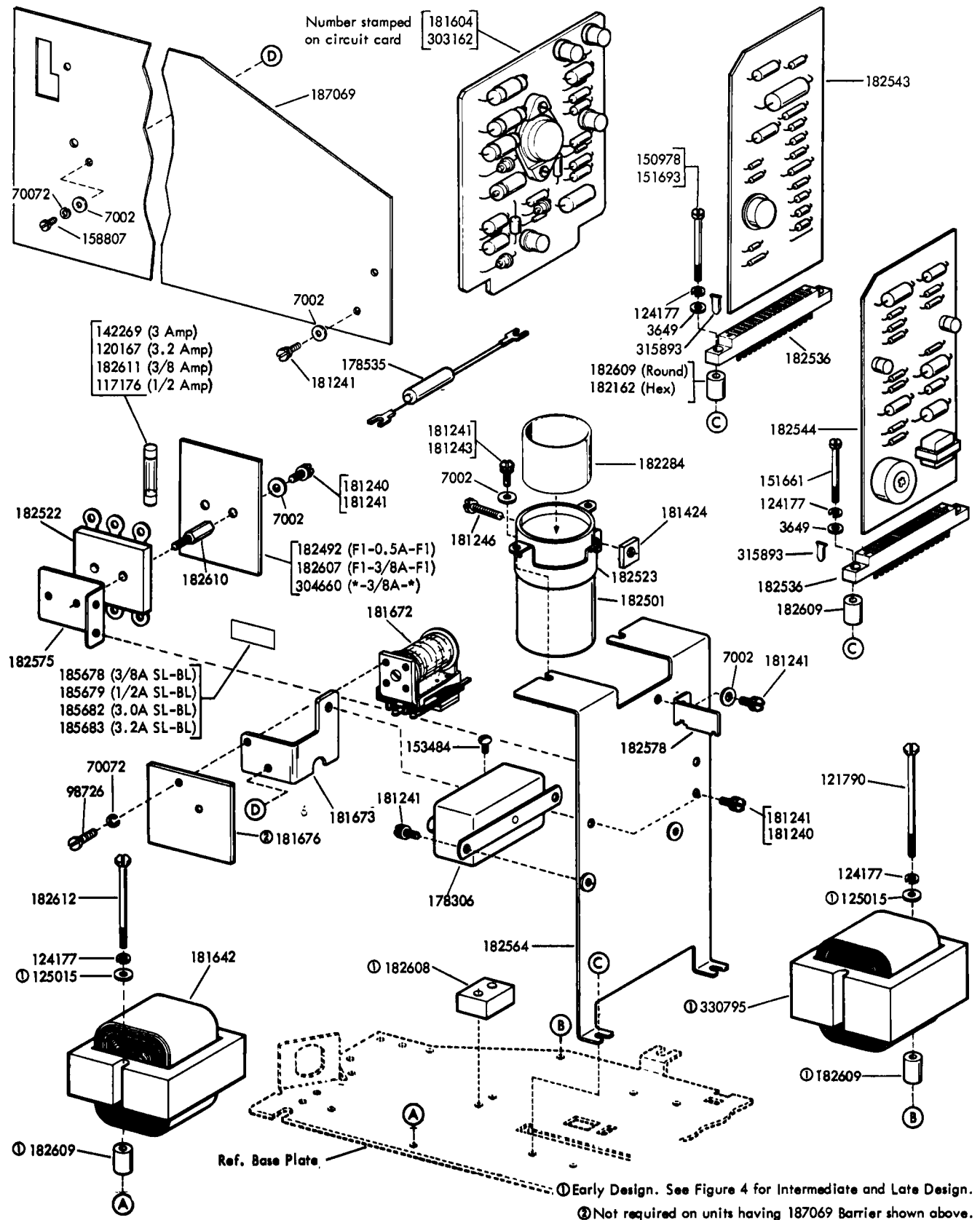


FIGURE 3. ELECTRICAL COMPONENTS - FOR USE WITH ROTARY DIAL



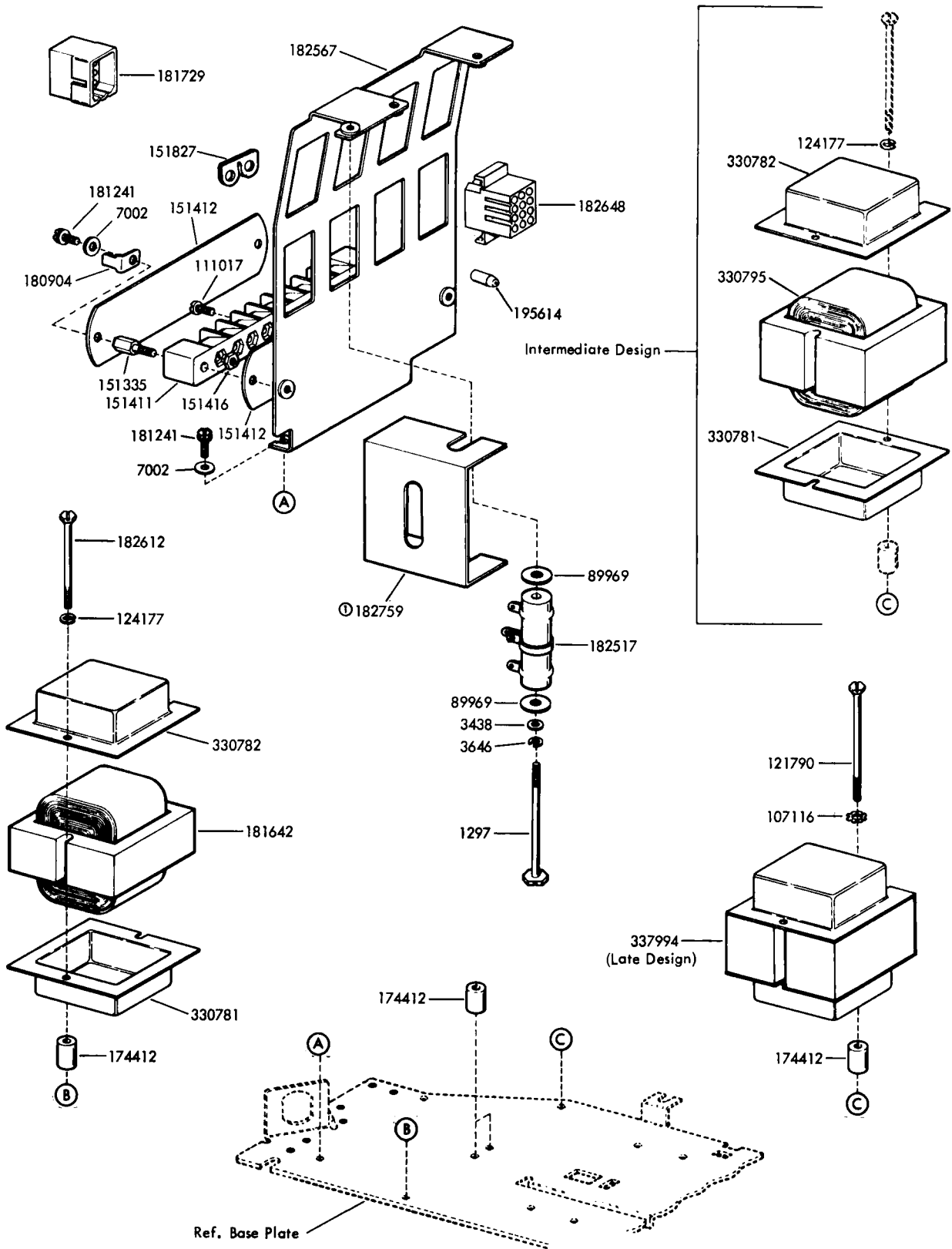


FIGURE 4. ELECTRICAL COMPONENTS - FOR USE WITH ROTARY DIAL (CONTINUED)



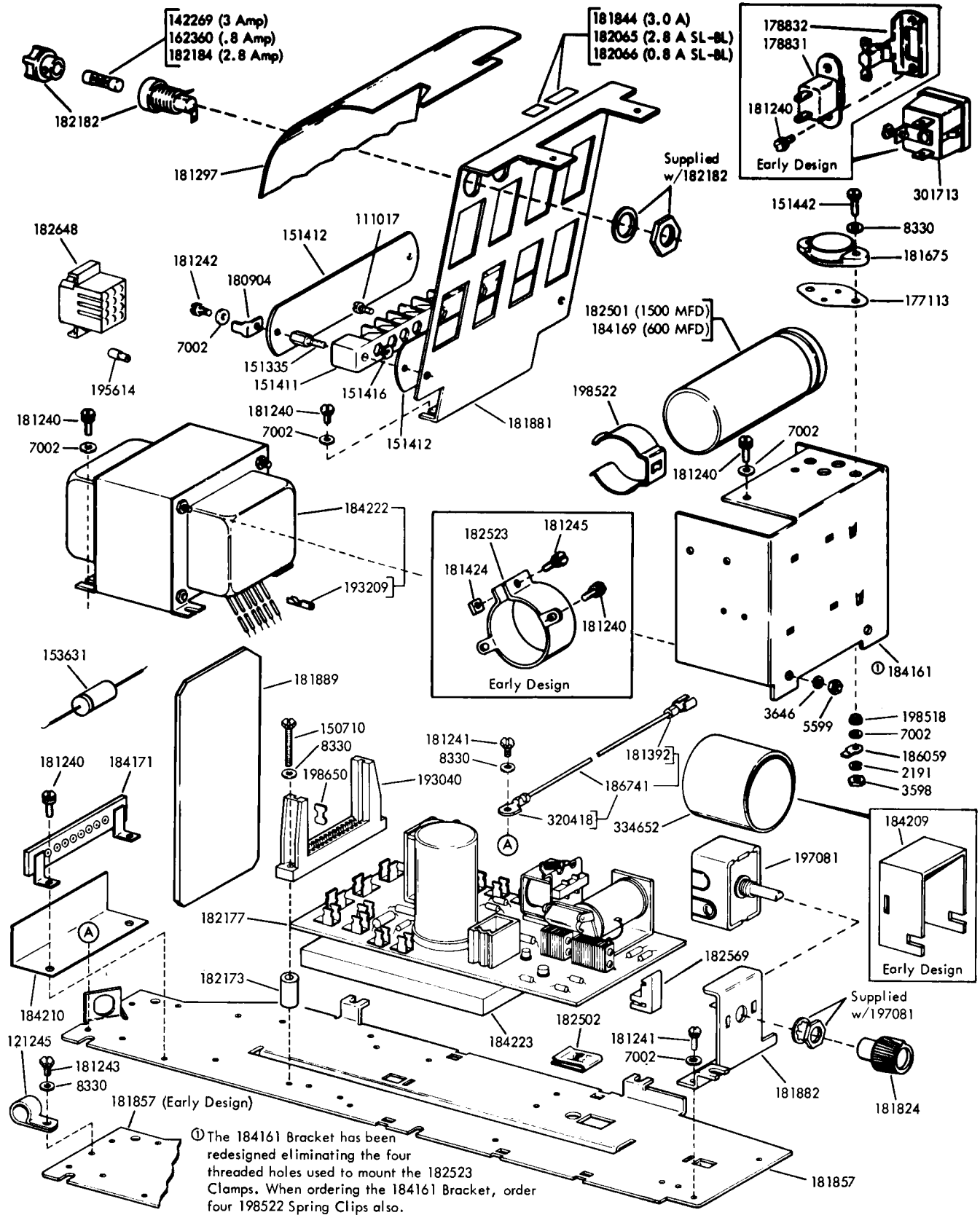
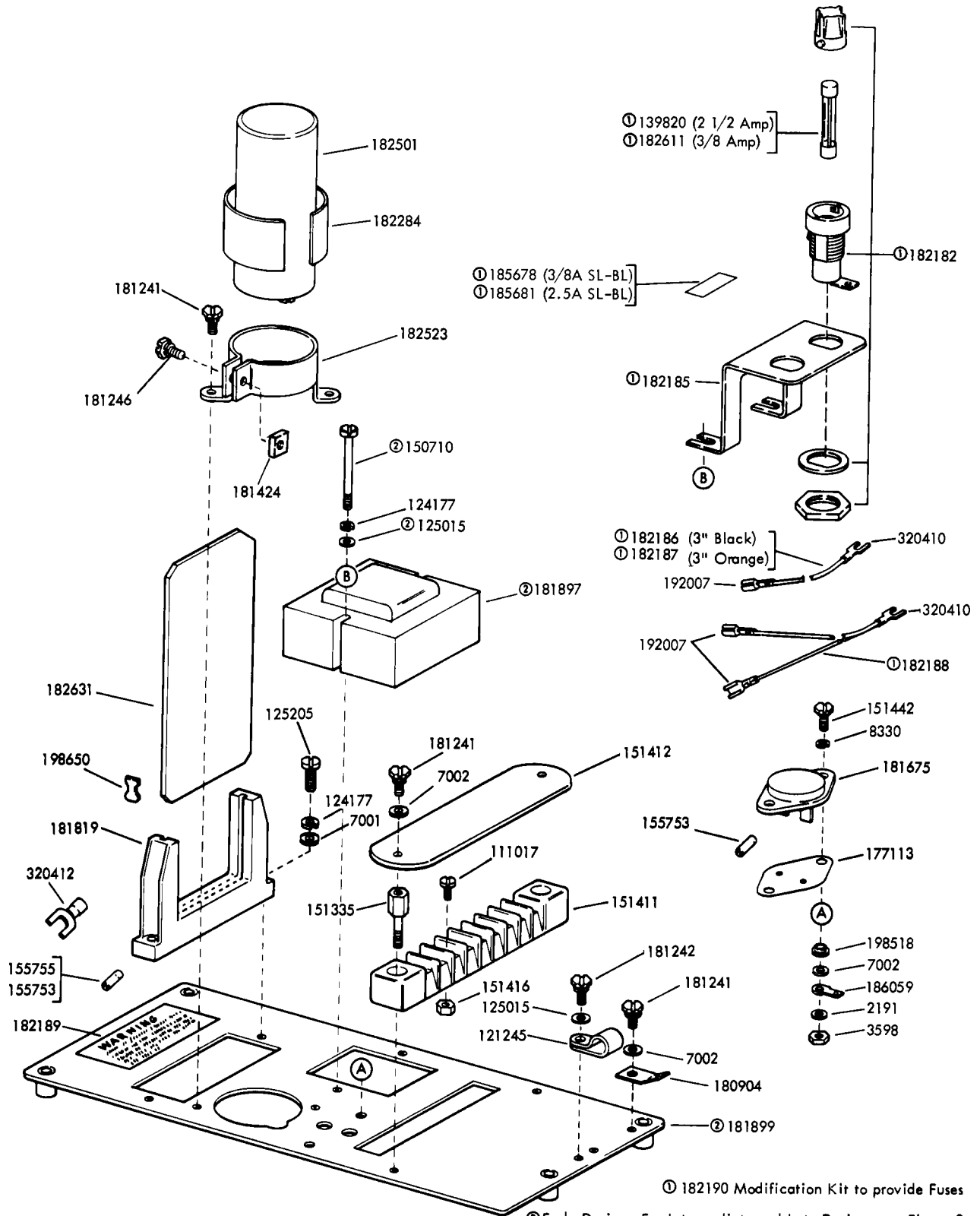


FIGURE 6. ELECTRICAL COMPONENTS-FOR COMPUTER CONTROL PRIVATE LINE

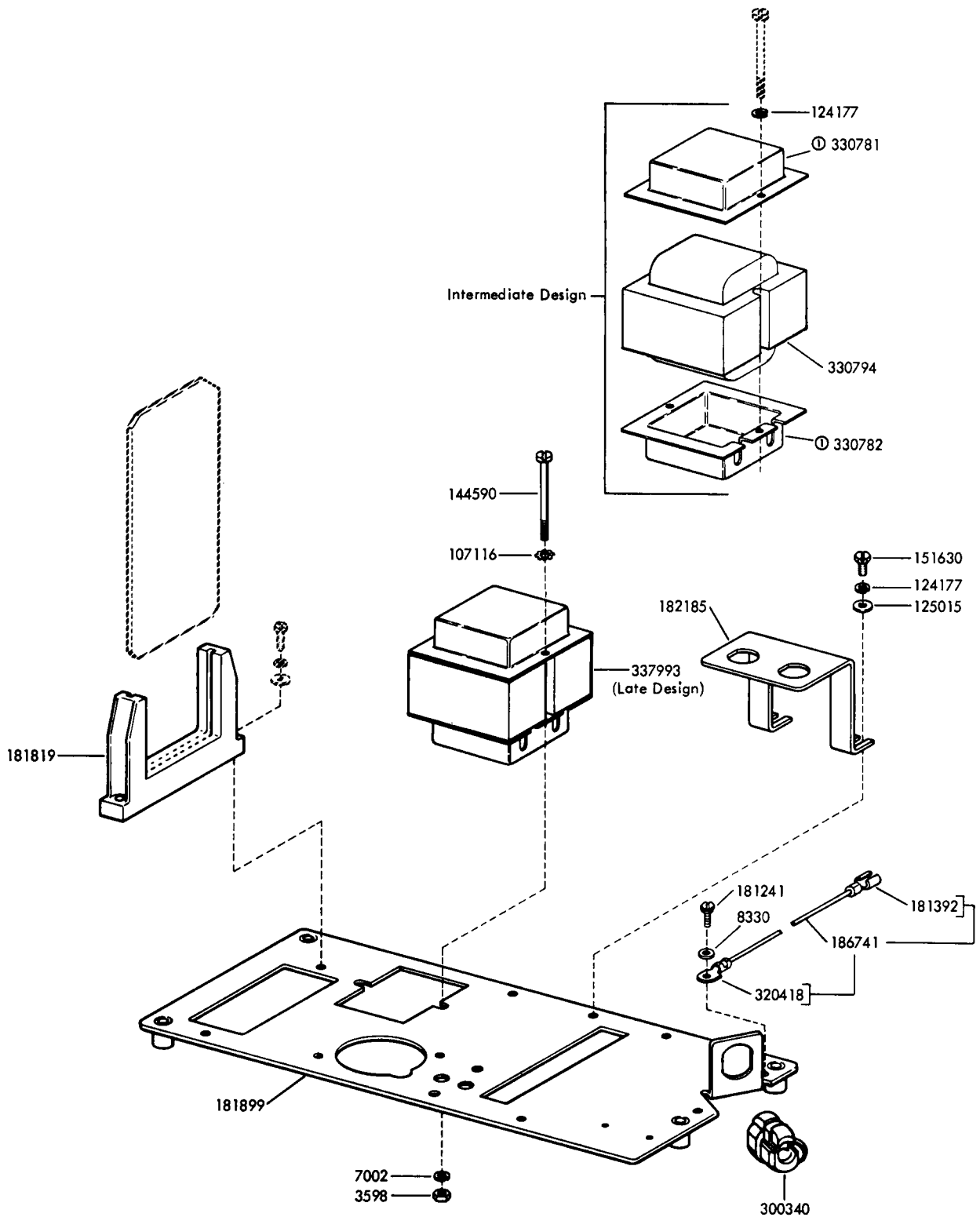


Note: This Figure depicts the Early Design assembly. For Intermediate and Late Design assembly changes, see Figure 8.

① 182190 Modification Kit to provide Fuses

② Early Design. For Intermediate and Late Design, see Figure 8. The 181897 Transformer (60 Hertz) is no longer available. It has been replaced by the 337993 Transformer (50-60 Hertz). See Figure 8.

FIGURE 7. BASE PLATE COMPONENTS-FOR THE BASIC SET



Note: This Figure depicts the Intermediate and Late Design assembly changes. For Early Design assembly, see Figure 7.

Ⓢ Transformer shields cannot be used with the Early Design 181899 plate, and they are not recommended for use with the Early Design 181897 Transformer. (See Figure 7)

FIGURE 8. BASE PLATE COMPONENTS-FOR THE BASIC SET (CONTINUED)

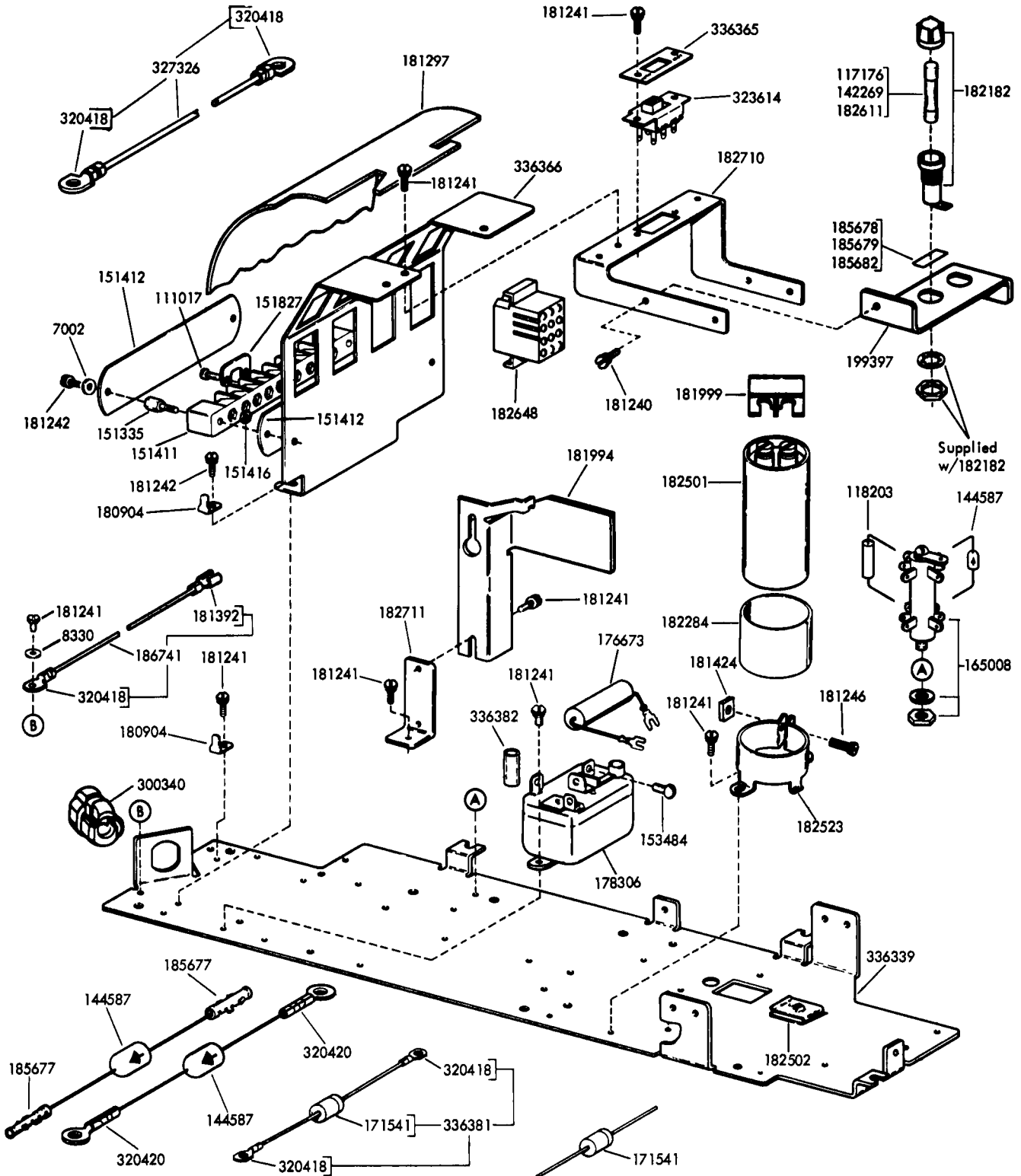


FIGURE 9. BASE PLATE COMPONENTS - FOR USE WITH SELECTIVE CALLING

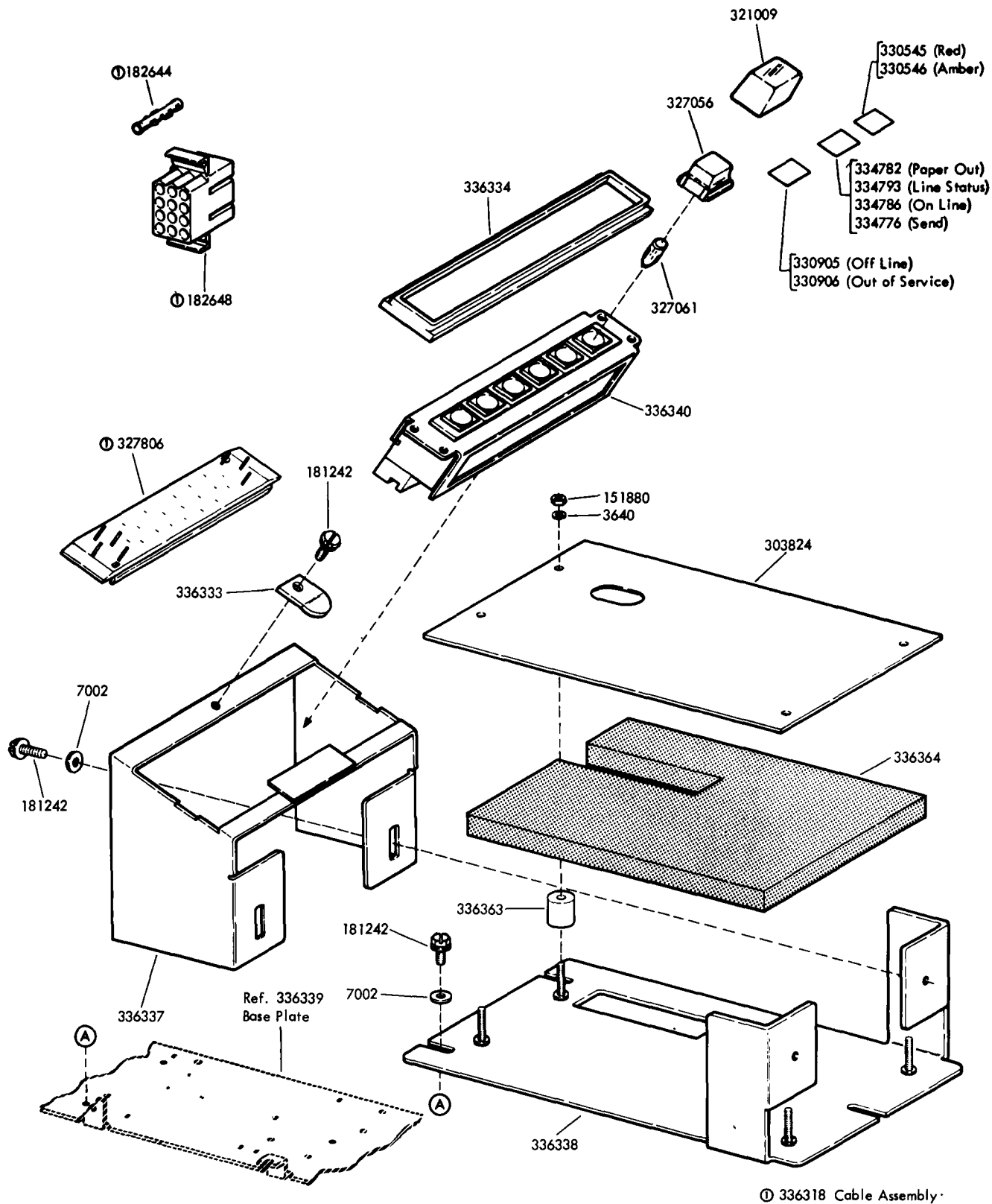


FIGURE 10. BASE PLATE COMPONENTS - FOR USE WITH SELECTIVE CALLING (Continued)

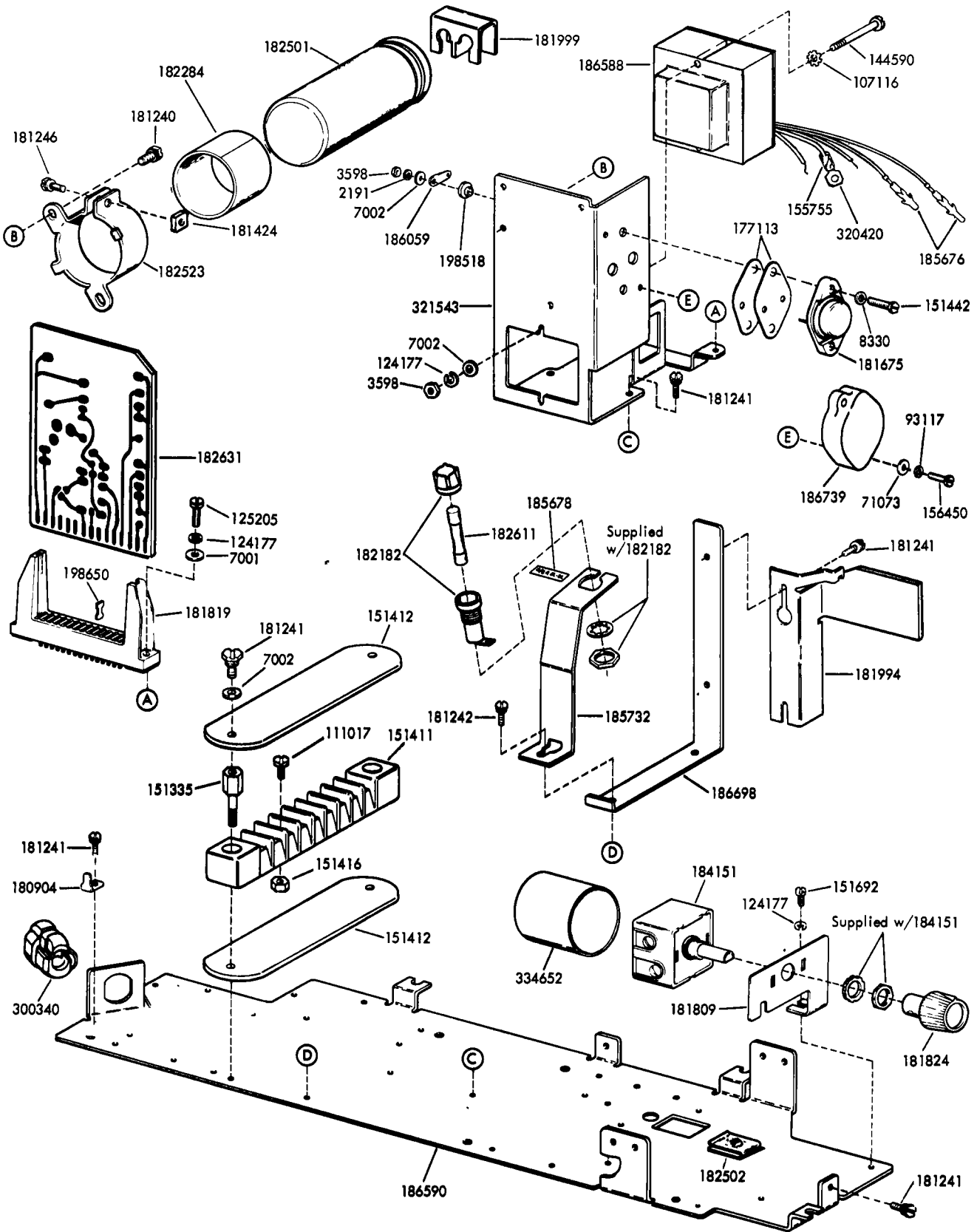


FIGURE 11. SELECTOR MAGNET DRIVER AND ELECTRICAL COMPONENTS



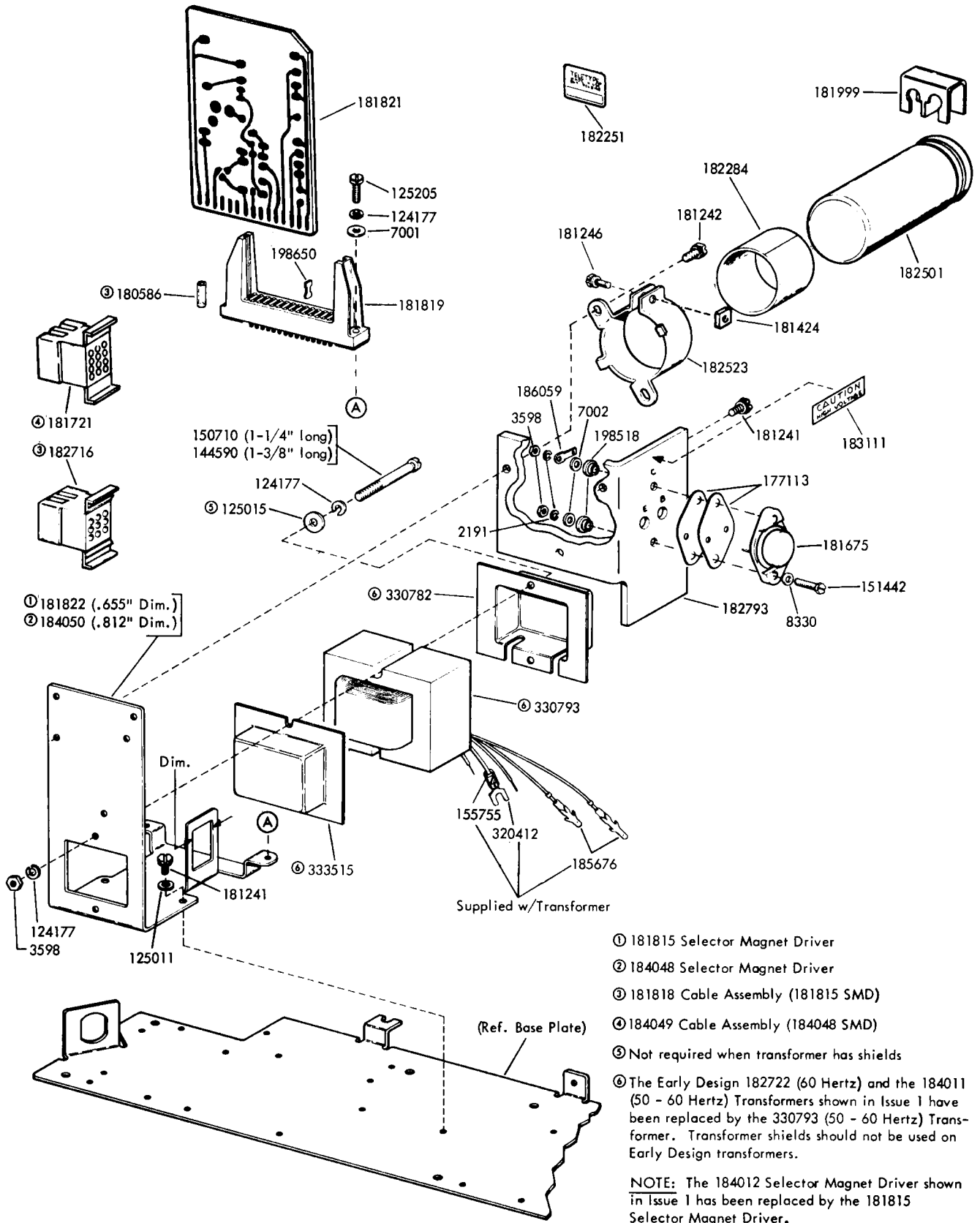


FIGURE 12. 181815 AND 184048 SELECTOR MAGNET DRIVERS

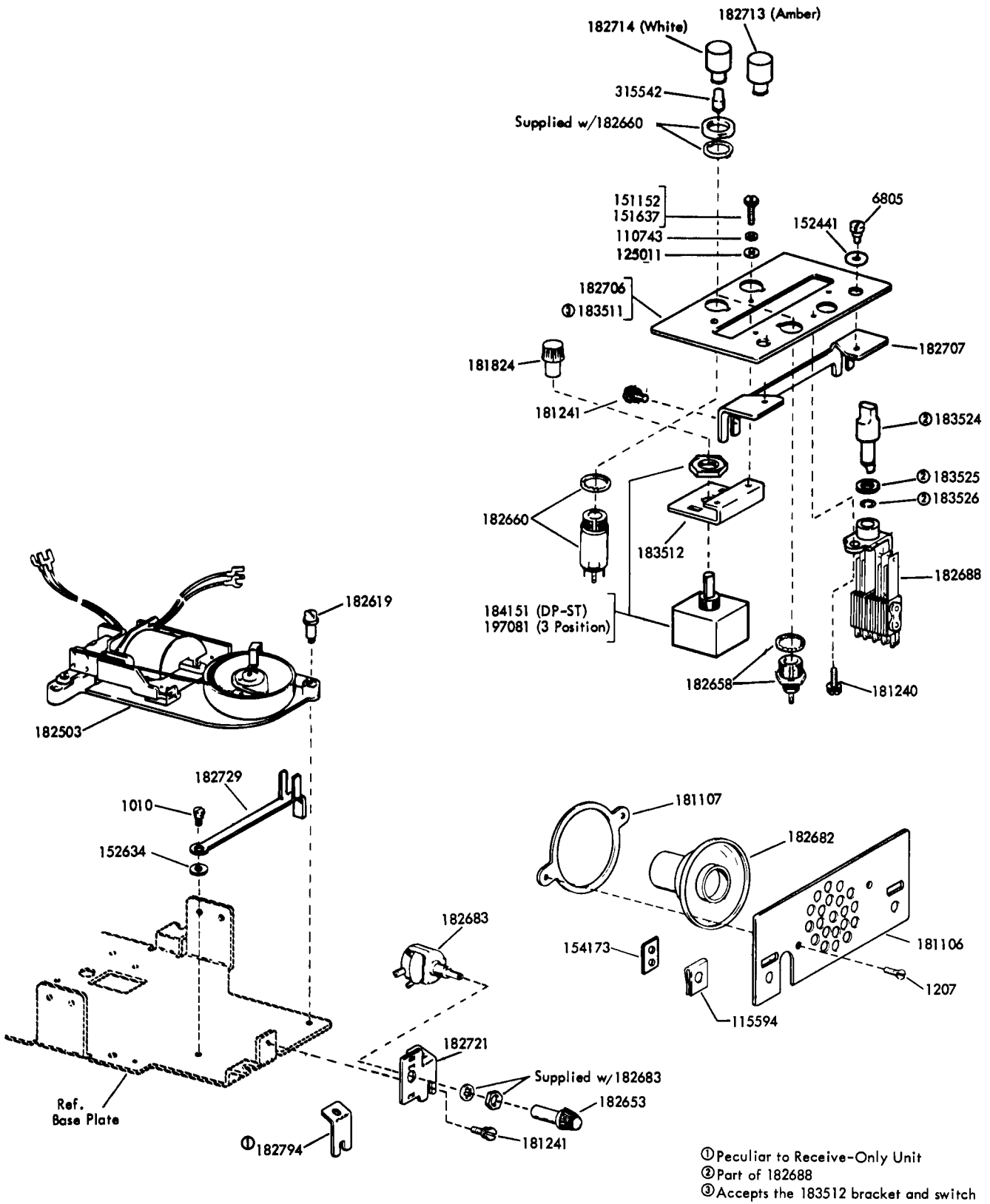
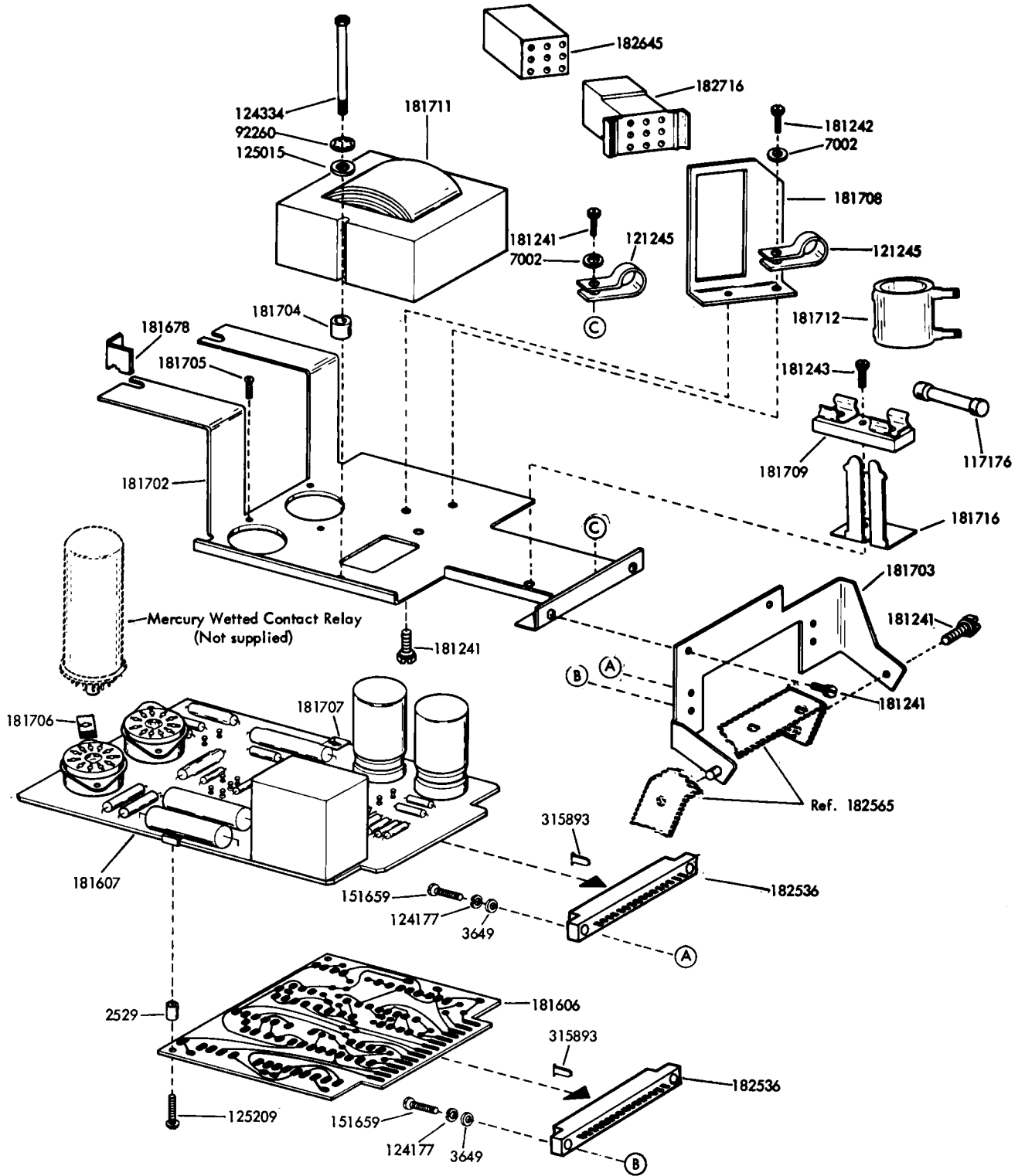


FIGURE 13. ALARMS AND SPEAKER



Note: This Figure depicts the Early Design assembly.  
 For Late Design assembly, see Figure 15.  
 Cable components found in Figure 19 .

FIGURE 14. 182087 POLAR ADAPTER ASSEMBLY

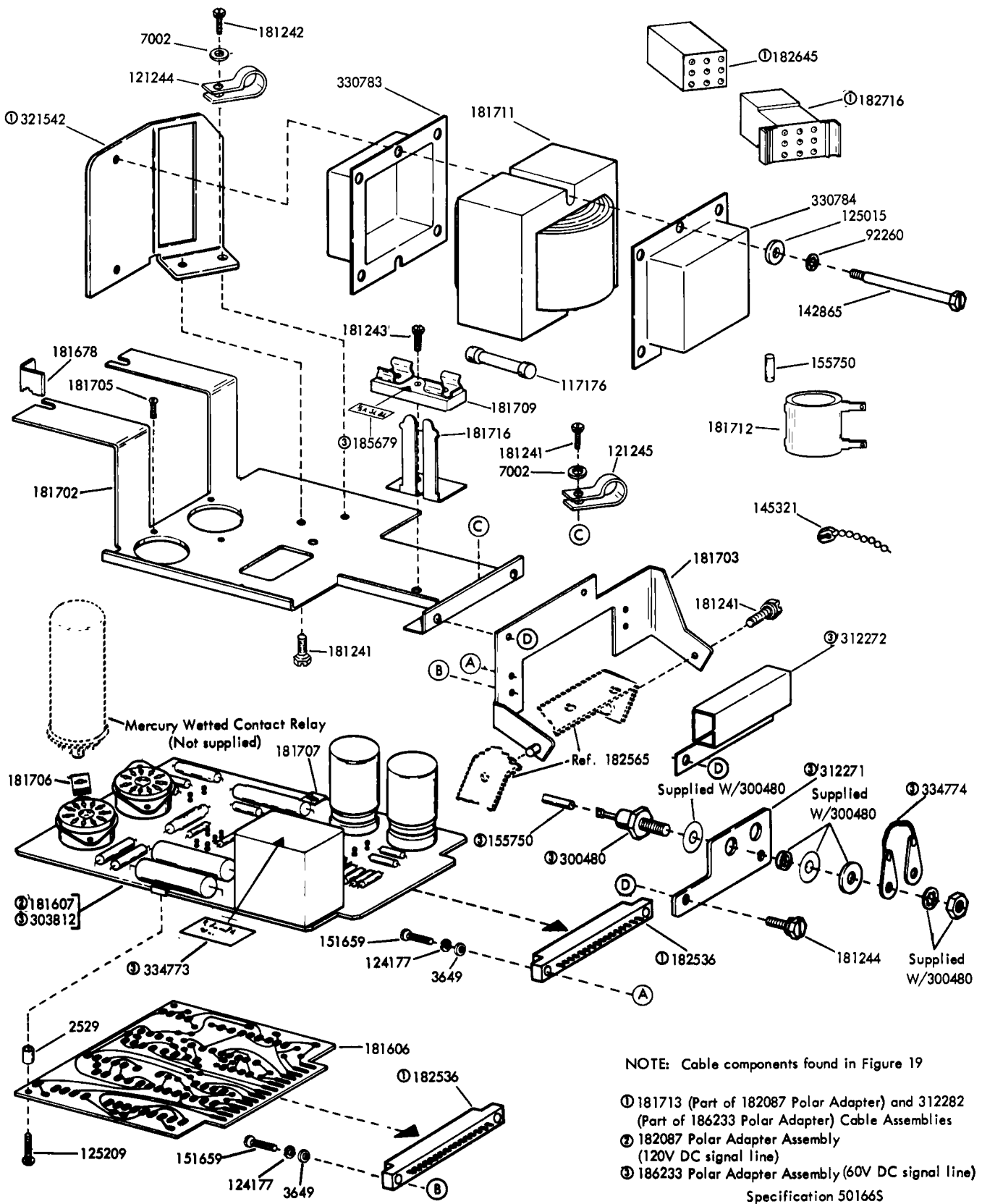
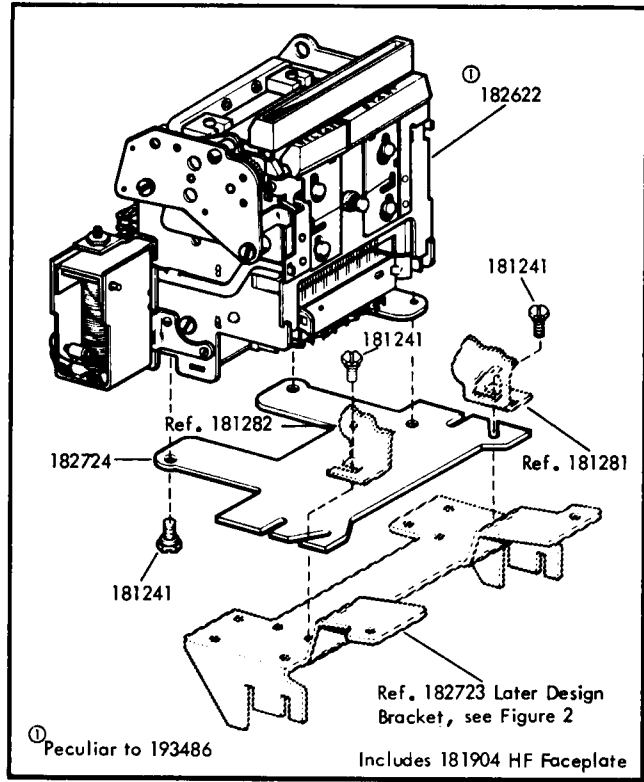
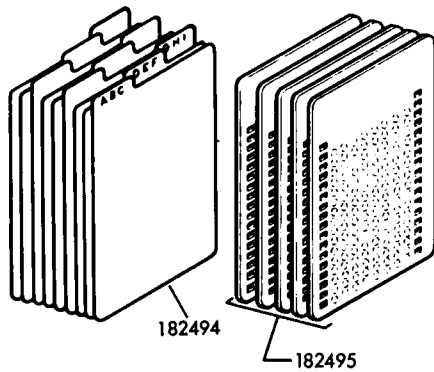
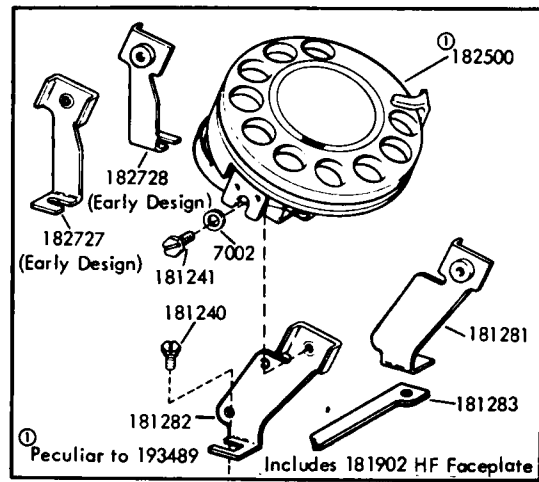


FIGURE 15. 182087 AND 186233 POLAR ADAPTER ASSEMBLIES



DC Card Dial

Part of 195924 (less dial) and 193486 (with dial) Modification Kits (Specification 501645)



Rotary Dial

Part of 195926 (less dial) and 193489 (with dial) Modification Kits (Specification 501565) (see Figure 2 for additional parts)

FIGURE 16. DIAL MODIFICATIONS

		KEY ASSEMBLY PART LOCATION TABLE								
POSITION		182580	182581	182582	182583	182584	182586	182587	182588	182589
F	Plunger Switch	182559 182561		182559 182562	182663 182561	182559 182562	182663 182561	182663 182561	182559 182562	182559 182562
E	Plunger Switch	182559 182562	182667 182562	182559 182561	182667 182562	182559 182562	182667 182664	182667 182664	182559 182562	182559 182562
D	Plunger Switch	182559 182562	182667 181638	182559 182562	182667 182664	182559 182562	182667 182664	182667 182562	182559 182562	182559 182562
C	Plunger Switch	182559 182561	182667	182559 182562	182667 182664	182559 182562	182667 182562	182667 182664	182559	182559
B	Plunger Switch	182559 182560	182667 182562	182559 182562	182667 182562	182667 182562	182663 182664	182667 182562	182667 182562	182559
A	Plunger Switch	182559 182561		182559 182562	182667 182664	182667 182562	182667 182562	182667 182664	182667 182562	182559 182562
Switches shown often provide more than the minimum desired combinations.										
Plunger Spring		182554	182554	182554	182554	182554	182554	182554	182554	182554
Lockout		182556		182556					182556	182556
Latch Bar		182555		182666		308536			301769	182666
Latch Spring		182535		182535		182535			182535	182535
Bracket		182557	181637	182557	182557	182557	182557	182557	182557	182557

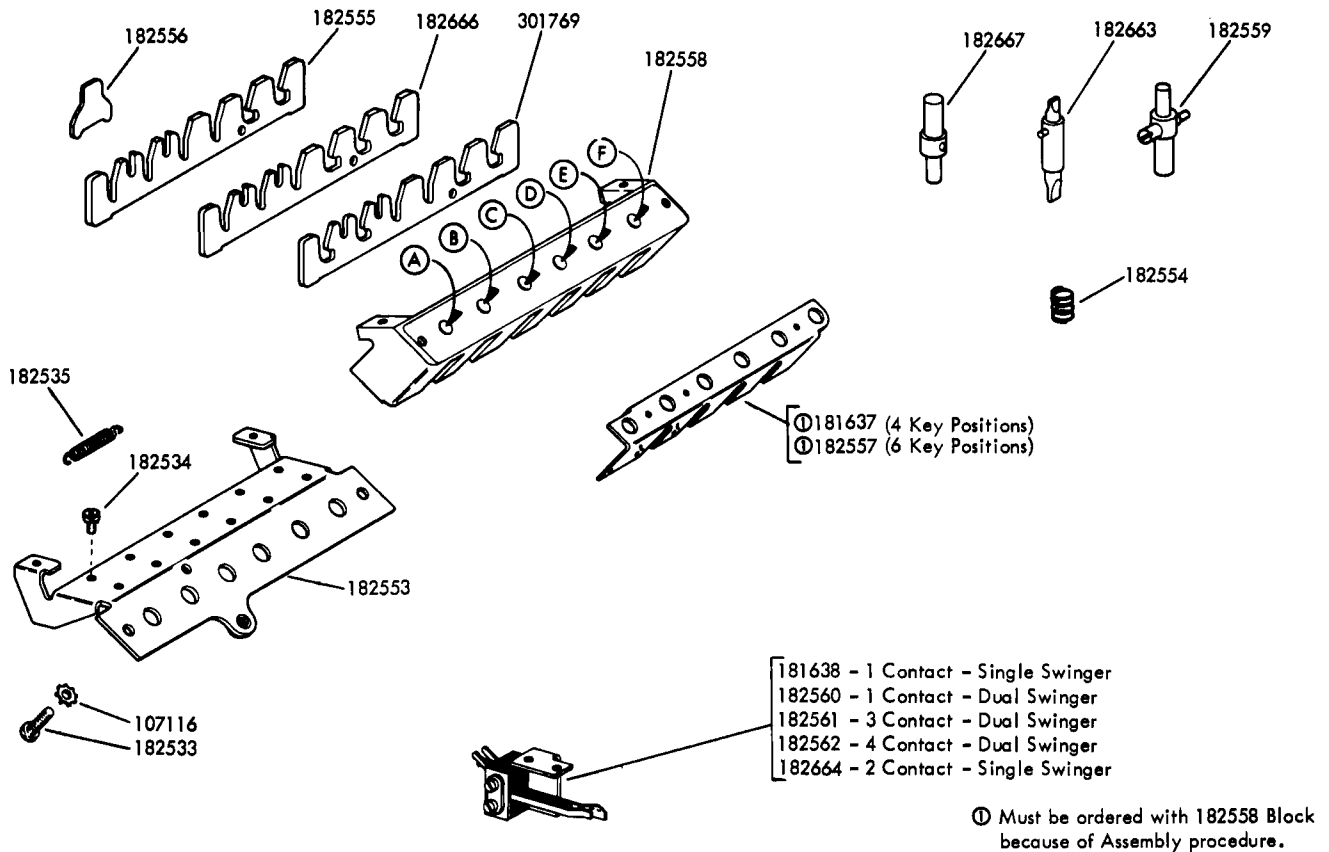


FIGURE 17. KEY ASSEMBLIES

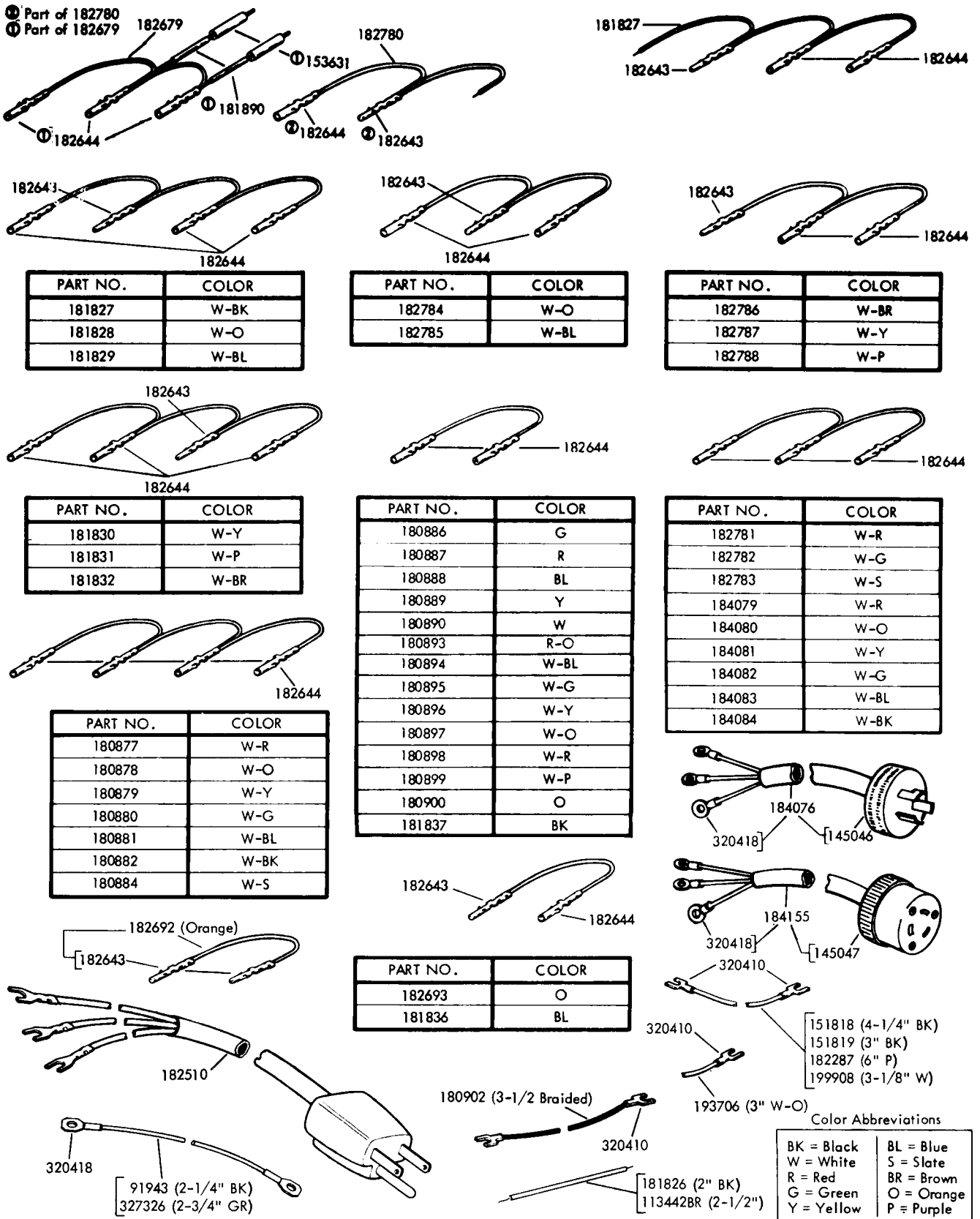
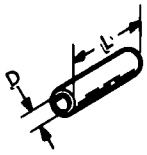


FIGURE 18. POWER CORDS AND JUMPERS



SLEEVE	D Inside Diameter	L Length
155750	3/32"	1/2"
155751	1/8"	1"
155752	5/64"	1/2"
155753	1/8"	1/2"
155755	11/64"	5/8"
181300	3/16"	1"
181301	1/4"	1"
181890	1/16"	1"
181892	9/64"	1"
181893	3/64"	1"

CABLE CLAMPS	
Part No.	I.D.
121242	1/8
121243	3/16
121244	1/4
121245	5/16
121246	3/8
121247	7/16
121248	1/2
121249	5/8
121250	3/4
121251	1

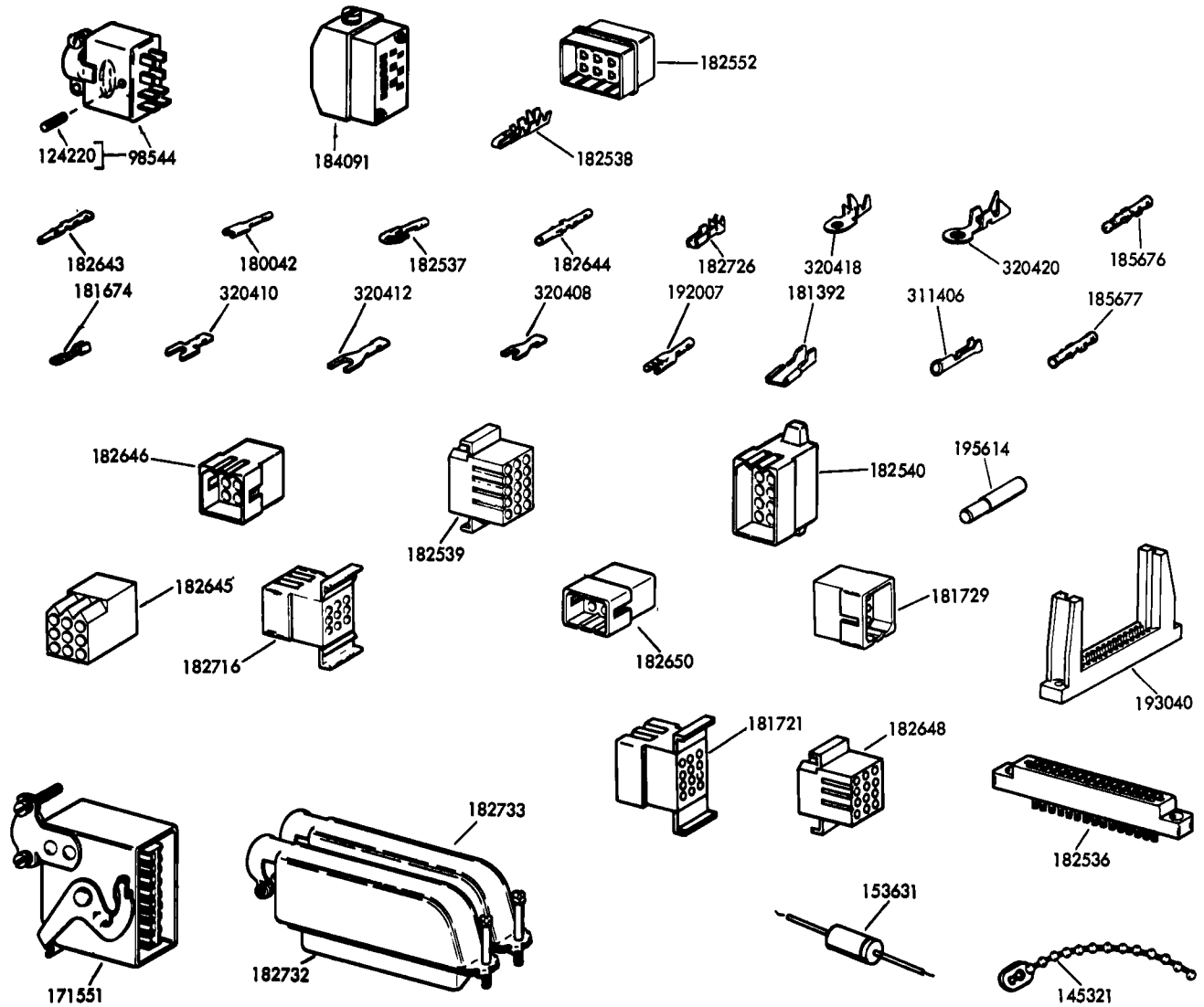


FIGURE 19. CABLE COMPONENTS



## NUMERICAL INDEX

Part Number	Description and Page Number	Part Number	Description and Page Number	Part Number	Description and Page Number
1010	Screw, 6-40 Shoulder 14	121243	Clamp, 3/16 ID Cable 20	151335	Stud 2,3,5,6,7,8,10,12
1028	Screw, 4-40 x 1/4 Fil 3	121244	Clamp, 1/4 ID Cable 16, 20	151411	Block, Terminal 5,6,7,8, 10,12
1163	Screw, 4-40 x 3/16 Fil 3	121245	Clamp, 5/16 ID Cable 2, 6,7,8,15,16,20	151412	Insulator, Terminal 5,6, 7,8,10,12
1207	Screw, 4-36 x 5/16 Flat 14	121246	Clamp, 3/8 ID Cable 20	151415	Block, Terminal 2,3
1297	Screw, 6-40 x 2-7/16 Fil 5	121247	Clamp, 7/16 ID Cable 2, 20	151416	Nut, 6-40 Hex 2,3,5,6, 7,8,10,12
2191	Lockwasher 3,7,8,12,13	121248	Clamp, 1/2 ID Cable 20	151442	Screw, 6-40 x 1/2 Hex 7, 8,12,13
2529	Bushing, Insulating 15,16	121249	Clamp, 5/8 ID Cable 20	151630	Screw, 6-40 x 1/4 Hex 2,3,9
3438	Washer, Flat 5	121250	Clamp, 3/4 ID Cable 20	151637	Screw, 4-40 x 1/4 Fil 14
3598	Nut, 6-40 Hex 6,7,8,9,12, 13	121251	Clamp, 1 ID Cable 20	151659	Screw, 6-40 x 1/2 Fil 15,16
3640	Lockwasher 3,11,14	121551	Screw, 8-32 x 1/4 Hex 2, 3,6	151661	Screw, 6-40 x 1 Fil 4
3646	Lockwasher 5,7	121790	Screw, 6-40 x 1-7/8 Hex 4,5	151692	Screw, 6-40 x 3/16 Fil 6, 12
3649	Washer, Flat 3,4,6,15,16	124177	Lockwasher 4,5,6,8,9,12, 13,15,16	151693	Screw, 6-40 x 9/16 Fil 4
5599	Nut, 8-32 Hex 7	124220	Pin, Drive 20	151734	Screw, 4-40 3/8 Hex 14
6805	Screw, 6-40 Shoulder 14	124334	Plate, Mounting 15	151738	Screw, Identification 6
7001	Washer, Flat 8,12,13	125011	Washer, Flat 2,3,13,14	151818	Jumper, 4-1/4" Black 19
7002	Washer, Flat 2 to 13, 15,16,17	125015	Washer, Flat 3,4,6,8,9, 13,15,16	151819	Jumper, 3" Black 19
8330	Washer, Flat 2,6,7,8,9, 10,12,13	125205	Screw, 6-40 x 7/16 Fil 8,12,13	151827	Strap, Terminal 5,10
43633	Screw, 5-40 x 3/16 Fil 2	125209	Screw, 6-32 x 9/16 Rd 15,16	151880	Nut, 4-40 Hex 11
70072	Lockwasher 4	139820	Fuse, SL-BL 2.5 Amp 8	152441	Washer, Flat 14
71073	Washer, Flat 12	142269	Fuse, SL-BL 3 Amp 4,6,7, 10	152634	Washer, Flat 14
77920	Screw, 6-40 x 1-15/16 Fil 6	142865	Screw, 6-40 x 2-1/3 Hex 16	152893	Screw, 4-40 x 1/4 Hex 2,3
89969	Washer, Insulating 5	144587	Diode 10	153484	Screw, 6-32 Spl 3,4,10
90787	Screw, 4-40 x 3/8 Hex 2	144590	Screw, 6-40 x 1-3/8 Fil 9,12,13	153631	Network, Spark Suppression 7,19,20
91943	Jumper, 2-1/4" Black 19	145046	Connector, 3 Pt Plug 19	153799	Screw, 4-40 x 21/64 Hex 3
92260	Lockwasher 3,15,16	145047	Connector, 3 Pt Receptacle 19	153817	Screw, 4-40 x 3/8 Hex 3
93117	Lockwasher 12	145321	Tie, Cable 16,20	154173	Plate 14
93118	Lockwasher 2	145321	Tie, Cable 16,20	155750	Sleeve, 3/32 ID x 1/2" Lg Insulating 16,20
96717	Screw, 4-40 Shoulder 2	150089	Screw, 4-40 x 1/2 Fil 2, 3,6	155751	Sleeve, 1/8 ID x 1" Lg Insulating 20
98544	Connector, 8 Pt Plug 20	150710	Screw, 6-40 x 1-1/4 Fil 7,8,13	155752	Sleeve, 5/64 ID x 1/2" Lg Insulating 20
98726	Screw, 3-48 x 1/4 Fil 4	150966	Insulator, Terminal 2,3	155753	Sleeve, 1/8 ID x 1/2" Lg Insulating 8,20
107116	Lockwasher 5,9,12,18	150978	Screw, 6-40 x 1-1/8 Fil 4	155755	Sleeve, 11/64 ID x 5/8" Lg Insulating 8,12,13,20
110743	Lockwasher 2,3,6,14	150982	Screw, 4-40 x 7/16 Fil 3	156450	Screw, 2-56 x 1/2 Fil 12
111017	Screw, 6-40 x 5/16 Fil 2,3,5,6,7,8,10,12	151073	Screw, 4-40 x 5/32 Fil 3	159597	Washer, Flat 2
111640	Screw, 2-56 x 7/32 Fil 2	151152	Screw, 4-40 x 3/16 Hex 14	159931	Clamp 6
112620	Screw, 4-40 x 1/2 Hex 3				
113442BR	Jumper, 2-1/2" Brown 19				
115594	Nut, Speed 14				
117176	Fuse, SL-BL 0.5 Amp 4, 10,15,16				
118203	Resistor, 4700 Ohm 10				
120167	Fuse, SL-BL 3.2 Amp 4				
121242	Clamp, 1/8 ID Cable 20				

## NUMERICAL INDEX (Continued)

Part Number	Description and Page Number	Part Number	Description and Page Number	Part Number	Description and Page Number
159932	Keeper 6	180898	Jumper, 2-1/2" White-Red 19	181672	Relay, Power 4
162360	Fuse, SL-BL .8 Amp 7	180899	Jumper, 2-1/2" White-Purple 19	181673	Bracket, Relay 4
165008	Turret, Terminal 6,10	180900	Jumper, 2-1/2" Orange 19	181674	Terminal, Tab Type 20
171526	Resistor, 15,000 Ohm 6	180902	Jumper, 3-1/2" Braided 19	181675	Transistor, Power 7,8,12,13
171527	Resistor, 200 Ohm 6	180904	Tab, Terminal 5,6,7,8,10,12	181676	Shield, Relay 4
171541	Diode 6,10	181106	Plate, Baffle 14	181678	Bracket 15,16
171551	Connector, 16 Pt Plug 20	181107	Bracket 14	181702	Bracket w/Nuts 15,16
171593	Fuse, .5 Amp 6	181240	Screw w/Lockwasher, 6-40 x 3/16 Hex 2,4,6,7,10,12,14,17	181703	Bracket 15,16
174412	Spacer, .531" Thk 5	181241	Screw w/Lockwasher, 6-40 x 1/4 Hex 2 to 10,12,13,14,15,16,17	181704	Spacer, 7/16" Thk 15
176673	Suppressor, Spark 10	181242	Screw w/Lockwasher, 6-40 x 5/16 Hex 2,6,7,8,10,11,12,13,15,16	181705	Screw, No. 4 Self-Tapping 15,16
177113	Insulator 7,8,12,13	181243	Screw w/Lockwasher, 6-40 x 3/8 Hex 4,7,15,16	181706	Nut, Speed 15,16
178306	Relay, Power 4,10	181244	Screw w/Lockwasher, 6-40 x 7/16 Hex 16	181707	Nut, Speed 15,16
178535	Suppressor, Spark 3,4	181245	Screw w/Lockwasher, 6-40 x 1/2 Hex 7	181708	Bracket, Connector Mounting 15
178831	Connector, 2 Pt Receptacle 6,7	181246	Screw w/Lockwasher, 6-40 x 5/8 Hex 4,6,8,10,12,13	181709	Holder, Fuse 15,16
178832	Plate, Adapter 6,7	181281	Bracket, Right 17	181711	Transformer 15,16
180042	Terminal, Tab Type 20	181282	Bracket, Left 17	181712	Resistor, Power 15,16
180586	Sleeve, 5/32 ID x 21/32" Lg Insulating 13	181283	Spacer, .065" Thk 3,17	181713	Cable Assembly 16
180877	Jumper, 2-3/4" White-Red 19	181297	Cover, Insulating 7,10	181716	Bracket, Resistor 15,16
180878	Jumper, 2-3/4" White-Orange 19	181300	Sleeve, 3/16 ID x 1" Lg Insulating 20	181721	Connector, 12 Pt Plug Type 13,20
180879	Jumper, 2-3/4" White-Yellow 19	181301	Sleeve, 15/64 ID x 1" Lg Insulating 20	181729	Connector Assembly 5,20
180880	Jumper, 2-3/4" White-Green 19	181392	Terminal, Tab Type 2,7,9,10,20	181809	Bracket, Switch 6,12
180881	Jumper, 2-3/4" White-Blue 19	181424	Nut, 6-40 Sq 4,6,7,8,10,12,13	181810	Relay 6
180882	Jumper 2-3/4" White-Black 19	181602	Card, Circuit 2	181811	Bracket 6
180884	Jumper, 2-3/4" White-Slate 19	181604	Card, Circuit 4	181814	Capacitor, 250 MFD 6
180886	Jumper, 2-1/2" Green 19	181606	Card, Circuit 15,16	181815	Driver Assembly, Selector 1,13
180887	Jumper, 2-1/2" Red 19	181607	Card, Circuit 15,16	181816	Resistor, 4,200 Ohm 6
180888	Jumper, 2-1/2" Blue 19	181631	Strip Assembly, Lamp 2	181817	Bracket 6
180889	Jumper, 2-1/2" Yellow 19	181632	Button Assembly 2	181818	Cable Assembly 13
180890	Jumper, 2-1/2" White 19	181637	Bracket 18	181819	Connector, 15 Pt Circuit Card 8,9,12,13
180893	Jumper, 2-1/2" Red-Orange 19	181638	Contact Assembly 18	181821	Card, Circuit 13
180894	Jumper, 2-1/2" White-Blue 19	181642	Transformer 4,5	181822	Bracket 13
180895	Jumper, 2-1/2" White-Green 19	181645	Dial, Rotary 2	181824	Knob, Gray Pointer 6,7,12,14
180896	Jumper, 2-1/2" White-Yellow 19	181661	Buzzer, 115V AC 2	181825	Cover, Relay 6
180897	Jumper, 2-1/2" White-Orange 19			181826	Jumper, 2" Black 19
				181827	Jumper, 2-3/4" White-Black 19
				181828	Jumper, 2-3/4" White-Orange 19
				181829	Jumper, 2-3/4" White-Blue 19
				181830	Jumper, 2-3/4" White-Yellow 19
				181831	Jumper, 2-3/4" White-Purple 19

## NUMERICAL INDEX (Continued)

Part Number	Description and Page Number	Part Number	Description and Page Number	Part Number	Description and Page Number
181832	Jumper, 2-3/4" White-Brown 19	182500	Dial, Rotary 2,17	182571	Screw, 6-40 Shoulder 2
181836	Jumper, 4-1/2" Blue 19	182501	Capacitor, 1,500 MFD 4, 7,8,10,12,13	182575	Bracket 4
181837	Jumper, 4-1/2" Black 19	182502	Nut, No.14 Speed 2,6,7, 10,12	182576	Bracket, Right 2
181841	Nameplate 6	182503	Ringer w/Terminals 2,14	182577	Bracket 2
181844	Nameplate 7	182504	Transmitter 2	182578	Bracket 4
181857	Plate 7	182510	Cord, Power 19	182580	Key Assembly 18
181879	Transformer, Power 6	182517	Resistor, 35 Ohm 5	182581	Key Assembly 18
181881	Bracket w/Studs 7	182520	Rectifier 6	182582	Key Assembly 18
181882	Bracket, Switch 7	182522	Clip, Fuse 4	182583	Key Assembly 18
181889	Card, Circuit 7	182523	Clamp, 1-3/8" ID Mounting 4,6,7,8,10,12,13	182584	Key Assembly 18
181890	Sleeve, 1/16 ID x 1" Lg Insulating 19,20	182524	Button Assembly 2,3	182586	Key Assembly 18
181892	Sleeve, 9/64 ID x 1" Lg Insulating 20	182527	Screw, 4-40 Shoulder 2	182587	Key Assembly 18
181893	Sleeve, 3/64 ID x 1-1/2" Lg Insulating 20	182529	Lamp, 10V 2,3	182588	Key Assembly 18
181897	Transformer 8,9	182530	Strip Assembly, Lamp 2	182589	Key Assembly 18
181899	Plate w/Bushings 8,9	182532	Filter 2,3	182590	Block, Terminal 2
181902HF	Faceplate 17	182533	Screw, 6-32 x 5/16 Rd 18	182607	Insulator, .031" Thk 4
181904HF	Faceplate 17	182534	Screw, 4-40 Spl 18	182608	Post, Square 4
181994	Bracket, Guide 6,10,12	182535	Spring 18	182609	Post, Round 4
181996	Insulator 6	182536	Connector, 15 Pt Circuit Card 4,15,16,20	182610	Stud 4
181999	Insulator 6,10,12,13	182537	Terminal, Tab Type 20	182611	Fuse, SL-BL 3/8 Amp 4, 6,8,10,12
182065	Plate, Identification 6,7	182538	Terminal, Tab Type 20	182612	Screw, 6-40 x 1-1/2 Hex 4,5
182066	Plate, Identification 7	182539	Connector, 15 Pt Receptacle Type 20	182615	Pad 2
182087	Adapter Assembly, Polar 1,15,16	182540	Connector, 15 Pt Plug Type 20	182617	Capacitor, 1 MFD 2
182162	Post 4	182543	Card, EC543 Circuit 4	182618	Bracket 2
182173	Spacer 7	182544	Card, EC544 Circuit 4	182619	Screw, 6-40 Shoulder 2, 14
182177	Card, Circuit 7	182552	Cap, 12 Pt Connector 20	182622	Dial, DC Card 17
182182	Holder, Fuse 6,7,8,10,12	182553	Plate, Base 18	182631	Card, Circuit 8,12
182184	Fuse, 2.8 Amp 6,7	182554	Spring, Compression 18	182643	Terminal, Plug Type 19, 20
182185	Bracket 8,9	182555	Bar, Latch 18	182644	Terminal, Receptacle Type 11,19,20
182186	Jumper, 3" Black 8	182556	Lockout 18	182645	Connector, 9 Pt Receptacle Type 15,16,20
182187	Jumper, 3" Orange 8	182557	Bracket 18	182646	Connector, 9 Pt Plug Type 20
182188	Cable w/Terminals 8	182558	Frame 18	182648	Connector, 12 Pt Receptacle Type 5,6,7,10, 11,20
182189	Tag, Warning 8	182559	Plunger 18	182650	Connector, 6 Pt Plug Type 20
182190	Modification Kit 8	182560	Contact Assembly 18	182651	Bracket 2
182191	Relay 3	182561	Contact Assembly 18	182652	Potentiometer, 250 Ohm 2
182192	Bracket 3	182562	Contact Assembly 18	182653	Knob 2,14
182193	Insulator 3	182563	Plate w/Bracket 2	182658	Socket, Lamp 14
182251	Plate, Identification 13	182564	Bracket 4	182660	Switch, Pushbutton 14
182284	Insulator, .015" Thk 4, 6,8,10,12,13	182565	Bracket 2,15,16	182663	Plunger 18
182287	Jumper, 6" Purple 19	182566	Bracket, Left 2	182664	Contact Assembly 18
182492	Insulator, .031" Thk 4	182567	Bracket, Connector 5		
182494	Card Set, Index 17	182568	Strap 2		
182495	Card Set, Dialing 17	182569	Clamp 2,7		

## NUMERICAL INDEX (Continued)

Part Number	Description and Page Number	Part Number	Description and Page Number	Part Number	Description and Page Number
182666	Bar, Latch 18	182783	Jumper, 2-3/4" White-Slate 19	184209	Insulator 7
182667	Plunger 18	182784	Jumper, 2-1/4" White-Orange 19	184210	Insulator 7
182669	Relay, Power 3	182785	Jumper, 2-1/4" White-Blue 19	184222	Transformer 7
182679	Jumper w/Spark Suppressor 19	182786	Jumper, 2-1/4" White-Brown 19	184223	Pad 7
182682	Speaker, 2" 14	182787	Jumper, 2-1/4" White-Yellow 19	185676	Terminal, Plug Type 12, 13,20
182683	Resistor, 50 Ohm 14	182788	Jumper, 2-1/4" White-Purple 19	185677	Terminal, Receptacle Type 10,20
182684	Strap 3	182793	Plate, Heat Sink 13	185678	Plate, Identification 4, 6,8,10,12
182685	Strap 3	182794	Bracket 14	185679	Plate, Identification 4, 10,16
182688	Switch, Turn Button 14	182796	Insulator, .032" Thk 6	185681	Plate, Identification 8
182692	Jumper, 2-1/4" Orange 19	183111	Label 13	185682	Plate, Identification 4, 6,10
182693	Jumper, 2-1/4" Orange 19	183511	Plate, Pilot 14	185683	Plate, Identification 4
182700	Plate, Base 3,6	183512	Bracket, Switch 14	185732	Bracket, Fuse 12
182706	Plate, Pilot 14	183524	Button, Turn 14	186059	Terminal 7,8,12,13
182707	Bracket, Pilot 14	183525	Washer, Flat 14	186060	Screw, 6-40 Shoulder 2
182708	Bracket, Left 3	183526	Ring, Retaining 14	186233	Adapter Assembly Polar 1,16
182709	Bracket, Right 3	184011	Transformer 13	186588	Transformer w/Terminals 12
182710	Bracket, Upper 6,10	184012	Driver Assembly, Selector Magnet 13	186590	Plate 12
182711	Bracket, Lower 6,10	184036	Relay 3	186628	Bracket 6
182713	Cap, Amber Lens 14	184037	Bracket, Relay Mounting 3	186651	Transformer 6
182714	Cap, White Lens 14	184043	Resistor, 800 Ohm 6	186698	Bracket 12
182716	Connector, 9 Pt Plug Type 13,15,16,20	184044	Resistor, 8,000 Ohm 6	186739	Cover 12
182717	Board, Terminal 3	184045	Socket, Relay 3	186741	Jumper, 9" Green 2,6,7 9,10
182718	Buzzer, 10V AC 3	184048	Driver Assembly, Selector Magnet 1,13	187069	Barrier 4,5
182721	Bracket 14	184049	Cable Assembly 13	192007	Terminal, Tab Type 8,20
182722	Transformer w/Terminals 13	184050	Bracket 13	193040	Connector w/Guide Slot 7,20
182723	Bracket 3,17	184075	Stud 3	193209	Connector, Receptacle Type 7
182724	Plate, Dial 17	184076	Cable Assembly 19	193434	Button Assembly 3
182726	Terminal, Receptacle Type 20	184078	Insulator, .032" Thk 6	193438	Strip, Lamp 3
182727	Bracket, Left 17	184079	Jumper, White-Red 19	193486	Modification Kit 17
182728	Bracket, Right 17	184080	Jumper, White-Orange 19	193489	Modification Kit 3,17
182729	Link, Ringer 14	184081	Jumper, White-Yellow 19	193706	Jumper, 3" White-Orange 19
182730	Bracket, Support 3	184082	Jumper, White-Green 19	195614	Pin, Key 5,6,7,20
182732	Connector, 50 Pt Plug 20	184083	Jumper, White-Blue 19	195924	Modification Kit 17
182733	Connector, 50 Pt Receptacle 20	184084	Jumper, White-Black 19	195926	Modification Kit 17
182759	Shield, Insulating 5	184091	Connector, 12 Pt Plug 20	197081	Switch, 3 Positions 6,7, 14
182761	Capacitor, 0.5 MFD 3	184151	Switch, DP-ST 12,14	198518	Bushing, Insulating 7,8, 12,13
182768	Bracket, Fuse 6	184155	Cable Assembly 19	198522	Clip, Spring 7
182780	Jumper, 2-1/4" White-Black 19	184161	Bracket 7		
182781	Jumper, 2-3/4" White-Red 19	184169	Capacitor, 500-600 MFD 7		
182782	Jumper, 2-3/4" White-Green 19	184171	Strip, Terminal 7		

## NUMERICAL INDEX (Continued)

Part Number	Description and Page Number	Part Number	Description and Page Number	Part Number	Description and Page Number
198650	Key, Polarizing 7,8,12,13	320412	Terminal, Spade Type 8, 13,20	330905	Label, Off Line 11
199397	Bracket, Fuse 6,10	320418	Terminal, Ring Type 2,7, 9,10,19,20	330906	Label, Out of Service 11
199908	Jumper, 3-1/2" White 19	320420	Terminal, Ring Type 10, 12,20	333515	Shield, Transformer 13
300340	Bushing 2,3,6,9,10,12	321009	Cap, Plastic 11	334652	Insulator, Switch 6,7,12
300480	Diode 16	321542	Bracket 16	334773	Label 16
301713	Connector, 2 Pt Receptacle 6,7	321543	Bracket 12	334774	Strap 16
301769	Bar, Latch 18	323614	Switch, Slide 10	334776	Label 11
303162	Card, Circuit 4	327056	Button 11	334782	Label 11
303809	Card, Circuit 2	327061	Lamp, 24 V 11	334786	Label 11
303812	Card, Circuit 16	327326	Jumper, 2-3/4" Green 10, 19	334793	Label 11
303824	Card, Circuit 11	327806	Plug 11	336318	Cable Assembly 11
304660	Insulator, .031" Thk 4	328591	Strap, Cable 6	336333	Plate, Nut 11
304992	Bushing, Blocking 3	330340	Actuator, Switch 12	336334	Collar 11
305689	Card, Circuit 2	330545	Tab, Dark Red 11	336337	Bracket 11
308536	Bar, Latch 18	330546	Tab, Amber 11	336338	Plate 11
311406	Terminal, Receptacle Type 20	330781	Shield, Transformer 5,9	336339	Plate 10,11
312271	Plate 16	330782	Shield, Transformer 5,9, 13	336340	Switch, Key 11
312272	Insulator 16	330783	Shield, Transformer 16	336363	Bushing, Insulating 11
312282	Cable Assembly 16	330784	Shield, Transformer 16	336364	Pad 11
315542	Lamp, 14V Incandescent 14	330793	Transformer 13	336365	Label 10
315893	Key, Polarizing 4,15	330794	Transformer w/Terminals 9	336366	Bracket 10
320408	Terminal, Spade Type 20	330795	Transformer w/Terminals 4,5	336381	Diode w/Terminals 10
320410	Terminal, Spade Type 8, 19,20			336382	Sleeve, 5/16 ID x 1" Lg Insulating 10
				337993	Transformer 8,9
				337994	Transformer 5

32 TAPE READER (UX)

PARTS

FIGURE	CONTENTS	PAGE
1	Reader Mechanism	2
2	Tape Feed Magnet	3
3	Contact Block	3
	Numerical Index	4

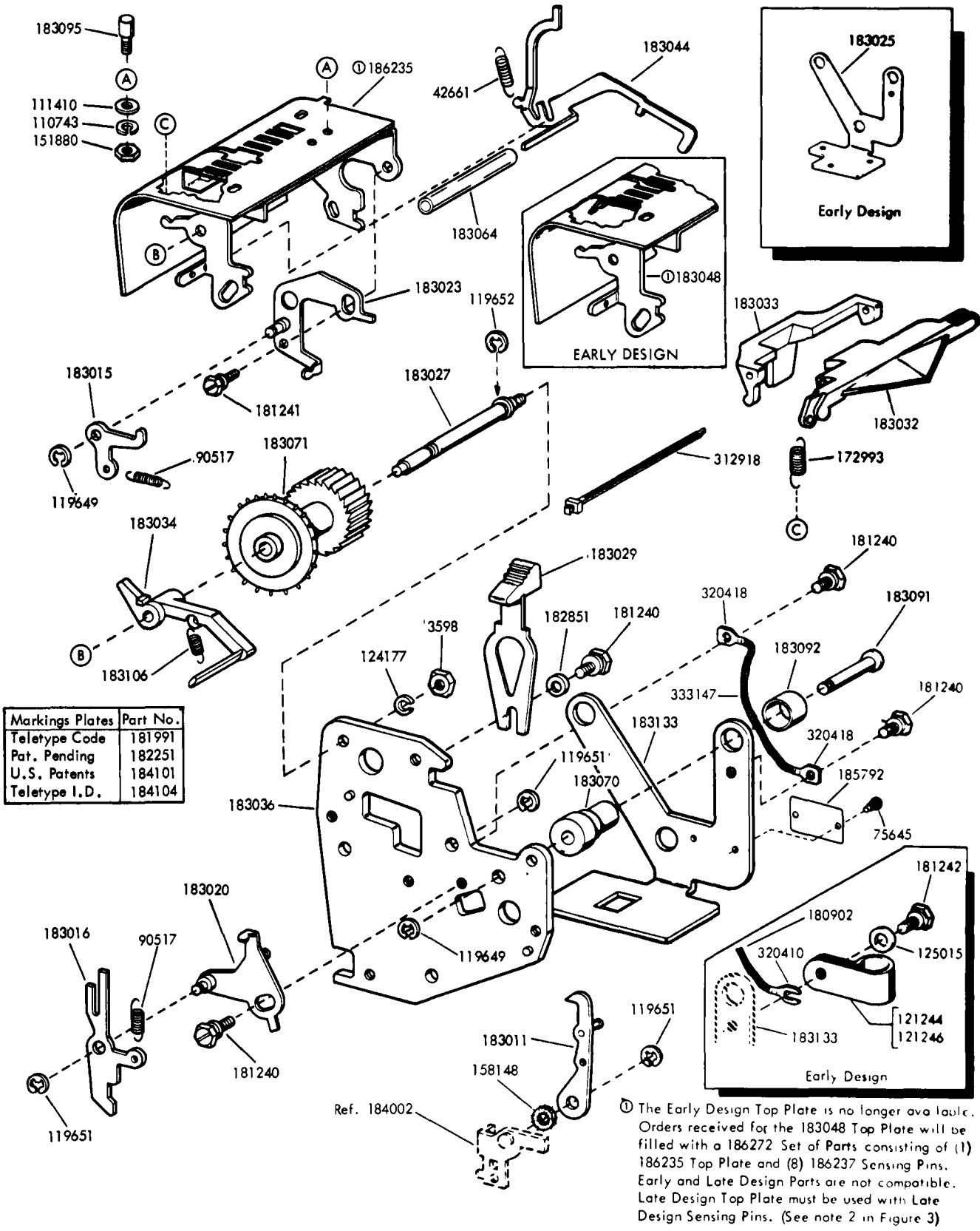


FIGURE 1. READER MECHANISM

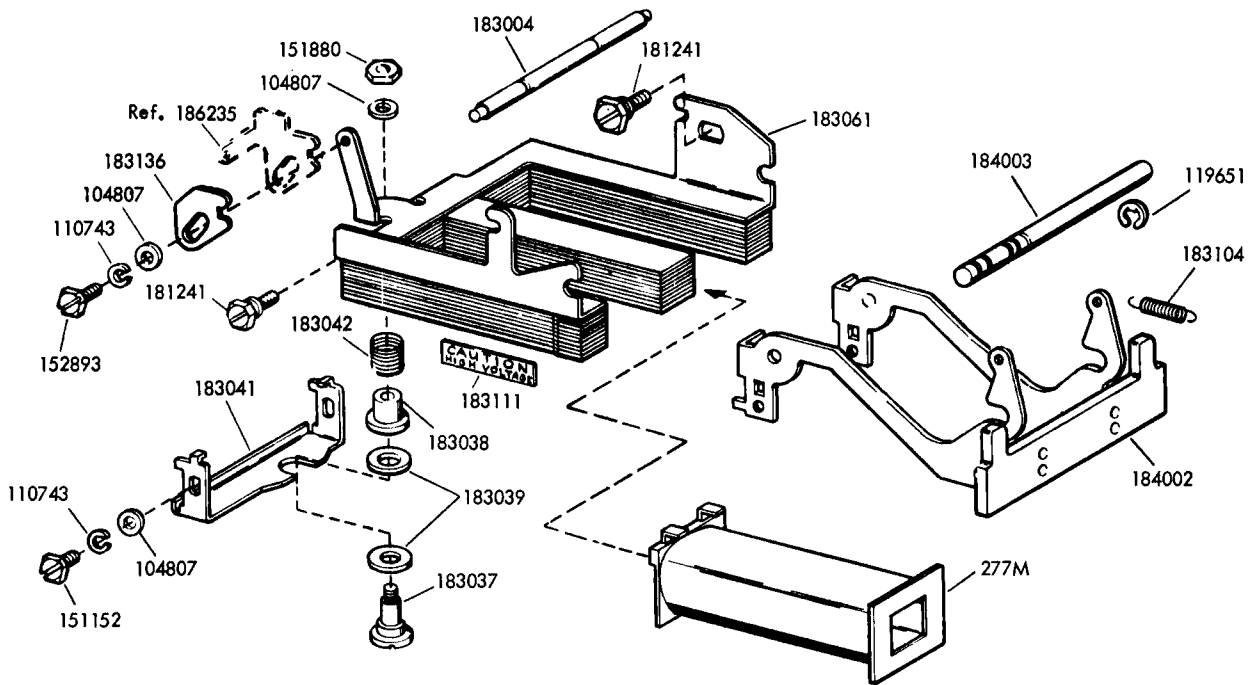
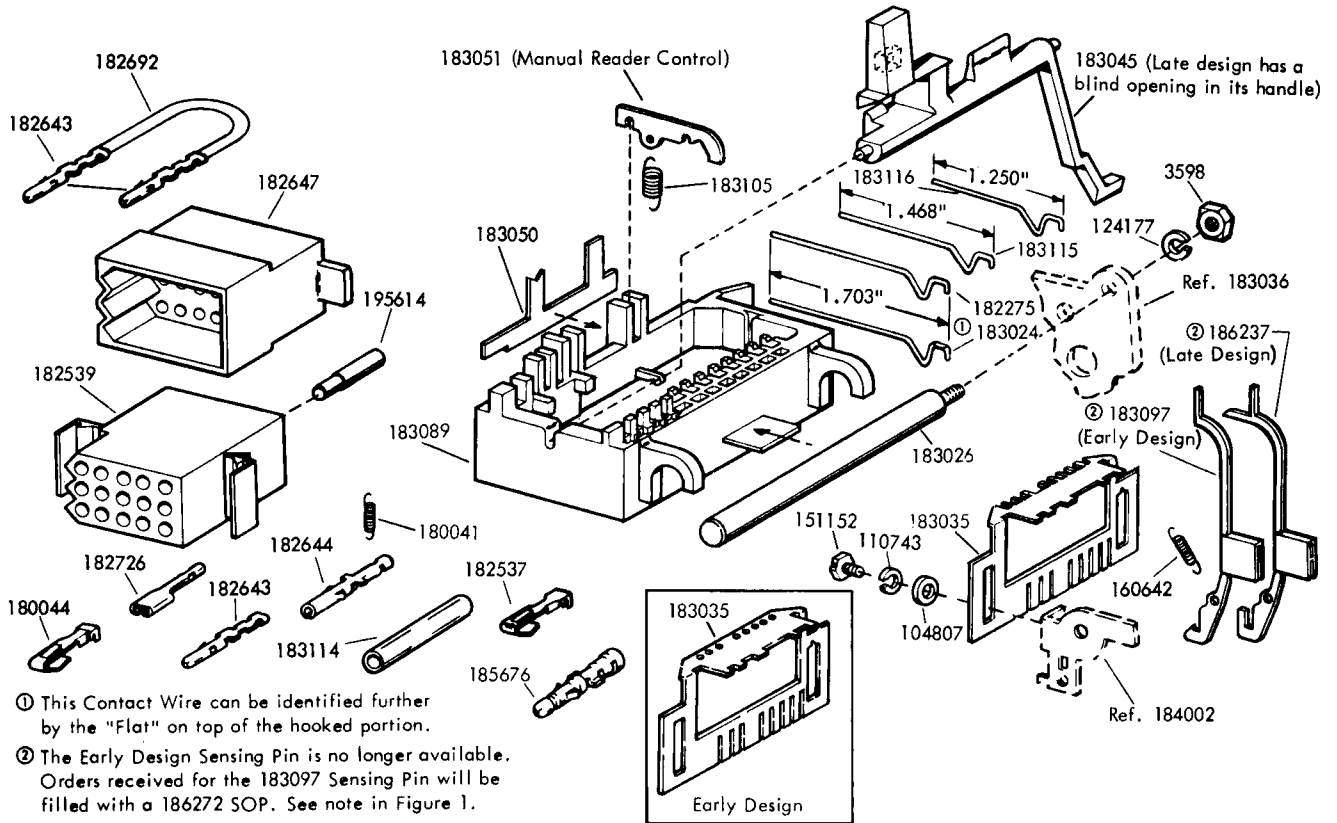


FIGURE 2. TAPE FEED MAGNET



- ① This Contact Wire can be identified further by the "Flat" on top of the hooked portion.
- ② The Early Design Sensing Pin is no longer available. Orders received for the 183097 Sensing Pin will be filled with a 186272 SOP. See note in Figure 1.

FIGURE 3. CONTACT BLOCK



## NUMERICAL INDEX

Part Number	Description and Page Number	Part Number	Description and Page Number	Part Number	Description and Page Number
277M	Coil, Magnet 3	182539	Connector, 15 Pt Receptacle Type 3	183050	Bar, Common 3
3598	Nut, 6-40 Hex 2,3			183051	Lever, Detent 3
42661	Spring 2	182643	Terminal, Plug Type 3	183061	Core, Magnet 3
75645	Screw, No. 0 x 1/8 Drive 2	182644	Terminal, Receptacle Type 3	183064	Insulator, Tape Out Pin 2
90517	Spring 2	182647	Connector, 12 Pt Plug Type 3	183070	Grommet, Spacer 2
104807	Washer, Flat 3			183071	Wheel, Feed 2
110743	Washer, Lock 2,3	182692	Jumper, 2-1/4" Orange 3	183089	Block, Contact 3
111410	Washer, Flat 2	182726	Terminal, Receptacle Type 3	183091	Post 2
119649	Ring, Retaining 2			183092	Cup 2
119651	Ring, Retaining 2,3	182851	Spacer, .062" Thk 2	183095	Stud, Tape Guide 2
119652	Ring, Retaining 2	183004	Post, Spring 3	183097	Pin, Sensing 3
121244	Clamp, 1/4 ID Cable 2	183011	Pawl, Feed 2	183104	Spring 3
121246	Clamp 3/8 ID Cable 2	183015	Lever, Detent 2	183105	Spring 3
124177	Washer, Lock 2,3	183016	Pawl, Blocking 2	183106	Spring 2
125015	Washer, Flat 2	183020	Bracket, Blocking Pawl 2	183111	Label 3
151152	Screw, 4-40 x 3/16 Hex 3	183023	Bracket, Detent 2	183114	Sleeve, Insulating 3
151880	Nut, 4-40 Hex 2,3	183024	Wire, Contact 3	183115	Wire, Contact 3
152893	Screw, 4-40 x 1/4 Hex 3	183025	Bracket 2	183116	Wire, Contact 3
158148	Washer, Felt 2	183026	Post, Contact Block 3	183133	Bracket 2
160642	Spring 3	183027	Shaft, Feed Wheel 2	183136	Plate 3
172993	Spring 2	183029	Latch, Spring 2	184002	Armature 2,3
180041	Spring 3	183032	Lid, Tape 2	184003	Shaft, Armature 3
180044	Terminal, Tab Type 3	183033	Bail, Tight Tape 2	184101	Plate, Identification 2
180902	Jumper, 3-1/2" Braided 2	183034	Lever, Tight Tape 2	184104	Plate, Identification 2
181240	Screw w/Lockwasher, 6-40 x 3/16 Hex 2	183035	Guide, Sensing Pin 3	185676	Terminal, Plug Type 3
181241	Screw w/Lockwasher, 6-40 x 5/16 Hex 2,3	183036	Plate, Back 2,3	185792	Plate, Identification 2
181242	Screw w/Lockwasher, 6-40 x 5/16 Hex 2	183037	Screw, 4-40 Shoulder 3	186235	Plate, Top 2,3
181991	Plate, Identification 2	183038	Bushing, Upstop 3	186237	Pin, Sensing 2,3
182251	Plate, Identification 2	183039	Buffer, Upstop 3	186272	Set of Parts 2,3
182275	Wire, Contact 3	183041	Bracket, Upstop 3	195614	Pin, Key 3
182537	Terminal, Tab Type 3	183042	Spring, Compression 3	312918	Strap 2
		183044	Pin, Tape Out 2	320410	Terminal, Spade Type 2
		183045	Lever, Start-Stop 3	320418	Terminal, Ring Type 2
		183048	Plate, Top 2	333147	Jumper, 1-3/4" Braided 2

32 TAPE PUNCH (UPE)

PARTS

FIGURE	CONTENTS	PAGE
1	Punch Mechanism	2
2	Punch Mechanism (Continued)	3
3	Punch Mechanism (Continued)	4
4	Power Bail Mechanisms	5
	Numerical Index	6



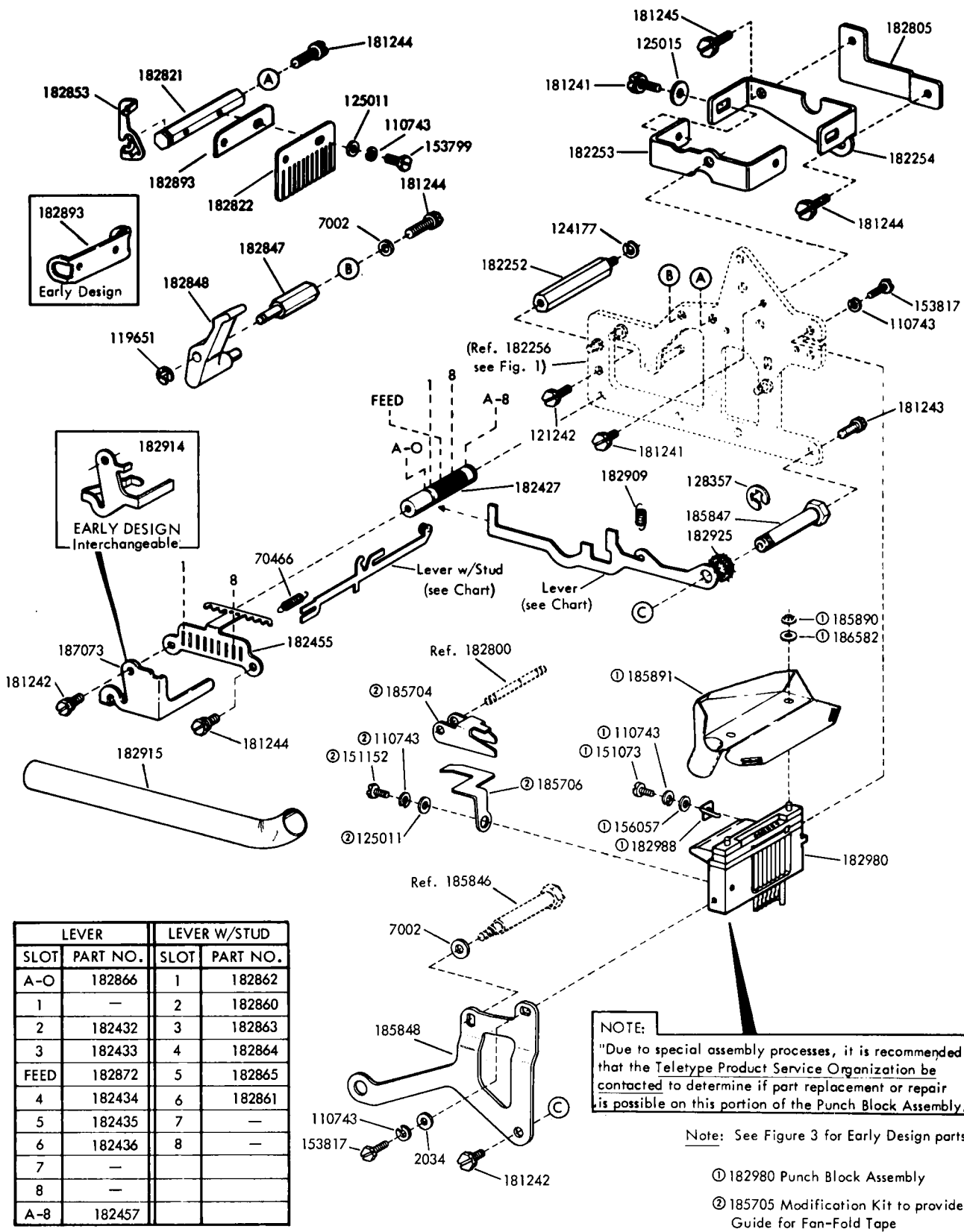
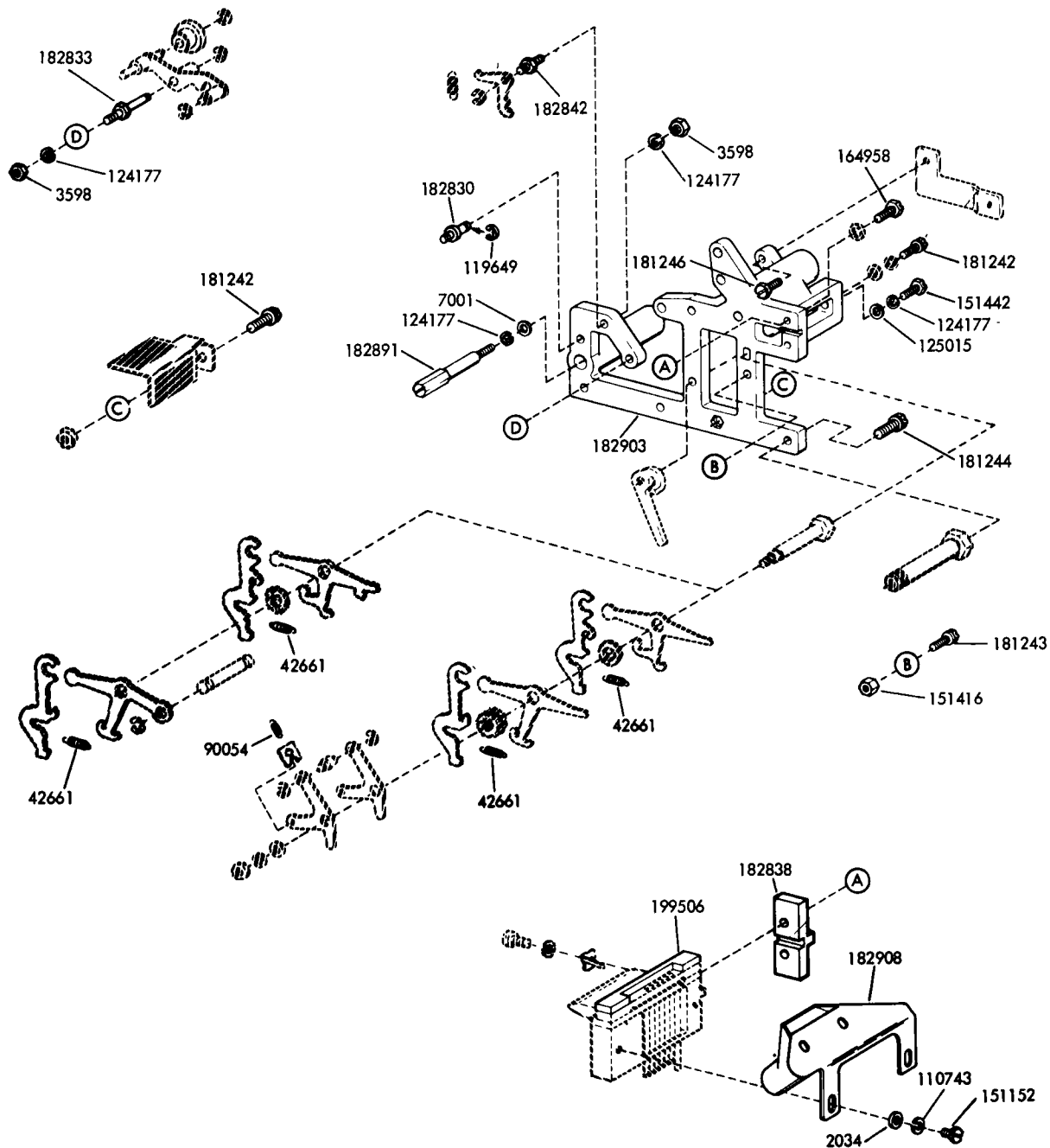
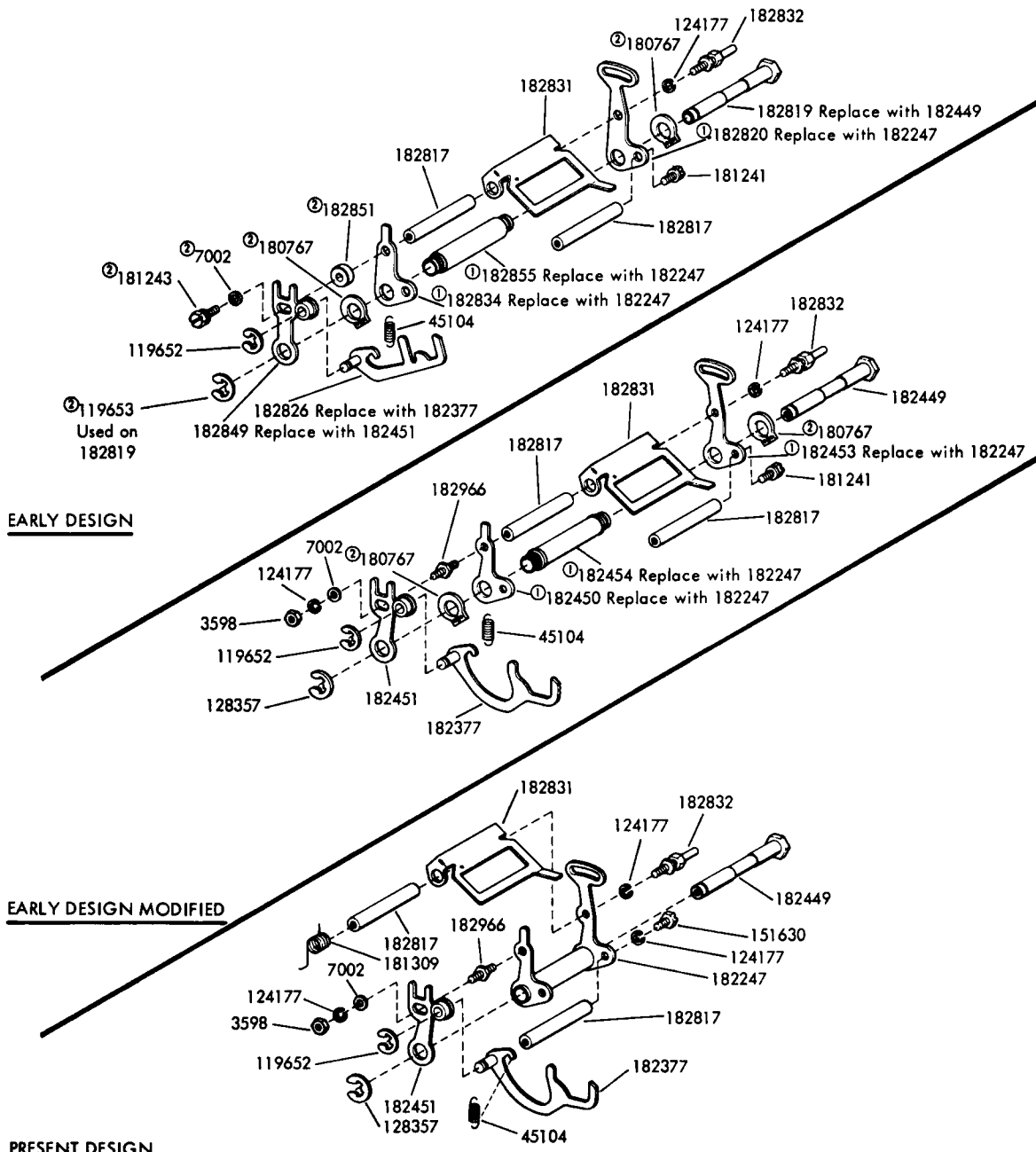


FIGURE 2. PUNCH MECHANISM (Continued)



**NOTE:** This Figure represents Early Design parts. These parts are not individually interchangeable with Late Design parts shown in Figures 1 and 2.

FIGURE 3. PUNCH MECHANISM (Continued)



① Must be replaced with 182247 Sleeve w/Plates, 181309 Spring and 128357 Ring, Retaining (3598, 124177, 7002 and 182966 may also be ordered to update entire Power Bail Mechanism)  
 ② Use only with Earlier Design Mechanisms

FIGURE 4. POWER BAIL MECHANISMS

## NUMERICAL INDEX

Part Number	Description and Page Number	Part Number	Description and Page Number	Part Number	Description and Page Number
2034	Washer, Flat 3,4	182253	Bracket 3	182834	Plate 5
3598	Nut, 6-40 Hex 2,4,5	182254	Bracket 3	182837	Lever w/Post 2
7001	Washer, Flat 4	182255	Spacer 2	182838	Spacer 4
7002	Washer, Flat 2,3,5	182256	Plate 2,3	182842	Post 4
7603	Spring 2	182377	Pawl w/Stud 5	182843	Lever 2
8449	Spacer, 0.094" Thk 2	182392	Post 2	182844	Roller 2
42661	Spring 4	182427	Post 3	182845	Post 2
45104	Spring 5	182432	Lever 3	182847	Post 3
70466	Spring 3	182433	Lever 3	182848	Arm 3
90054	Spring 2,4	182434	Lever 3	182849	Plate w/Bushing 5
110743	Lockwasher 3,4	182435	Lever 3	182851	Spacer, 0.062" Thk 5
119649	Ring, Retaining 2,4	182436	Lever 3	182853	Hook 3
119651	Ring, Retaining 3	182449	Post 5	182854	Bracket 2
119652	Ring, Retaining 2,5	182450	Plate 5	182855	Lever 5
119653	Ring, Retaining 2,5	182451	Plate w/Bushing 5	182856	Wheel, 24T 2
121242	Clamp, 1/8 ID Cable 3	182452	Plate, Guide 2	182857	Roller 2
124177	Lockwasher 2,3,4,5	182453	Plate 5	182858	Post 2
125011	Washer, Flat 3	182454	Sleeve 5	182860	Lever w/Stud 3
125015	Washer, Flat 2,3,4	182455	Bracket 3	182861	Lever w/Stud 3
128357	Ring, Retaining 2,3,5	182457	Lever 3	182862	Lever w/Stud 3
151073	Screw, 4-40 x 5/32 Fil 3	182800	Post 2,3	182863	Lever w/Stud 3
151152	Screw, 4-40 x 3/16 Hex 3,4	182801	Roller 2	182864	Lever w/Stud 3
151416	Nut, 6-40 Hex 4	182802	Bracket 2	182865	Lever 3
151442	Screw, 6-40 x 1/2 Hex 4	182803	Plate 2	182866	Lever 3
151630	Screw, 6-40 x 1/4 Hex 5	182804	Sleeve 2	182872	Lever 3
153799	Screw, 4-40 x 21/64 Hex 3	182805	Plate 3	182878	Lever 2
153817	Screw, 4-40 x 3/8 Hex 3	182806	Plate 2	182879	Lever 2
156057	Washer, Flat 3	182807	Lever 2	182882	Link 2
164958	Screw, 4-40 x 1/2 Hex 4	182808	Lever 2	182889	Lever 2
180767	Ring, Retaining 5	182810	Pawl 2	182890	Plate 2
181240	Screw w/Lockwasher, 6-40 x 3/16 Hex 2	182811	Pawl 2	182891	Screw, 6-40 Spl 4
181241	Screw w/Lockwasher, 6-40 x 1/4 Hex 3,5	182812	Lever 2	182893	Bracket 3
181242	Screw w/Lockwasher, 6-40 x 5/16 Hex 3,4	182813	Lever 2	182903	Casting 4
181243	Screw w/Lockwasher, 6-40 x 3/8 Hex 2,3,4,5	182814	Lever 2	182905	Spring, Compression 2
181244	Screw w/Lockwasher, 6-40 x 7/16 Hex 2,3,4	182815	Bracket 2	182908	Chute, Chad 4
181245	Screw w/Lockwasher, 6-40 x 1/2 Hex 3	182816	Shaft 2	182909	Spring 3
181246	Screw w/Lockwasher, 6-40 x 5/8 Hex 4	182817	Post 5	182914	Bracket 3
181309	Spring, Torsion 5	182819	Post 5	182915	Extension 3
182247	Sleeve w/Plates 5	182820	Plate 5	182925	Washer, Felt 2,3
182252	Post 3	182821	Post 3	182936	Arm w/Bushing 2
		182822	Plate 3	182966	Stud 5
		182823	Post 2	182980	Block, Punch 3
		182826	Pawl w/Stud 5	182988	Spring, Punch Block 3
		182827	Plate 2	184095	Spring 2
		182828	Roller 2	185704	Depressor, Tape 3
		182830	Post, Spring 4	185705	Modification Kit 3
		182831	Bail 5	185706	Bracket 3
		182832	Post 5	185776	Spring 2
		182833	Post 4	185777	Spring 2

## NUMERICAL INDEX (Continued)

Part Number	Description and Page Number	Part Number	Description and Page Number	Part Number	Description and Page Number
185846	Post 2,3	185890	Pushnut 3	186582	Washer, Flat 3
185847	Post 3	185891	Chute, Chad 3	187073	Bracket 3
185848	Plate 3	186256	Screw, 6-40 Spl 2	199506	Gasket 4



32 COVER AND TABLE

PARTS

FIGURE	CONTENTS	PAGE
1	Printer Covers	2
2	Punch Cover and Base	3
3	Reader Cover and Base	4
4	Faceplates	5
5	Cover and Tape Storage Bin	6
6	Cabinet	7
7	Lid and Copyholder	8
8	183976 Adjustable Copyholder Assembly	9
9	182134 Reader Power Pack Assembly	10
10	181720 Power Pack Assembly	10
11	184074 Outlet Box Assembly	11
12	183859 Modification Kit to Provide Paper Supply and Accumulating Shelf	12
13	186226 Modification Kit to Provide Mobility for Cabinet	13
	Numerical Index	14

NOTE: Painted part color,  
HF - Smooth Vinyl Light Olive Gray

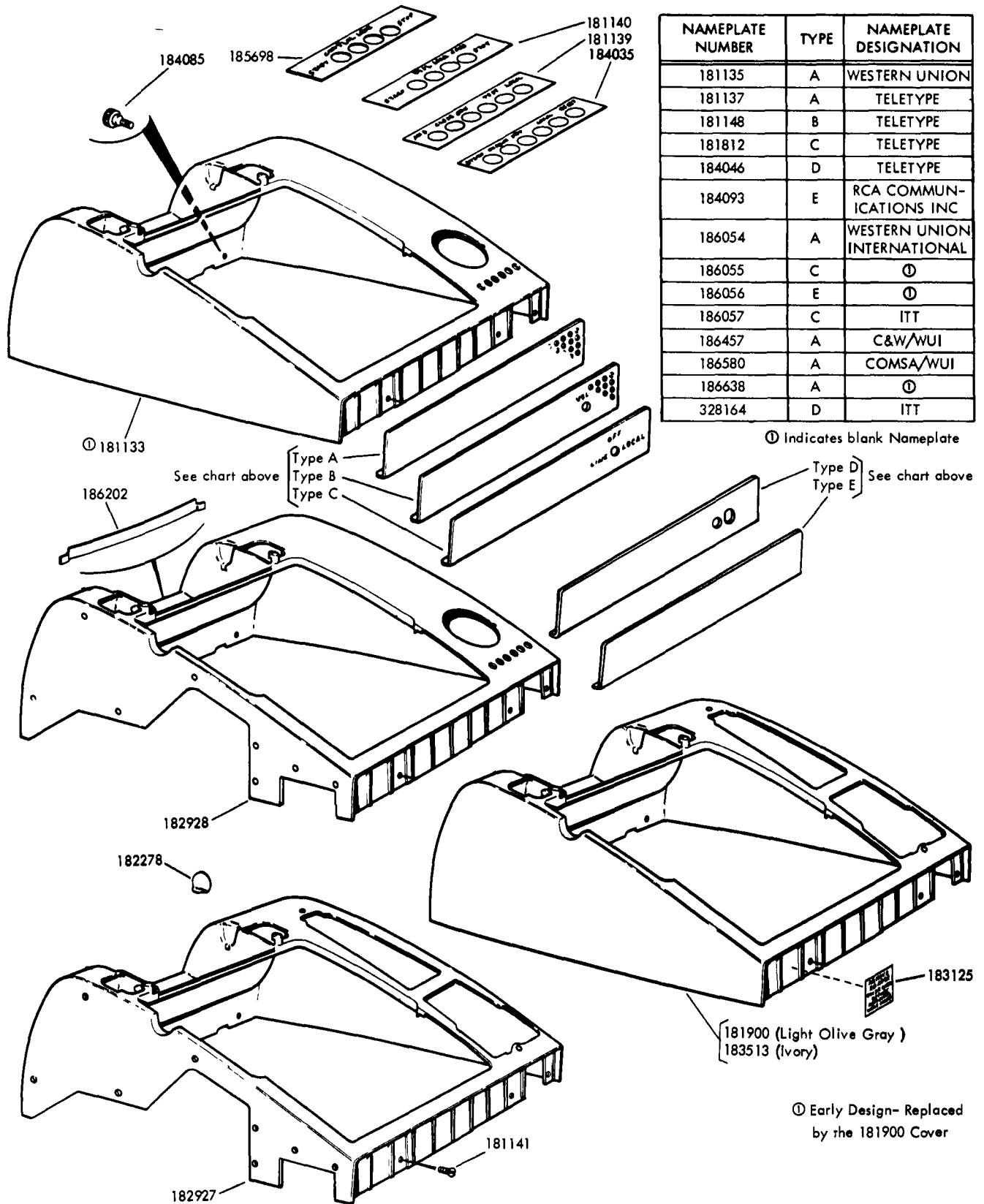


FIGURE 1. PRINTER COVERS

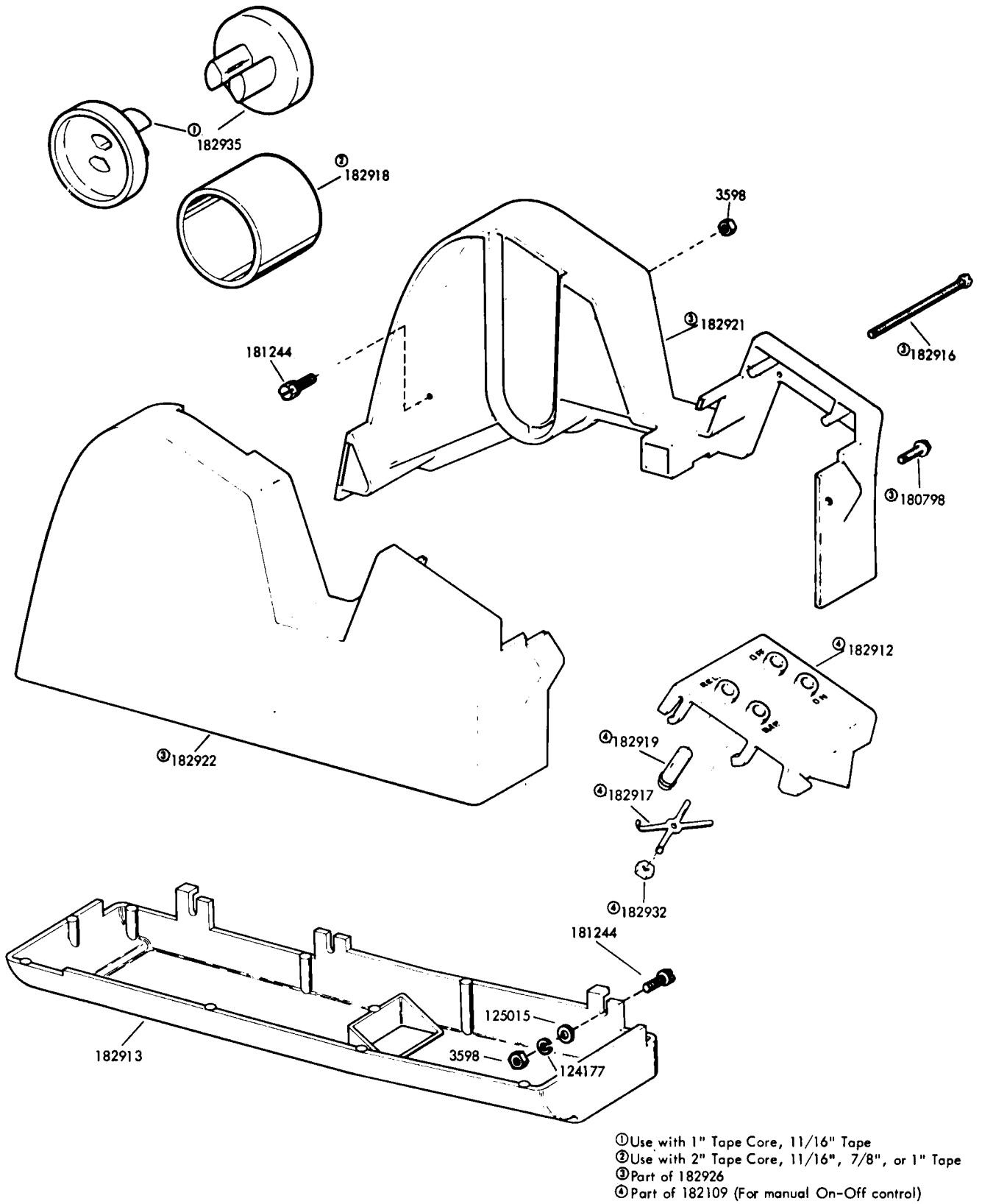
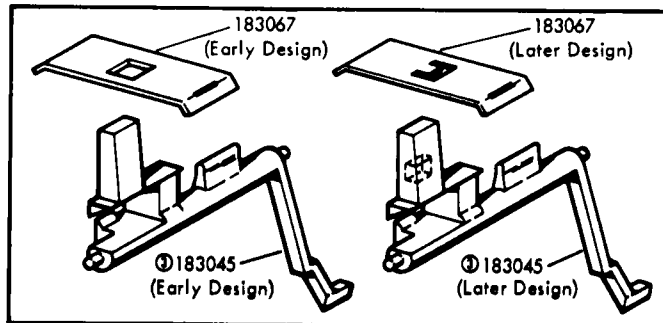
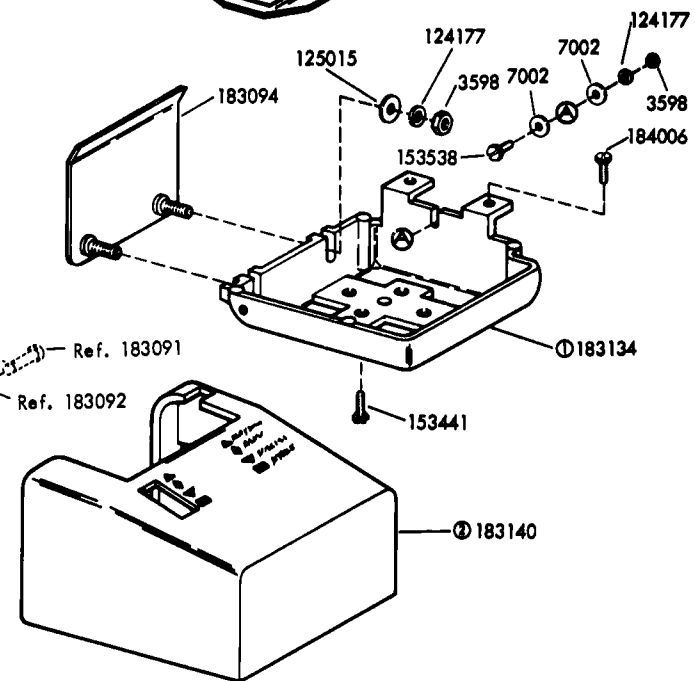
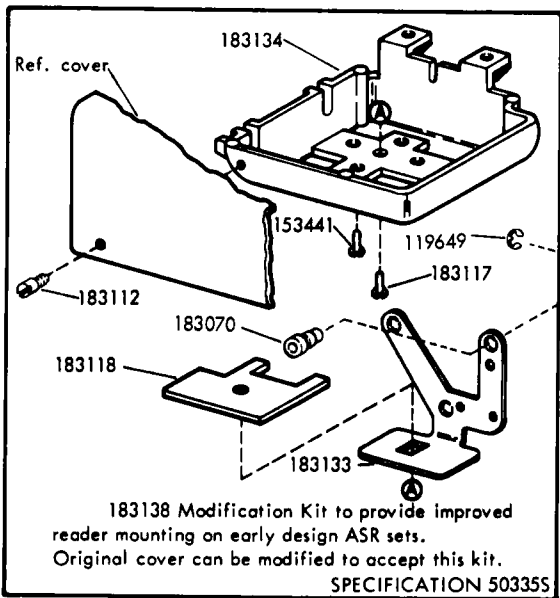
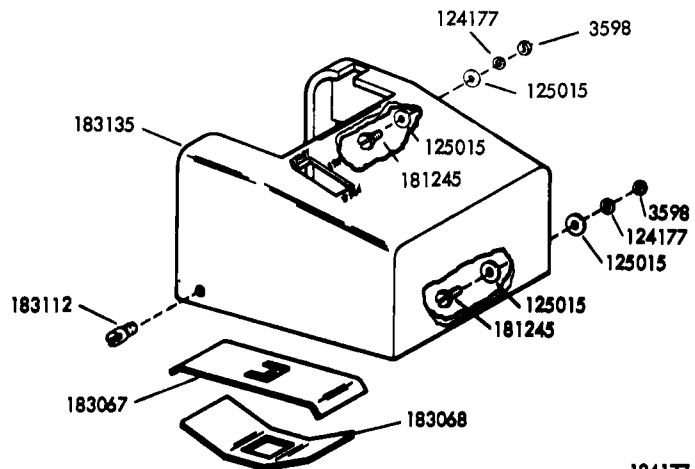
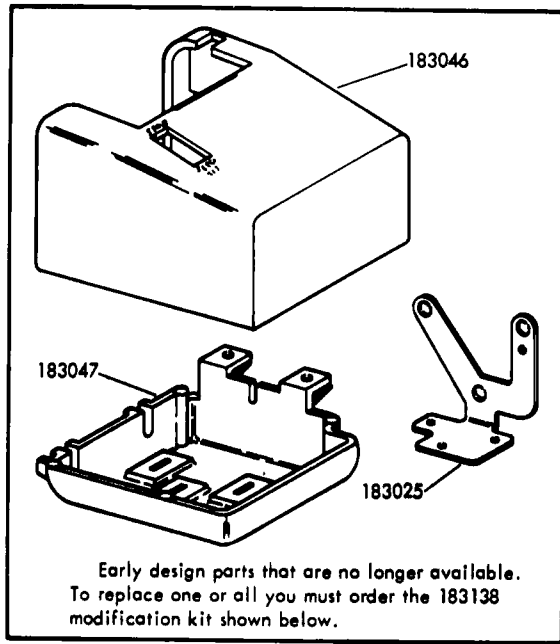


FIGURE 2. PUNCH COVER AND BASE

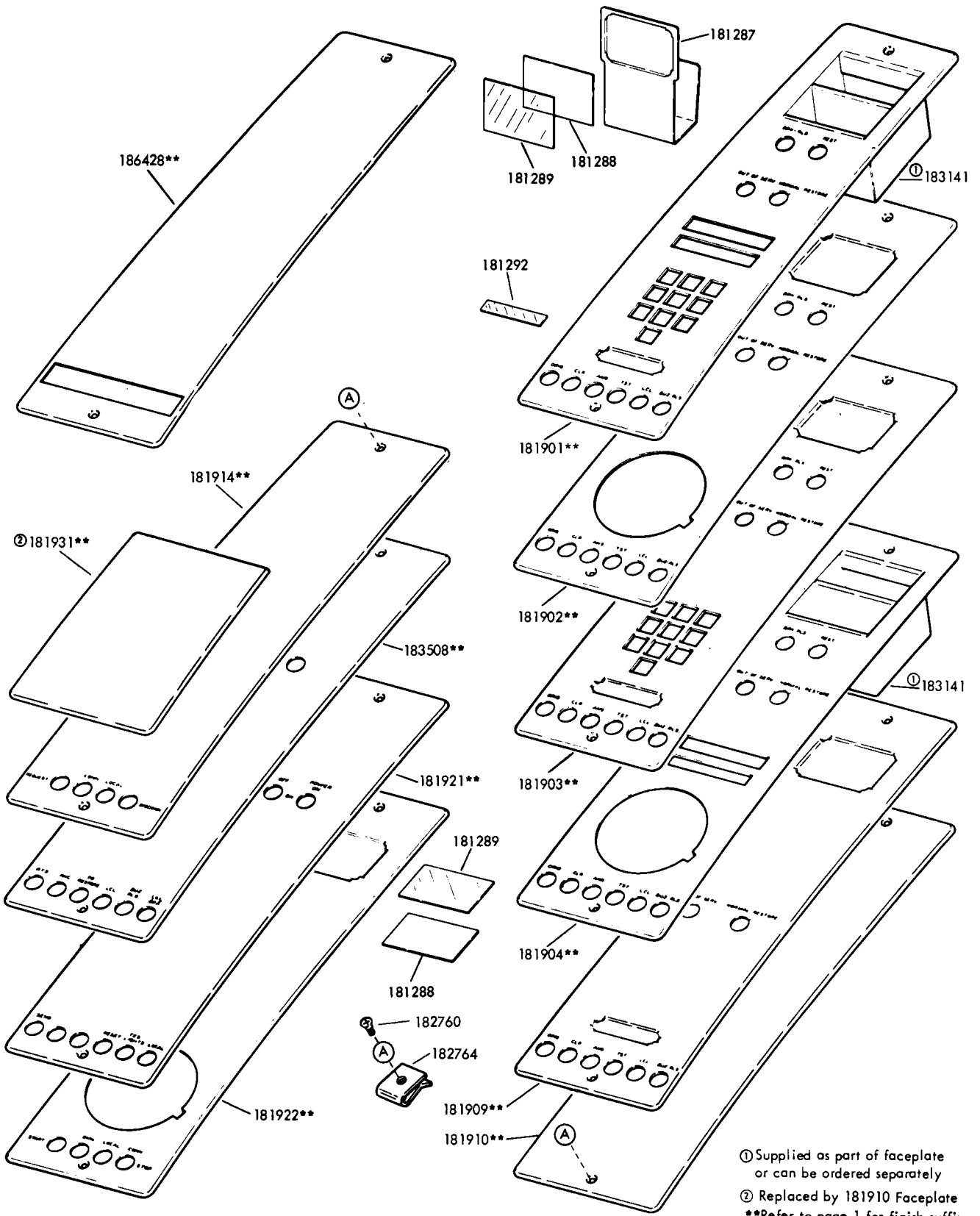


① A new 185700 laminated sheet steel base has been designed to replace the three individual castings mounting the typing unit with motor, keyboard and associated call control unit, the perforator, and the reader. However, the 183134 base (shown on this figure) is still available for replacement purposes

② Automatic reader control cover

③ The 183067 shield and the 183045 start & stop lever have been redesigned but retain their original numbers. The new style lever can be used with the old style shield but the new style shield must be used with the new style lever

FIGURE 3. READER COVER AND BASE



① Supplied as part of faceplate or can be ordered separately  
 ② Replaced by 181910 Faceplate  
 \*\*Refer to page 1 for finish suffix

FIGURE 4. FACEPLATES

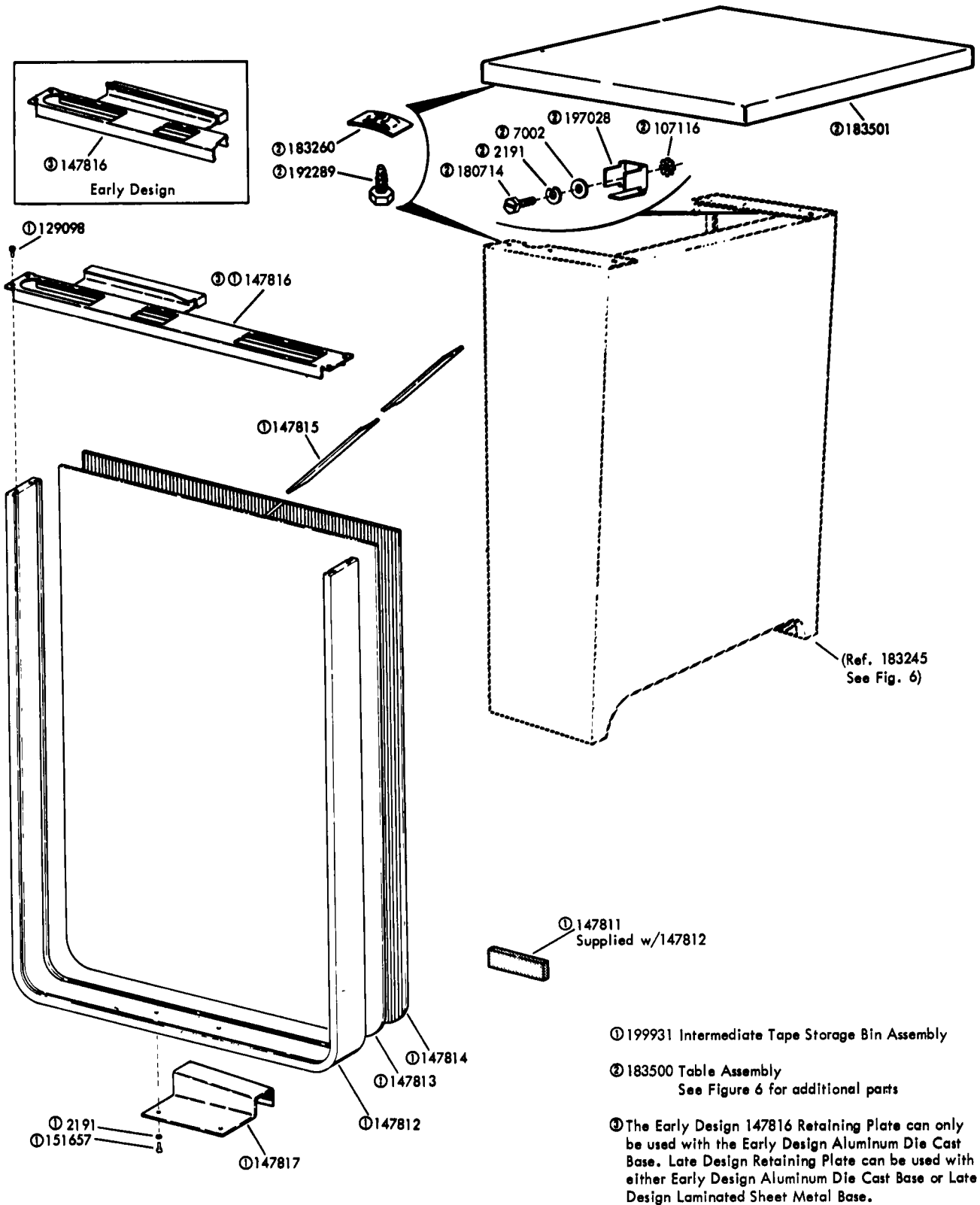
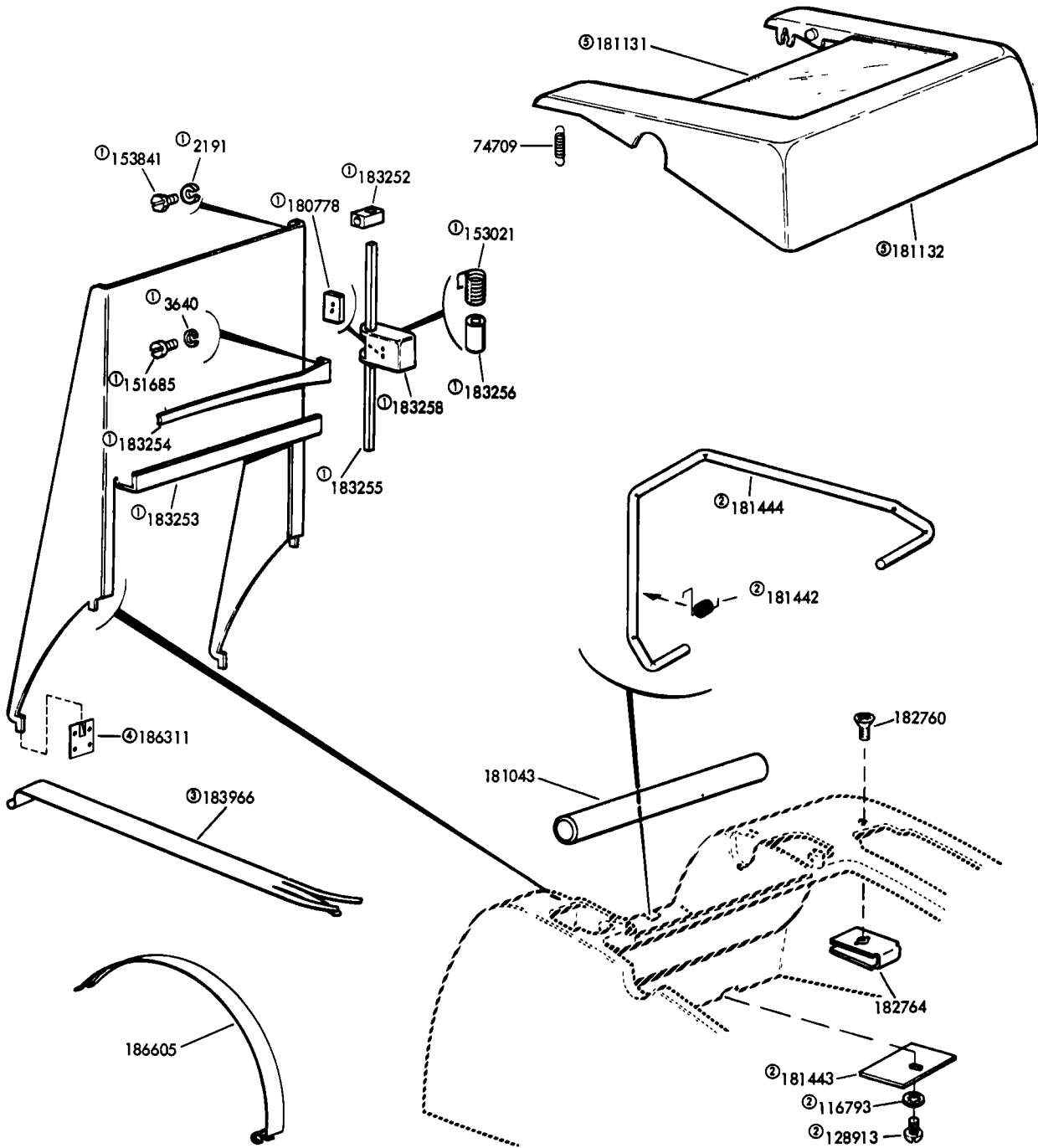


FIGURE 5. COVER AND TAPE STORAGE BIN





- ① 182036 Copyholder Assembly
- ② Used with Sets having Low Paper Alarm
- ③ No longer available. Order 186605 Paper Deflector
- ④ 186312 SOP to Provide Cover Repair Bracket for Copyholder

- ⑤ The 181131 Lid Window has been redesigned by adding nine holes to enable heat staking to the Lid rather than cementing as on the Early Design. Early and Late Design Lids w/ Window are interchangeable. If however, a Late Design Lid w/Window needs a replacement Window, a 181132 Lid w/Window must be ordered.

FIGURE 7. LID AND COPYHOLDER



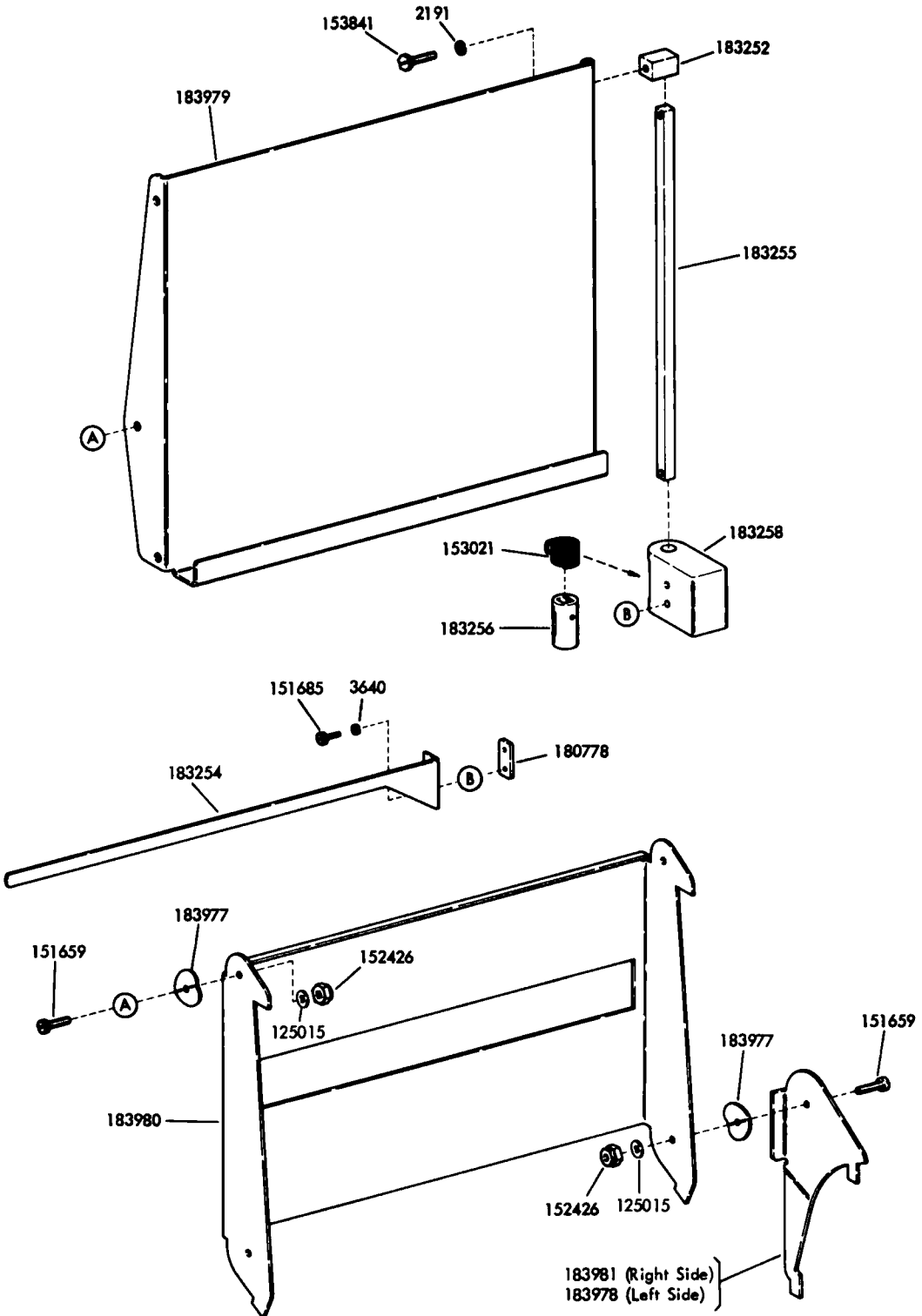


FIGURE 8. 183976 ADJUSTABLE COPYHOLDER ASSEMBLY

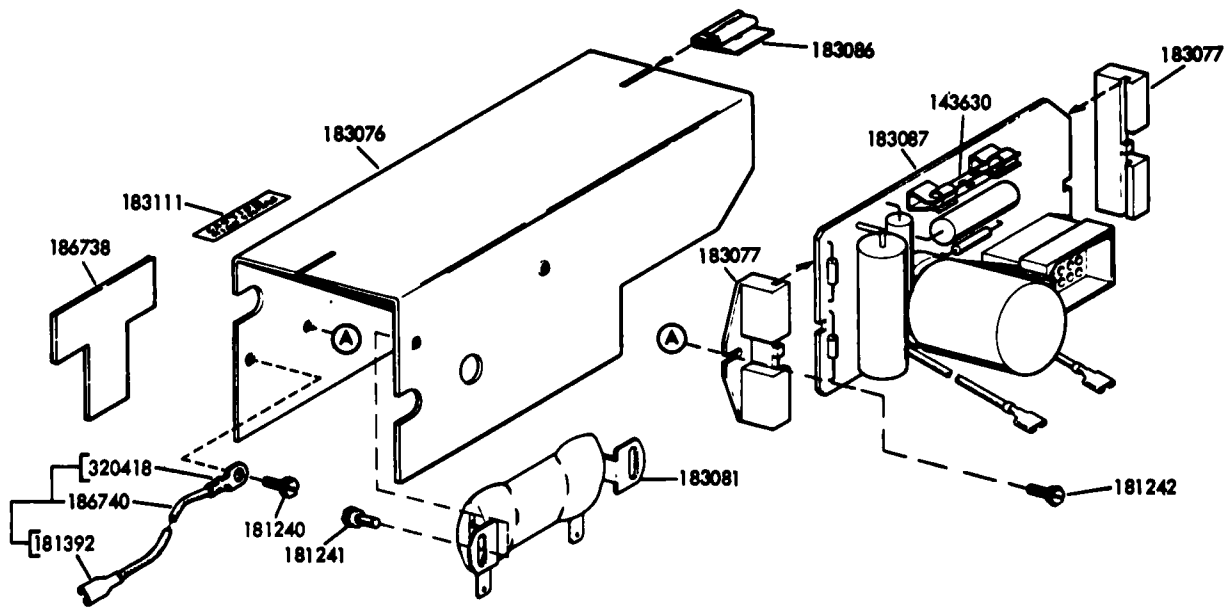


FIGURE 9. 182134 READER POWER PACK ASSEMBLY

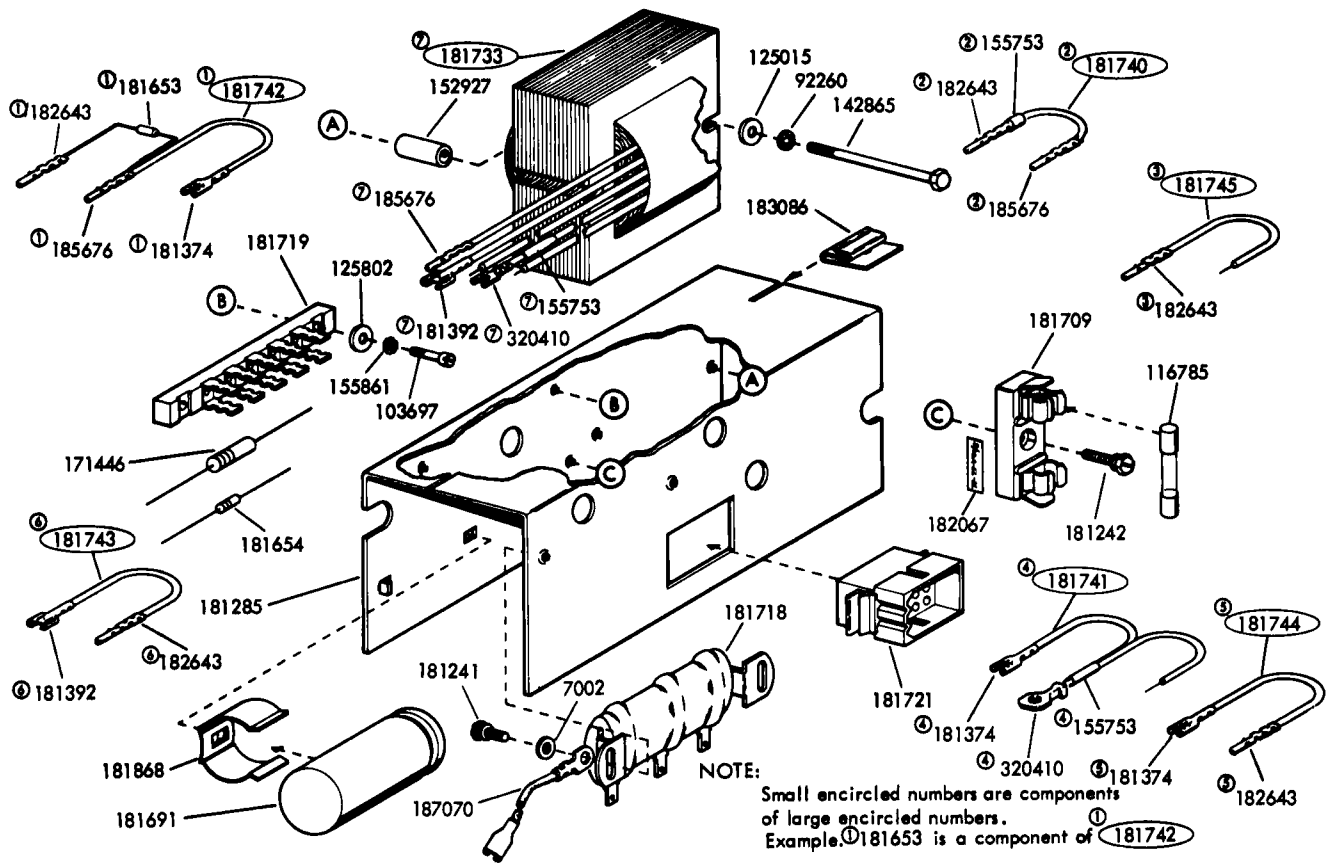
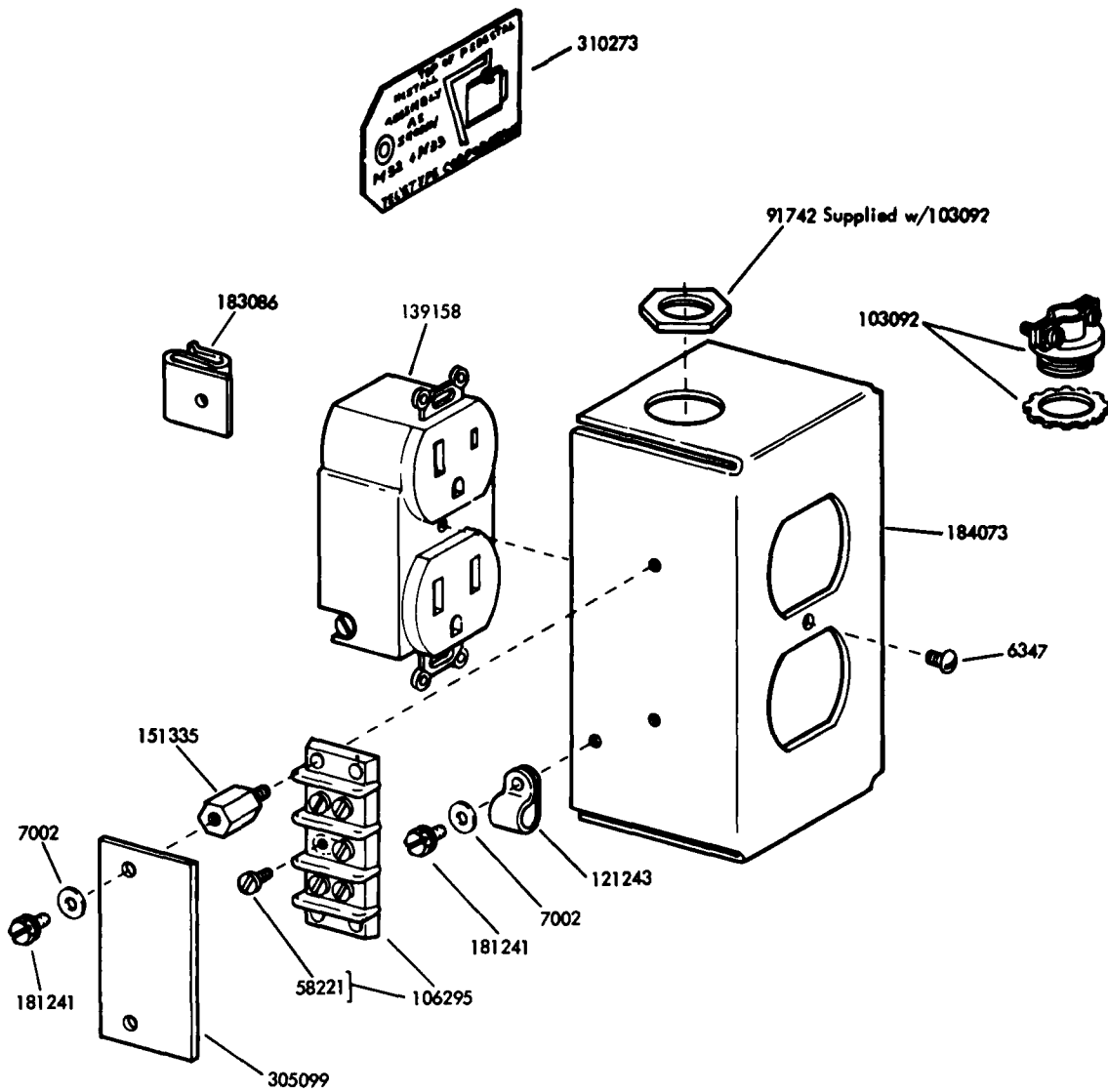
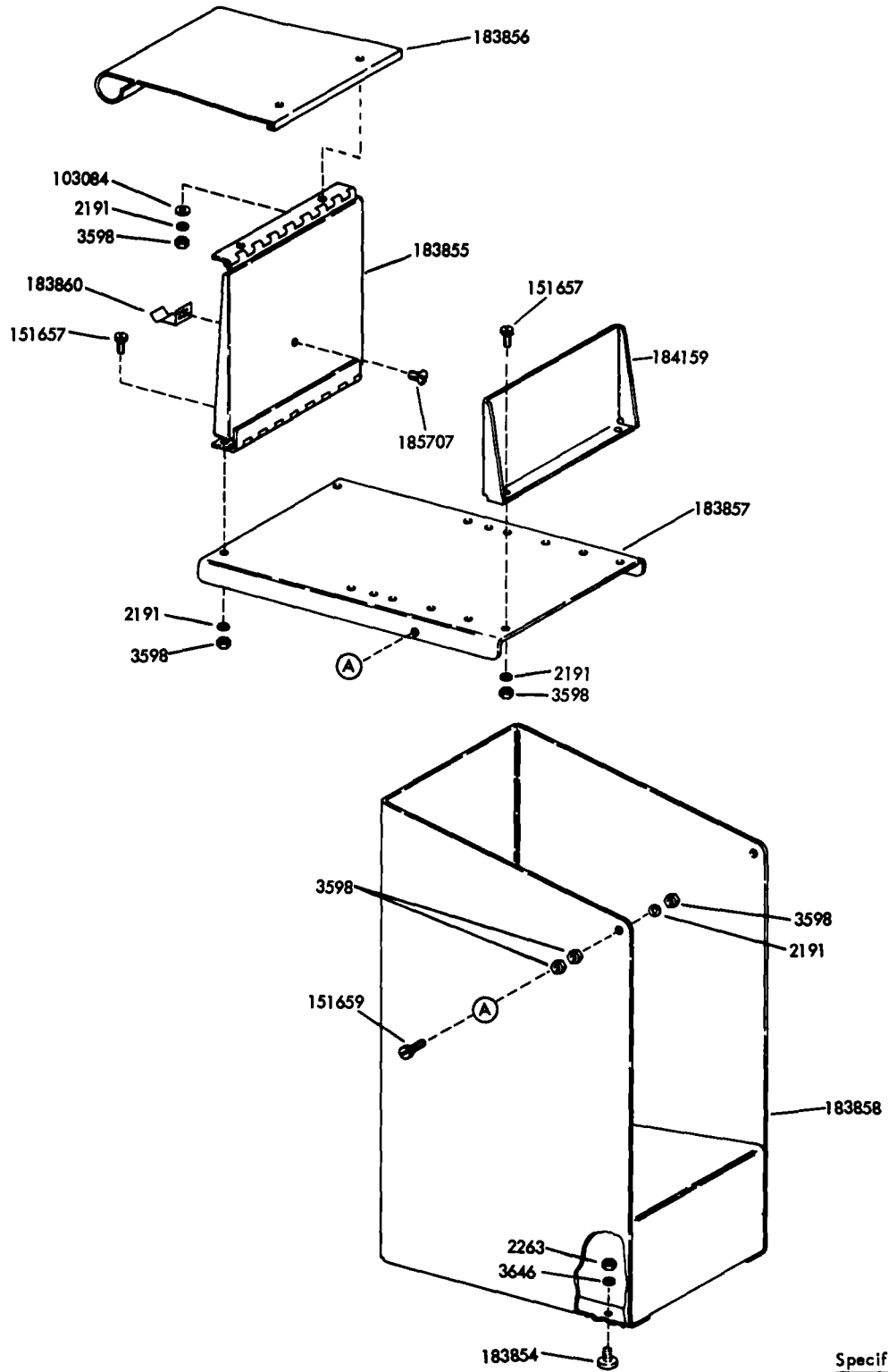


FIGURE 10. 181720 POWER PACK ASSEMBLY



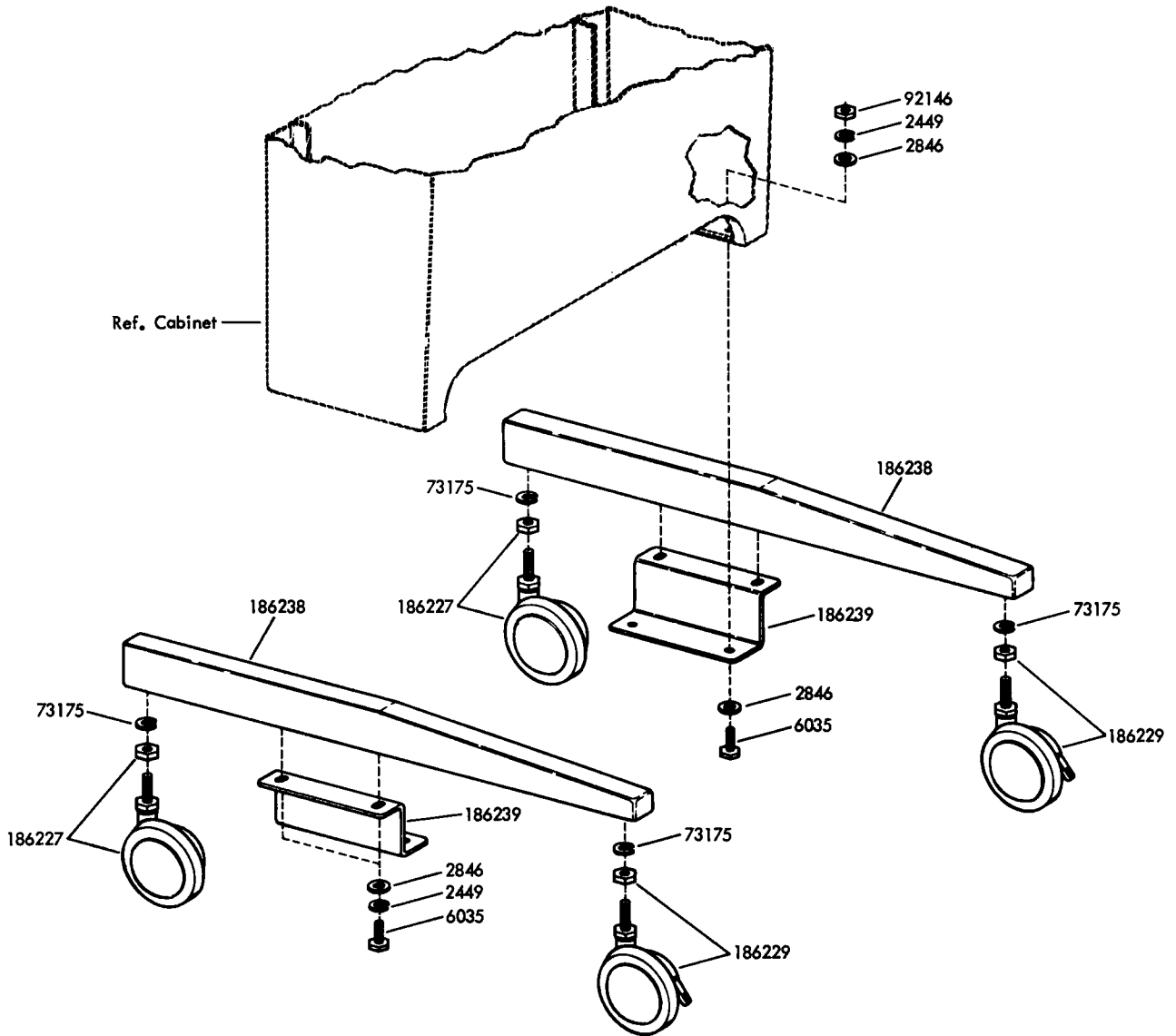
Note:  
The 184074 includes the  
182510 power cord

FIGURE 11. 184074 OUTLET BOX ASSEMBLY



Specification 504335

FIGURE 12. 183859 MODIFICATION KIT TO PROVIDE PAPER SUPPLY AND ACCUMULATING SHELF



Specification 50626S

FIGURE 13. 186226 MODIFICATION KIT TO PROVIDE MOBILITY FOR CABINET

## NUMERICAL INDEX

Part Number	Description and Page Number	Part Number	Description and Page Number	Part Number	Description and Page Number
2191	Lockwasher 6 to 9,12	147817	Guide, Tape Bin 6	181245	Screw w/Lockwasher, 6-40 x 1/2 Hex 4
2263	Nut, 8-32 Hex 12	151335	Stud 11	181285	Cover, Mounting 10
2449	Lockwasher 7,13	151413	Washer, Flat 7	181287	Holder, Card 5
2846	Washer, Flat 13	151657	Screw, 6-40 x 1/4 Fil 6,12	181288	Label, White 5
3598	Nut, 6-40 Hex 3,4,12	151659	Screw, 6-40 x 1/2 Fil 9,12	181289	Window, Plastic 5
3640	Lockwasher 8,9	151685	Screw, 4-40 x 5/16 Fil 8,9	181292	Window, Plastic 5
3646	Lockwasher 7,12	152426	Nut, 6-40 Self-Locking 9	181374	Terminal, Tab Type 10
6035	Screw, 1/4-20 x 5/8 Hex 13	152927	Bushing 10	181392	Terminal, Tab Type 10
6345	Nut, 6-32 Hex 7	153021	Spring, Torsion 8,9	181442	Spring, Torsion 8
6347	Screw, 6-32 x 3/8 Rd 11	153441	Screw, 10-32 x 7/16 Hex 4	181443	Plate, Clamp 8
7002	Washer, Flat 4,6,10,11	153538	Screw, 6-40 x 7/16 Hex 4	181444	Rod, Sensing 8
44048	Washer, Flat 7	153841	Screw, 6-40 x 9/16 Hex 8,9	181653	Diode 10
55323	Screw, 8-32 x 1/2 Rd 7	155087	Screw, 1/4-20 x 7/16 Rd 7	181654	Diode 10
58221	Screw, 6-32 x 1/4 Fil 11	155753	Sleeve, 1/8 ID x 1/2" Lg	181691	Capacitor, 150 MFD 10
73175	Lockwasher 13	155861	Insulating 10	181709	Holder, Fuse 10
74709	Spring 8	165255	Lockwasher 10	181718	Resistor, 2,000 - 10,000 Ohms 10
91742	Locknut 11	171446	Screw, No. 8 Spl 7	181719	Strip, Terminal 10
92146	Nut, 1/4-20 Hex 7,13	180714	Resistor, 120 Ohm 10	181720	Power Supply 1,10
92260	Lockwasher 10	180778	Screw, No. 6 Self-Tapping 6	181721	Connector, 12 Pt Plug Type 10
103084	Washer, Flat 12	180798	Plate 8,9	181733	Transformer 10
103092	Connector, Cord 11	181043	Screw, 8-32 Self-Tapping 3	181740	Cable Assembly 10
103697	Screw, 4-40 x 7/16 Fil 10	181104	Spindle, Paper Roll 8	181741	Cable Assembly 10
106295	Block, Terminal 11	181131	Clip, Cable 7	181742	Cable Assembly 10
107116	Lockwasher 6	181132	Window, Lid 8	181743	Cable Assembly 10
115594	Nut, Speed 7	181133	Lid w/Window 8	181744	Cable Assembly 10
116785	Fuse, .3 Amp 10	181135	Cover 2	181745	Cable Assembly 10
116793	Lockwasher 8	181137	Nameplate 2	181812	Nameplate 2
119649	Ring, Retaining 4	181139	Nameplate 2	181868	Clip, Speed 10
121243	Clamp, 3/16" ID Cable 7	181139	Label, Designation (Bell) 2	181900	Cover 2
121245	Clamp, 5/16" ID Cable 7	181140	Label, Designation (W.U.) 2	181901**	Faceplate 5
124177	Lockwasher 3,4	181141	Screw, 8-32 Spl 2	181902**	Faceplate 5
125015	Washer, Flat 3,4,9,10	181148	Nameplate 2	181903**	Faceplate 5
125802	Washer, Flat 10	181237	Screw, 1/4-14 Self-Tapping 7	181904**	Faceplate 5
125928	Washer, Flat 7	181240	Screw w/Lockwasher, 6-40 x 3/16 Hex 10	181909**	Faceplate 5
128913	Screw, 8-32 Self-Tapping 8	181241	Screw w/Lockwasher, 6-40 x 1/4 Hex 10,11	181910**	Faceplate 5
129098	Screw, 6-40 x 11/32 Flat 6	181242	Screw w/Lockwasher, 6-40 x 5/16 Hex 10	181914**	Faceplate 5
139158	Connector, Duplex Receptacle 11	181244	Screw w/Lockwasher, 6-40 x 7/16 Hex 3	181921**	Faceplate 5
142865	Screw, 6-40 x 2-1/32 Hex 10			181922**	Faceplate 5
143630	Fuse, .75 Amp 10			181931**	Faceplate 5
147811	Spacer, .250" Thk 6			182036	Copyholder Assembly 8
147812	Frame, Tape Bin 6			182067	Nameplate 10
147813	Window, Left Side 6			182109	Lid Assembly 3
147814	Window, Right Side 6			182134	Power Pack 1,10
147815	Divider, Tape Bin 6			182278	Support 2
147816	Plate, Retaining 6			182285	Bumper, Rubber 7
				182510	Cord, Power 11
				182643	Terminal, Plug Type 10

\*\*Refer to page 1 for finish suffix

## NUMERICAL INDEX (Continued)

Part Number	Description and Page Number	Part Number	Description and Page Number	Part Number	Description and Page Number
182662	Receiver 7	183244	Panel 7	186055	Nameplate 2
182760	Screw, 6-32 Spl 5,8	183245	Cabinet, Lower 6,7	186056	Nameplate 2
182764	Nut, Speed 5,8	183249	Screw, 5/16-18 Spl 7	186057	Nameplate 2
182912	Lid 3	183252	Post 8,9	186179	Bracket 7
182913	Base, Cover 3	183253	Copyholder 8	186180	Bumper, Rubber 7
182916	Screw, 8-32 x 2-9/16 Hex 3	183254	Guide, Line 8,9	186202	Shield 2
182917	Spring, Special 3	183255	Shaft 8,9	186203	Set of Parts 7
182918	Spindle 3	183256	Bushing 8,9	186226	Modification Kit 1,13
182919	Button 3	183258	Handle, Copyholder 8,9	186227	Caster 13
182921	Cover, Right 3	183260	Nut, Speed 6	186229	Caster w/Brake 13
182922	Cover, Left 3	183262	Retainer, Nut 7	186238	Foot 13
182924	Box, Chad 7	183263	Cap, Light Gray 7	186239	Bracket 13
182926	Cover Assembly 3	183500	Table Assembly 6,7	186311	Bracket 8
182927	Cover 2	183501	Cover, Stand 6	186312	Set of Parts 8
182928	Cover 2	183508**	Faceplate 5	186428**	Faceplate 5
182932	Nut, Speed 3	183513	Cover 2	186457	Plate 2
182935	Hub 3	183854	Foot 12	186540	Screw, 1/4-20 x 1/2 Spl 7
182965	Box, Chad 7	183855	Plate w/Hinges 12	186580	Plate 2
183025	Bracket 4	183856	Guide, Paper 12	186592	Clip 7
183045	Lever, Start-Stop 4	183857	Shelf, Paper 12	186593	Clip 7
183046	Cover 4	183858	Bin, Paper Supply 12	186605	Deflector, Paper 8
183047	Base 4	183859	Modification Kit 1,12	186638	Nameplate 2
183067	Shield 4	183860	Clip, Spring 12	186738	Insulator 10
183068	Spring, Shield 4	183966	Deflector, Paper 8	186740	Jumper, 6" Green 10
183070	Grommet, Rubber 4	183976	Copyholder Assembly 1,9	186742	Label 7
183076	Bracket, Rectifier 10	183977	Washer, Spring 9	186749	Bolt w/Cap 7
183077	Clamp, Circuit Card 10	183978	Bracket, Left 9	187070	Jumper, 12" Green 10
183081	Resistor, 850 Ohm 10	183979	Copyholder 9	192263	Holder, Handset 7
183086	Clip 10,11	183980	Link 9	192289	Screw, 1/4-14 Self-Tapping 6
183087	Card, Circuit 10	183981	Bracket, Right 9	193957	Spring, Roller 7
183091	Post 4	184006	Screw, 8-32 Self-Tapping 4	194822	Holder, Directory 7
183092	Cup 4	184035	Label, Designation 2	195180	Bumper, Rubber 7
183094	Plate w/Studs 4	184046	Nameplate 2	195253	Rack Assembly, Display 7
183111	Label 10	184073	Bracket, Outlet 11	195256**	Hanger 7
183112	Screw, 4-40 x 9/64 Fil 4	184074	Box Assembly, Outlet 1,11	195259	Modification Kit 7
183117	Screw, 10-32 x 5/8 Hex 4	184085	Screw, 8-32 Thumb 2	197028	Terminal 6
183118	Plate, Clamp 4	184093	Nameplate 2	199931	Bin Assembly, Tape Storage 6
183125	Label 2	184159	Bracket, Back Stop 12	305099	Cover, Insulating 11
183133	Bracket 4	185605	Screw, 1/4-14 Self-Tapping 7	310273	Tag, Instruction 11
183134	Base 4	185676	Terminal, Plug Type 10	320410	Terminal, Spade Type 10
183135	Cover 4	185698	Label, Designation 2	320418	Terminal, Ring Type 10
183138	Modification Kit 4	185700	Base 4	328164	Plate 2
183140	Cover 4	185707	Screw, 10-24 x 5/16 Rd 12	343690**	Shelf 7
183141	Holder, Card 5	186054	Nameplate 2	343691**	Modification Kit 7
183243	Foot w/Brackets 7				

\*\*Refer to page 1 for finish suffix